Beifa AI

AI智能翻译眼镜

—— 使用说明书 ——

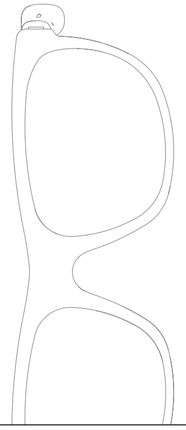

产品介绍

本智能眼镜为磁吸插拔款，分为智能镜腿和光学镜架两部分，购买时，光学镜架可按个人喜好选配其它款式。

产品规格

产品名称：AI智能翻译眼镜

蓝牙版本：5.4

播放时间：约8小时（50%音量）

充电时间：约1~1.5小时

电池容量：100mAh*2

充电电压：DC5V ⎓ 100mA

播放声道：双喇叭、立体声

连接距离：约10M

使用操作

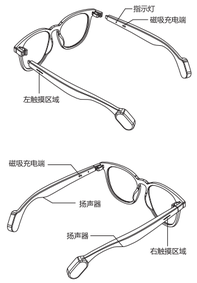

声明

首先对您使用本公司的产品表示感谢！在使用之前请先阅读此说明书正确使用此产品。为了更好的服务，本用产手册的内容可能变更，因为产品的性能和功能而发生的变更，将不做另行通知。

1、开机：戴上眼镜2秒自动开机

2、关机：取下眼镜，60秒后自动关机。或长按主板触摸5秒关机。

3、配对：开机后进入配对状态，主（红蓝灯交替闪）副机红灯SSI闪一下。手机蓝牙搜索到蓝牙名"Beifa AI-GE01(型号对应名称)"点击连接。

4、无连接关机：开机后3分钟没连接蓝牙设备自动关机。

5、播放音乐：
上一曲：L长按触摸1.5秒
下一曲：R长按触摸1.5秒
暂停/播放：触摸双击（L/R都可以）
音量加：触摸单击R
音量减：触摸单击L

6、来电状态
接听/挂断电话：触摸双击（L/R都可以）
拒接电话：来电时触摸长按2秒（L/R都可以）

7、语音助手：
启用/关闭siri语音：触摸三击（L/R都可以）

8、充电：
充电时红灯常亮，满电蓝灯常亮。

备注

开机状态且无蓝牙联接的状态下单腿按键连续单击6次，单次第7次时长按关机，恢复出厂、清除手机配对信息。(左右需全部清除配对信息，方可再次配对)

AI翻译功能

APP软件扫描二维码下载安装，连接AI智能翻译眼镜

APP扫码下载

一、AI对话
基于先进大模型，支持语音与文字双模式互动，理解上下文，智能生成回应。学习、工作、生活中的贴心对话伙伴。

使用流程
1.进入「AI对话」页面
2.点击麦克风语音输入，或直接输入文字发起对话
3.AI即时回复，支持语音播报与文本查看，可点击喇叭重播

二、翻译机
手机外放，无需眼镜，适合公共场所或与陌生人简单交流。

使用流程
1.选择双方语言（如中文→英文）
2.点击对应语言按钮（如"英文"），提示"请讲English"
3.系统仅识别该语言，翻译为对方语言
4.译文通过手机扬声器外放，也可点击喇叭重播

三、眼镜+手机模式
一人戴智能眼镜听译，一人用手机说话。适合与陌生人临时对话场景，如在国外餐厅点单、问路、购物等。

使用流程
1.设置该语言方向：左侧为手机端语言，右侧为眼镜端语言
2.手机端操作：点击语音按钮，提示"手机端请讲XXX"
3.眼镜端操作：通过敲击眼镜触控区或按键唤醒眼镜端录音（具体唤醒快捷操作与眼镜预设操放/暂停快捷设定一致）
4.双方原文与译文即时显示：
我方戴眼镜说中文→手机外放翻译后的英文
对方用手机说英文→眼镜播放翻译后的中文

四、拍照翻译
一拍即译，相薄导入也支持，原图与译文自由切换。

使用流程
1.首页进入「拍照翻译」
2.拍照或从相薄选图
3.系统自动识别并翻译
4.点击屏幕切换查看原图或译文

五、同声传译
适用于会议、讲座、学习等需高效记录与翻译的场景。

使用流程
1.选择源语言与目标语言（如中文→英文）
2.开始说话，系统自动识别：原文显示在上方，译文同步显示在下方，并通过耳机播报
3.点击屏幕完全结束。可切换为"专注模式"，仅保留原文与译文

控制操作
喇叭：开启/关闭耳机译文语音播放。
暂停：暂停录音与翻译。
离开：结束会话并清空记录。

六、AI秘书
AI智能秘书，一键生成精准转录、专业总结与结构化思维导图，让会议记录高效智能成稿

使用流程
1.进入「AI秘书」页面
2.点击右下角麦克风按钮，选择录音语言
3.输入标题(非必填，系统默认以时间命名)，点击「确定」开始录音4.单条录音支持3小时时长，结束即保存并进入详情页
5.点击(立即生成)，选择模板(会议纪要/采访/演讲)和转录语言，AI自动生成处理
6.生成中(3小时音频约4分钟完成文本、AI总结、思维导图)，离开当前页不影响自动生成显示结果

语音转录：精准逐句转录语音，支持段落播放与双击编辑，对话逻辑一目了然

AI总结：AI智能提取核心要点，适配模板生成专业文档，支持双击富文本编辑

思维导图：AI智能分析转化为结构化思维导图，清晰呈现观点分支

说明
支持重新生成，可重新选择模板和转录语言
支持一键复制转写或总结文本
支持导出转写TXT格式；支持导出总结TXT和MARKDOWN格式；支持导出思维导图JPGE和MARKDOWN格式；支持导出音频MP3格式
所有录音文件均可在录音列表左滑重新命名或删除

七、离线翻译
无网络也能用!提前下载语言包，旅行、飞行、偏远地区沟通无忧。
使用流程
1.首页点击翻译功能右侧的「离线」开关
2.若未下载，提示"未下载语言包"，点击「去下载」
3.选择所需语言包下载(默认优先下载基础包，支持多语言同时下载)
4.下载完成后，返回首页重新开启离线开关，即可使用
注意:仅"对话翻译"支持离线翻译。如需使用在线功能，请先关闭离线模式。

AI健康功能说明

PAC负氧离子
释放高浓度负氧离子，营造清新自然的呼吸环境，仿佛置身森林深处。

原创疗愈音乐
针对不同人群（老年、中年、青少年、孕妇、助眠）的生理心理需求，融合中国"五音疗愈"理念与现代和弦技术，结合阿尔法脑波，帮助放松身心，缓解眼部疲劳。

微循环技术
采用9.34微米波长与33.3Hz太赫兹，构建复合能量场，辅助神经系统舒缓及微循环改善。

注：本产品为健康辅助工具，非医疗器械，不具备疾病治疗功能。

注意事项

- 为了防止可能的听力损伤，请勿长时间使用高音量
- 请行剧烈运动时，请勿使用本产品，以免因意外带来人身伤害
- 遵守所在地区或国家的相关规定，驾车时请谨慎使用本设备
- 本产品使用是 防蓝光零度数平光镜片，有效过滤有害蓝光，缓解长时间使用数码屏幕带来的眼干、眼涩与视觉疲劳。镜片可轻松取下，方便您携带至眼镜店，作为验光配镜时最直观的尺寸、形状参考
- 如需更换镜片，建议到专业的眼镜店进行更换，如自行拆装镜片可能由于操作不当导致设备损坏
- 如需调整鼻托，请到专业眼镜店进行调整，不当调整鼻托可能造成鼻托的损坏
- 请勿用温热水清洁镜片
- 请避免和易造成刮磨的金属用品一起存放
- 塑料材质及镜片不耐热，请避免在高温处使用（如桑拿房等）或存放（如车辆的仪表盘上等），以免引起变形或开裂
- 请勿在散热器、加热器、火焰或其他发热设备等热源附近或温度过高、过低的环境下使用
- 请在温度0℃~45℃范围内使用本设备，并在温度-20℃~45℃范围内存放设备及配件。当环境温度过高或过低时，可能会引起镜框变形、眼镜故障
- 请勿堵塞出声孔和麦克风孔，按照使用说明进行使用
- 请勿擅自拆卸、改装设备（含更换内置电池）及配件，否则该设备及配件将不在本公司保修范围之内，设备发生故障时请联系本公司售后服务
- 本产品配有内置电池且不可拆卸，电池更换当不会有爆炸危险，请勿自行拆卸设备
- 请勿拆解、撞击、挤压或切割电池，否则可能导致爆炸；电池不得暴露在如日照、火烤或类似的过热环境中
- 请勿将电池置于极低气压下，否则可能导致电池爆炸或泄漏可燃液体和气体
- 若电池出现严重膨胀，请勿继续使用
- 如果你认为电池可能已被吞食或放置在身体的任何部位内，立即寻求医疗救助
- 请不要将电池扔进生活垃圾进行处理，请遵守国家相应的规定安全处置用完的电池
- 眼镜贴合皮肤位置采用专业健康材质，用户可放心佩戴，如因个体差异原因，佩戴时感到皮肤不适或出现过敏反应，请立即停止佩戴并咨询医生
- 请勿使用其他化学溶剂或清洁剂清洁本产品；本产品不附送电源适配器，请使用符合CCC认证的5V=1A电源适配器
- 功能并非永久有效，可能会随着日常使用的磨损而下降，请避免设备及配件淋雨或受潮
- 本设备及其配件如不慎沾水，请尽快擦拭后放置于通风阴凉处等待干燥。未完全干燥之前，请勿再次使用或充电；充电线不防水，充电前请注意清洁镜腿充电触点与充电线金属头，知有水分残留请及时擦拭，以免造成短路
- 本设备不支持冲洗，请勿直接冲洗镜腿或进行超声波清洗等
- 产品及其配件可能包含小零件，为了避免儿童窒息或其他危险或损坏，请将产品及配件放在儿童接触不到的地方

免责条款

用户凭保修凭证及有效发票可享受当地法律法规所赋予的消费者权益。以下不属于免费维修范围：

1.不能出示有效的保修凭证及发票。
2.保修凭证有涂改痕迹或与产品不符。
3.消耗材料的自然消耗，磨损及老化。
4.雷击或用电系统原因造成的损坏。
5.因用户使用不当造成的损坏。
6.自行拆动、改装、维修过的产品。
7.超过保修期，或未按产品使用说明的要求使用、维护、保养而造成的损坏。
8.除主机以外的赠品和包装盒。

有害物质

产品中有害物质名称及含量

部件名称	铅(Pb)	汞(Hg)	镉(Cd)	六价铬 (Cr(VI))	多溴联苯 (PBB)	多溴二苯醚 (PBDE)
印刷电路组件	○	○	○	○	○	○
外壳等小结构件	○	○	○	○	○	○

本表格依据SJ/T11364的规定编制

O：表示该有害物质在该部件所有均质材料中的含量均在GB/T26572规定的限量要求以下。

X：表示该有害物质至少在该部件的某一均质材料中的含量超出GB/T26572规定的限量要求。

本表格依据SJ/T11364的规定编制

印刷电路板组件*：包括印刷电路板及其零部件、电子元器件等。根据产品型号不同，您所购买的产品可能不会有以上所有部件。

(10) 在中华人民共和国境内销售的电子电气产品必须标识此标志，标志内的数字代表在正常使用状态下的产品的环保使用期限。

三包凭证

本产品售后服务承诺：严格依据《中华人民共和国消费者权益法》，《中华人民共和国产品质量法》实行售后三包服务，服务内容如下：

在三包有效期内，您可依照本规定享受修理、更换、退货的权利。修理、换货、退货应当凭发票办理。

1.自您签收次日起7日内，本产品出现包修条例所述故障情况经由售后服务中心检测确定，依据您的选择，免费办理退换货或者修理等服务；

2.自您签收次日起8天~15天内，本产品出现保修条例所述故障情况，经由售后服务中心检测确定，依据您的选择，免费办理换货或者修理等服务；

3.自您签收次日起12个月内，本产品出现包修条例所述故障情况经由售后服务中心检测确定，依据您的选择，免费进行修理（运费自理）。

保修条例

1.本产品自购买日期起，整机保修一年。
2.保修服务只限于一般正常使用下有效，不依照说明使用导致本公司认可的维修与改装，错误使用或疲劳而造成的损坏或因天灾造成损坏等，则不在本品牌产品保修范围内。
3.维修时请携带此卡操作，并随产品一起提供给销售商。否则将不能获得保修服务。
4.保修卡若经修改，将不能获得保修服务。
5.产品外观存在轻严重的划损、涂修、严重刮花划痕，存在一定质量问题导致的功能故障只能修，不能换新，不能退。
6.对不依照上述保修条例办理的用户，本公司对上述条例负有解释权。

合格证

产品保修卡	产品型号： 购买日期： 年 月 日
保修事项	☐ 7天退换 ☐ 15天内换货 ☐ 1年保修
购买者信息	联系人： 电话： 联系地址：

合格证
产品型号：
执行标准：GB4943.1-2022
检验结果：合格 QC PASS 01
检验员：

RoHS FC CE

Beifa AI

Smart Translation Glasses

—— User Manual ——

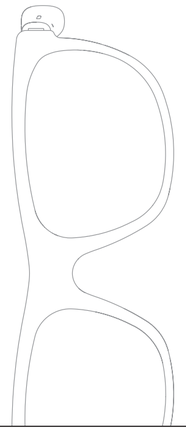

Product Introduction

These smart glasses feature a magnetic plug-in designand are divided into two parts: the smart temple and theoptical frame. When purchasing, the optical frame can bechosen in other styles according to personal preference.

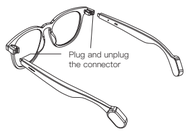

Product Specifications

Product Name: Smart Translation Glasses

Bluetooth Version: 5.4

Playback Time: Approximately 8 hours (50% volume)

Charging Time: Approximately 1 to 1.5 hours

Battery Capacity: 100mAh × 2

Charging Voltage: DC 5V ⎓ 100mA × 2

Audio Output: Dual speakers, stereo sound

Connection Range: Approximately10 meters

Operation Instructions

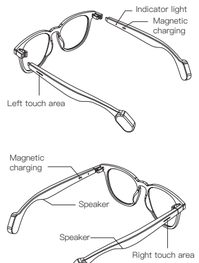

Statement:
Thank you for choosing our product!
Please read this manual carefully before using the device to ensure proper operation.To provide better service, the contents of this user manual may be subject to change.Changes resulting from updates in product performance and functionality may be made without prior notice.

1. **Power On:** Auto on after wearing for 2 seconds.

2. **Power Off:** Auto off 60 seconds after removing, or long press touchpad for 5 seconds.

3. **Pairing:** Power on to enter pairing mode (main: red/blue flash alternately; secondary: red flash every 5s) and connect to "Beifa AI-GE01 (model -specific name)" via phone Bluetooth.

4. **Auto Off (No Connection):** Shuts down after 3 minutes without Bluetooth connection.

5. **Music Playback:**
Previous Track: Long press left touch (1.5s)
Next Track: Long press right touch (1.5s)
Play/Pause: Double tap (L/R)
Volume Up: Single tap R touch
Volume Down: Single tap L touch

6. **Incoming Call:**
Answer/Hang Up: Double tap (L/R)

7.Voice Assistant:
Activate/Deactivate Siri: Triple tap (L/R)

8. **Charging:**
Red light stays on during charging;
blue light stays on when fully charged.

Note

When the device is powered on and there is no Bluetoothconnection, press the single-leg button 6 timesconsecutively, and on the 7th press, long press to poweroff to restore factory settings and clear phone pairinginformation. (All pairing information on both sides needsto be cleared before pairing again)

AI Translation Function

Scan the QR code with the App to download, install, and connect to the AI Smart Translation Glasses.

App download

Ⅰ. AI Dialogue

Based on advanced large models, supporting dual-mode interaction of voice and text, understanding context, and intelligently generating responses. A thoughtful dialogue partner in learing, work, and life.

Usage Process

1. Enter the "AI Dialogue" page
2. Click the microphone for voice input, or directly input text to initiate a dialogue
3. AI replies in real-time, supporting voice playback and text viewing, with the option to click the speaker to replay

Ⅱ. Translator

Mobile speaker, no glasses needed, suitable for public places or sirple communication with strangers.

Usage process

1. Choose both languages (e.g. Chinese - English)
2. Click the corresponding language button (e.g. "English"), prompt "Please speak English"
3. The system only recognizes that language, translates to the other party's language
4. The translation is played through the phone's speaker, andyou can also click the speaker to replay

Ⅲ. Glasses + Mobile Mode

One person wears smart glasses for interpretation, and another speaks using a mobile phone . Suitable for temporary conversations with strangers, such as ordering in a restaurant abroad, asking for directions, shopping, etc.

Usage Process

1. Set language direction: the left side is for the mobile language, the right side is for the glasses language
2. Mobile side: Click the voice button, prompting "Please speak XXX on the mobile side"
3. Tap the touch area or button on the glasses to activate recording on the glasses (the specific quick-action wake-up method matches the glasses' default play/pause quick-action settings).
4. Both original text and translation are displayed in real-time: Our side wearing glasses speaks Chinese - Mobile plays the translated English.
The other side speaks English using a mobile phone -> Glasses play the translated Chinese.

Ⅳ. Photo Translation

Instant translation, album import is also supported, freely switch between the original image and translation.

Usage process

1. From the homepage enter "Photo Translation"
2. Take a photo or select an image from the album
3. The system automatically recognizes and translates
4. Click the screen to switch between viewing the original image or translation

Ⅴ. Simultaneous Interpretation

Applicable to scenarios such as meetings, lectures, and learning that require efficient recording and translation.

Usage process

1. Select source language and target language (e.g., Chinese ⇄ English)
2. Start speaking, the system automatically recognizes: the original text displays above, and the translation displays synchronously below, and is broadcast through headphones
3. Click on the blank area of the screen to switch to "Focus Mode",keeping only the original text and translation

Control operations

Speaker: Tur on/off headphone translation voice playback.
Pause: Pause recording and translation.
Leave: End session and clear records.

Ⅵ. AI Secretary

The AI intelligent secretary enables one-tap generation of accurate transcripts, professional summaries, and structured mind maps, making meeting minutes drafting efficient and intelligent.

Usage process

1.Enter the "AI Secretary" page.
2.Tap the microphone icon in the bottom-right corner and select the recording language.
3.Enter a title (optional; the system will default to naming by time), then tap "Confirm" to start recording.
4.Single recordings support a maximum duration of 3 hours. After stopping, the recording will be saved automatically and you will be directed to the details page.
5.Tap "Generate Now", select a template (Meeting Minutes / Interview / Speech) and the transcription language, and the AI will automatically process the content.
6.During generation (a 3-hour audio file takes approximately 4 minutes to complete text transcription, AI summary, and mind map creation), leaving the current page will not affect the automatic generation and display of results.

Voice transcription: Accurate sentence-by-sentence transcription of speech,supports paragraph playback and double-click editing, with clear dialogue logic

AI summary: AI intelligently extracts core points, adapts templates to generate professional documents, supports double-click rich text editing

Mind map: AI intelligently analyzes and converts into structured mind maps,clearly presenting viewpoint branches

Ⅵ. Offline Translation

Works without internet! Download language packs in advance for worry-free communication while traveling, flying, or in remote areas.

Usage Process

1.On the home page, tap the "Offline" toggle switch next to the translation function.

2.If no language pack is downloaded, the prompt "Language pack not downloaded" will appear. Tap "Go to Download".
3.Select the required language packs to download (the basic pack is downloaded by default first; multiple languages can be downloaded simultaneously).
4.After the download is complete, return to the home page and re-enable the offline switch to start using the feature.

Note: Only "Conversation Translation" supports offline translation. To use online functions, please turn off offline mode first.

AI Health Function Description

PAC Negative Ions

Release high-concentration negative ions to create a fresh and natural breathing environment, making you feel as if you are deep in a forest.

Original Healing Music

Tailored to the physical and psychological needs of different groups of people (the elderly, middle-aged people, adolescents, pregnant women, and those in need of sleep aid), it integrates the Chinese concept of Five-Note Healing with modern chord technology and combines alpha brain waves to help relax the body and mind and relieve eye fatigue.

Microcirculation Technology

A composite energy field is constructed by adopting terahertz waves with a wavelength of 9.34 μm and a frequency of 33.3 Hz, to assist in the relaxation of the nervous system and the improvement of microcirculation.

Note: This product is a health auxiliary tool, not a medical device, and does not possess the function of treating diseases.

Description

1. Support regeneration, can re-select template and transcription language
2. Support one click copy of transcription or summary text
3. Support exporting transcription in TxT format, support exporting summary in TXT and MARKDOWN formats; support exporting mind map in JPGE and MARKDOWN formats; support exporting audio in MP3 format
4. All recording files can be renamed or deleted by swiping left in the recording list

Precautions

- Avoid prolonged use at high volume to prevent hearing damage.
- Do not use during vigorous exercise to prevent injury.
- Comply with local laws; use cautiously while driving.
- The product features blue light filtering plano lenses (non-prescription) that effectively block harmful blue light, helping to alleviate dryness, irritation, and eye strain caused by prolonged use of digital screens. The lenses can be easily removed, allowing you to bring them to an optical store for an intuitive reference in terms of size and shape during your eye exam and glasses fitting.
- Replace with prescription or plano lenses as needed.
- Lens replacement and nose pad adjustment should be done by professionals to avoid damage.
- Do not clean lenses with warm or hot water.
- Keep away from metal objects that may scratch lenses.
- Acid exposure to high temperatures (e.g., saunas, car dashboards) to prevent deformation or cracking.
- Do not use the device near heat sources such as radiators, heaters, open flames, or in extremely high or low temperatures.
- Use the device within a temperature range of 0 ℃ to 45 ℃ and store it within -20 ℃ to 45 ℃. Exposure to extreme temperatures may cause deformation or malfunction.
- Do not block the speaker or microphone openings; use the device as instructed.
- Do not disassemble or modify the device or its accessories (including battery replacement). Such actions will void the warranty. For repairs, contact our customer service.
- This product contains a built-in, non-removable battery. Improper replacement may result in explosion. Do not attempt to disassemble the device.
- Do not disassemble, strike, crush, or cut the battery, as it may explode. Do not expose the battery to direct sunlight, fire, or other sources of excessive heat.
- Do not subject the battery to extremely low air pressure, which may cause it to explode or leak flammable substances.
- Stop using the battery immediately if it becomes severely swollen.
- If you suspect the battery has been swallowed or inserted into the body, seek medical help immediately.
- Do not dispose of the battery with household waste. Follow local regulations for safe disposal.
- The parts of the glasses in contact with the skin are made from skin-friendly materials. However, if you experience discomfort or allergic reactions, discontinue use and consult a doctor.
- Do not use chemical solvents or cleaners on this product. Power adapter is not included; please use a 5V=1A adaptor certified with CCC. Device performance may decline over time due to normal wear.
- Keep the device and accessories away from rain and moisture. If the device or accessories come into contact with water, wipe them dry immediately and leave them in a well-ventilated, cool area to dry completely. Do not use or charge the device before it is fully dry. The charging cable is not waterproof. Before charging, ensure the charging contacts on the temple and the metal tips of the cable are clean and dry to avoid short circuits.
- This device is not waterproof and should not be rinsed. Do not wash the temples directly or use ultrasonic cleaning.
- The product and accessories may contain small parts. To avoid choking or injury, keep them out of reach of children.

Disclaimer

Consumers are entitled to rights under local laws and regulations with valid warranty proof and invoice. The following are not covered under free repair services:

1. Failure to provide valid warranty proof and i nvoice.
2. Warranty proof is altered or inconsistent with the product.
3. Natural wear, tear, and aging of consumable materials.
4. Damage caused by lightning or electrical system issues.
5. Damage resulting from improper use by the user.
6. Products disassembled, modified, or repaired by unauthorized personnel.
7. Damage caused by exceeding the warranty period or failure to follow product instructions for use, maintenance, or storage.
8. Gifts and packaging boxes except the main device.

Hazardous substances

The name and content of harmful substances in the earbuds

Part Names	Harmful Substances					
	Pb	Hg	Cd	Cr(VI)	PBB	PBDE
Printed circuit assembly	○	○	○	○	○	○
Small structural parts such as shell	○	○	○	○	○	○

This form is compiled in accordance with SJ/T11364.
O:Indicates that the content of the hazardous substance in all homogeneous materials of the part is in below the limit required by GB/T 26572.
X:Indicates that the hazardous substance at least in a certain homogeneous material of the part exceeds The limit requirements specified in GB/T 26572.
The parts marked with "X" on the form are all harmful due to the limitations of global technological development. Substitution of substances.

Printed circuit board components:
Including printed circuit boards and their parts,electronic components, etc.and depending on the product model,the earbuds you purchased may not contain all the above components.

(10) Electronic and electrical products sold in the People's Republic of China must mark this LOGO,the number in the logo represents the product under normal use Environmental protection use period.

Three Guarantees Certi cate

After-sales Service Commitment for this product:
We strictly adhere to the "Consumer Rights and Interests Protection Law of the People's Republic of China" and the "Product Quality Law of the People's Republic of China" to implement the after-sales three guarantees service. The service content is as follows:During the warranty period, you have the right to enjoy repair, replacement, or return services as per the regulations. Repair, replacement, or return procedures should be accompanied by presenting the invoice.

1. Within 7 days from the day after you receive the product, if the product experiences any malfunctions as described in the warranty policy and is conmred by the after-sales service center, you can choose to get a free replacement or repair service.
2. From 8 to 15 days after you receive the product, if the product experiences any malfunctions as described in the warranty policy and is conmred by the after-sales service center, you can choose to get a free replacement or repair service.
3. With in 12 months from the day after you receive the product, if the product experiences any malfunctions as described in the warranty policy and is conmred by the after-sales service center, you can choose to get free repair service (shipping cost borne by the customer).
4. Any modications to the warranty card will render it invalid for warranty service.
5. For products with signicant external damage, tampering, severe scratches, or certain functional malfunctions due to certain quality issues, repairs are available, but replacements or refunds are not provided.
6. For users who do not comply with the above warranty policy, our company reserves the right to interpret the provisions of this policy.

Certificate of Conformity

Product warranty card	Purchase date:
Warranty item	☐ 7-day return and erplacement ☐ 15-day erplacement ☐ 1-year awrranty
Buyer information	Contact person: Telephone: Contact:

Certi cate of qualication
Product model:
Implementation guidelines: IEC62368
Test results: Qualied QC PASS 01
Inspector:

RoHS FC CE

146×48mm 100g白纸折页

This device complies with part 15 of the FCC Rules. Operation is subject to the following two conditions: (1) This device may not cause harmful interference, and (2) this device must accept any interference received, including interference that may cause undesired operation.

Any Changes or modifications not expressly approved by the party responsible for compliance could void the user's authority to operate the equipment.

Note: This equipment has been tested and found to comply with the limits for a Class B digital device, pursuant to part 15 of the FCC Rules. These limits are designed to provide reasonable protection against harmful interference in a residential installation. This equipment generates uses and can radiate radio frequency energy and, if not installed and used in accordance with the instructions, may cause harmful interference to radio communications. However, there is no guarantee that interference will not occur in a particular installation. If this equipment does cause harmful interference to radio or television reception, which can be determined by turning the equipment off and on, the user is encouraged to try to correct the interference by one or more of the following measures:

-Reorient or relocate the receiving antenna.

-Increase the separation between the equipment and receiver.

-Connect the equipment into an outlet on a circuit different from that to which the receiver is connected.

-Consult the dealer or an experienced radio/TV technician for help.

FCC Radiation Exposure statement

The device has been evaluatec to meel general RF exposure requirement. The device can be used in portable exposure condition without restriction.