Quick Start Guide

INNO FIT BAND

IFB2001

Scan to download the Alter App

Attach

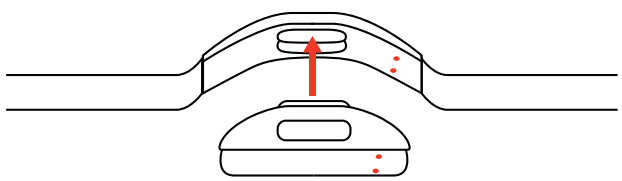

Align the Signal underneath the band's attachment housing, and click into place

Charge



Plug the included charging cable into a USB-C block (not supplied), and attach the other end to the Signal

Pair

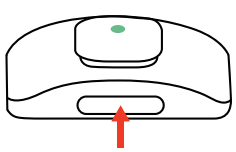

Keeping your Signal plugged in, press & hold side button until green light shines — then follow the instructions in your Alter app

Reset

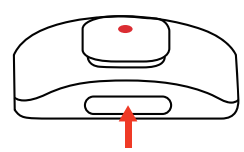

If needed, press & hold side button until red light shines to reset your Signal

Getting Started

Please review the Alter Strap User Manual at alterme.com/signal/manual before using your Alter devices.

Safety and Product Information

Please review the "Safety and Product information" Section in the Alter Signal User Manual for important safety and usage information. The Alter signal module and some band options contain magnets which can be hazardous if swallowed and interfere with the operation of other devices. The device is not a medical device and should not be used to diagnose or treat any medical conditions. Always seek professional medical advice for any health concerns. Keep charging cables unplugged when not in use. As charging cables contain magnets, keep cables away from metal objects. Alter Signal is water resistant up to 1 meter for 30 minutes. Care and caution are required so as the Alter Signal and any other Alter devices you wear do not get caught on fixed structures or heavy objects which can cause injury to yourself and/or damage the devices.

Radio Frequency

Radio frequency exposure information is available online at alterme.com/signal/manual.

Battery and Disposal Information

This device contains a lithium-ion battery which must be disposed of separately from ordinary household waste. For more information on battery recycling, please visit alterme.com/signal/manual.

Warranty

This device is covered by a 12 month Limited Warranty. For full details please visit alterme.com/legal/limited-warranty.

Regulatory Information

Complete regulatory certification information is available in the User Manual online at alterme.com/signal /regulatory.

FCC and ISED Compliance

This device (FCC ID: 2BAJ3-SIGNAL02, IC: 30173 -SIGNAL02) complies with Part 15 of the FCC Rules and ISED Canada license-exempt RSS -standard(s). Operation is subject to the following two conditions: (1) this device may not cause harmful interference, and (2) this device must accept any interference received, including interference that may cause undesired operation.

minutes.

Trademarks and Attributions

© 2025 Alter®. Alter and the Alter logo are trademarks of Fit Wind LLC. The Apple logo is a trademark of Apple Inc., registered in the U.S. and other countries. App Store is a service mark of Apple Inc., registered in the U.S. and other countries. Google Play and the Google Play logo are trademarks of Google LLC. The Bluetooth® word mark and logos are registered trademarks owned by Bluetooth SIG, Inc. and any use of such marks by Alter is under license.

FCC Warning

This device complies with part 15 of the FCC Rules. Operation is subject to the following two conditions:(1) This device may not cause harmful interference, and (2) this device must accept any interference received, including interference that may cause undesired operation.

Any Changes or modifications not expressly approved by the party responsible for compliance could void the user's authority to operate the equipment.
This equipment has been tested and found to comply with the limits for a Class B digital device, pursuant to part 15 of the FCC Rules. These limits are designed to provide reasonable protection against harmful interference in a residential installation. This equipment generates uses and can radiate radio frequency energy and, if not installed and used in accordance with the instructions, may cause harmful interference to radio communications. However, there is no guarantee that interference will not occur in a particular installation. If this equipment does cause harmful interference to radio or television reception, which can be determined by turning the equipment off and on, the user is encouraged to try to correct the interference by one or more of the following measures:-
Reorient or relocate the receiving antenna.

- Increase the separation between the equipment and receiver.
- Connect the equipment into an outlet on a circuit different from that to which the receiver is connected.
- Consult the dealer or an experienced radio/TV technician for help.

The device has been evaluated to meet general RF exposure requirement. The device can be used in portable exposure condition without restriction.

IC Caution:

Radio Standards Specification RSS-Gen, issue 5- English:This device contains licence-exempt transmitter(s)/receiver(s) that comply with Innovation, Science and Economic Development Canada ’ s licence-exempt RSS(s). Operation is subject to the following two conditions:This device may not cause interference. This device must accept any interference, including interference that may cause undesired operation of the device.
RF exposure statement:The device has been evaluated to meet general RF exposure requirement. The device can be used in portable exposure condition without restriction.

- French:Cet appareil contient des émetteurs / récepteurs exemptés de licence conformes aux RSS (RSS) d'Innovation, Sciences et Développement économique Canada. Le fonctionnement est soumis aux deux conditions suivantes:Cet appareil ne doit pas causer d'interférences.Cet appareil doit accepter toutes les interférences, y compris celles susceptibles de provoquer un fonctionnement indésirable de l'appareil.

Déclaration d'exposition RF:L'appareil a été évalué pour répondre aux exigences générales d'exposition aux RF. L'appareil peut être utilisé dans des conditions d'exposition portable sans restriction.