RF TEST REPORT

Applicant :	MUSTARD LONDON
Address:	167-169 Great Portland Street,5th Floor, London, W1W 5PF United Kingdom
Manufacturer:	MUSTARD LONDON
Address:	167-169 Great Portland Street,5th Floor, London, W1W 5PF United Kingdom
EUT Name:	wireless mouse
Trade mark:	Mustard
Model:	M11046B, M11046C, M11046D, M11083, M11093
FCC ID:	2BU37-M11046B
Rating:	Battery 3V
Sample Received Date:	Mar. 19, 2026
Test Date:	Mar. 19, 2026~Jul. 28, 2026
Applicable Standards:	FCC 47, CFR Part 15.249
Test Result	Pass

Prepared by: Jojo Wu

Jojo Wu/Project Engineer

Approved by: Bruce zhang

Bruce Zhang/Technical Manager

HD Testing Technology (GuangDong) Co., Ltd.
Building 1, No.18, Shihuan Road, Dongcheng Subdistrict,
Dongguan, Guangdong, China
Tel: +86-0769-22221088
E-mail: info@hdt-lab.com
Website: www.hdt-lab.com

This report is governed by, and incorporates by reference, the conditions of testing as posted at the date of issuance of this report at http://www.hdt-lab.com/ and is intended for your exclusive use. Any copying or replication of this report to or for any other person or entity, or use of our name or trademark, is permitted only with our prior written permission. This report sets forth our findings solely with respect to the test samples identified herein. The results set forth in this report are not indicative or representative of the quality or characteristics of the lot from which a test sample was taken or any similar or identical product unless specifically and expressly noted. Our report includes all of the tests requested by you and the results thereof based upon the information that you provided to us. Measurement uncertainty is only provided upon request for accredited tests. Statements of conformity are based on simple acceptance criteria without taking measurement uncertainty into account, unless otherwise requested in writing. You have 15 days from date of issuance of this report to notify us of any material error or omission caused by our negligence or if you require measurement uncertainty; provided, however, that such notice shall be in writing and shall specifically address the issue you wish to raise. A failure to raise such issue within the prescribed time shall constitute your unqualified acceptance of the completeness of this report, the tests conducted and the correctness of the report contents.

Revision History

Version	Date of Issue	Description
V00	Jul 29, 2026	Original Version

HD Testing Technology (GuangDong) Co., Ltd.

Building 1, No.18, Shihuan Road, Dongcheng Subdistrict,

Dongguan, Guangdong, China

Tel: +86-0769-22221088

E-mail: info@hdt-lab.com

Website: www.hdt-lab.com

This report is governed by, and incorporates by reference, the conditions of testing as posted at the date of issuance of this report at http://www.hdt-lab.com/ and is intended for your exclusive use. Any copying or replication of this report to or for any other person or entity, or use of our name or trademark, is permitted only with our prior written permission. This report sets forth our findings solely with respect to the test samples identified herein. The results set forth in this report are not indicative or representative of the quality or characteristics of the lot from which a test sample was taken or any similar or identical product unless specifically and expressly noted. Our report includes all of the tests requested by you and the results thereof based upon the information that you provided to us. Measurement uncertainty is only provided upon request for accredited tests. Statements of conformity are based on simple acceptance criteria without taking measurement uncertainty into account, unless otherwise requested in writing. You have 15 days from date of issuance of this report to notify us of any material error or omission caused by our negligence or if you require measurement uncertainty; provided, however, that such notice shall be in writing and shall specifically address the issue you wish to raise. A failure to raise such issue within the prescribed time shall constitute your unqualified acceptance of the completeness of this report, the tests conducted and the correctness of the report contents.

TABLE OF CONTENTS

1. TEST SUMMARY 4
2. TEST SITE 5
2.1. Test Facility 5
2.2. Measurement Uncertainty 5
2.3. Test Environment Condition 5
3. TEST EQUIPMENT LIST 6
4. EUT DESCRIPTION 8
4.1. Description of Test Configuration 9
4.2. Equipment Modifications 9
5. TEST METHODOLOGY 10
5.1. EUT System Operation 10
6. SETUP OF EQUIPMENT UNDER TEST 11
6.1. Description of Support Units 11
6.2. Block Diagram of EUT Configuration 11
6.3. EUT Exercise Software 12
7. TEST RESULTS AND MEASUREMENT DATA 13
7.1. Antenna Requirement 13
7.2. 20dB Bandwidth 14
7.3. Band Edge 16
7.4. Field Strength of Fundamental & Radiated Spurious Emissions 19
7.5. Conducted Emission 26
8. PHOTOGRAPHS OF TEST SET-UP 28
9. PHOTOGRAPHS OF EUT 29

HD Testing Technology (GuangDong) Co., Ltd.

Building 1, No.18, Shihuan Road, Dongcheng Subdistrict,

Dongguan, Guangdong, China

Tel: +86-0769-22221088

E-mail: info@hdt-lab.com

Website: www.hdt-lab.com

This report is governed by, and incorporates by reference, the conditions of testing as posted at the date of issuance of this report at http://www.hdt-lab.com/ and is intended for your exclusive use. Any copying or replication of this report to or for any other person or entity, or use of our name or trademark, is permitted only with our prior written permission. This report sets forth our findings solely with respect to the test samples identified herein. The results set forth in this report are not indicative or representative of the quality or characteristics of the lot from which a test sample was taken or any similar or identical product unless specifically and expressly noted. Our report includes all of the tests requested by you and the results thereof based upon the information that you provided to us. Measurement uncertainty is only provided upon request for accredited tests. Statements of conformity are based on simple acceptance criteria without taking measurement uncertainty into account, unless otherwise requested in writing. You have 15 days from date of issuance of this report to notify us of any material error or omission caused by our negligence or if you require measurement uncertainty; provided, however, that such notice shall be in writing and shall specifically address the issue you wish to raise. A failure to raise such issue within the prescribed time shall constitute your unqualified acceptance of the completeness of this report, the tests conducted and the correctness of the report contents.

1. TEST SUMMARY

FCC Part 15C	Description of Test	Result
15.203	Antenna Requirement	Pass
15.215	20dB Bandwidth	Pass
15.249&15.209	Band Edge	Pass
15.249& 15.209	Field Strength of Fundamental &Radiated Spurious Emissions	Pass
15.207	Conducted Emission on AC Mains	N/A

Note:“N/A” denotes test is not applicable in this Test Report

HD Testing Technology (GuangDong) Co., Ltd.

Building 1, No.18, Shihuan Road, Dongcheng Subdistrict,

Dongguan, Guangdong, China

Tel: +86-0769-22221088

E-mail: info@hdt-lab.com

Website: www.hdt-lab.com

This report is governed by, and incorporates by reference, the conditions of testing as posted at the date of issuance of this report at http://www.hdt-lab.com/ and is intended for your exclusive use. Any copying or replication of this report to or for any other person or entity, or use of our name or trademark, is permitted only with our prior written permission. This report sets forth our findings solely with respect to the test samples identified herein. The results set forth in this report are not indicative or representative of the quality or characteristics of the lot from which a test sample was taken or any similar or identical product unless specifically and expressly noted. Our report includes all of the tests requested by you and the results thereof based upon the information that you provided to us. Measurement uncertainty is only provided upon request for accredited tests. Statements of conformity are based on simple acceptance criteria without taking measurement uncertainty into account, unless otherwise requested in writing. You have 15 days from date of issuance of this report to notify us of any material error or omission caused by our negligence or if you require measurement uncertainty; provided, however, that such notice shall be in writing and shall specifically address the issue you wish to raise. A failure to raise such issue within the prescribed time shall constitute your unqualified acceptance of the completeness of this report, the tests conducted and the correctness of the report contents.

2. TEST SITE

2.1. Test Facility

HD Testing Technology (GuangDong) Co., Ltd.

Address: Building 1, No.18, Shihuan Road, Dongcheng Subdistrict, Dongguan, Guangdong, China

A2LA Certificate Number.:7547.01

FCC Designation Number:CN1419

FCC Test Firm Registration Number:361541

2.2. Measurement Uncertainty

Parameter	Uncertainty
Conducted Emission(150KHz-30MHz)	±3.2dB
Radiated Emission(9kHz-30MHz)	±3.5dB
Radiated Emission(30MHz-1GHz)	±4.7dB
Radiated Emission (1GHz-6GHz)	±5.1dB
Radiated Emission (6GHz-18GHz)	±5.1dB
Radiated Emission (18Hz-40GHz)	±5.3dB
Bandwidth	±70Hz

Note 1: This uncertainty represents an expanded uncertainty expressed at approximately the 95% confidence level using a coverage factor of k=2.

2.3. Test Environment Condition

Ambient Temperature:	24~25°C
Ambient Relative Humidity:	55~60 %

This report is governed by, and incorporates by reference, the conditions of testing as posted at the date of issuance of this report at http://www.hdt-lab.com/ and is intended for your exclusive use. Any copying or replication of this report to or for any other person or entity, or use of our name or trademark, is permitted only with our prior written permission. This report sets forth our findings solely with respect to the test samples identified herein. The results set forth in this report are not indicative or representative of the quality or characteristics of the lot from which a test sample was taken or any similar or identical product unless specifically and expressly noted. Our report includes all of the tests requested by you and the results thereof based upon the information that you provided to us. Measurement uncertainty is only provided upon request for accredited tests. Statements of conformity are based on simple acceptance criteria without taking measurement uncertainty into account, unless otherwise requested in writing. You have 15 days from date of issuance of this report to notify us of any material error or omission caused by our negligence or if you require measurement uncertainty; provided, however, that such notice shall be in writing and shall specifically address the issue you wish to raise. A failure to raise such issue within the prescribed time shall constitute your unqualified acceptance of the completeness of this report, the tests conducted and the correctness of the report contents.

3. TEST EQUIPMENT LIST

Equipment	Manufacturer	Model	Equipment No.	Cal. Date	Cal. Interval
EMI Test Receiver	Rohde&Schwarz	ESCI7	HDT-EM-005	Mar. 02,2026	1 Year
Logarithmic Periodic Broadband Antenna	SCHWARZBECK	VULB9168	HDT-EM-009	Mar. 06,2025	3 Year
Preamplifier	HP	8447F	HDT-EM-010	Mar. 02,2026	1 Year
Horn Antenna	SCHWARZBECK	BBHA 9120D	HDT-EM-039	Mar. 06,2025	3 Year
Loop Antenna	Da Ze	ZN30900C	HDT-EM-053	May 16,2025	3 Year
Preamplifier	/	1-18-53G22	HDT-EM-040	Mar. 02,2026	1 Year
Anechoic Chamber	Taihe Mao Rui Electronic Equipment Co., Ltd.	9m*6m*6m	HDT-EM-030	Oct. 12,2024	5 Year
Signal Analyzer	Keysight	N9020A	HDT-EM-038	Mar. 02,2026	1 Year
Spectrum Analyzer	Rohde&Schwarz	FSV-40N	HDT-EM-069	Mar. 02,2026	1 Year
18-40GHz Antenna	COM-MW	ZLB7-18-40G-777	HDT-EM-076	May 18,2026	1 Year
18-40GHz Preamplifier	QUANJUDA	LNA-18004000-50G35	HDT-EM-077	May 16,2026	1 Year
Filter	WCS Technology	ZBSF6-C2400-2483.5-294	HDT-EM-070	May 16,2026	1 Year

HD Testing Technology (GuangDong) Co., Ltd.
Building 1, No.18, Shihuan Road, Dongcheng Subdistrict,
Dongguan, Guangdong, China
Tel: +86-0769-22221088
E-mail: info@hdt-lab.com
Website: www.hdt-lab.com

This report is governed by, and incorporates by reference, the conditions of testing as posted at the date of issuance of this report at http://www.hdt-lab.com/ and is intended for your exclusive use. Any copying or replication of this report to or for any other person or entity, or use of our name or trademark, is permitted only with our prior written permission. This report sets forth our findings solely with respect to the test samples identified herein. The results set forth in this report are not indicative or representative of the quality or characteristics of the lot from which a test sample was taken or any similar or identical product unless specifically and expressly noted. Our report includes all of the tests requested by you and the results thereof based upon the information that you provided to us. Measurement uncertainty is only provided upon request for accredited tests. Statements of conformity are based on simple acceptance criteria without taking measurement uncertainty into account, unless otherwise requested in writing. You have 15 days from date of issuance of this report to notify us of any material error or omission caused by our negligence or if you require measurement uncertainty; provided, however, that such notice shall be in writing and shall specifically address the issue you wish to raise. A failure to raise such issue within the prescribed time shall constitute your unqualified acceptance of the completeness of this report, the tests conducted and the correctness of the report contents.

RF Cable	Rosenberger	/	HDT-EM-078	May 17,2025	3 Year
RF Cable	COM-MW	DCA9-2.92M800 02.92M3.6-1304	HDT-EM-079	May 17,2025	3 Year
EMI Test Software	Tonscend	JS32-CE	Version 5.0.0		
EMI Test Software	Tonscend	JS32-RE	Version 5.0.0		

Note:The attenuator is integrated into the Power Switch Box and taken into consideration during testing.

HD Testing Technology (GuangDong) Co., Ltd.

Building 1, No.18, Shihuan Road, Dongcheng Subdistrict,

Dongguan, Guangdong, China

Tel: +86-0769-22221088

E-mail: info@hdt-lab.com

Website: www.hdt-lab.com

This report is governed by, and incorporates by reference, the conditions of testing as posted at the date of issuance of this report at http://www.hdt-lab.com/ and is intended for your exclusive use. Any copying or replication of this report to or for any other person or entity, or use of our name or trademark, is permitted only with our prior written permission. This report sets forth our findings solely with respect to the test samples identified herein. The results set forth in this report are not indicative or representative of the quality or characteristics of the lot from which a test sample was taken or any similar or identical product unless specifically and expressly noted. Our report includes all of the tests requested by you and the results thereof based upon the information that you provided to us. Measurement uncertainty is only provided upon request for accredited tests. Statements of conformity are based on simple acceptance criteria without taking measurement uncertainty into account, unless otherwise requested in writing. You have 15 days from date of issuance of this report to notify us of any material error or omission caused by our negligence or if you require measurement uncertainty; provided, however, that such notice shall be in writing and shall specifically address the issue you wish to raise. A failure to raise such issue within the prescribed time shall constitute your unqualified acceptance of the completeness of this report, the tests conducted and the correctness of the report contents.

4. EUT DESCRIPTION

Product	wireless mouse
Test Model	M11046B
Additional Model	M11046C, M11046D, M11083, M11093
Rating	Battery 3V
FCC ID	2BU37-M11046B
Antenna Type	PCB Antenna
Antenna Gain	-4.62dBi
Operation Frequency	2402-2480MHz
Number of Channels:	3
Channel Space	/
Modulation Type	GFSK
Hardware Version:	VER1.0
Software Version:	VER1.0

Note:
1) For a more detailed features description, please refer to the manufacturer's specifications or the User's Manual.
2) Antenna gain was provided by the applicant/ manufacturer, and the applicant/ manufacturer is responsible for its validity.
3) The product model M11046B is the same PCB layout, electronic schematic and Antenna with M11046C, M11046D, M11083, M11093
4) The test results in the report only apply to the tested sample.

This report is governed by, and incorporates by reference, the conditions of testing as posted at the date of issuance of this report at http://www.hdt-lab.com/ and is intended for your exclusive use. Any copying or replication of this report to or for any other person or entity, or use of our name or trademark, is permitted only with our prior written permission. This report sets forth our findings solely with respect to the test samples identified herein. The results set forth in this report are not indicative or representative of the quality or characteristics of the lot from which a test sample was taken or any similar or identical product unless specifically and expressly noted. Our report includes all of the tests requested by you and the results thereof based upon the information that you provided to us. Measurement uncertainty is only provided upon request for accredited tests. Statements of conformity are based on simple acceptance criteria without taking measurement uncertainty into account, unless otherwise requested in writing. You have 15 days from date of issuance of this report to notify us of any material error or omission caused by our negligence or if you require measurement uncertainty; provided, however, that such notice shall be in writing and shall specifically address the issue you wish to raise. A failure to raise such issue within the prescribed time shall constitute your unqualified acceptance of the completeness of this report, the tests conducted and the correctness of the report contents.

4.1. Description of Test Configuration

Channel List :

Channel No.	Frequency (MHz)
1	2402
2	2440
3	2480

4.2. Equipment Modifications

Any modifications installed previous to testing by Shenzhen Xiaobi Technology Co., Ltd. will be incorporated in each production model sold / leased in the United States.
No modifications were installed by HDT Testing Technology Co., Ltd.

This report is governed by, and incorporates by reference, the conditions of testing as posted at the date of issuance of this report at http://www.hdt-lab.com/ and is intended for your exclusive use. Any copying or replication of this report to or for any other person or entity, or use of our name or trademark, is permitted only with our prior written permission. This report sets forth our findings solely with respect to the test samples identified herein. The results set forth in this report are not indicative or representative of the quality or characteristics of the lot from which a test sample was taken or any similar or identical product unless specifically and expressly noted. Our report includes all of the tests requested by you and the results thereof based upon the information that you provided to us. Measurement uncertainty is only provided upon request for accredited tests. Statements of conformity are based on simple acceptance criteria without taking measurement uncertainty into account, unless otherwise requested in writing. You have 15 days from date of issuance of this report to notify us of any material error or omission caused by our negligence or if you require measurement uncertainty; provided, however, that such notice shall be in writing and shall specifically address the issue you wish to raise. A failure to raise such issue within the prescribed time shall constitute your unqualified acceptance of the completeness of this report, the tests conducted and the correctness of the report contents.

5. TEST METHODOLOGY

Both AC mains line-conducted and radiated emission measurements were performed according to the procedures in ANSI C63.10-2020+Cor.1-2023.

5.1. EUT System Operation

For emissions testing, the equipment under test (EUT) setup to transmit continuously to simplify the measurement methodology. Care was taken to ensure proper power supply voltages during testing. During testing, all cables were manipulated to produce worst case emissions. The EUT was powered DC 3V battery during the test.

HD Testing Technology (GuangDong) Co., Ltd.

Building 1, No.18, Shihuan Road, Dongcheng Subdistrict,

Dongguan, Guangdong, China

Tel: +86-0769-22221088

E-mail: info@hdt-lab.com

Website: www.hdt-lab.com

This report is governed by, and incorporates by reference, the conditions of testing as posted at the date of issuance of this report at http://www.hdt-lab.com/ and is intended for your exclusive use. Any copying or replication of this report to or for any other person or entity, or use of our name or trademark, is permitted only with our prior written permission. This report sets forth our findings solely with respect to the test samples identified herein. The results set forth in this report are not indicative or representative of the quality or characteristics of the lot from which a test sample was taken or any similar or identical product unless specifically and expressly noted. Our report includes all of the tests requested by you and the results thereof based upon the information that you provided to us. Measurement uncertainty is only provided upon request for accredited tests. Statements of conformity are based on simple acceptance criteria without taking measurement uncertainty into account, unless otherwise requested in writing. You have 15 days from date of issuance of this report to notify us of any material error or omission caused by our negligence or if you require measurement uncertainty; provided, however, that such notice shall be in writing and shall specifically address the issue you wish to raise. A failure to raise such issue within the prescribed time shall constitute your unqualified acceptance of the completeness of this report, the tests conducted and the correctness of the report contents.

6. SETUP OF EQUIPMENT UNDER TEST

6.1. Description of Support Units

The EUT has been tested as an independent unit together with other necessary accessories or support units. The following support units or accessories were used to form a representative test configuration during the tests.

Support Equipment

No.	Equipment	Model	Serial No.	Manufacturer
1	Notebook	Lenovo Rescuer 15ISK	PF0GS9S1	Lenovo
2	USB serial port board	DreamLnk DL-USB-DK	/	LCSC
3	/	/	/	/

Support Cable

No.	Description	Shield	Length	Manufacturer
1	/	/	/	/
2	/	/	/	/

Note:
1) All the equipment/cables were placed in the worst-case configuration to maximize the emission during the test.
2) Grounding was established in accordance with the manufacturer's requirements and conditions for the intended use.

6.2. Block Diagram of EUT Configuration

Conducted and radiated emission configuration

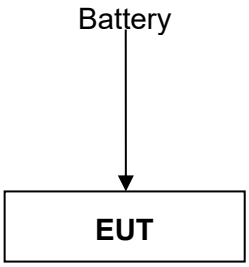

RF Conducted configuration



This report is governed by, and incorporates by reference, the conditions of testing as posted at the date of issuance of this report at http://www.hdt-lab.com/ and is intended for your exclusive use. Any copying or replication of this report to or for any other person or entity, or use of our name or trademark, is permitted only with our prior written permission. This report sets forth our findings solely with respect to the test samples identified herein. The results set forth in this report are not indicative or representative of the quality or characteristics of the lot from which a test sample was taken or any similar or identical product unless specifically and expressly noted. Our report includes all of the tests requested by you and the results thereof based upon the information that you provided to us. Measurement uncertainty is only provided upon request for accredited tests. Statements of conformity are based on simple acceptance criteria without taking measurement uncertainty into account, unless otherwise requested in writing. You have 15 days from date of issuance of this report to notify us of any material error or omission caused by our negligence or if you require measurement uncertainty; provided, however, that such notice shall be in writing and shall specifically address the issue you wish to raise. A failure to raise such issue within the prescribed time shall constitute your unqualified acceptance of the completeness of this report, the tests conducted and the correctness of the report contents.

6.3. EUT Exercise Software

Test software:Send control commands by serial port tool(SSCOM)

Mode	Frequency	Power setting
GFSK	2402	Default
GFSK	2440	Default
GFSK	2480	Default

HD Testing Technology (GuangDong) Co., Ltd.

Building 1, No.18, Shihuan Road, Dongcheng Subdistrict,

Dongguan, Guangdong, China

Tel: +86-0769-22221088

E-mail: info@hdt-lab.com

Website: www.hdt-lab.com

This report is governed by, and incorporates by reference, the conditions of testing as posted at the date of issuance of this report at http://www.hdt-lab.com/ and is intended for your exclusive use. Any copying or replication of this report to or for any other person or entity, or use of our name or trademark, is permitted only with our prior written permission. This report sets forth our findings solely with respect to the test samples identified herein. The results set forth in this report are not indicative or representative of the quality or characteristics of the lot from which a test sample was taken or any similar or identical product unless specifically and expressly noted. Our report includes all of the tests requested by you and the results thereof based upon the information that you provided to us. Measurement uncertainty is only provided upon request for accredited tests. Statements of conformity are based on simple acceptance criteria without taking measurement uncertainty into account, unless otherwise requested in writing. You have 15 days from date of issuance of this report to notify us of any material error or omission caused by our negligence or if you require measurement uncertainty; provided, however, that such notice shall be in writing and shall specifically address the issue you wish to raise. A failure to raise such issue within the prescribed time shall constitute your unqualified acceptance of the completeness of this report, the tests conducted and the correctness of the report contents.

7. TEST RESULTS AND MEASUREMENT DATA

7.1. Antenna Requirement

Test Requirement:	FCC Part Part 15.203 An intentional radiator shall be designed to ensure that no antenna other than that furnished by the responsible party shall be used with the device. The use of a permanently attached antenna or of an antenna that uses a unique coupling to the intentional radiator shall be considered sufficient to comply with the provisions of this section.
Test Result:	According to the manufacturer declared, the EUT has a PCB antenna, the directional gain of antenna is -4.62 dBi, and the antenna connector is designed with permanent attachment and no consideration of replacement. Therefore the EUT is considered sufficient to comply with the provision. Refer to EUT Photo for further details.

HD Testing Technology (GuangDong) Co., Ltd.
Building 1, No.18, Shihuan Road, Dongcheng Subdistrict,
Dongguan, Guangdong, China
Tel: +86-0769-22221088
E-mail: info@hdt-lab.com
Website: www.hdt-lab.com

This report is governed by, and incorporates by reference, the conditions of testing as posted at the date of issuance of this report at http://www.hdt-lab.com/ and is intended for your exclusive use. Any copying or replication of this report to or for any other person or entity, or use of our name or trademark, is permitted only with our prior written permission. This report sets forth our findings solely with respect to the test samples identified herein. The results set forth in this report are not indicative or representative of the quality or characteristics of the lot from which a test sample was taken or any similar or identical product unless specifically and expressly noted. Our report includes all of the tests requested by you and the results thereof based upon the information that you provided to us. Measurement uncertainty is only provided upon request for accredited tests. Statements of conformity are based on simple acceptance criteria without taking measurement uncertainty into account, unless otherwise requested in writing. You have 15 days from date of issuance of this report to notify us of any material error or omission caused by our negligence or if you require measurement uncertainty; provided, however, that such notice shall be in writing and shall specifically address the issue you wish to raise. A failure to raise such issue within the prescribed time shall constitute your unqualified acceptance of the completeness of this report, the tests conducted and the correctness of the report contents.

7.2. 20dB Bandwidth

Test Requirement:	FCC Part15.215
Test Mode:	Transmitting mode with modulation
Limit:	No limit Requirement
Test Procedure:	a. Set resolution bandwidth (RBW)=1-5%OBW. b. Set the video bandwidth (VBW)≥3 x RBW. c. Detector = Peak. d. Trace mode = max hold. e. Sweep= auto couple. f. Allow the trace to stabilize. g. Measure the maximum width of the emission that is constrained by the frequencies associated with the two outermost amplitude points (upper and lower) that are attenuated by 20 dB relative to the maximum level measured in the fundamental emission.
Test Result:	Pass

7.2.1. Test Setup

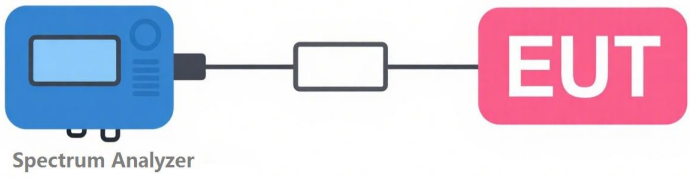

7.2.2. Test Result

Modulation	Center Frequency (MHz)	20 dB Bandwidth (MHz)
GFSK	2402	1.159
GFSK	2440	1.168
GFSK	2480	1.160

HD Testing Technology (GuangDong) Co., Ltd.
Building 1, No.18, Shihuan Road, Dongcheng Subdistrict,
Dongguan, Guangdong, China
Tel: +86-0769-22221088
E-mail: info@hdt-lab.com
Website: www.hdt-lab.com

This report is governed by, and incorporates by reference, the conditions of testing as posted at the date of issuance of this report at http://www.hdt-lab.com/ and is intended for your exclusive use. Any copying or replication of this report to or for any other person or entity, or use of our name or trademark, is permitted only with our prior written permission. This report sets forth our findings solely with respect to the test samples identified herein. The results set forth in this report are not indicative or representative of the quality or characteristics of the lot from which a test sample was taken or any similar or identical product unless specifically and expressly noted. Our report includes all of the tests requested by you and the results thereof based upon the information that you provided to us. Measurement uncertainty is only provided upon request for accredited tests. Statements of conformity are based on simple acceptance criteria without taking measurement uncertainty into account, unless otherwise requested in writing. You have 15 days from date of issuance of this report to notify us of any material error or omission caused by our negligence or if you require measurement uncertainty; provided, however, that such notice shall be in writing and shall specifically address the issue you wish to raise. A failure to raise such issue within the prescribed time shall constitute your unqualified acceptance of the completeness of this report, the tests conducted and the correctness of the report contents.

Test Graphs

GFSK_Frequency_2402MHz

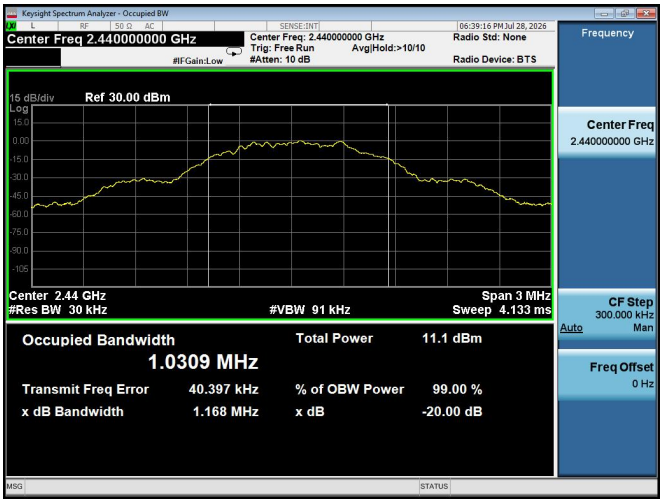

GFSK_Frequency_2440MHz

GFSK_Frequency_2480MHz

HD Testing Technology (GuangDong) Co., Ltd.

Building 1, No.18, Shihuan Road, Dongcheng Subdistrict,

Dongguan, Guangdong, China

Tel: +86-0769-22221088

E-mail: info@hdt-lab.com

Website: www.hdt-lab.com

This report is governed by, and incorporates by reference, the conditions of testing as posted at the date of issuance of this report at http://www.hdt-lab.com/ and is intended for your exclusive use. Any copying or replication of this report to or for any other person or entity, or use of our name or trademark, is permitted only with our prior written permission. This report sets forth our findings solely with respect to the test samples identified herein. The results set forth in this report are not indicative or representative of the quality or characteristics of the lot from which a test sample was taken or any similar or identical product unless specifically and expressly noted. Our report includes all of the tests requested by you and the results thereof based upon the information that you provided to us. Measurement uncertainty is only provided upon request for accredited tests. Statements of conformity are based on simple acceptance criteria without taking measurement uncertainty into account, unless otherwise requested in writing. You have 15 days from date of issuance of this report to notify us of any material error or omission caused by our negligence or if you require measurement uncertainty; provided, however, that such notice shall be in writing and shall specifically address the issue you wish to raise. A failure to raise such issue within the prescribed time shall constitute your unqualified acceptance of the completeness of this report, the tests conducted and the correctness of the report contents.

7.3. Band Edge

Test Requirement:	FCC Part 15.249 ,15.209,15.205
Test Mode:	Transmitting mode with modulation
Limit:	

Frequency Range(MHz)	Field Strength Limit (microvolts/meter)	Measurement Distance(meters)
0.009~0.490	2400/F(kHz)	300
0.490~1.705	24000/F(kHz)	30
1.705~30.0	30	30
30-88	100	3
88-216	150	3
216-960	200	3
Above 960	500	3

Test Procedure:

According to 15.249 (d)Emissions radiated outside of the specified frequency bands, except for harmonics, shall be attenuated by at least 50 dB below the level of the fundamental or to the general radiated emission limits in 15.209, whichever is the lesser attenuation through rotation.

1. The EUT was placed on a turntable with 1.5 meter for frequency above 1GHz respectively above ground.
2. The EUT was set 3 meters from the interference receiving antenna, which was mounted on the top of a variable height antenna tower.
3. For each suspected emission, the EUT was arranged to its worst case and then tune the Antenna tower (from 1 m to 4 m) and turntable (from 0 degree to 360 degrees) to find the maximum reading. A pre-amp and a high pass filter are used for the test in order to get better signal level to comply with the guidelines.

Set to the maximum power setting and enable the EUT transmit continuously.

Note:Both horizontal and vertical antenna polarities were tested and performed pretest to three orthogonal axis(X, Y, Z,). The worst case emissions were reported

This report is governed by, and incorporates by reference, the conditions of testing as posted at the date of issuance of this report at http://www.hdt-lab.com/ and is intended for your exclusive use. Any copying or replication of this report to or for any other person or entity, or use of our name or trademark, is permitted only with our prior written permission. This report sets forth our findings solely with respect to the test samples identified herein. The results set forth in this report are not indicative or representative of the quality or characteristics of the lot from which a test sample was taken or any similar or identical product unless specifically and expressly noted. Our report includes all of the tests requested by you and the results thereof based upon the information that you provided to us. Measurement uncertainty is only provided upon request for accredited tests. Statements of conformity are based on simple acceptance criteria without taking measurement uncertainty into account, unless otherwise requested in writing. You have 15 days from date of issuance of this report to notify us of any material error or omission caused by our negligence or if you require measurement uncertainty; provided, however, that such notice shall be in writing and shall specifically address the issue you wish to raise. A failure to raise such issue within the prescribed time shall constitute your unqualified acceptance of the completeness of this report, the tests conducted and the correctness of the report contents.

Test Result:	Pass

7.3.1. Test Setup:

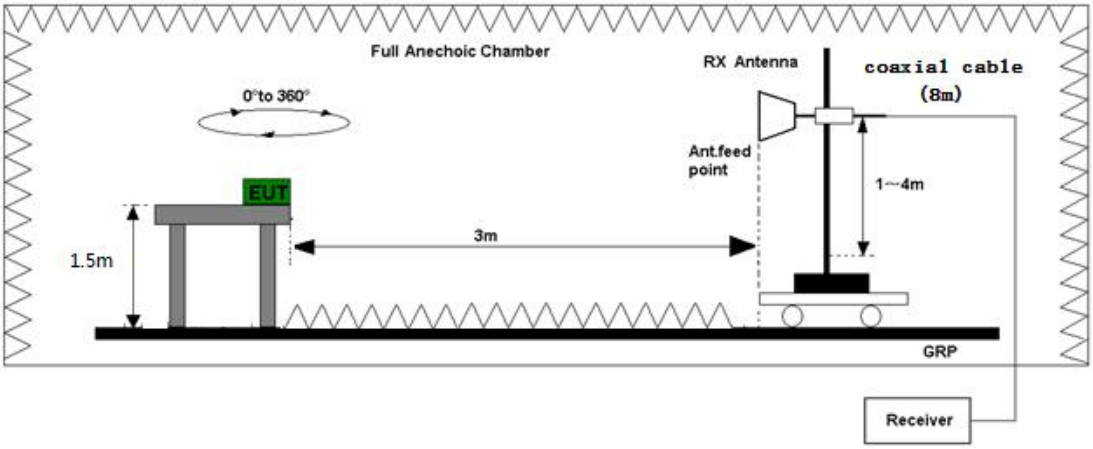

Test set-up of radiated disturbance (Above 1GHz)

7.3.2. Test Result

Test Voltage	DC 3.7V

HD Testing Technology (GuangDong) Co., Ltd.

Building 1, No.18, Shihuan Road, Dongcheng Subdistrict,

Dongguan, Guangdong, China

Tel: +86-0769-22221088

E-mail: info@hdt-lab.com

Website: www.hdt-lab.com

This report is governed by, and incorporates by reference, the conditions of testing as posted at the date of issuance of this report at http://www.hdt-lab.com/ and is intended for your exclusive use. Any copying or replication of this report to or for any other person or entity, or use of our name or trademark, is permitted only with our prior written permission. This report sets forth our findings solely with respect to the test samples identified herein. The results set forth in this report are not indicative or representative of the quality or characteristics of the lot from which a test sample was taken or any similar or identical product unless specifically and expressly noted. Our report includes all of the tests requested by you and the results thereof based upon the information that you provided to us. Measurement uncertainty is only provided upon request for accredited tests. Statements of conformity are based on simple acceptance criteria without taking measurement uncertainty into account, unless otherwise requested in writing. You have 15 days from date of issuance of this report to notify us of any material error or omission caused by our negligence or if you require measurement uncertainty; provided, however, that such notice shall be in writing and shall specifically address the issue you wish to raise. A failure to raise such issue within the prescribed time shall constitute your unqualified acceptance of the completeness of this report, the tests conducted and the correctness of the report contents.

Worst-case

GFSK-2402MHz:

Suspected Data List											
NO.	Frequency [MHz]	Reading [dBμV]	Level [dBμV/m]	Factor [dB/m]	Limit [dBμV/m]	Margin [dB]	Height [cm]	Angle [°]	Det	Pol	Verdict
1	2399.10	64.33	40.89	-23.44	74	33.11	150	102	PK	Hor	PASS
1	2399.32	53.96	30.52	-23.44	54	23.48	150	18	AV	Hor	PASS

Suspected Data List											
NO.	Frequency [MHz]	Reading [dBμV]	Level [dBμV/m]	Factor [dB/m]	Limit [dBμV/m]	Margin [dB]	Height [cm]	Angle [°]	Det	Pol	Verdict
1	2399.29	64.25	40.8	-23.45	74	33.2	150	154	PK	Ver	PASS
1	2399.33	54.56	31.11	-23.45	54	22.89	150	122	AV	Ver	PASS

GFSK-2480MHz:

Suspected Data List											
NO.	Frequency [MHz]	Reading [dBμV]	Level [dBμV/m]	Factor [dB/m]	Limit [dBμV/m]	Margin [dB]	Height [cm]	Angle [°]	Det	Pol	Verdict
1	2483.79	64.41	40.97	-23.44	74	33.03	150	236	PK	Hor	PASS
1	2483.86	54.37	30.93	-23.44	54	23.07	150	24	AV	Hor	PASS

Suspected Data List											
NO.	Frequency [MHz]	Reading [dBμV]	Level [dBμV/m]	Factor [dB/m]	Limit [dBμV/m]	Margin [dB]	Height [cm]	Angle [°]	Det	Pol	Verdict
1	2483.69	63.39	39.94	-23.45	74	34.06	150	100	PK	Ver	PASS
1	2483.89	53.25	29.8	-23.45	54	24.2	150	290	AV	Ver	PASS

Note:(1)Emission Level=Reading-Factor

(2)Factor=Antenna Factor+ Cable Loss - Amplifier Factor

(3)Margin=limit-Level

HD Testing Technology (GuangDong) Co., Ltd.

Building 1, No.18, Shihuan Road, Dongcheng Subdistrict,

Dongguan, Guangdong, China

Tel: +86-0769-22221088

E-mail: info@hdt-lab.com

Website: www.hdt-lab.com

This report is governed by, and incorporates by reference, the conditions of testing as posted at the date of issuance of this report at http://www.hdt-lab.com/ and is intended for your exclusive use. Any copying or replication of this report to or for any other person or entity, or use of our name or trademark, is permitted only with our prior written permission. This report sets forth our findings solely with respect to the test samples identified herein. The results set forth in this report are not indicative or representative of the quality or characteristics of the lot from which a test sample was taken or any similar or identical product unless specifically and expressly noted. Our report includes all of the tests requested by you and the results thereof based upon the information that you provided to us. Measurement uncertainty is only provided upon request for accredited tests. Statements of conformity are based on simple acceptance criteria without taking measurement uncertainty into account, unless otherwise requested in writing. You have 15 days from date of issuance of this report to notify us of any material error or omission caused by our negligence or if you require measurement uncertainty; provided, however, that such notice shall be in writing and shall specifically address the issue you wish to raise. A failure to raise such issue within the prescribed time shall constitute your unqualified acceptance of the completeness of this report, the tests conducted and the correctness of the report contents.

7.4. Field Strength of Fundamental & Radiated Spurious Emissions

Test Requirement:	FCC Part 15.249 ,15.209
Test Mode:	Transmitting mode with modulation
Limit:	

Frequency Range(MHz)	Field Strength Limit (microvolts/meter)	Measurement Distance(meters)
0.009~0.490	2400/F(kHz)	300
0.490~1.705	24000/F(kHz)	30
1.705~30.0	30	30
30-88	100	3
88-216	150	3
216-960	200	3
Above 960	500	3

The field strength of emissions from intentional radiators operated within these frequency bands shall comply with the following:

Fundamental Frequency Range(MHz)	Field Strength of fundamental (microvolts/meter)	Field strength of harmonics (microvolts/meter)
902~928	50	500
2400~2483.5	50	500
5725~5875	50	500
24.0-24.25	250	2500

Test Procedure:

1. The EUT was placed on a turntable with 0.8 meter for frequency below1GHz and 1.5 meter for frequency above 1GHz respectively above ground.
2. The EUT was set 3 meters from the interference receiving antenna, which was mounted on the top of a variable height antenna tower.

For each suspected emission, the EUT was arranged to its worst case

This report is governed by, and incorporates by reference, the conditions of testing as posted at the date of issuance of this report at http://www.hdt-lab.com/ and is intended for your exclusive use. Any copying or replication of this report to or for any other person or entity, or use of our name or trademark, is permitted only with our prior written permission. This report sets forth our findings solely with respect to the test samples identified herein. The results set forth in this report are not indicative or representative of the quality or characteristics of the lot from which a test sample was taken or any similar or identical product unless specifically and expressly noted. Our report includes all of the tests requested by you and the results thereof based upon the information that you provided to us. Measurement uncertainty is only provided upon request for accredited tests. Statements of conformity are based on simple acceptance criteria without taking measurement uncertainty into account, unless otherwise requested in writing. You have 15 days from date of issuance of this report to notify us of any material error or omission caused by our negligence or if you require measurement uncertainty; provided, however, that such notice shall be in writing and shall specifically address the issue you wish to raise. A failure to raise such issue within the prescribed time shall constitute your unqualified acceptance of the completeness of this report, the tests conducted and the correctness of the report contents.

	and then tune the Antenna tower (from 1 m to 4 m) and turntable (from 0 degree to 360 degrees) to find the maximum reading. A pre-amp and a 3. high pass filter are used for the test in order to get better signal level to comply with the guidelines. Set to the maximum power setting and enable the EUT transmit continuously. Note:Both horizontal and vertical antenna polarities were tested and performed pretest to three orthogonal axis(X, Y, Z,). The worst case emissions were reported
Test Result:	Pass

7.4.1. Test Setup:

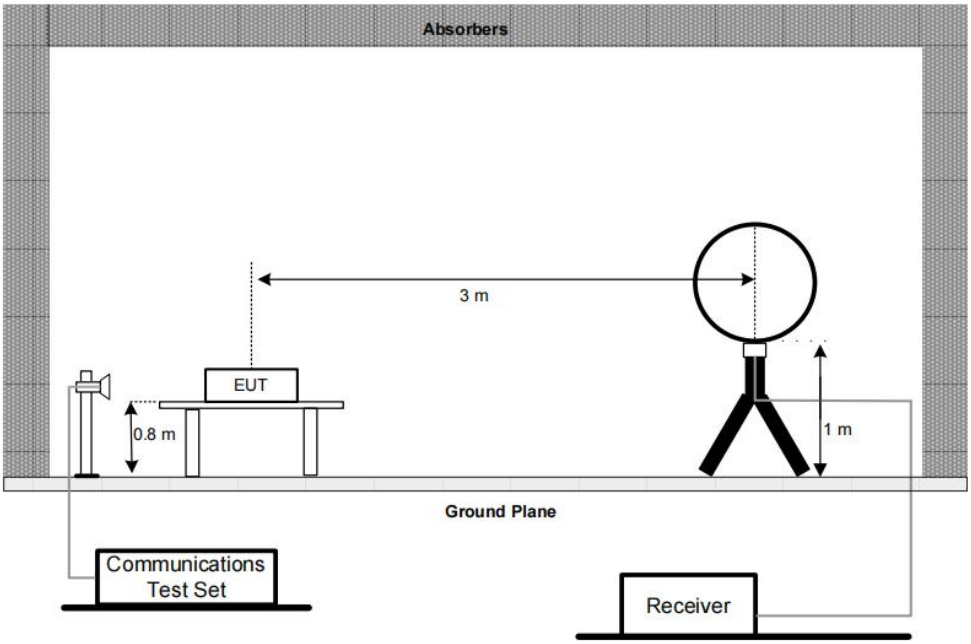

Test set-up of radiated disturbance (Up to 30MHz)

This report is governed by, and incorporates by reference, the conditions of testing as posted at the date of issuance of this report at http://www.hdt-lab.com/ and is intended for your exclusive use. Any copying or replication of this report to or for any other person or entity, or use of our name or trademark, is permitted only with our prior written permission. This report sets forth our findings solely with respect to the test samples identified herein. The results set forth in this report are not indicative or representative of the quality or characteristics of the lot from which a test sample was taken or any similar or identical product unless specifically and expressly noted. Our report includes all of the tests requested by you and the results thereof based upon the information that you provided to us. Measurement uncertainty is only provided upon request for accredited tests. Statements of conformity are based on simple acceptance criteria without taking measurement uncertainty into account, unless otherwise requested in writing. You have 15 days from date of issuance of this report to notify us of any material error or omission caused by our negligence or if you require measurement uncertainty; provided, however, that such notice shall be in writing and shall specifically address the issue you wish to raise. A failure to raise such issue within the prescribed time shall constitute your unqualified acceptance of the completeness of this report, the tests conducted and the correctness of the report contents.

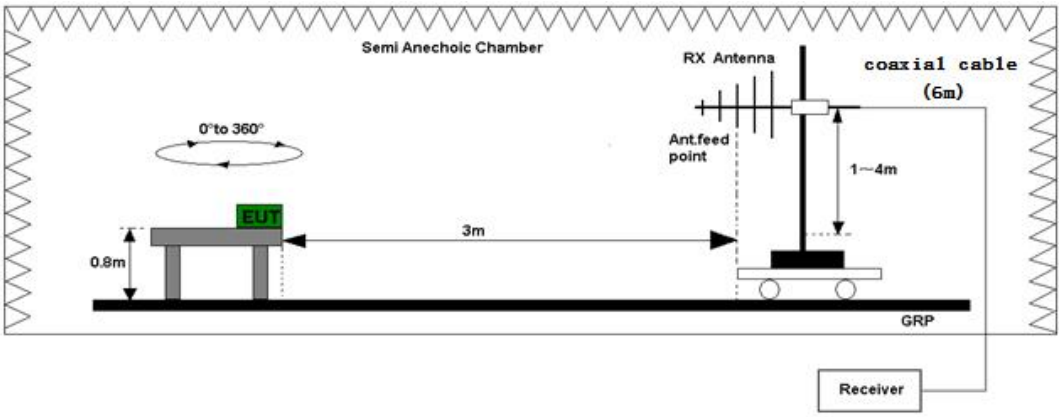

Test set-up of radiated disturbance (30MHz to 1GHz)

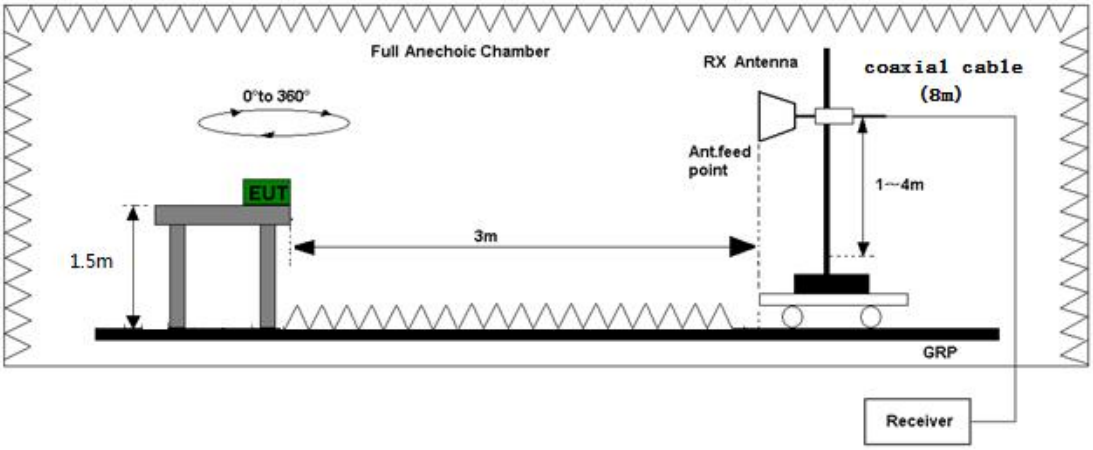

Test set-up of radiated disturbance (Above 1GHz)

7.4.2. Test Result

Test Voltage	DC 3.7V

Note:

1.The low frequency, which started from 9 kHz to 30MHz, was pre-scanned and the result which was 20dB lower than the limit line was not reported.

HD Testing Technology (GuangDong) Co., Ltd.

Building 1, No.18, Shihuan Road, Dongcheng Subdistrict,

Dongguan, Guangdong, China

Tel: +86-0769-22221088

E-mail: info@hdt-lab.com

Website: www.hdt-lab.com

This report is governed by, and incorporates by reference, the conditions of testing as posted at the date of issuance of this report at http://www.hdt-lab.com/ and is intended for your exclusive use. Any copying or replication of this report to or for any other person or entity, or use of our name or trademark, is permitted only with our prior written permission. This report sets forth our findings solely with respect to the test samples identified herein. The results set forth in this report are not indicative or representative of the quality or characteristics of the lot from which a test sample was taken or any similar or identical product unless specifically and expressly noted. Our report includes all of the tests requested by you and the results thereof based upon the information that you provided to us. Measurement uncertainty is only provided upon request for accredited tests. Statements of conformity are based on simple acceptance criteria without taking measurement uncertainty into account, unless otherwise requested in writing. You have 15 days from date of issuance of this report to notify us of any material error or omission caused by our negligence or if you require measurement uncertainty; provided, however, that such notice shall be in writing and shall specifically address the issue you wish to raise. A failure to raise such issue within the prescribed time shall constitute your unqualified acceptance of the completeness of this report, the tests conducted and the correctness of the report contents.

Worst-case Spurious Emission below 1GHz

GFSK-2402MHz

Please refer to the following diagram:

Vertical:

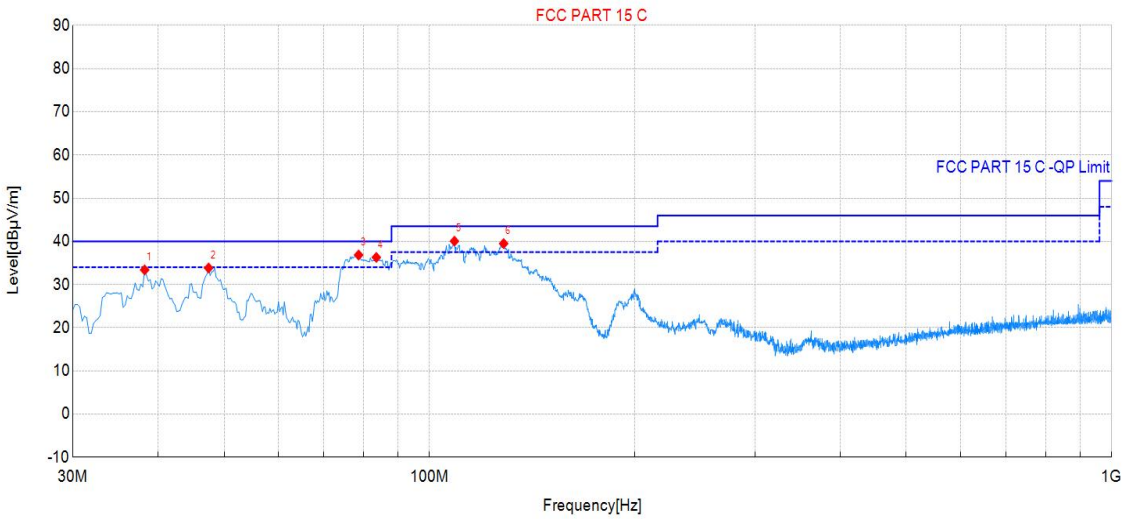

Suspected Data List											
NO.	Frequency [MHz]	Reading [dBµV]	Level [dBµV/m]	Factor [dB/m]	Limit [dBµV/m]	Margin [dB]	Height [cm]	Angle [°]	Det	Pol	Verdict
1	38.25	50.57	33.39	-17.18	40.00	6.61	100	32	QP	Vertical	PASS
2	47.46	51.01	33.84	-17.17	40.00	6.16	100	156	QP	Vertical	PASS
3	78.74	57.38	36.85	-20.53	40.00	3.15	100	201	QP	Vertical	PASS
4	83.59	56.91	36.29	-20.62	40.00	3.71	100	32	QP	Vertical	PASS
5	108.81	59.02	40.05	-18.97	43.50	3.45	100	32	QP	Vertical	PASS
6	128.46	56.68	39.49	-17.19	43.50	4.01	100	353	QP	Vertical	PASS

Note:(1)Level=Reading+Factor

(2)Margin=Limit-Level

(3)Factor=Antenna Factor+ Cable Loss - Amplifier Factor

HD Testing Technology (GuangDong) Co., Ltd.

Building 1, No.18, Shihuan Road, Dongcheng Subdistrict,

Dongguan, Guangdong, China

Tel: +86-0769-22221088

E-mail: info@hdt-lab.com

Website: www.hdt-lab.com

This report is governed by, and incorporates by reference, the conditions of testing as posted at the date of issuance of this report at http://www.hdt-lab.com/ and is intended for your exclusive use. Any copying or replication of this report to or for any other person or entity, or use of our name or trademark, is permitted only with our prior written permission. This report sets forth our findings solely with respect to the test samples identified herein. The results set forth in this report are not indicative or representative of the quality or characteristics of the lot from which a test sample was taken or any similar or identical product unless specifically and expressly noted. Our report includes all of the tests requested by you and the results thereof based upon the information that you provided to us. Measurement uncertainty is only provided upon request for accredited tests. Statements of conformity are based on simple acceptance criteria without taking measurement uncertainty into account, unless otherwise requested in writing. You have 15 days from date of issuance of this report to notify us of any material error or omission caused by our negligence or if you require measurement uncertainty; provided, however, that such notice shall be in writing and shall specifically address the issue you wish to raise. A failure to raise such issue within the prescribed time shall constitute your unqualified acceptance of the completeness of this report, the tests conducted and the correctness of the report contents.

Horizontal:

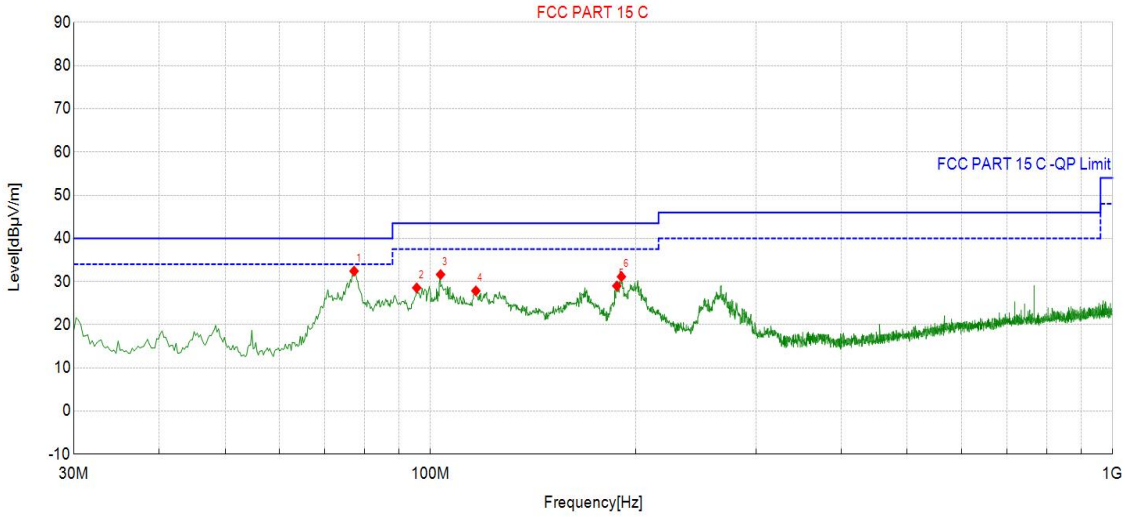

Suspected Data List											
NO.	Frequency [MHz]	Reading [dBμV]	Level [dBμV/m]	Factor [dB/m]	Limit [dBμV/m]	Margin [dB]	Height [cm]	Angle [°]	Det	Pol	Verdict
1	77.29	52.79	32.42	-20.37	40.00	7.58	100	73	QP	Horizontal	PASS
2	95.48	48.74	28.55	-20.19	43.50	14.95	100	73	QP	Horizontal	PASS
3	103.48	51.17	31.63	-19.54	43.50	11.87	100	62	QP	Horizontal	PASS
4	116.57	45.99	27.84	-18.15	43.50	15.66	100	34	QP	Horizontal	PASS
5	187.63	48.02	28.98	-19.04	43.50	14.52	100	91	QP	Horizontal	PASS
6	190.54	50.39	31.13	-19.26	43.50	12.37	100	81	QP	Horizontal	PASS

Note:(1)Level=Reading+Factor

(2)Margin=Limit-Level

(3)Factor=Antenna Factor+ Cable Loss - Amplifier Factor

HD Testing Technology (GuangDong) Co., Ltd.

Building 1, No.18, Shihuan Road, Dongcheng Subdistrict,

Dongguan, Guangdong, China

Tel: +86-0769-22221088

E-mail: info@hdt-lab.com

Website: www.hdt-lab.com

This report is governed by, and incorporates by reference, the conditions of testing as posted at the date of issuance of this report at http://www.hdt-lab.com/ and is intended for your exclusive use. Any copying or replication of this report to or for any other person or entity, or use of our name or trademark, is permitted only with our prior written permission. This report sets forth our findings solely with respect to the test samples identified herein. The results set forth in this report are not indicative or representative of the quality or characteristics of the lot from which a test sample was taken or any similar or identical product unless specifically and expressly noted. Our report includes all of the tests requested by you and the results thereof based upon the information that you provided to us. Measurement uncertainty is only provided upon request for accredited tests. Statements of conformity are based on simple acceptance criteria without taking measurement uncertainty into account, unless otherwise requested in writing. You have 15 days from date of issuance of this report to notify us of any material error or omission caused by our negligence or if you require measurement uncertainty; provided, however, that such notice shall be in writing and shall specifically address the issue you wish to raise. A failure to raise such issue within the prescribed time shall constitute your unqualified acceptance of the completeness of this report, the tests conducted and the correctness of the report contents.

Radiated Emissions (above 1GHz）

GFSK-2402MHz:

Suspected Data List											
NO.	Frequency [MHz]	Reading [dBμV]	Level [dBμV/m]	Factor [dB/m]	Limit [dBμV/m]	Margin [dB]	Height [cm]	Angle [°]	Det	Pol	Verdict
1	2402.22	116.75	93.31	-23.44	114	20.69	150	96	PK	Hor	/
2	2402.22	107.53	84.09	-23.44	94	9.91	150	152	AV	Hor	/
3	4804.17	82.16	58.72	-23.44	74	15.28	150	204	PK	Hor	PASS
4	4804.17	71.89	48.45	-23.44	54	5.55	150	147	AV	Hor	PASS

Suspected Data List											
NO.	Frequency [MHz]	Reading [dBμV]	Level [dBμV/m]	Factor [dB/m]	Limit [dBμV/m]	Margin [dB]	Height [cm]	Angle [°]	Det	Pol	Verdict
1	2402.22	116.21	92.76	-23.45	114	21.24	150	113	PK	Ver	/
2	2402.22	106.04	82.59	-23.45	94	11.41	150	232	AV	Ver	/
3	4804.17	81.59	58.15	-23.44	74	15.85	150	154	PK	Ver	PASS
4	4804.17	72.00	48.56	-23.44	54	5.44	150	161	AV	Ver	PASS

GFSK-2440MHz:

Suspected Data List											
NO.	Frequency [MHz]	Reading [dBμV]	Level [dBμV/m]	Factor [dB/m]	Limit [dBμV/m]	Margin [dB]	Height [cm]	Angle [°]	Det	Pol	Verdict
1	2440.11	115.48	92.03	-23.45	114	21.97	150	43	PK	Hor	/
2	2440.11	106.21	82.76	-23.45	94	11.24	150	63	AV	Hor	/
3	4880.22	81.38	57.94	-23.44	74	16.06	150	201	PK	Hor	PASS
4	4880.22	71.16	47.72	-23.44	54	6.28	150	174	AV	Hor	PASS

Suspected Data List											
NO.	Frequency [MHz]	Reading [dBμV]	Level [dBμV/m]	Factor [dB/m]	Limit [dBμV/m]	Margin [dB]	Height [cm]	Angle [°]	Det	Pol	Verdict
1	2440.11	115.78	92.33	-23.45	114	21.67	150	121	PK	Ver	/
2	2440.11	106.29	82.84	-23.45	94	11.16	150	62	AV	Ver	/
3	4880.22	78.45	55.01	-23.44	74	18.99	150	99	PK	Ver	PASS
4	4880.22	68.6	45.16	-23.44	54	8.84	150	121	AV	Ver	PASS

This report is governed by, and incorporates by reference, the conditions of testing as posted at the date of issuance of this report at http://www.hdt-lab.com/ and is intended for your exclusive use. Any copying or replication of this report to or for any other person or entity, or use of our name or trademark, is permitted only with our prior written permission. This report sets forth our findings solely with respect to the test samples identified herein. The results set forth in this report are not indicative or representative of the quality or characteristics of the lot from which a test sample was taken or any similar or identical product unless specifically and expressly noted. Our report includes all of the tests requested by you and the results thereof based upon the information that you provided to us. Measurement uncertainty is only provided upon request for accredited tests. Statements of conformity are based on simple acceptance criteria without taking measurement uncertainty into account, unless otherwise requested in writing. You have 15 days from date of issuance of this report to notify us of any material error or omission caused by our negligence or if you require measurement uncertainty; provided, however, that such notice shall be in writing and shall specifically address the issue you wish to raise. A failure to raise such issue within the prescribed time shall constitute your unqualified acceptance of the completeness of this report, the tests conducted and the correctness of the report contents.

GFSK-2480MHz:

Suspected Data List											
NO.	Frequency [MHz]	Reading [dBμV]	Level [dBμV/m]	Factor [dB/m]	Limit [dBμV/m]	Margin [dB]	Height [cm]	Angle [°]	Det	Pol	Verdict
1	2480.14	114.58	91.13	-23.45	114	22.87	150	121	PK	Hor	/
2	2480.14	105.45	82	-23.45	94	12	150	124	AV	Hor	/
3	4960.09	77.43	53.99	-23.44	74	20.01	150	63	PK	Hor	PASS
4	4960.09	68.61	45.17	-23.44	54	8.83	150	18	AV	Hor	PASS

Suspected Data List											
NO.	Frequency [MHz]	Reading [dBμV]	Level [dBμV/m]	Factor [dB/m]	Limit [dBμV/m]	Margin [dB]	Height [cm]	Angle [°]	Det	Pol	Verdict
1	2480.14	114.72	91.27	-23.45	114	22.73	150	142	PK	Ver	/
2	2480.14	106.41	82.96	-23.45	94	11.04	150	261	AV	Ver	/
3	4960.09	78.22	54.78	-23.44	74	19.22	150	151	PK	Ver	PASS
4	4960.09	67.8	44.36	-23.44	54	9.64	150	36	AV	Ver	PASS

Note:(1)Level=Reading+Factor

(2)Margin=Limit-Level

(3)Factor=Antenna Factor+ Cable Loss - Amplifier Factor

HD Testing Technology (GuangDong) Co., Ltd.

Building 1, No.18, Shihuan Road, Dongcheng Subdistrict,

Dongguan, Guangdong, China

Tel: +86-0769-22221088

E-mail: info@hdt-lab.com

Website: www.hdt-lab.com

This report is governed by, and incorporates by reference, the conditions of testing as posted at the date of issuance of this report at http://www.hdt-lab.com/ and is intended for your exclusive use. Any copying or replication of this report to or for any other person or entity, or use of our name or trademark, is permitted only with our prior written permission. This report sets forth our findings solely with respect to the test samples identified herein. The results set forth in this report are not indicative or representative of the quality or characteristics of the lot from which a test sample was taken or any similar or identical product unless specifically and expressly noted. Our report includes all of the tests requested by you and the results thereof based upon the information that you provided to us. Measurement uncertainty is only provided upon request for accredited tests. Statements of conformity are based on simple acceptance criteria without taking measurement uncertainty into account, unless otherwise requested in writing. You have 15 days from date of issuance of this report to notify us of any material error or omission caused by our negligence or if you require measurement uncertainty; provided, however, that such notice shall be in writing and shall specifically address the issue you wish to raise. A failure to raise such issue within the prescribed time shall constitute your unqualified acceptance of the completeness of this report, the tests conducted and the correctness of the report contents.

7.5. Conducted Emission

Test Requirement:	FCC Part 15.207(a)
Test Mode:	Transmitting mode with modulation
Limit:	

Frequency of Emission (MHz)	Conducted Limit (dBuV)	
	Quasi-peak	Average
0.15-0.5	66 to 56*	56 to 46*
0.5-5	56	46
5-30	60	50

*Decreases with the logarithm of the frequency.

Test Procedure:	For tabletop equipment, the EUT along with its peripherals were placed on a 1.0m(W)×1.5m(L) and 0.8m in height wooden table. The EUT was adjusted to maintain a 0.4 meter space from a vertical reference plane. The EUT was connected to power mains through a line impedance stabilization network (LISN), which provided 50 ohm coupling impedance for measuring instrument and the chassis ground was bounded to the TRL550 ground plane of shielded room. The excess power cable between the EUT and the LISN was bundled.
Test Result:	N/A

7.5.1. Test Setup

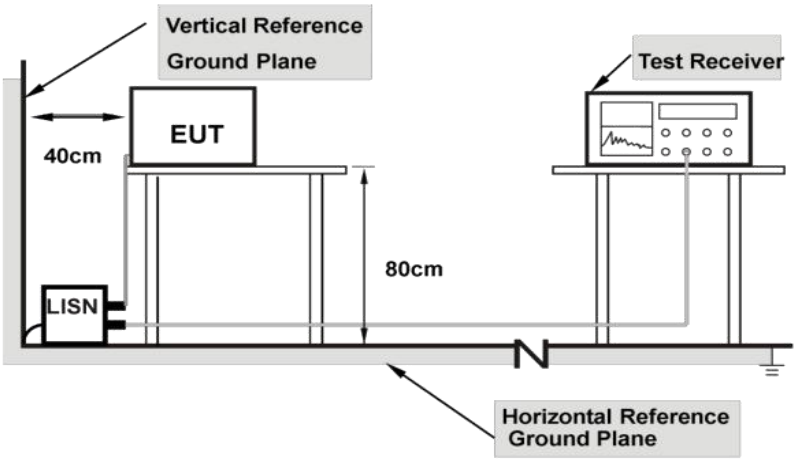

HD Testing Technology (GuangDong) Co., Ltd.
Building 1, No.18, Shihuan Road, Dongcheng Subdistrict,
Dongguan, Guangdong, China
Tel: +86-0769-22221088
E-mail: info@hdt-lab.com
Website: www.hdt-lab.com

This report is governed by, and incorporates by reference, the conditions of testing as posted at the date of issuance of this report at http://www.hdt-lab.com/ and is intended for your exclusive use. Any copying or replication of this report to or for any other person or entity, or use of our name or trademark, is permitted only with our prior written permission. This report sets forth our findings solely with respect to the test samples identified herein. The results set forth in this report are not indicative or representative of the quality or characteristics of the lot from which a test sample was taken or any similar or identical product unless specifically and expressly noted. Our report includes all of the tests requested by you and the results thereof based upon the information that you provided to us. Measurement uncertainty is only provided upon request for accredited tests. Statements of conformity are based on simple acceptance criteria without taking measurement uncertainty into account, unless otherwise requested in writing. You have 15 days from date of issuance of this report to notify us of any material error or omission caused by our negligence or if you require measurement uncertainty; provided, however, that such notice shall be in writing and shall specifically address the issue you wish to raise. A failure to raise such issue within the prescribed time shall constitute your unqualified acceptance of the completeness of this report, the tests conducted and the correctness of the report contents.

7.5.2. Test Result

Note: The EUT cannot be directly connected to the public AC power network. This test is not applicable.

HD Testing Technology (GuangDong) Co., Ltd.

Building 1, No.18, Shihuan Road, Dongcheng Subdistrict,

Dongguan, Guangdong, China

Tel: +86-0769-22221088

E-mail: info@hdt-lab.com

Website: www.hdt-lab.com

This report is governed by, and incorporates by reference, the conditions of testing as posted at the date of issuance of this report at http://www.hdt-lab.com/ and is intended for your exclusive use. Any copying or replication of this report to or for any other person or entity, or use of our name or trademark, is permitted only with our prior written permission. This report sets forth our findings solely with respect to the test samples identified herein. The results set forth in this report are not indicative or representative of the quality or characteristics of the lot from which a test sample was taken or any similar or identical product unless specifically and expressly noted. Our report includes all of the tests requested by you and the results thereof based upon the information that you provided to us. Measurement uncertainty is only provided upon request for accredited tests. Statements of conformity are based on simple acceptance criteria without taking measurement uncertainty into account, unless otherwise requested in writing. You have 15 days from date of issuance of this report to notify us of any material error or omission caused by our negligence or if you require measurement uncertainty; provided, however, that such notice shall be in writing and shall specifically address the issue you wish to raise. A failure to raise such issue within the prescribed time shall constitute your unqualified acceptance of the completeness of this report, the tests conducted and the correctness of the report contents.

8. PHOTOGRAPHS OF TEST SET-UP

For photographs of the test set-up, refer to the appendix file.(Test Setup Photo)

HD Testing Technology (GuangDong) Co., Ltd.

Building 1, No.18, Shihuan Road, Dongcheng Subdistrict,

Dongguan, Guangdong, China

Tel: +86-0769-22221088

E-mail: info@hdt-lab.com

Website: www.hdt-lab.com

This report is governed by, and incorporates by reference, the conditions of testing as posted at the date of issuance of this report at http://www.hdt-lab.com/ and is intended for your exclusive use. Any copying or replication of this report to or for any other person or entity, or use of our name or trademark, is permitted only with our prior written permission. This report sets forth our findings solely with respect to the test samples identified herein. The results set forth in this report are not indicative or representative of the quality or characteristics of the lot from which a test sample was taken or any similar or identical product unless specifically and expressly noted. Our report includes all of the tests requested by you and the results thereof based upon the information that you provided to us. Measurement uncertainty is only provided upon request for accredited tests. Statements of conformity are based on simple acceptance criteria without taking measurement uncertainty into account, unless otherwise requested in writing. You have 15 days from date of issuance of this report to notify us of any material error or omission caused by our negligence or if you require measurement uncertainty; provided, however, that such notice shall be in writing and shall specifically address the issue you wish to raise. A failure to raise such issue within the prescribed time shall constitute your unqualified acceptance of the completeness of this report, the tests conducted and the correctness of the report contents.

9. PHOTOGRAPHS OF EUT

For photographs of the EUT, refer to the appendix file(EUT External Photos and EUT Internal Photos).

*** End of Report ***

HD Testing Technology (GuangDong) Co., Ltd.

Building 1, No.18, Shihuan Road, Dongcheng Subdistrict,

Dongguan, Guangdong, China

Tel: +86-0769-22221088

E-mail: info@hdt-lab.com

Website: www.hdt-lab.com

This report is governed by, and incorporates by reference, the conditions of testing as posted at the date of issuance of this report at http://www.hdt-lab.com/ and is intended for your exclusive use. Any copying or replication of this report to or for any other person or entity, or use of our name or trademark, is permitted only with our prior written permission. This report sets forth our findings solely with respect to the test samples identified herein. The results set forth in this report are not indicative or representative of the quality or characteristics of the lot from which a test sample was taken or any similar or identical product unless specifically and expressly noted. Our report includes all of the tests requested by you and the results thereof based upon the information that you provided to us. Measurement uncertainty is only provided upon request for accredited tests. Statements of conformity are based on simple acceptance criteria without taking measurement uncertainty into account, unless otherwise requested in writing. You have 15 days from date of issuance of this report to notify us of any material error or omission caused by our negligence or if you require measurement uncertainty; provided, however, that such notice shall be in writing and shall specifically address the issue you wish to raise. A failure to raise such issue within the prescribed time shall constitute your unqualified acceptance of the completeness of this report, the tests conducted and the correctness of the report contents.