A4 双面 正128g铜版纸

*此页不印刷 此页不印刷 此页不印刷 此页不印刷 此页不印刷 此页不印刷 此页不印刷

User Manual

Model：HB-2407

*For better use of this product. Please read this instruction manual carefully!

APP OPERATION INSTRUCTIONS

App-Download

Download the AI control app by scanning the QR code.

Connect and Play

Step 1
Turn on the toy and the phone Bluetooth.

Step 2
Tap *Connect Toy* in app to pair.

Features

Xfans
AI Novel
AI Image
Voice Clone
X-Game
Long-Distance
Video Sync
Voice Control
Remote

Scan for User Guides

OPERATION INSTRUCTIONS

Power Button

- Press and hold " ⏻ " for 1.5 seconds to power on. The display will light up with a vibration prompt.
- Press " ⏻ " once to cycle through 10 vibration intensity levels.
- Press and hold " ⏻ " for 1.5 seconds to power off. Press within one minute after power-off for automatic retraction and reset.

Heating Button

- While powered on, press " ♦ " once to turn heating on/off. The heating icon on the screen will light up/dim accordingly.

Telescopic Button

- While powered on, press " ⇕ " once to cycle through 7 telescopic motion frequencies.

Display Screen

CHARGING INSTRUCTIONS

1. Before each charging, please clean and thoroughly dry the device.
2. When charging, the indicator light will flash; after charging, the indicator light will stay on.
3. Please use the charging cable provided.
4. Please use a matching charger to charge, an unmatched charger may affect the battery life or damage the product.

Note: The product cannot be used while charging.

⩽120min
⩾60min

Magnetic Charging

CLEANING INSTRUCTIONS

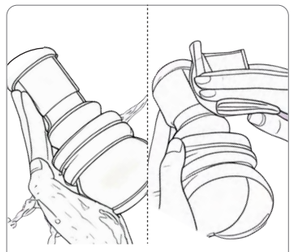

Wash the inner sleeve with water separately.

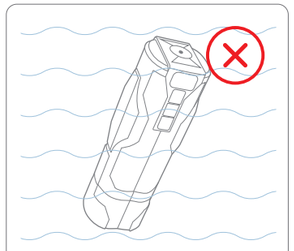

The main body is not waterproof; do not immerse it.

WARNING

- This appliance is not intended for use by children or persons with reduced physical, sensory, or mental capabilities. To avoid electric shock, do not use the charger near water. Do not use on swollen or inflamed areas of skin. Discontinue use if discomfort occurs. Do not use on the neck area.

ATTENZIONE!

- Do not use massage oil or hand cream as lubricant.
- Avoid direct sunlight and prolonged exposure to high temperatures.
- The product must be stored in a clean and dry place.
- Keep out of reach of small children and minors.
- Some parts may cause choking.
- Do not use the product on damaged skin or areas with irritation.
- Avoid sharing the device with others, as this may lead to illness and infection.

WARRANTY

- **1-year warranty**

Any attempt to open or disassemble the product will void the warranty.

If you have any quality or usage issues, please feel free to contact us.

Scan the QR code for tutorials, live support, or product inquiries.

Service Email: ZSSNLY@outlook.com

ENCOUNTER ANY PROBLEM, PLEASE CONTACT THE SELLER THROUGH AMAZON.

METHOD 1

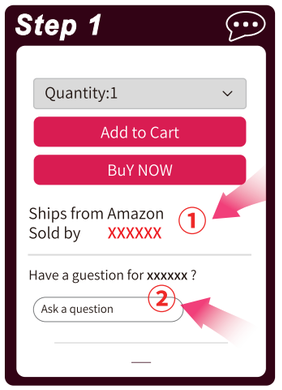

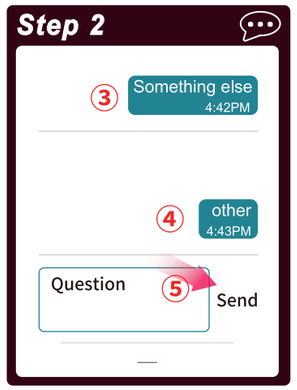

METHOD 2

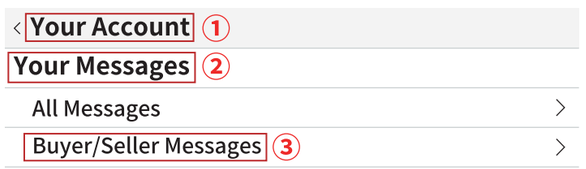

FCC Statement

This device complies with part 15 of the FCC Rules. Operation is subject to the following two conditions: (1) This device may not cause harmful interference, and (2) this device must accept any interference received, including interference that may cause undesired operation.

This equipment has been tested and found to comply with the limits for a Class B digital device, pursuant to Part 15 of the FCC Rules. These limits are designed to provide reasonable protection against harmful interference in a residential installation. This equipment generates uses and can radiate radio frequency energy and, if not installed and used in accordance with the instructions, may cause harmful interference to radio communications. However, there is no guarantee that interference will not occur in a particular installation. If this equipment does cause harmful interference to radio or television reception, which can be determined by turning the equipment off and on, the user is encouraged to try to correct the interference by one or more of the following measures:
-- Reorient or relocate the receiving antenna.
-- Increase the separation between the equipment and receiver.
-- Connect the equipment into an outlet on a circuit different from that to which the receiver is connected.
-- Consult the dealer or an experienced radio/TV technician for help.

Any Changes or modifications not expressly approved by the party responsible for compliance could void the user's authority to operate the equipment.

This equipment complies with the FCC radiation exposure limits set forth for an uncontrolled environment, This transmitter must not be co-located or operating in conjunction with any other antenna or transmitter.