Appendix Test Data for BT(BR/EDR) (Conducted Measurement)

Product Name: Smart Watch

Trade Mark: /

Test Model: GO2AJ

FCC ID: 2BU5D-GO2AJ

Environmental Conditions

Temperature:	23.5℃
Relative Humidity:	58%
ATM Pressure:	100.0 kPa
Test Engineer:	Allen Lai
Supervised by:	Max Zhang
NOTE	N/A

Appendix A: 20dB Emission Bandwidth

Test Result

Test Mode	Antenna	Frequency [MHz]	20db EBW [MHz]	FL [MHz]	FH [MHz]	Limit [MHz]	Verdict
DH5	Ant1	2402	0.954	2401.553	2402.507	---	---
DH5	Ant1	2441	0.954	2440.559	2441.513	---	---
DH5	Ant1	2480	0.960	2479.559	2480.519	---	---
2DH5	Ant1	2402	1.308	2401.364	2402.672	---	---
2DH5	Ant1	2441	1.326	2440.358	2441.684	---	---
2DH5	Ant1	2480	1.281	2479.397	2480.678	---	---

Note: offset(dB) = cable loss(dB) + attenuator factor(dB)

Test Graphs

DH5-Ant1-2402

DH5-Ant1-2441

DH5-Ant1-2480

2DH5-Ant1-2402

2DH5-Ant1-2441

2DH5-Ant1-2480

Appendix B: Occupied Channel Bandwidth

Test Result

Test Mode	Antenna	Frequency [MHz]	OCB [MHz]	FL [MHz]	FH [MHz]	Limit [MHz]	Verdict
DH5	Ant1	2402	0.86335	2401.5870	2402.4503	---	---
DH5	Ant1	2441	0.87742	2440.5839	2441.4613	---	---
DH5	Ant1	2480	0.86658	2479.5861	2480.4527	---	---
2DH5	Ant1	2402	1.1784	2401.4362	2402.6146	---	---
2DH5	Ant1	2441	1.1861	2440.4288	2441.6149	---	---
2DH5	Ant1	2480	1.1811	2479.4304	2480.6115	---	---

Note: offset(dB) = cable loss(dB) + attenuator factor(dB)

Test Graphs

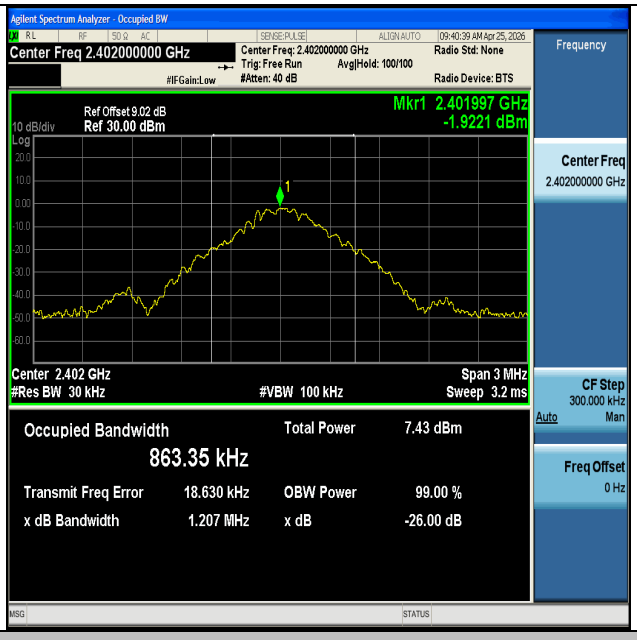

DH5-Ant1-2402

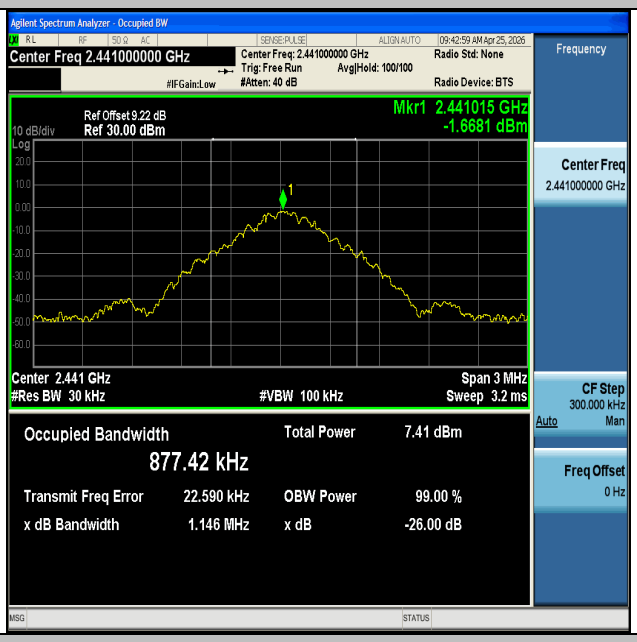

DH5-Ant1-2441

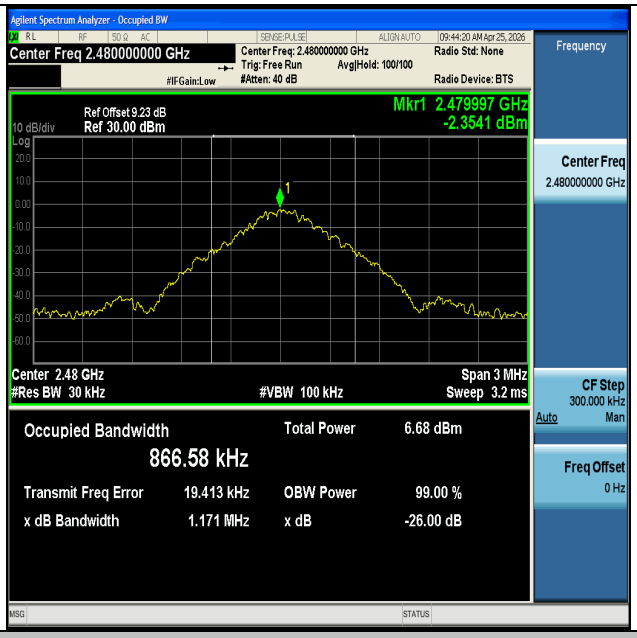

DH5-Ant1-2480

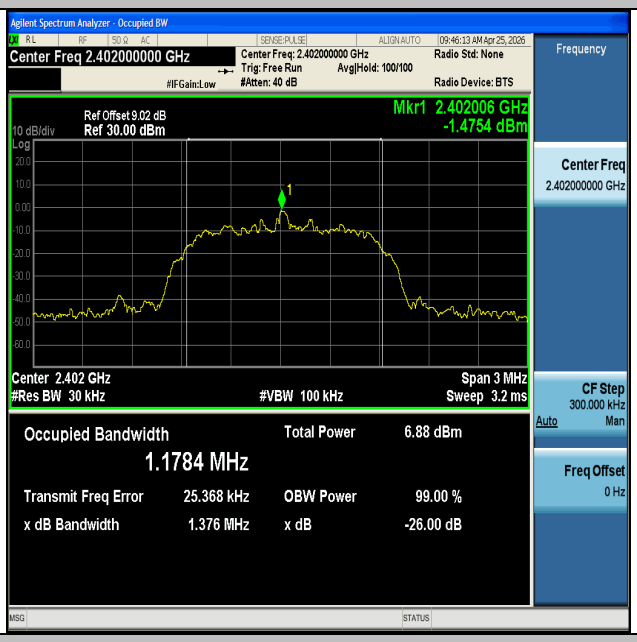

2DH5-Ant1-2402

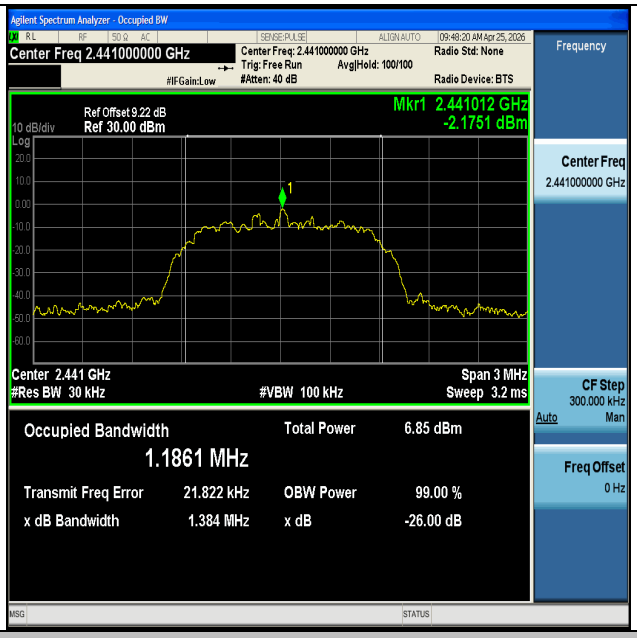

2DH5-Ant1-2441

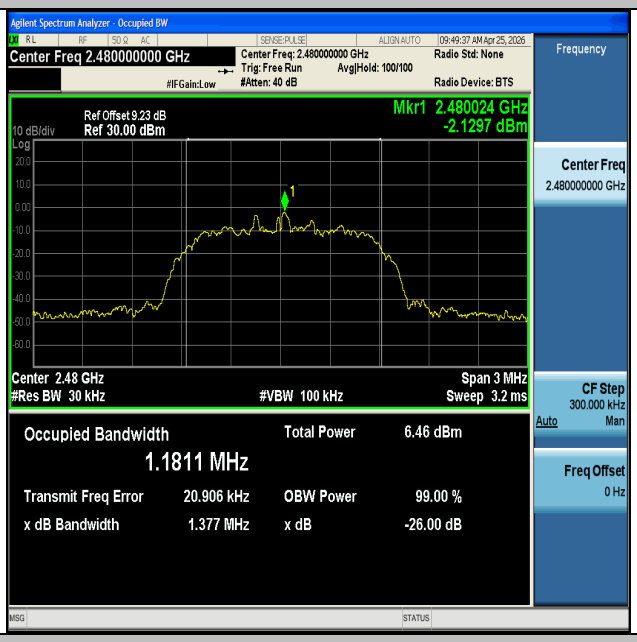

2DH5-Ant1-2480

Appendix C: Maximum peak conducted output power

Test Result

Test Mode	Antenna	Frequency [MHz]	Conducted Peak Power [dBm]	Conducted Limit [dBm]	Verdict
DH5	Ant1	2402	0.99	≤30	PASS
DH5	Ant1	2441	1.15	≤30	PASS
DH5	Ant1	2480	0.61	≤30	PASS
2DH5	Ant1	2402	1.78	≤20.97	PASS
2DH5	Ant1	2441	1.86	≤20.97	PASS
2DH5	Ant1	2480	1.26	≤20.97	PASS

Note: offset(dB) = cable loss(dB) + attenuator factor(dB)

Test Graphs

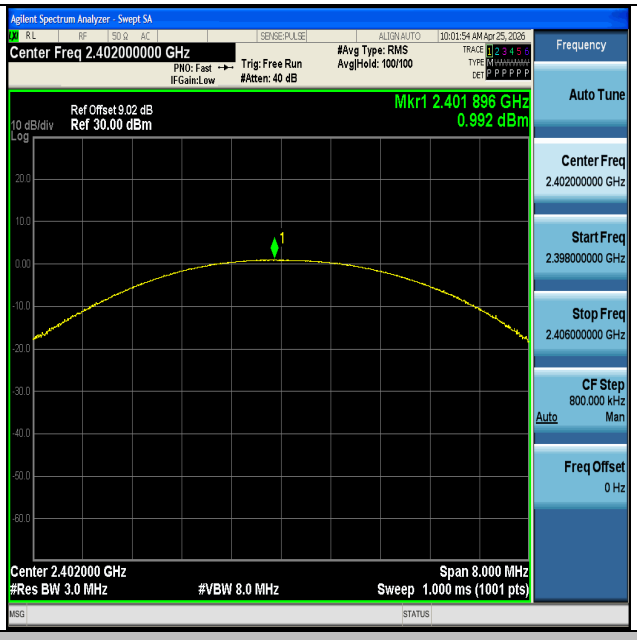

DH5-Ant1-2402-PASS

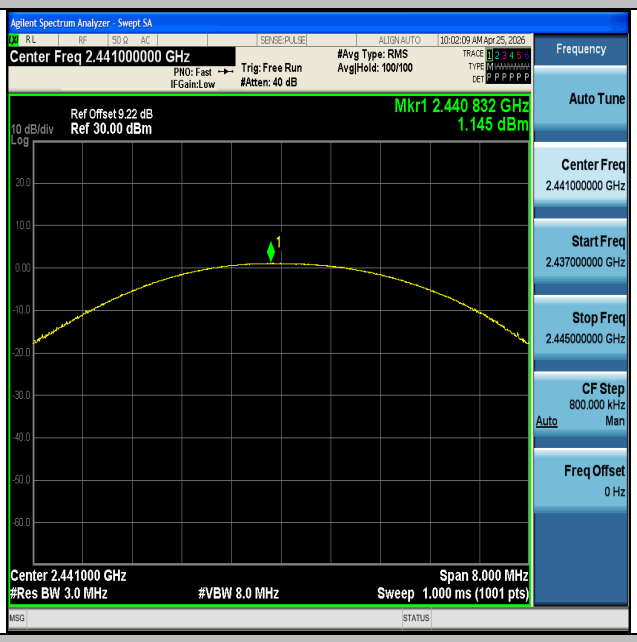

DH5-Ant1-2441-PASS

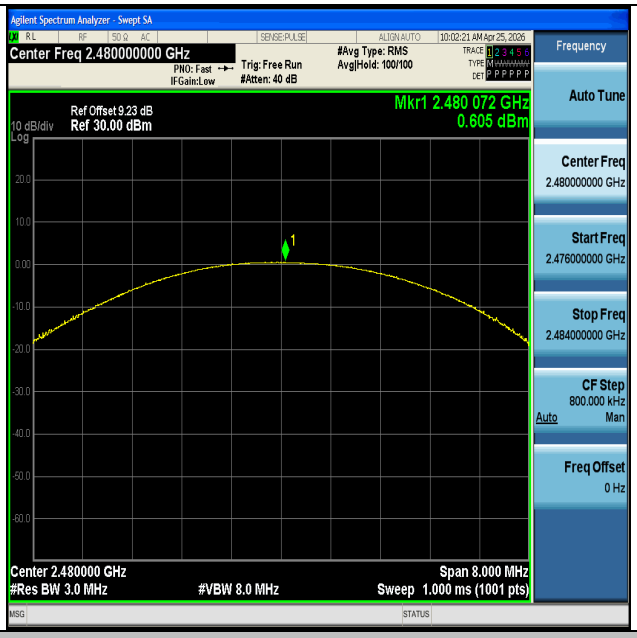

DH5-Ant1-2480-PASS

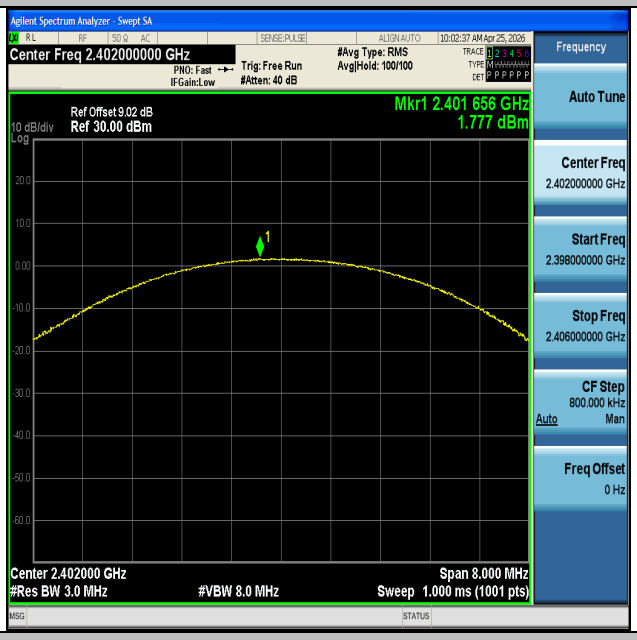

2DH5-Ant1-2402-PASS

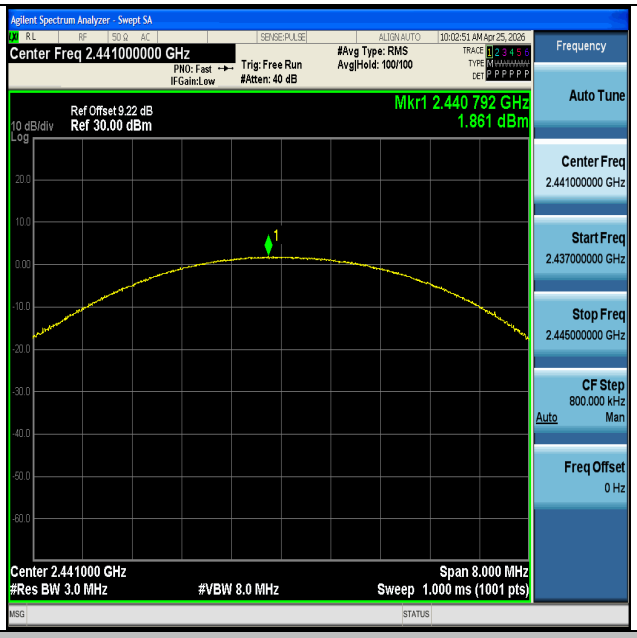

2DH5-Ant1-2441-PASS

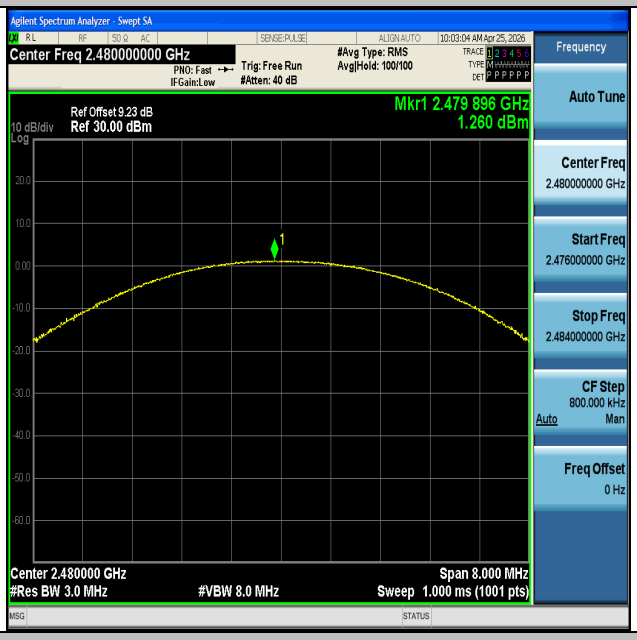

2DH5-Ant1-2480-PASS

Appendix D: Carrier frequency separation

Test Result

Test Mode	Antenna	Frequency [MHz]	Result [MHz]	Limit [MHz]	Verdict
DH5	Ant1	Hop	0.99	≥0.960	PASS
2DH5	Ant1	Hop	1.14	≥0.884	PASS

Note: offset(dB) = cable loss(dB) + attenuator factor(dB)

Test Graphs

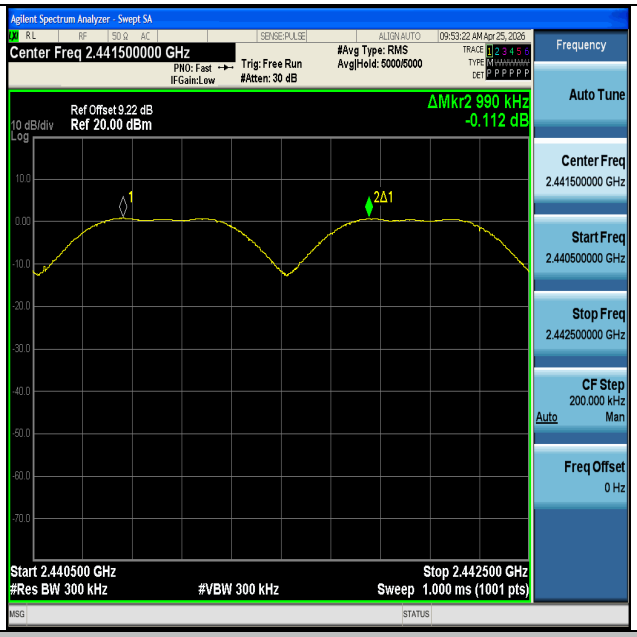

DH5-Ant1-Hop-PASS

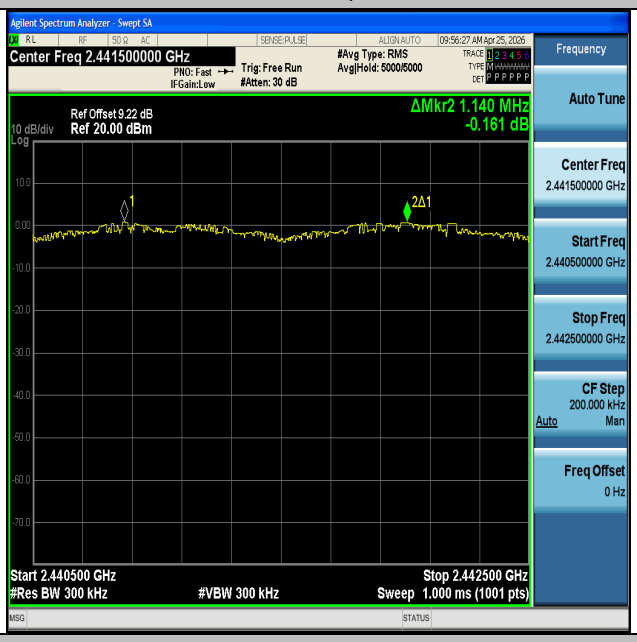

2DH5-Ant1-Hop-PASS

Appendix E: Time of occupancy

Test Result

Test Mode	Antenna	Frequency [MHz]	Burst Width [ms]	TotalHops [Num]	Result [s]	Limit [s]	Verdict
DH5	Ant1	Hop	2.884	80	0.231	≤0.4	PASS
2DH5	Ant1	Hop	2.889	90	0.26	≤0.4	PASS

Note: offset(dB) = cable loss(dB) + attenuator factor(dB)

Test Graphs

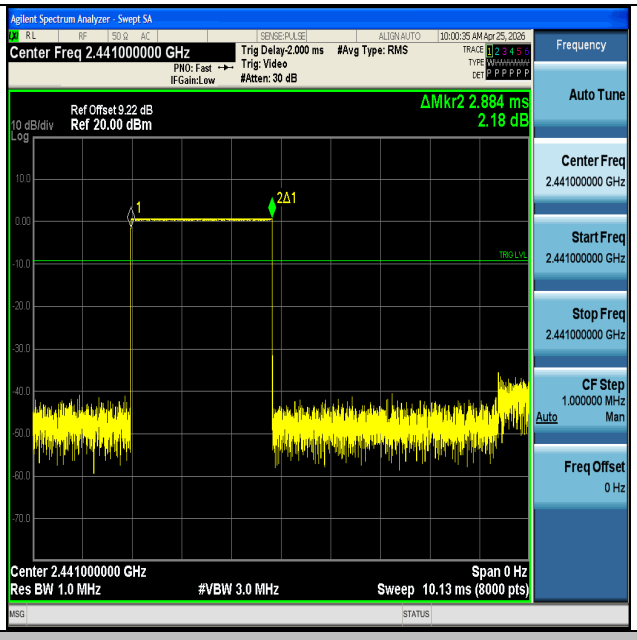

DH5-Ant1-Hop-PASS

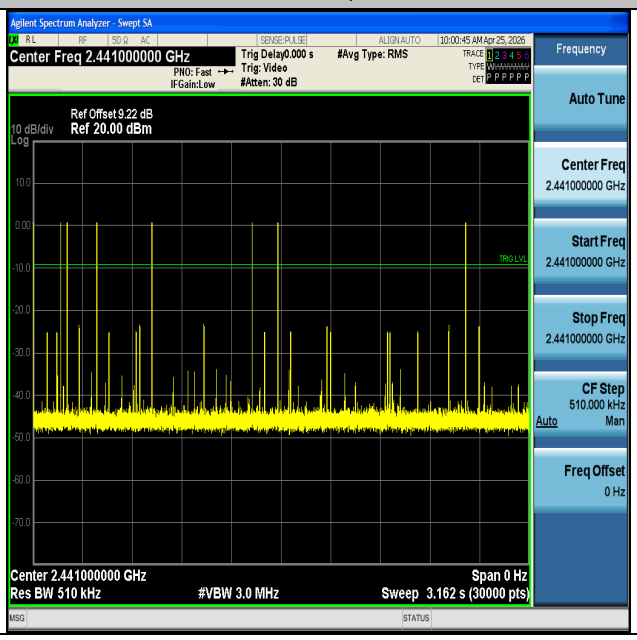

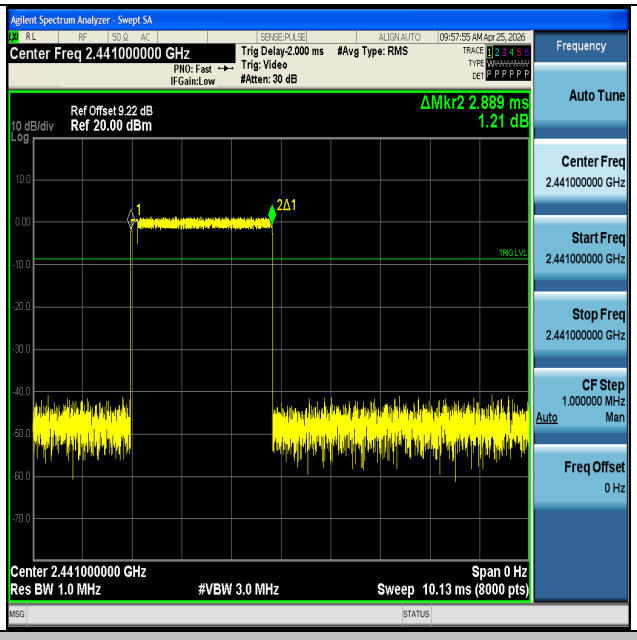

2DH5-Ant1-Hop-PASS

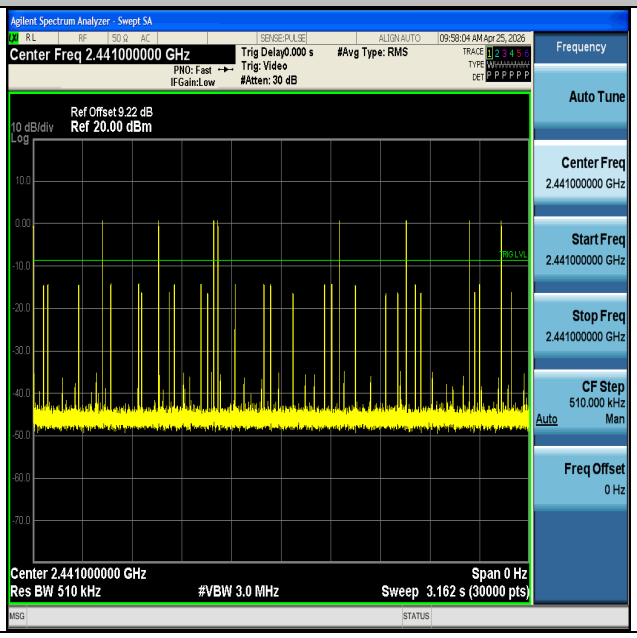

Appendix F: Number of hopping channels

Test Result

Test Mode	Antenna	Frequency [MHz]	Result [Num]	Limit [Num]	Verdict
DH5	Ant1	Hop	79	≥15	PASS
2DH5	Ant1	Hop	79	≥15	PASS

Note: offset(dB) = cable loss(dB) + attenuator factor(dB)

Test Graphs

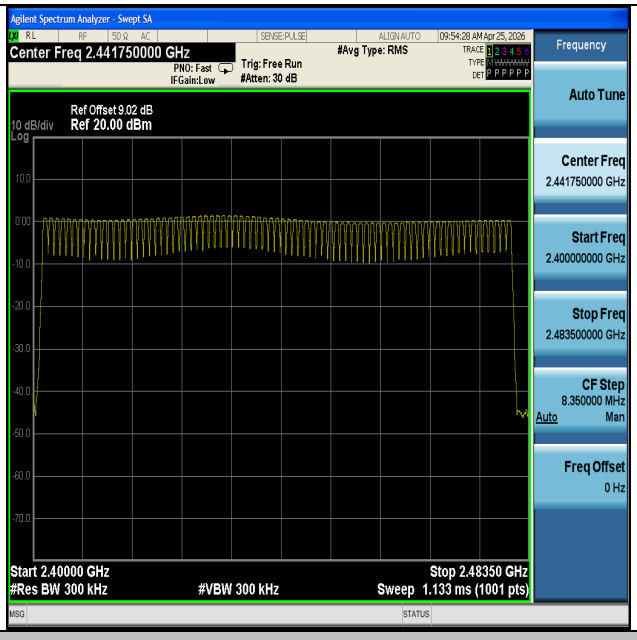

DH5-Ant1-Hop-PASS

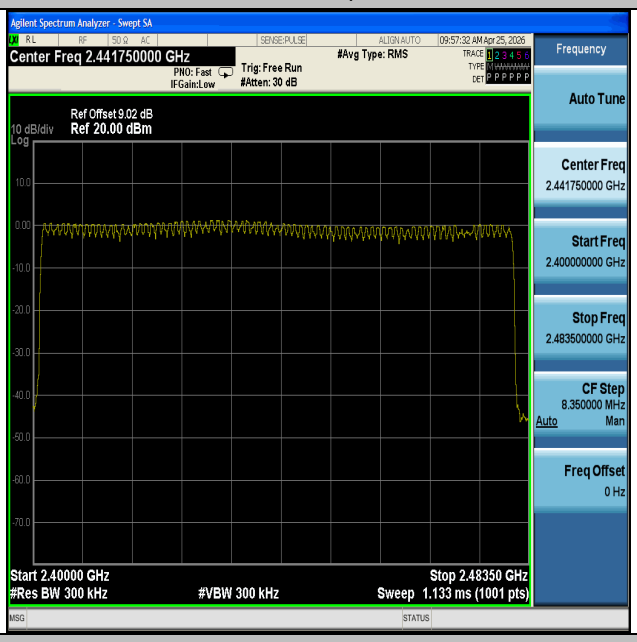

2DH5-Ant1-Hop-PASS

Appendix G: Band edge measurements

Test Result

Test Mode	Antenna	Ch.Name	Frequency [MHz]	RefLevel [dBm]	Result [dBm]	Limit [dBm]	Verdict
DH5	Ant1	Low	2402	0.67	-43.67	≤-19.33	PASS
DH5	Ant1	High	2480	0.16	-48.14	≤-19.84	PASS
DH5	Ant1	Low	Hop_2402	-0.53	-45.62	≤-20.53	PASS
DH5	Ant1	High	Hop_2480	-0.32	-48.44	≤-20.32	PASS
2DH5	Ant1	Low	2402	0.06	-44.55	≤-19.94	PASS
2DH5	Ant1	High	2480	0.19	-48.12	≤-19.81	PASS
2DH5	Ant1	Low	Hop_2402	-1.22	-46.55	≤-21.22	PASS
2DH5	Ant1	High	Hop_2480	-0.21	-47.86	≤-20.21	PASS

Note: offset(dB) = cable loss(dB) + attenuator factor(dB)

Test Graphs

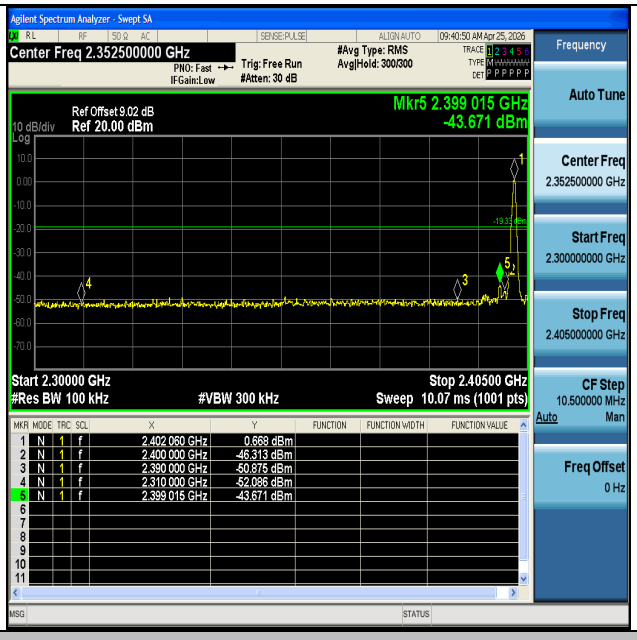

DH5-Ant1-2402-PASS

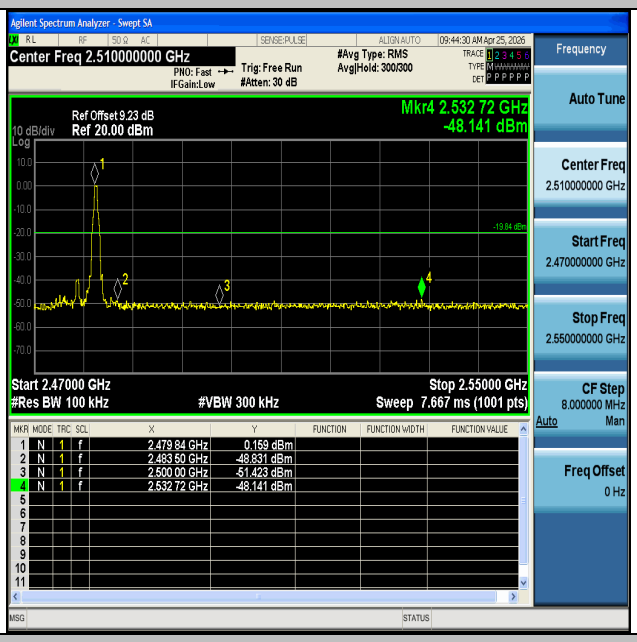

DH5-Ant1-2480-PASS

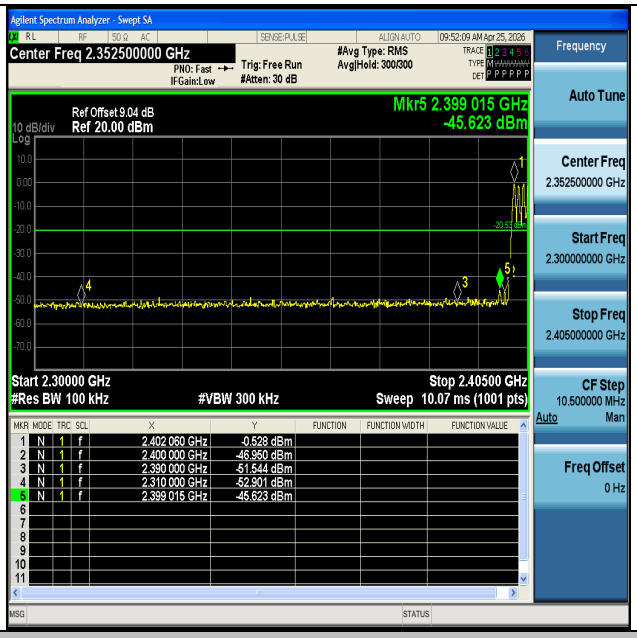

DH5-Ant1-Hop_2402-PASS

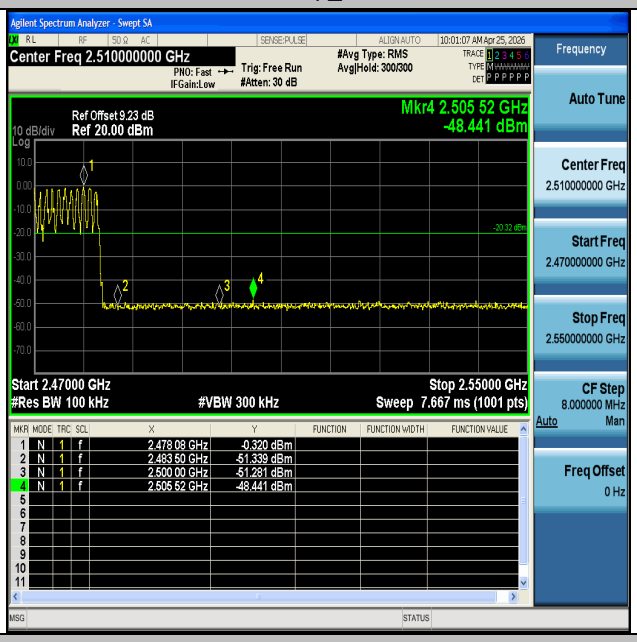

DH5-Ant1-Hop_2480-PASS

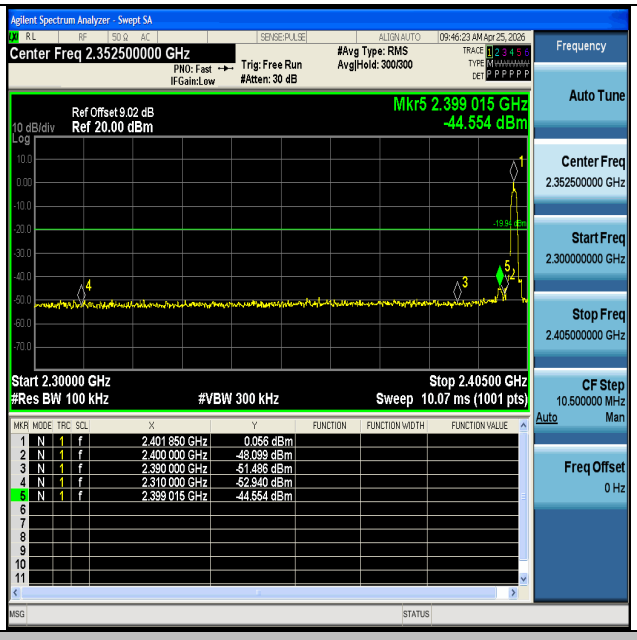

2DH5-Ant1-2402-PASS

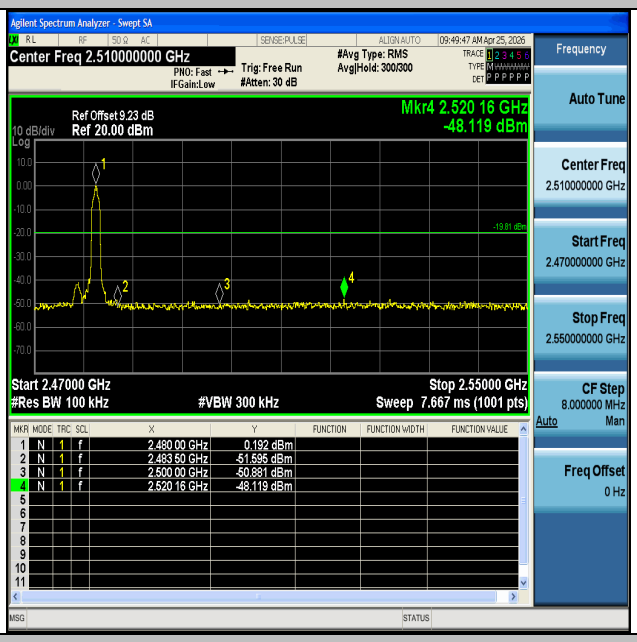

2DH5-Ant1-2480-PASS

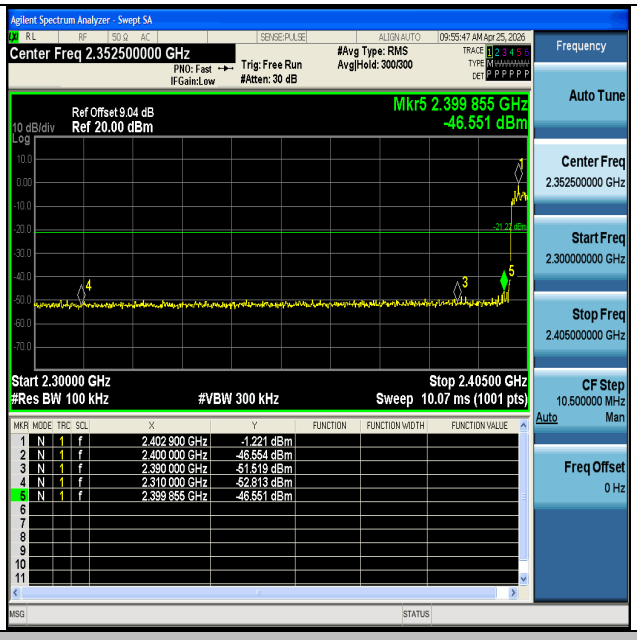

2DH5-Ant1-Hop_2402-PASS

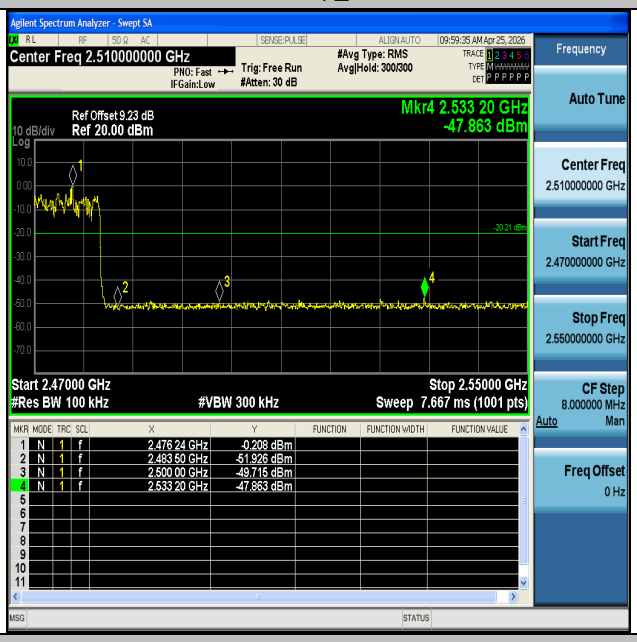

2DH5-Ant1-Hop_2480-PASS

Appendix H: Conducted Spurious Emission

Test Result

Test Mode	Antenna	Frequency [MHz]	Freq. Range [MHz]	Ref. Level [dBm]	Result [dBm]	Limit [dBm]	Verdict
DH5	Ant1	2402	0~Reference	0.44	0.44	---	PASS
DH5	Ant1	2402	30~1000	0.44	-63.22	≤-19.56	PASS
DH5	Ant1	2402	1000~26500	0.44	-34.85	≤-19.56	PASS
DH5	Ant1	2441	0~Reference	0.03	0.03	---	PASS
DH5	Ant1	2441	30~1000	0.03	-62.88	≤-19.97	PASS
DH5	Ant1	2441	1000~26500	0.03	-32.57	≤-19.97	PASS
DH5	Ant1	2480	0~Reference	0.07	0.07	---	PASS
DH5	Ant1	2480	30~1000	0.07	-61.65	≤-19.93	PASS
DH5	Ant1	2480	1000~26500	0.07	-36.42	≤-19.93	PASS
2DH5	Ant1	2402	0~Reference	0.15	0.15	---	PASS
2DH5	Ant1	2402	30~1000	0.15	-62.73	≤-19.85	PASS
2DH5	Ant1	2402	1000~26500	0.15	-34.87	≤-19.85	PASS
2DH5	Ant1	2441	0~Reference	-0.32	-0.32	---	PASS
2DH5	Ant1	2441	30~1000	-0.32	-63.14	≤-20.32	PASS
2DH5	Ant1	2441	1000~26500	-0.32	-32.48	≤-20.32	PASS
2DH5	Ant1	2480	0~Reference	-1.14	-1.14	---	PASS
2DH5	Ant1	2480	30~1000	-1.14	-61.41	≤-21.14	PASS
2DH5	Ant1	2480	1000~26500	-1.14	-36.36	≤-21.14	PASS

Note: offset(dB) in Reference test plots = cable loss(dB) + attenuator factor(dB); For spurious emissions plots from 30MHz to 26.5GHz, the cable loss and attenuator factors have been set in the 'Input Correction' of the Spectrum Analyzer during the test.

Test Graphs

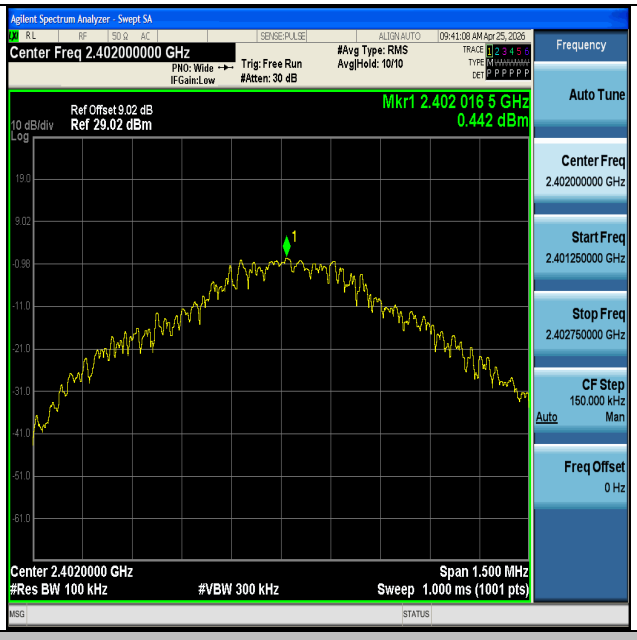

DH5-Ant1-2402-0~Reference-PASS

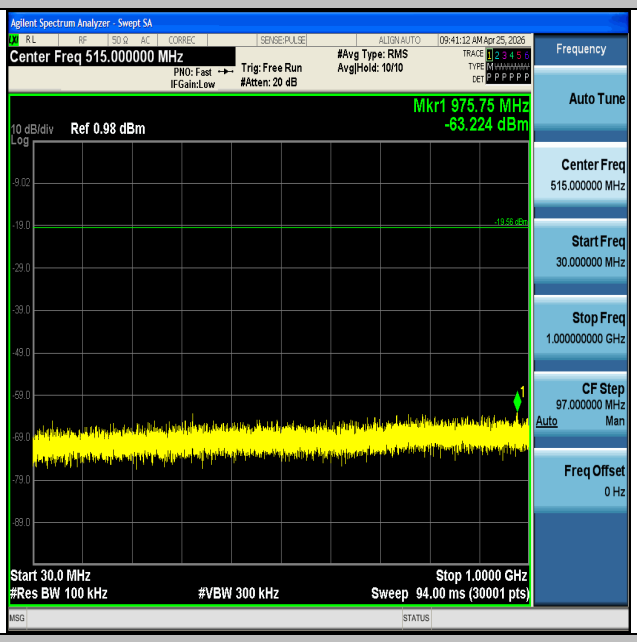

DH5-Ant1-2402-30~1000-PASS

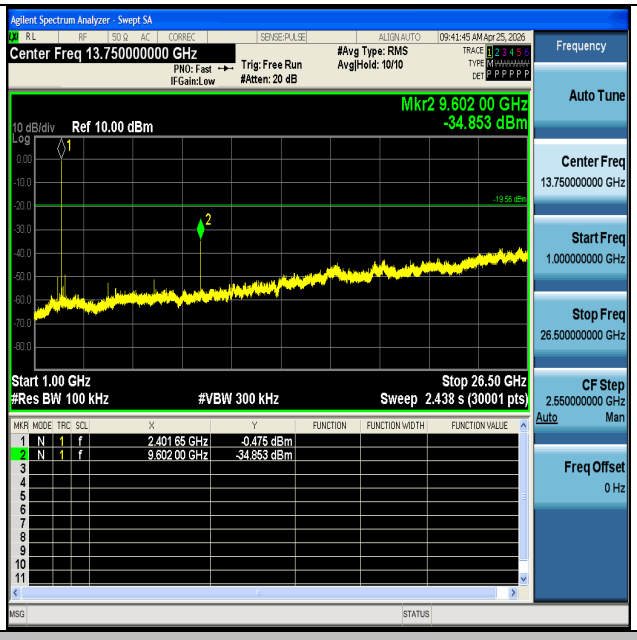

DH5-Ant1-2402-1000~26500-PASS

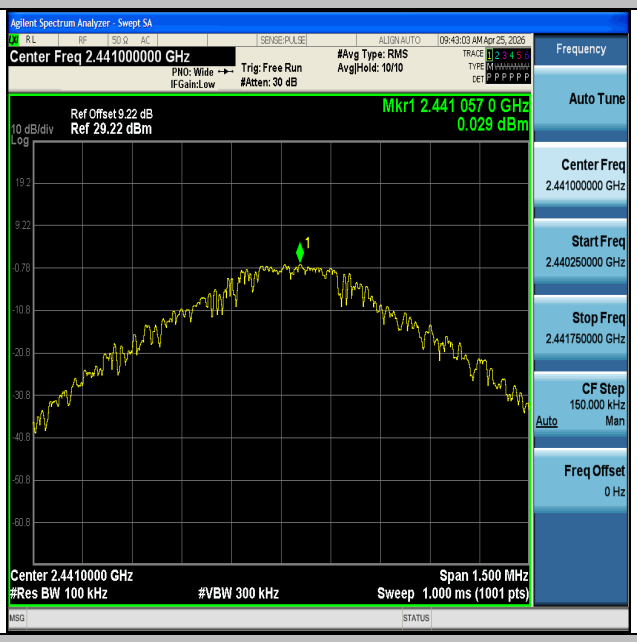

DH5-Ant1-2441-0~Reference-PASS

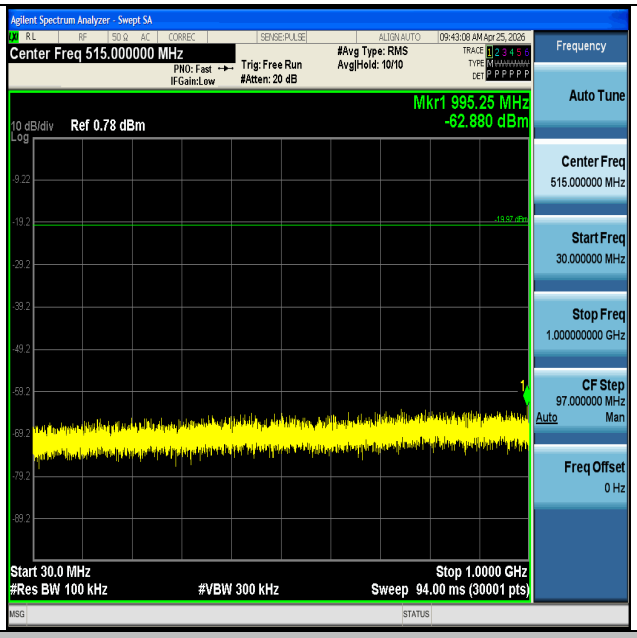

DH5-Ant1-2441-30~1000-PASS

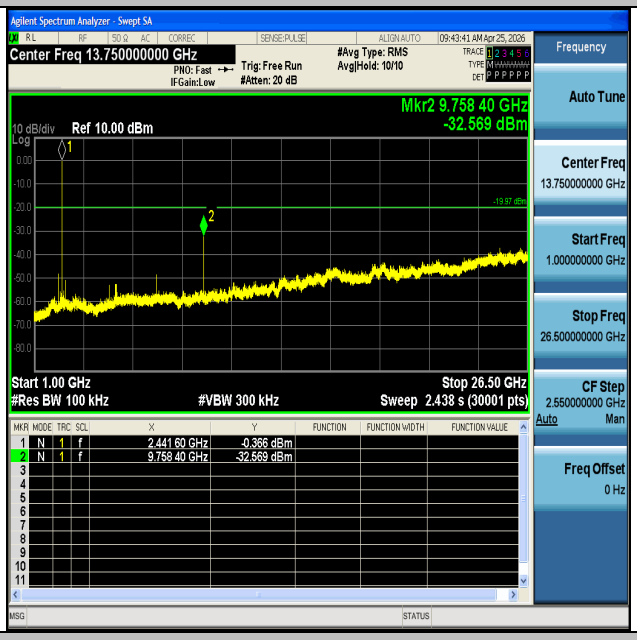

DH5-Ant1-2441-1000~26500-PASS

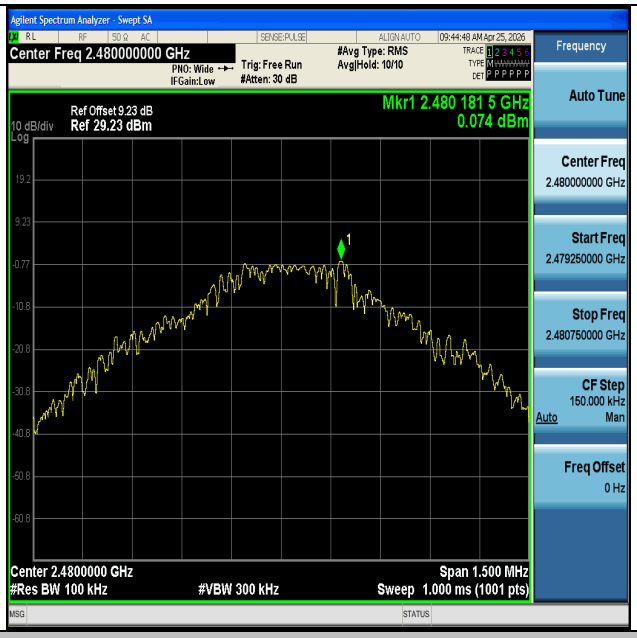

DH5-Ant1-2480-0~Reference-PASS

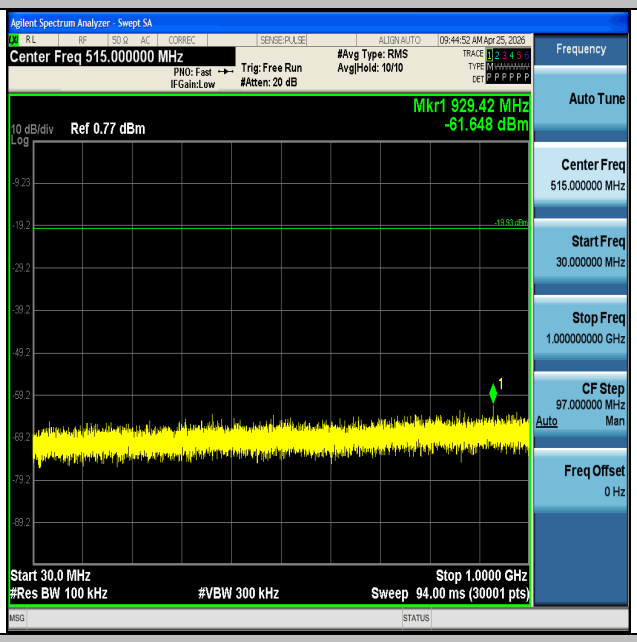

DH5-Ant1-2480-30~1000-PASS

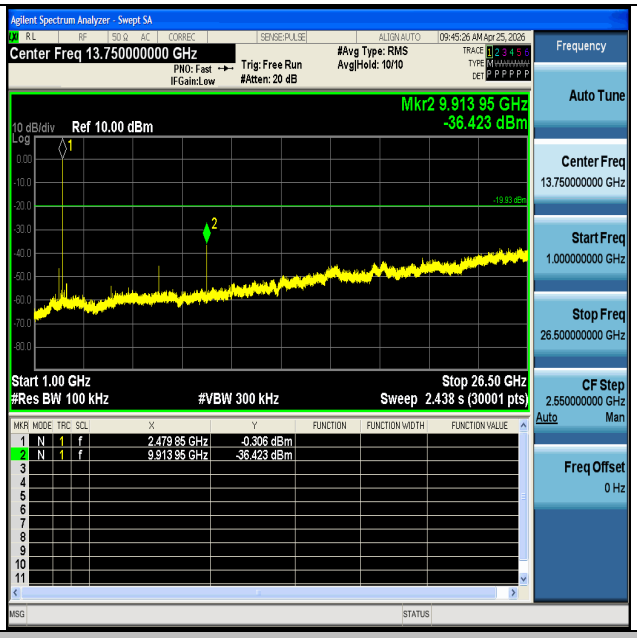

DH5-Ant1-2480-1000~26500-PASS

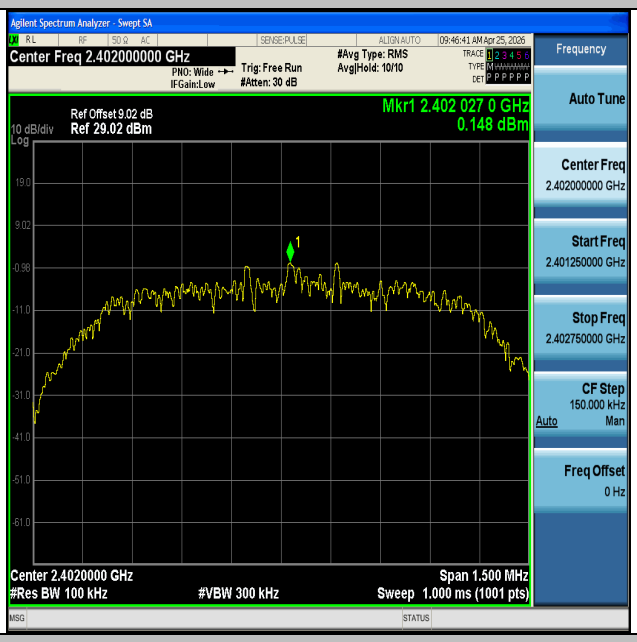

2DH5-Ant1-2402-0~Reference-PASS

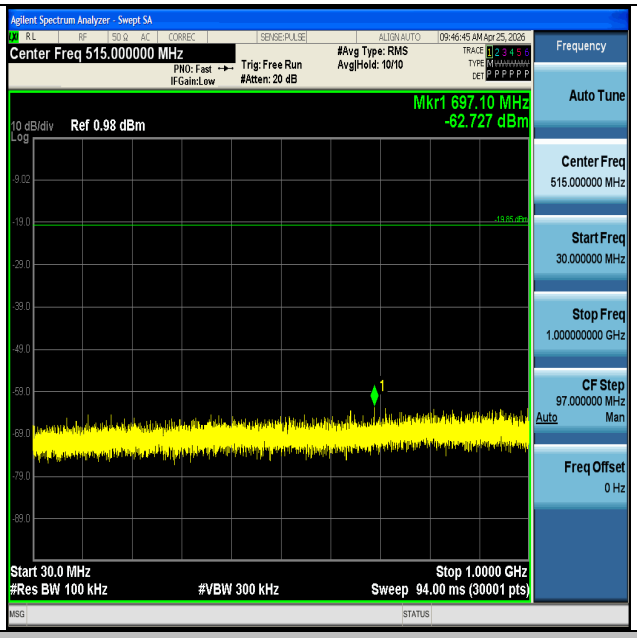

2DH5-Ant1-2402-30~1000-PASS

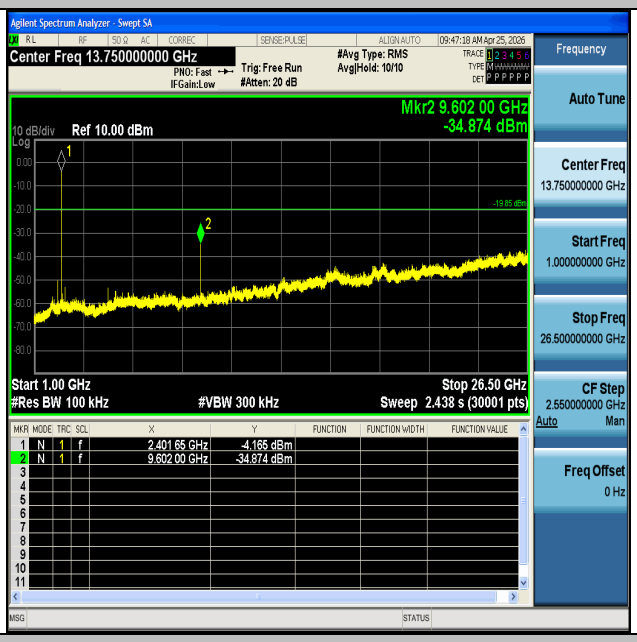

2DH5-Ant1-2402-1000~26500-PASS

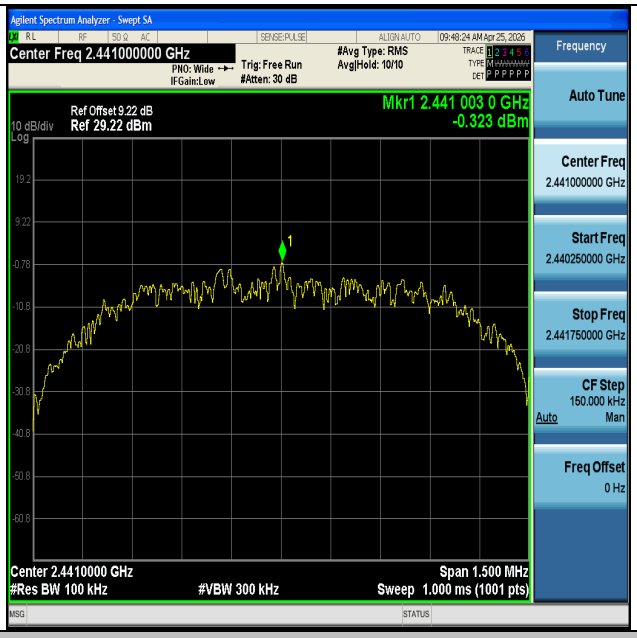

2DH5-Ant1-2441-0~Reference-PASS

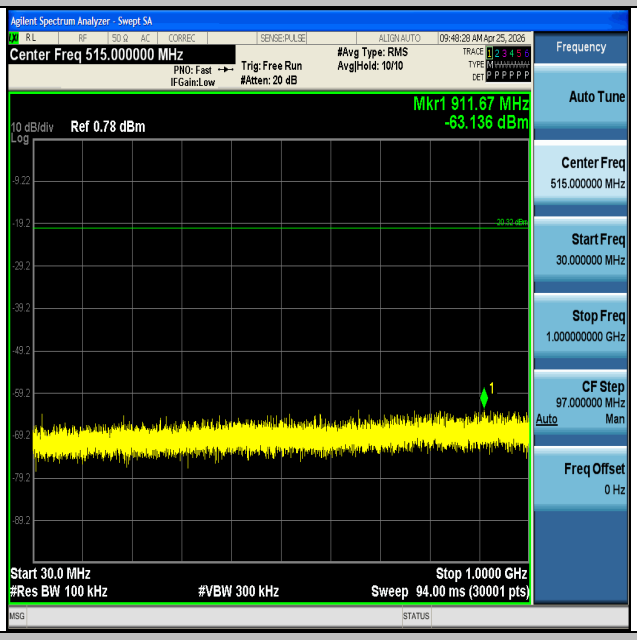

2DH5-Ant1-2441-30~1000-PASS

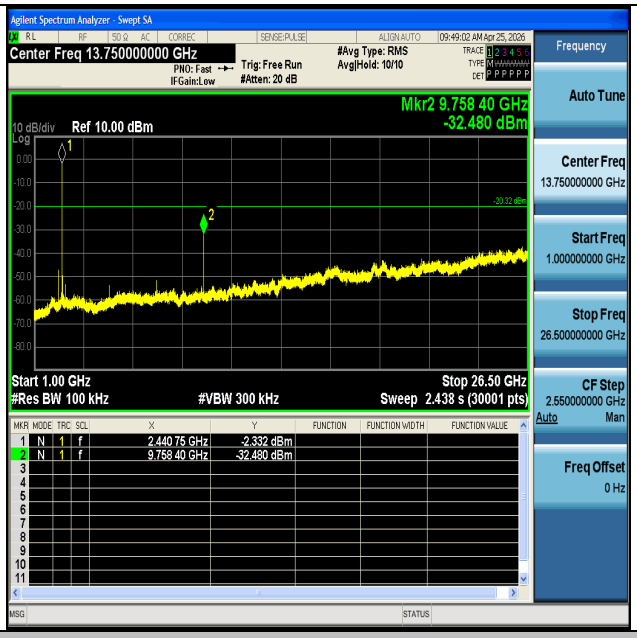

2DH5-Ant1-2441-1000~26500-PASS

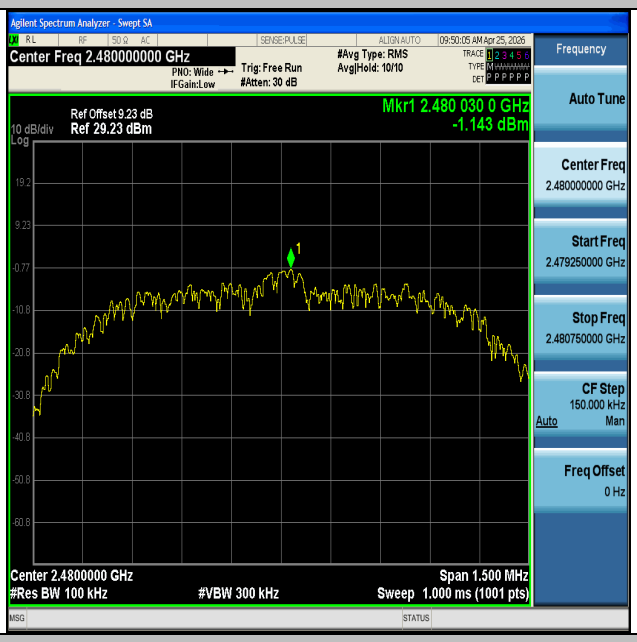

2DH5-Ant1-2480-0~Reference-PASS

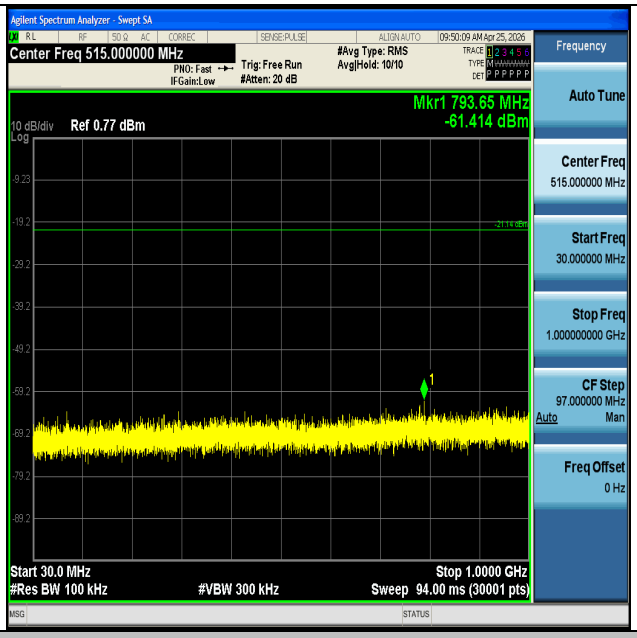

2DH5-Ant1-2480-30~1000-PASS

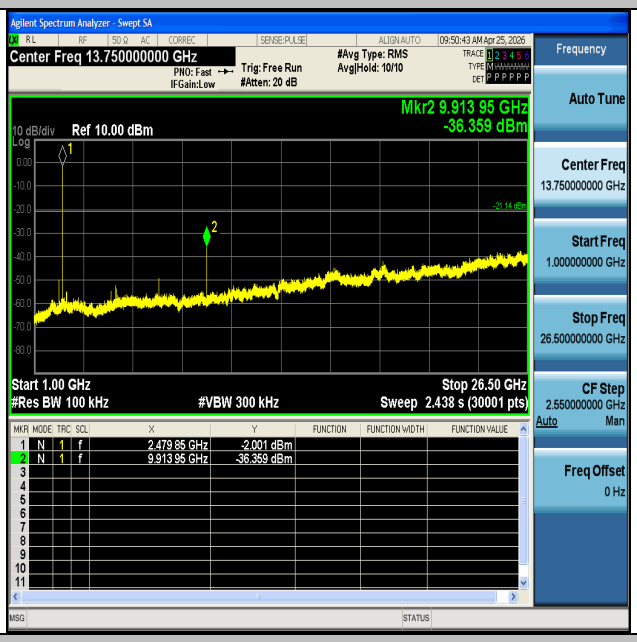

2DH5-Ant1-2480-1000~26500-PASS

Appendix I: Duty Cycle

Test Result

Test Mode	Antenna	Frequency [MHz]	ON Time [ms]	Period [ms]	Duty Cycle [%]	Duty Cycle Factor [dB]
DH5	Ant1	2402	2.89	3.75	77.07	1.13
DH5	Ant1	2441	2.89	3.75	77.07	1.13
DH5	Ant1	2480	2.89	3.75	77.07	1.13
2DH5	Ant1	2402	2.89	3.75	77.07	1.13
2DH5	Ant1	2441	2.89	3.75	77.07	1.13
2DH5	Ant1	2480	2.89	3.75	77.07	1.13

Note: offset(dB) = cable loss(dB) + attenuator factor(dB)

Test Graphs

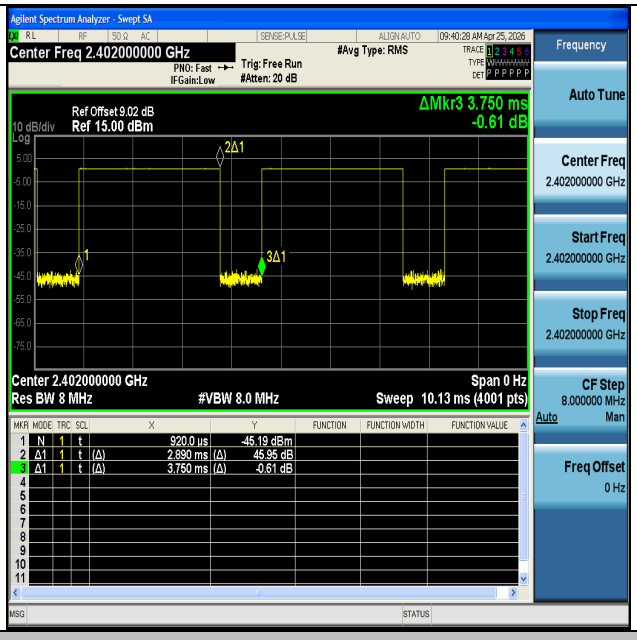

NTNV-DH5-Ant1-2402

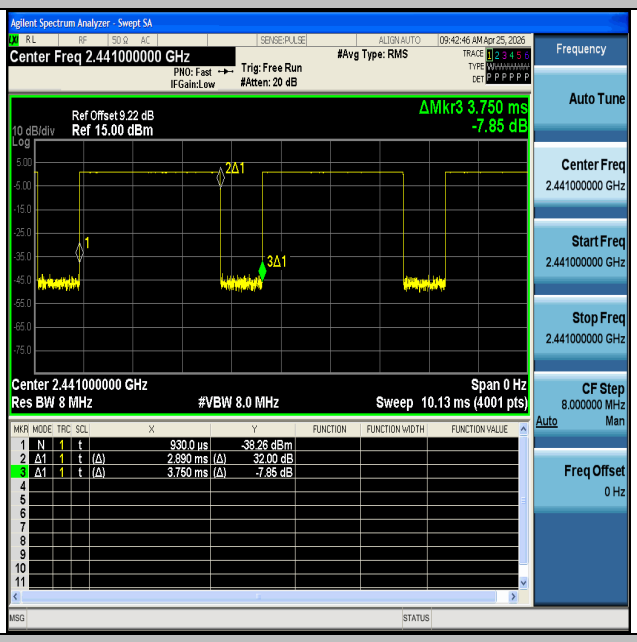

NTNV-DH5-Ant1-2441

NTNV-DH5-Ant1-2480

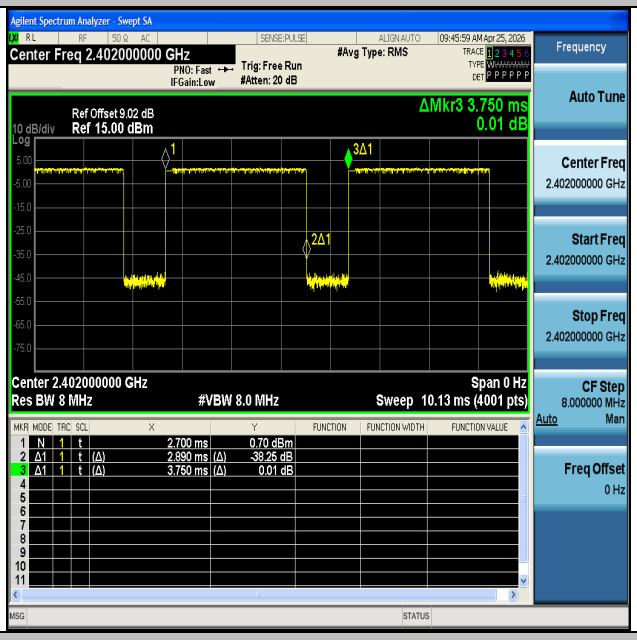

NTNV-2DH5-Ant1-2402

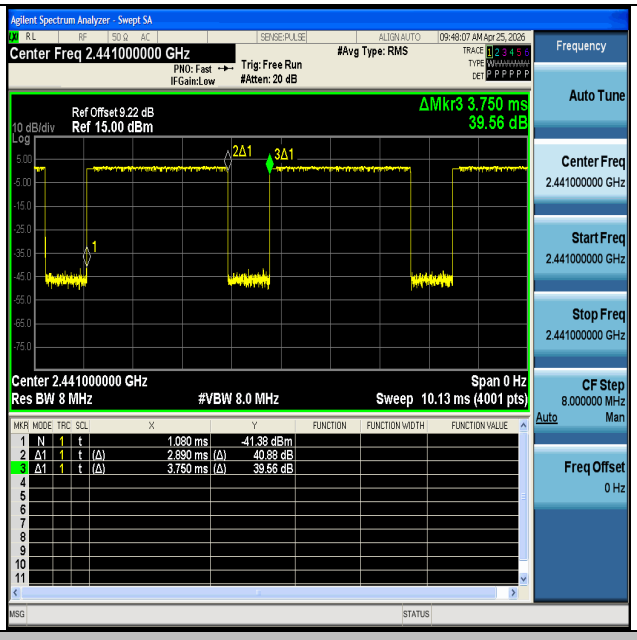

NTNV-2DH5-Ant1-2441

NTNV-2DH5-Ant1-2480