# RF Test Report

## For

| | |
|---|---|
| **Applicant name:** | **X-STORE** |
| Address: | Wantong Center, Building 3, Room 901, Yuhang District, Hangzhou, China |
| EUT name: | Wi-Fi swivel machine |
| Brand name: | N/A |
| Model number: | HD-IPC-T4A-W |
| Series model number: | N/A |
| FCC ID: | 2BULV-HDIPCT4AW |

## Issued By

| | |
|---|---|
| **Company name:** | **BTF Testing Lab (Shenzhen) Co., Ltd.** |
| Address: | Plant 101, 201 and 301, Building 1, Block 2, Tantou Industrial Park, Tantou Community, Songgang Street, Bao'an District, Shenzhen, Guangdong, China |
| Report number: | BTF251203R00401 |
| Test standards: | 47 CFR Part 15.247 |
| Test conclusion: | Pass |
| Date of sample receipt: | 2025-12-03 |
| Test date: | 2025-12-03 to 2026-01-09 |
| Date of issue: | 2026-01-29 |
| Test by: | Sean.He<br>Sean.He / Tester |
| Prepared by: | Chris Liu<br>Chris.Liu / Project engineer |
| Approved by: | Ryan.Cu / EMC Manager |

BTF Testing Lab (Shenzhen) Co., Ltd.

*Note: All the test results in this report only related to the testing samples. Which can be duplicated completely for the legal use with approval of applicant; it shall not be reproduced except in full without the written approval of BTF Testing Lab (Shenzhen) Co., Ltd., All the objections should be raised within thirty days from the date of issue. To validate the report, you can contact us.*


BTF Testing Lab (Shenzhen) Co., Ltd.
Plant 101, 201 and 301, Building 1, Block 2, Tantou Industrial Park, Tantou Community, Songgang Street, Bao'an District, Shenzhen, Guangdong, China
Email: info@btf-lab.com Tel: +86-0755-23146130 http://www.btf-lab.com

| Revision History | | |
|---|---|---|
| Version | Issue Date | Revisions Content |
| R_V0 | 2026-01-29 | Original |
| | | |

*Note:*
*Once the revision has been made, then previous versions reports are invalid.*

Total or partial reproduction of this document without permission of the Laboratory is not allowed.

BTF Testing Lab (Shenzhen) Co., Ltd.
Plant 101, 201 and 301, Building 1, Block 2, Tantou Industrial Park, Tantou Community, Songgang Street, Bao'an District, Shenzhen, Guangdong, China
Email: info@btf-lab.com Tel: +86-0755-23146130 http://www.btf-lab.com

# Table of Contents


**1 Introduction ..... 4**
1.1 Laboratory Location ..... 4
1.2 Laboratory Facility ..... 4
1.3 Announcement ..... 4
**2 Product Information ..... 5**
2.1 Application Information ..... 5
2.2 Manufacturer Information ..... 5
2.3 Factory Information ..... 5
2.4 General Description of Equipment under Test (EUT) ..... 5
2.5 Technical Information ..... 6
**3 Summary of Test Results ..... 7**
3.1 Test Standards ..... 7
3.2 Uncertainty of Test ..... 7
3.3 Summary of Test Result ..... 7
3.4 Additions to, deviations, or exclusions from the method ..... 8
**4 Test Configuration ..... 9**
4.1 Test Equipment List ..... 9
4.2 Test Auxiliary Equipment ..... 10
4.3 Test Modes ..... 10
4.4 Test Channel of EUT ..... 10
4.5 Test software ..... 11
**5 Evaluation Results (Evaluation) ..... 12**
5.1 Antenna requirement ..... 12
**6 Radio Spectrum Matter Test Results (RF) ..... 12**
6.1 Conducted Emission at AC power line ..... 12
6.1.1 Test Data ..... 14
6.2 6dB Bandwidth ..... 16
6.2.1 Test Data ..... 17
6.3 Maximum Conducted Output Power ..... 18
6.3.1 Test Data ..... 18
6.4 Power Spectral Density ..... 19
6.4.1 Test Data ..... 19
6.5 Emissions in non-restricted frequency bands ..... 20
6.5.1 Test Data ..... 20
6.6 Band edge emissions (Radiated) ..... 21
6.6.1 Test Data ..... 22
6.7 Emissions in frequency bands (below 1GHz) ..... 23
6.7.1 Test Data ..... 25
6.8 Emissions in frequency bands (above 1GHz) ..... 27
6.8.1 Test Data ..... 29
**7 Test Setup Photos ..... 31**
**8 EUT Constructional Details (EUT Photos) ..... 31**


Total or partial reproduction of this document without permission of the Laboratory is not allowed.

BTF Testing Lab (Shenzhen) Co., Ltd.
Plant 101, 201 and 301, Building 1, Block 2, Tantou Industrial Park, Tantou Community, Songgang Street, Bao'an District, Shenzhen, Guangdong, China
Email: info@btf-lab.com Tel: +86-0755-23146130 http://www.btf-lab.com

# 1 Introduction

## 1.1 Laboratory Location

| | |
|---|---|
| Test location: | BTF Testing Lab (Shenzhen) Co., Ltd. |
| Address: | Plant 101, 201 and 301, Building 1, Block 2, Tantou Industrial Park, Tantou Community, Songgang Street, Bao'an District, Shenzhen, Guangdong, China |
| Phone number: | +86-0755-23146130 |
| Fax number: | +86-0755-23146130 |

## 1.2 Laboratory Facility

The test facility is recognized, certified, or accredited by the following organizations:

- **FCC - Designation No.: CN1409**
  BTF Testing Lab (Shenzhen) Co., Ltd. has been accredited as a testing laboratory by FCC (Federal Communications Commission). The test firm Registration No. is 695374.
- **CNAS - Registration No.: CNAS L17568**
  BTF Testing Lab (Shenzhen) Co., Ltd. is accredited to ISO/IEC 17025:2017 General Requirements for the Competence of Testing and Calibration laboratories for the competence of testing. The Registration No. is CNAS L17568.
- **A2LA - Registration No.: 6660.01**
  BTF Testing Lab (Shenzhen) Co., Ltd. is accredited in accordance with the recognized International Standard ISO/IEC 17025:2017 General requirements for the competence of testing and calibration laboratories.

## 1.3 Announcement

(1) The test report reference to the report template version v0.
(2) The test report is invalid if not marked with the signatures of the persons responsible for preparing, reviewing and approving the test report.
(3) The test report is invalid if there is any evidence and/or falsification.
(4) This document may not be altered or revised in any way unless done so by BTF and all revisions are duly noted in the revisions section.
(5) Content of the test report, in part or in full, cannot be used for publicity and/or promotional purposes without prior written approval from the laboratory.
(6) The laboratory is only responsible for the data released by the laboratory, except for the part provided by the applicant.
(7) All entrusted information in this report is provided by the client and has been confirmed through consultation with the client; The testing items for this report have been discussed and confirmed with the client, and our company is only responsible for the content reflected in the report.

Total or partial reproduction of this document without permission of the Laboratory is not allowed.

BTF Testing Lab (Shenzhen) Co., Ltd.
Plant 101, 201 and 301, Building 1, Block 2, Tantou Industrial Park, Tantou Community, Songgang Street, Bao'an District, Shenzhen, Guangdong, China
Email: info@btf-lab.com Tel: +86-0755-23146130 http://www.btf-lab.com

# 2 Product Information

## 2.1 Application Information

| | |
|---|---|
| Company name: | X-STORE |
| Address: | Wantong Center, Building 3, Room 901, Yuhang District, Hangzhou, China |

## 2.2 Manufacturer Information

| | |
|---|---|
| Company name: | X-STORE |
| Address: | Wantong Center, Building 3, Room 901, Yuhang District, Hangzhou, China |

## 2.3 Factory Information

| | |
|---|---|
| Company name: | X-STORE |
| Address: | Wantong Center, Building 3, Room 901, Yuhang District, Hangzhou, China |

## 2.4 General Description of Equipment under Test (EUT)

| | |
|---|---|
| EUT name: | Wi-Fi swivel machine |
| Under test model name: | HD-IPC-T4A-W |
| Series model name: | N/A |
| Description of model name differentiation: | N/A |
| Hardware version: | N/A |
| Software version: | N/A |
| Ratings: | INPUT: DC 5V 1A<br><br>AC ADAPTER:<br>MODEL: SA0101-0501000CA<br>INPUT: 100-240V~ 50-60Hz<br>0.35A Max<br>OUTPUT: 5.0V⎓ 1.0A 5.0W |

Total or partial reproduction of this document without permission of the Laboratory is not allowed.

BTF Testing Lab (Shenzhen) Co., Ltd.
Plant 101, 201 and 301, Building 1, Block 2, Tantou Industrial Park, Tantou Community, Songgang Street, Bao'an District, Shenzhen, Guangdong, China
Email: info@btf-lab.com Tel: +86-0755-23146130 http://www.btf-lab.com

## 2.5 Technical Information

| | |
|---|---|
| Operation Frequency: | 802.11b/g/n(HT20): 2412MHz to 2462MHz; |
| Channel numbers: | 802.11b/g/n(HT20): 11 Channels; |
| Channel separation: | 5MHz |
| Modulation technology: | 802.11b: DSSS(CCK, DQPSK, DBPSK);<br>802.11g: OFDM(BPSK, QPSK, 16QAM, 64QAM);<br>802.11n(HT20 ): OFDM (BPSK, QPSK, 16QAM, 64QAM) |
| Maximum Conducted Output Power: | 15.81dBm |
| Antenna type: | FPC Antenna |
| Antenna gain: | 3dBi |

**Channel List:**

| Channel | Frequency (MHz) | Channel | Frequency (MHz) | Channel | Frequency (MHz) |
|---|---|---|---|---|---|
| 1 | 2412 | 5 | 2432 | 9 | 2452 |
| 2 | 2417 | 6 | 2437 | 10 | 2457 |
| 3 | 2422 | 7 | 2442 | 11 | 2462 |
| 4 | 2427 | 8 | 2447 | / | / |

Total or partial reproduction of this document without permission of the Laboratory is not allowed.

BTF Testing Lab (Shenzhen) Co., Ltd.
Plant 101, 201 and 301, Building 1, Block 2, Tantou Industrial Park, Tantou Community, Songgang Street, Bao'an District, Shenzhen, Guangdong, China
Email: info@btf-lab.com Tel: +86-0755-23146130 http://www.btf-lab.com

# 3 Summary of Test Results

## 3.1 Test Standards

The tests were performed according to following standards:
**47 CFR Part 15.247:** Operation within the bands 902-928 MHz, 2400-2483.5 MHz, and 5725-5850 MHz

## 3.2 Uncertainty of Test

| Measurement | Value |
|---|---|
| Conducted Emission for LISN (150kHz ~ 30MHz) | ±2.45 dB |
| Occupied Channel Bandwidth | ±5 % |
| RF output power, conducted | ±1.5 dB |
| Power Spectral Density, conducted | ±3.0 dB |
| Unwanted Emissions, conducted | ±3.0 dB |
| Radiated Emission(1GHz~18GHz) | ±4.82 dB |
| Radiated Emission(30MHZ~1000MHZ) | ±4.80 dB |
| The following measurement uncertainty levels have been estimated for tests performed on the EUT as specified in CISPR 16-4-2. This uncertainty represents an expanded uncertainty expressed at approximately the 95% confidence level using a coverage factor of k=2. | |

## 3.3 Summary of Test Result

| Item | Standard | Requirement | Result |
|---|---|---|---|
| Antenna requirement | 47 CFR Part 15.247 | 47 CFR 15.203 | Pass |
| Conducted Emission at AC power line | 47 CFR Part 15.247 | 47 CFR 15.207(a) | Pass |
| 6dB Bandwidth | 47 CFR Part 15.247 | 47 CFR 15.247(a)(2) | Pass |
| Maximum Conducted Output Power | 47 CFR Part 15.247 | 47 CFR 15.247(b)(3) | Pass |
| Power Spectral Density | 47 CFR Part 15.247 | 47 CFR 15.247(e) | Pass |
| Emissions in non-restricted frequency bands | 47 CFR Part 15.247 | 47 CFR 15.247(d) | Pass |
| Band edge emissions (Radiated) | 47 CFR Part 15.247 | 47 CFR 15.247(d), 15.209, 15.205 | Pass |
| Emissions in frequency bands (below 1GHz) | 47 CFR Part 15.247 | 47 CFR 15.247(d), 15.209, 15.205 | Pass |
| Emissions in frequency bands (above 1GHz) | 47 CFR Part 15.247 | 47 CFR 15.247(d), 15.209, 15.205 | Pass |
| ***Remark:***<br>*1. Pass: Meet the requirements.*<br>*2. N/A: not applicable.* | | | |

Total or partial reproduction of this document without permission of the Laboratory is not allowed.

BTF Testing Lab (Shenzhen) Co., Ltd.
Plant 101, 201 and 301, Building 1, Block 2, Tantou Industrial Park, Tantou Community, Songgang Street, Bao'an District, Shenzhen, Guangdong, China
Email: info@btf-lab.com Tel: +86-0755-23146130 http://www.btf-lab.com

## 3.4 Additions to, deviations, or exclusions from the method

| |
|---|
| None |

Total or partial reproduction of this document without permission of the Laboratory is not allowed.

BTF Testing Lab (Shenzhen) Co., Ltd.
Plant 101, 201 and 301, Building 1, Block 2, Tantou Industrial Park, Tantou Community, Songgang Street, Bao'an District, Shenzhen, Guangdong, China
Email: info@btf-lab.com Tel: +86-0755-23146130 http://www.btf-lab.com

# 4 Test Configuration

## 4.1 Test Equipment List

| Conducted Emission at AC power line | | | | | |
|---|---|---|---|---|---|
| Test Equipment | Manufacturer | Model | Serial No. | Cal. Date | Cal. Due |
| Test Software | Frad | EZ_EMC | Version: EMC-CON 3A1.1+ | / | / |
| EMI Receiver | Rohde & Schwarz | ESCI3 | 101422 | 2025-10-17 | 2026-10-16 |
| V-LISN | Schwarzbeck | NSLK 8127 | 01073 | 2025-08-23 | 2026-08-22 |
| Coaxial Switcher | Schwarzbeck | CX210 | CX210 | / | / |
| Pulse Limiter | Schwarzbeck | VTSD 9561-F | 00953 | / | / |
| LISN-Cable | REBES Talent | LISN9K30M | 21101580 | 2025-08-23 | 2026-08-22 |

| Power Spectral Density<br>Emissions in non-restricted frequency bands<br>6dB Bandwidth<br>Maximum Conducted Output Power | | | | | |
|---|---|---|---|---|---|
| Test Equipment | Manufacturer | Model | Serial No. | Cal. Date | Cal. Due |
| Test Software | TST Pass | / | Version: 2.0 | / | / |
| Cell Site Test Set | HP | 8921A | US35010158 | 2025-10-17 | 2026-10-16 |
| Spectrum Analyzer | Keysight | N9020A | MY50410020 | 2025-10-17 | 2026-10-16 |
| ESG Vector Signal Generator | Agilent | E4438C | MY45094854 | 2025-10-17 | 2026-10-16 |
| MXG Vector Signal Generator | Agilent | N5182A | MY46240163 | 2025-10-17 | 2026-10-16 |
| Wideband Radio Communication Tester | Rohde&Schwarz | CMW500 | 161997 | 2025-10-17 | 2026-10-16 |
| Programmable Constant Temperature And Humidity Test Chamber | ZZCKONG | ZZ-K02A | 20210928007 | 2025-10-17 | 2026-10-16 |
| DC Power Supply | Tongmen | etm-6050c | 20211026123 | 2025-10-17 | 2026-10-16 |
| RF Control Unit | Techy | TR1029-1 | / | 2025-10-17 | 2026-10-16 |
| RF Sensor Unit | Techy | TR1029-2 | / | 2025-10-17 | 2026-10-16 |
| RF shielding box | Yinuoxin Electronics | 50*50*50 cm | / | 2025-05-26 | 2026-05-25 |

Total or partial reproduction of this document without permission of the Laboratory is not allowed.

BTF Testing Lab (Shenzhen) Co., Ltd.
Plant 101, 201 and 301, Building 1, Block 2, Tantou Industrial Park, Tantou Community, Songgang Street, Bao'an District, Shenzhen, Guangdong, China
Email: info@btf-lab.com Tel: +86-0755-23146130 http://www.btf-lab.com

| Emissions in frequency bands (above 1GHz)<br>Band edge emissions (Radiated)<br>Emissions in frequency bands (below 1GHz) | | | | | |
|---|---|---|---|---|---|
| Test Equipment | Manufacturer | Model | Serial No. | Cal. Date | Cal. Due |
| Test Software | Frad | EZ_EMC | Version: FA-03A2 RE+ | / | / |
| EMI Receiver | Rohde & Schwarz | ESCI7 | 101032 | 2025-10-17 | 2026-10-16 |
| Signal Analyzer | Rohde & Schwarz | FSQ40 | 100010 | 2025-10-17 | 2026-10-16 |
| Log periodic antenna | Schwarzbeck | VULB 9168 | 01328 | 2025-10-18 | 2026-10-17 |
| Preamplifier (30MHz ~ 1GHz) | Schwarzbeck | BBV9744 | 00246 | 2025-05-26 | 2026-05-25 |
| BELOW-Cable | REBES Talent | 9K1G | 21101576 | 2025-08-23 | 2026-08-22 |
| Horn Antenna | Schwarzbeck | BBHA9120D | 2597 | 2025-10-18 | 2026-10-17 |
| Preamplifier (1GHz ~ 18GHz) | Schwarzbeck | BBV9718D | 00008 | 2025-10-18 | 2026-10-17 |
| Preamplifier | TSTPASS | LNA10180G45 | TS2215007 | 2025-05-26 | 2026-05-25 |
| ABOVE-Cable | REBES Talent | 1~18G | 21101558 | 2025-08-23 | 2026-08-22 |
| Horn Antenna | SCHWARZBECK | BBHA9170 | 1157 | 2025-10-18 | 2026-10-17 |
| Low Noise Pre-amplifier | Sket | LNPA_1840G-50 | SK2022032902 | 2025-10-17 | 2026-10-16 |
| ABOVE-Cable2 | REBES Talent | 18~40G | 21101686 | 2025-08-23 | 2026-08-22 |
| ABOVE-Cable1 | REBES Talent | 18~40G | 21101687 | 2025-08-23 | 2026-08-22 |

## 4.2 Test Auxiliary Equipment

The EUT has been tested as an independent unit.

## 4.3 Test Modes

| No. | Test Modes |
|---|---|
| TM1 | 802.11b mode |
| TM2 | 802.11g mode |
| TM3 | 802.11n(HT20) mode |

## 4.4 Test Channel of EUT

**Operation Band: 2400-2483.5 MHz**

| Bandwidth (MHz) | Lowest Channel (LCH) (MHz) | Middle Channel (MCH) (MHz) | Highest Channel (HCH) (MHz) |
|---|---|---|---|
| 20 | 2412 | 2437 | 2462 |

Total or partial reproduction of this document without permission of the Laboratory is not allowed.

BTF Testing Lab (Shenzhen) Co., Ltd.
Plant 101, 201 and 301, Building 1, Block 2, Tantou Industrial Park, Tantou Community, Songgang Street, Bao'an District, Shenzhen, Guangdong, China
Email: info@btf-lab.com Tel: +86-0755-23146130 http://www.btf-lab.com

## 4.5 Test software

| Test software: | Version: | Power Class: |
|---|---|---|
| test_gui_litepoint.exe | V2.10.108 | 802.11b: 8.5<br>802.11g: 8.5<br>802.11n: 8.5 |

Total or partial reproduction of this document without permission of the Laboratory is not allowed.

BTF Testing Lab (Shenzhen) Co., Ltd.
Plant 101, 201 and 301, Building 1, Block 2, Tantou Industrial Park, Tantou Community, Songgang Street, Bao'an District, Shenzhen, Guangdong, China
Email: info@btf-lab.com Tel: +86-0755-23146130 http://www.btf-lab.com

# 5 Evaluation Results (Evaluation)

## 5.1 Antenna requirement

**§15.203 requirement:**

An intentional radiator shall be designed to ensure that no antenna other than that furnished by the responsible party shall be used with the device. The use of a permanently attached antenna or of an antenna that uses a unique coupling to the intentional radiator, the manufacturer may design the unit so that a broken antenna can be replaced by the user, but the use of a standard antenna jack or electrical connector is prohibited.

**§15.247(b) (4) requirement:**

(4) The conducted output power limit specified in paragraph (b) of this section is based on the use of antennas with directional gains that do not exceed 6 dBi. Except as shown in paragraph (c) of this section, if transmitting antennas of directional gain greater than 6 dBi are used, the conducted output power from the intentional radiator shall be reduced below the stated values in paragraphs (b)(1), (b)(2), and (b)(3) of this section, as appropriate, by the amount in dB that the directional gain of the antenna exceeds 6 dBi.

| | |
|---|---|
| **E.U.T Antenna:** | The Bluetooth antenna is an FPC Antenna which permanently attached, and the best case gain of the antenna is 3 dBi. See product internal photos for details. |

# 6 Radio Spectrum Matter Test Results (RF)

## 6.1 Conducted Emission at AC power line

| | |
|---|---|
| Test Requirement: | Refer to 47 CFR 15.207(a), Except as shown in paragraphs (b)and (c)of this section, for an intentional radiator that is designed to be connected to the public utility (AC) power line, the radio frequency voltage that is conducted back onto the AC power line on any frequency or frequencies, within the band 150 kHz to 30 MHz, shall not exceed the limits in the following table, as measured using a 50 μH/50 ohms line impedance stabilization network (LISN). |
| Test Method: | ANSI C63.10-2020 section 6.2 |
| Test Limit: | |

| Frequency of emission (MHz) | Conducted limit (dBμV) | |
|---|---|---|
| | Quasi-peak | Average |
| 0.15-0.5 | 66 to 56* | 56 to 46* |
| 0.5-5 | 56 | 46 |
| 5-30 | 60 | 50 |

*Decreases with the logarithm of the frequency.

| | |
|---|---|
| Procedure: | Refer to ANSI C63.10-2020 section 6.2, standard test method for ac power-line conducted emissions from unlicensed wireless devices |

Total or partial reproduction of this document without permission of the Laboratory is not allowed.

BTF Testing Lab (Shenzhen) Co., Ltd.
Plant 101, 201 and 301, Building 1, Block 2, Tantou Industrial Park, Tantou Community, Songgang Street, Bao'an District, Shenzhen, Guangdong, China
Email: info@btf-lab.com Tel: +86-0755-23146130 http://www.btf-lab.com

| | |
|---|---|
| Test Setup: | 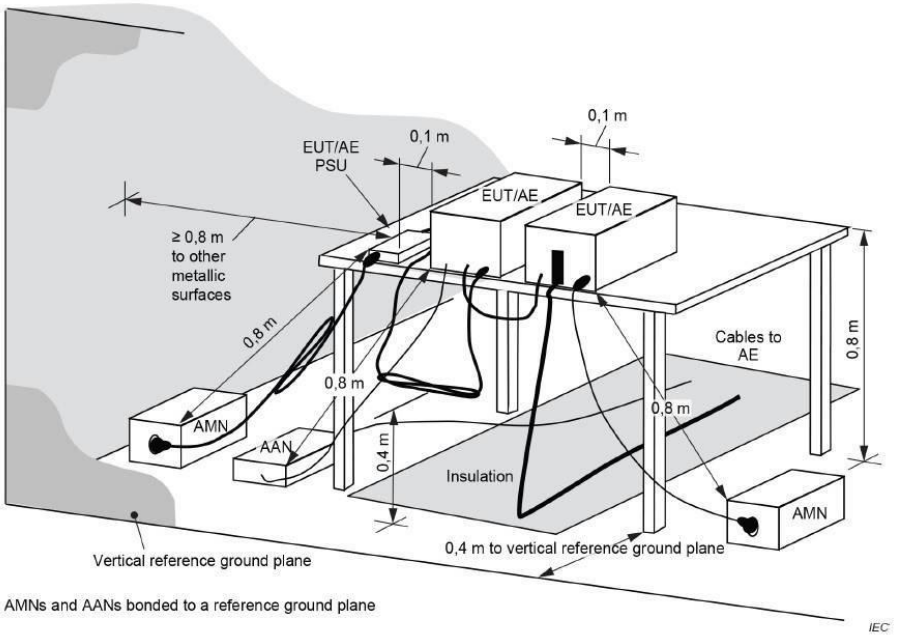 |
| Operating Environment: | |
| Temperature: | 24.6 °C |
| Humidity: | 55 % |
| Atmospheric Pressure: | 1010 mbar |
| Test voltage: | AC 120Hz 60Hz |

Total or partial reproduction of this document without permission of the Laboratory is not allowed.

BTF Testing Lab (Shenzhen) Co., Ltd.
Plant 101, 201 and 301, Building 1, Block 2, Tantou Industrial Park, Tantou Community, Songgang Street, Bao'an District, Shenzhen, Guangdong, China
Email: info@btf-lab.com Tel: +86-0755-23146130 http://www.btf-lab.com

### 6.1.1 Test Data

Remark: The report only reflects the test data of worst mode.

TM1 / Line: Line / Band: 2400-2483.5 MHz / BW: 20 / CH: M

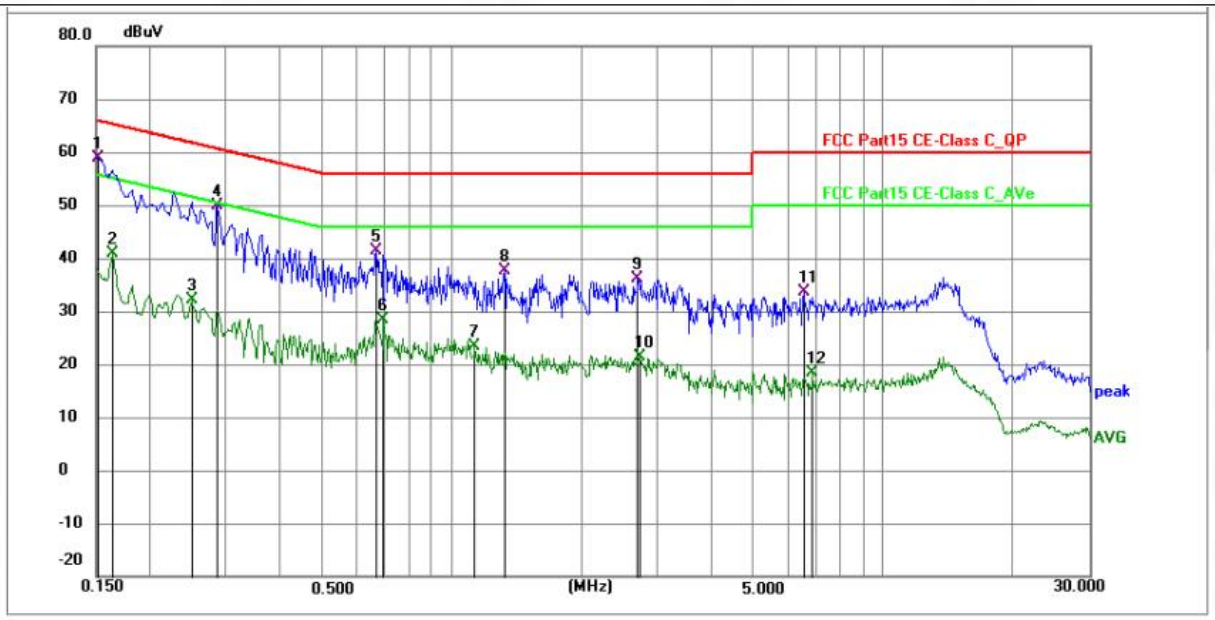


| No. | Frequency (MHz) | Reading (dBuV) | Factor (dB) | Level (dBuV) | Limit (dBuV) | Margin (dB) | Detector | P/F | Remark |
|---|---|---|---|---|---|---|---|---|---|
| 1 * | 0.1514 | 48.64 | 10.12 | 58.76 | 65.92 | -7.16 | QP | P | |
| 2 | 0.1632 | 30.75 | 10.18 | 40.93 | 55.30 | -14.37 | AVG | P | |
| 3 | 0.2490 | 22.02 | 10.06 | 32.08 | 51.79 | -19.71 | AVG | P | |
| 4 | 0.2850 | 39.83 | 10.11 | 49.94 | 60.67 | -10.73 | QP | P | |
| 5 | 0.6673 | 31.07 | 10.19 | 41.26 | 56.00 | -14.74 | QP | P | |
| 6 | 0.6945 | 18.05 | 10.21 | 28.26 | 46.00 | -17.74 | AVG | P | |
| 7 | 1.1310 | 13.19 | 10.17 | 23.36 | 46.00 | -22.64 | AVG | P | |
| 8 | 1.3290 | 27.37 | 10.19 | 37.56 | 56.00 | -18.44 | QP | P | |
| 9 | 2.6924 | 25.92 | 10.23 | 36.15 | 56.00 | -19.85 | QP | P | |
| 10 | 2.7330 | 11.08 | 10.23 | 21.31 | 46.00 | -24.69 | AVG | P | |
| 11 | 6.5354 | 23.35 | 10.36 | 33.71 | 60.00 | -26.29 | QP | P | |
| 12 | 6.8414 | 7.88 | 10.38 | 18.26 | 50.00 | -31.74 | AVG | P | |

Total or partial reproduction of this document without permission of the Laboratory is not allowed.

BTF Testing Lab (Shenzhen) Co., Ltd.
Plant 101, 201 and 301, Building 1, Block 2, Tantou Industrial Park, Tantou Community, Songgang Street, Bao'an District, Shenzhen, Guangdong, China
Email: info@btf-lab.com Tel: +86-0755-23146130 http://www.btf-lab.com

TM1 / Line: Neutral / Band: 2400-2483.5 MHz / BW: 20 / CH: M

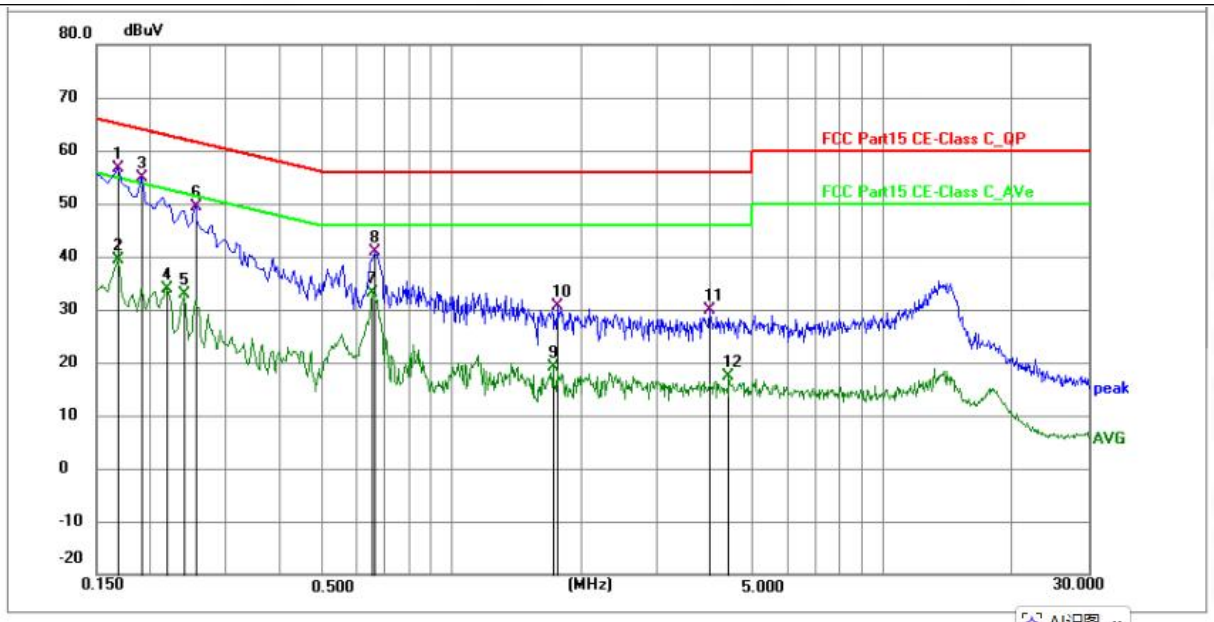


| No. | Frequency (MHz) | Reading (dBuV) | Factor (dB) | Level (dBuV) | Limit (dBuV) | Margin (dB) | Detector | P/F | Remark |
|---|---|---|---|---|---|---|---|---|---|
| 1 * | 0.1680 | 46.57 | 10.11 | 56.68 | 65.06 | -8.38 | QP | P | |
| 2 | 0.1680 | 29.25 | 10.11 | 39.36 | 55.06 | -15.70 | AVG | P | |
| 3 | 0.1905 | 44.83 | 10.12 | 54.95 | 64.01 | -9.06 | QP | P | |
| 4 | 0.2174 | 23.71 | 10.12 | 33.83 | 52.92 | -19.09 | AVG | P | |
| 5 | 0.2400 | 22.74 | 10.12 | 32.86 | 52.10 | -19.24 | AVG | P | |
| 6 | 0.2535 | 39.33 | 10.12 | 49.45 | 61.64 | -12.19 | QP | P | |
| 7 | 0.6540 | 22.88 | 10.15 | 33.03 | 46.00 | -12.97 | AVG | P | |
| 8 | 0.6630 | 30.77 | 10.15 | 40.92 | 56.00 | -15.08 | QP | P | |
| 9 | 1.7250 | 8.88 | 10.20 | 19.08 | 46.00 | -26.92 | AVG | P | |
| 10 | 1.7610 | 20.50 | 10.21 | 30.71 | 56.00 | -25.29 | QP | P | |
| 11 | 3.9704 | 19.49 | 10.29 | 29.78 | 56.00 | -26.22 | QP | P | |
| 12 | 4.3845 | 7.06 | 10.31 | 17.37 | 46.00 | -28.63 | AVG | P | |

Note:Margin=Level-Limit=Reading+factor-Limit

Total or partial reproduction of this document without permission of the Laboratory is not allowed.

BTF Testing Lab (Shenzhen) Co., Ltd.
Plant 101, 201 and 301, Building 1, Block 2, Tantou Industrial Park, Tantou Community, Songgang Street, Bao'an District, Shenzhen, Guangdong, China
Email: info@btf-lab.com Tel: +86-0755-23146130 http://www.btf-lab.com

## 6.2 6dB Bandwidth

| | |
|---|---|
| Test Requirement: | 47 CFR 15.247(a)(2) |
| Test Method: | ANSI C63.10-2020, section 11.8<br>KDB 558074 D01 15.247 Meas Guidance v05r02 |
| Test Limit: | Refer to 47 CFR 15.247(a)(2), Systems using digital modulation techniques may operate in the 902-928 MHz, and 2400-2483.5 MHz bands. The minimum 6 dB bandwidth shall be at least 500 kHz. |
| Procedure: | 11.8.1 Option 1<br>The steps for the first option are as follows:<br>a) Set RBW = shall be in the range of 1% to 5% of the OBW but not less than 100 kHz.<br>b) Set the VBW ≥ [3 × RBW].<br>c) Detector = peak.<br>d) Trace mode = max-hold.<br>e) Sweep = No faster than coupled (auto) time.<br>f) Allow the trace to stabilize.<br>g) Measure the maximum width of the emission by placing two markers, one at the lowest frequency and the other at the highest frequency of the envelope of the spectral display, such that each marker is at or slightly below the "−6 dB down amplitude". If a marker is below this "−6 dB down amplitude" value, then it shall be as close as possible to this value.<br><br>11.8.2 Option 2<br>The automatic bandwidth measurement capability of an instrument may be employed using the X dB bandwidth mode with X set to 6 dB, if the functionality described in 11.8.1 (i.e., RBW = 100 kHz, VBW ≥ 3 × RBW, and peak detector with maximum hold) is implemented by the instrumentation function.<br>When using this capability, care shall be taken so that the bandwidth measurement is not influenced by any intermediate power nulls in the fundamental emission that might be ≥ 6 dB. |
| Test Setup: | 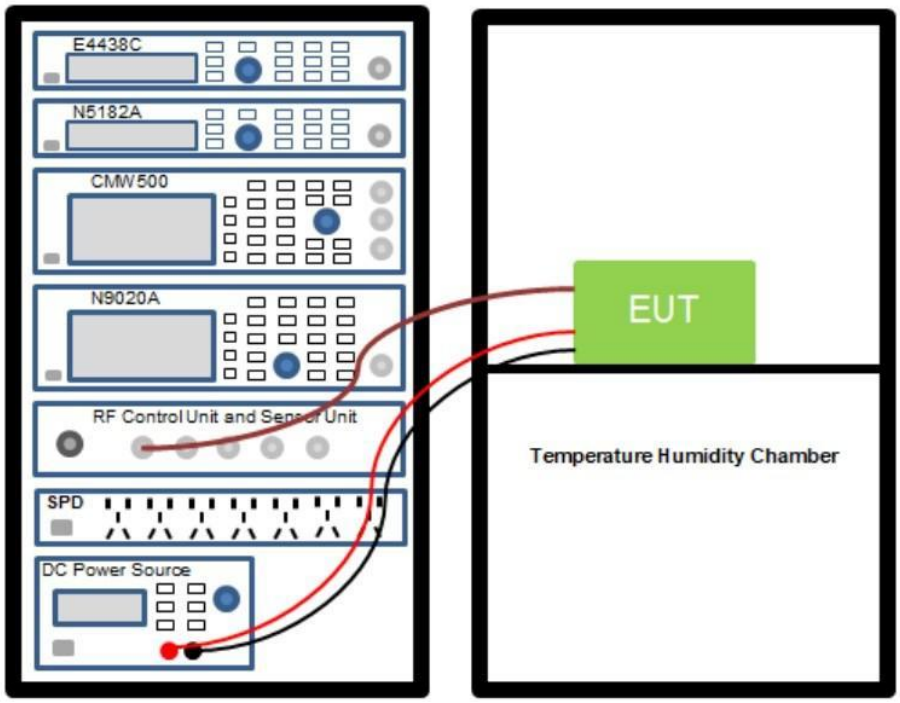 |


BTF Testing Lab (Shenzhen) Co., Ltd.
Plant 101, 201 and 301, Building 1, Block 2, Tantou Industrial Park, Tantou Community, Songgang Street, Bao'an District, Shenzhen, Guangdong, China
Email: info@btf-lab.com Tel: +86-0755-23146130 http://www.btf-lab.com

| | |
|---|---|
| Operating Environment: | |
| Temperature: | 22.8 °C |
| Humidity: | 49.4 % |
| Atmospheric Pressure: | 1010 mbar |
| Test voltage: | AC 120Hz 60Hz |

### 6.2.1 Test Data

Please Refer to Appendix-2.4GWIFI for Details.

Total or partial reproduction of this document without permission of the Laboratory is not allowed.

BTF Testing Lab (Shenzhen) Co., Ltd.
Plant 101, 201 and 301, Building 1, Block 2, Tantou Industrial Park, Tantou Community, Songgang Street, Bao'an District, Shenzhen, Guangdong, China
Email: info@btf-lab.com Tel: +86-0755-23146130 http://www.btf-lab.com

## 6.3 Maximum Conducted Output Power

| | |
|---|---|
| Test Requirement: | 47 CFR 15.247(b)(3) |
| Test Method: | ANSI C63.10-2020, section 11.9.2<br>KDB 558074 D01 15.247 Meas Guidance v05r02 |
| Test Limit: | Refer to 47 CFR 15.247(b)(3), For systems using digital modulation in the 902-928 MHz, 2400-2483.5 MHz, and 5725-5850 MHz bands: 1 Watt. As an alternative to a peak power measurement, compliance with the one Watt limit can be based on a measurement of the maximum conducted output power. Maximum Conducted Output Power is defined as the total transmit power delivered to all antennas and antenna elements averaged across all symbols in the signaling alphabet when the transmitter is operating at its maximum power control level. Power must be summed across all antennas and antenna elements. The average must not include any time intervals during which the transmitter is off or is transmitting at a reduced power level. If multiple modes of operation are possible (e.g., alternative modulation methods), the maximum conducted output power is the highest total transmit power occurring in any mode. |
| Procedure: | ANSI C63.10-2020, section 11.9.2 Maximum conducted (average) output power |
| Test Setup: | 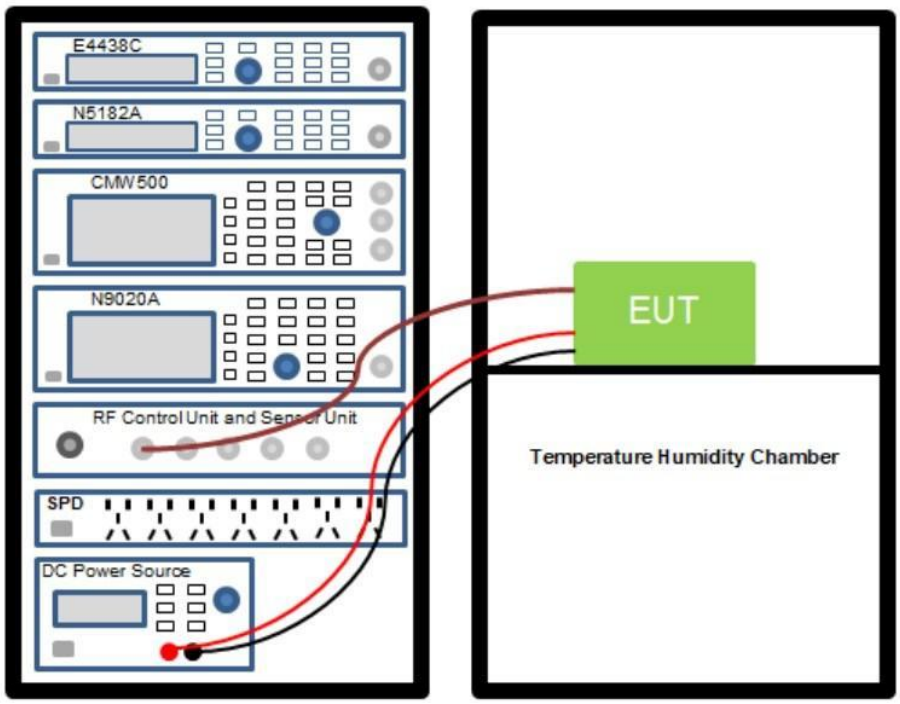 |
| Operating Environment: | |
| Temperature: | 24 °C |
| Humidity: | 49.9 % |
| Atmospheric Pressure: | 1010 mbar |
| Test voltage: | AC 120Hz 60Hz |

### 6.3.1 Test Data

Please Refer to Appendix-2.4GWIFI for Details.


BTF Testing Lab (Shenzhen) Co., Ltd.
Plant 101, 201 and 301, Building 1, Block 2, Tantou Industrial Park, Tantou Community, Songgang Street, Bao'an District, Shenzhen, Guangdong, China
Email: info@btf-lab.com Tel: +86-0755-23146130 http://www.btf-lab.com

## 6.4 Power Spectral Density

| | |
|---|---|
| Test Requirement: | 47 CFR 15.247(e) |
| Test Method: | ANSI C63.10-2020, section 11.10<br>KDB 558074 D01 15.247 Meas Guidance v05r02 |
| Test Limit: | Refer to 47 CFR 15.247(e), For digitally modulated systems, the power spectral density conducted from the intentional radiator to the antenna shall not be greater than 8 dBm in any 3 kHz band during any time interval of continuous transmission. This power spectral density shall be determined in accordance with the provisions of paragraph (b) of this section. The same method of determining the conducted output power shall be used to determine the power spectral density. |
| Procedure: | ANSI C63.10-2020, section 11.10, Maximum power spectral density level in the fundamental emission |
| Test Setup: | 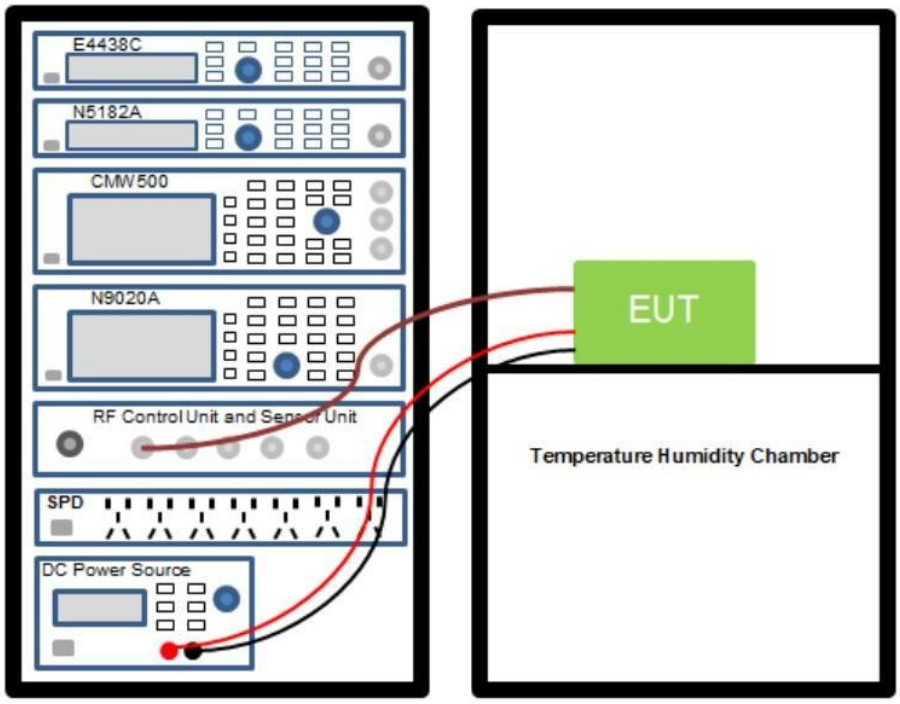 |
| Operating Environment: | |
| Temperature: | 24.7 °C |
| Humidity: | 50.6 % |
| Atmospheric Pressure: | 1010 mbar |
| Test voltage: | AC 120Hz 60Hz |

### 6.4.1 Test Data

Please Refer to Appendix-2.4GWIFI for Details.


BTF Testing Lab (Shenzhen) Co., Ltd.
Plant 101, 201 and 301, Building 1, Block 2, Tantou Industrial Park, Tantou Community, Songgang Street, Bao'an District, Shenzhen, Guangdong, China
Email: info@btf-lab.com Tel: +86-0755-23146130 http://www.btf-lab.com

## 6.5 Emissions in non-restricted frequency bands

| | |
|---|---|
| Test Requirement: | 47 CFR 15.247(d) |
| Test Method: | ANSI C63.10-2020 section 11.11<br>KDB 558074 D01 15.247 Meas Guidance v05r02 |
| Test Limit: | Refer to 47 CFR 15.247(d), In any 100 kHz bandwidth outside the frequency band in which the spread spectrum or digitally modulated intentional radiator is operating, the radio frequency power that is produced by the intentional radiator shall be at least 20 dB below that in the 100 kHz bandwidth within the band that contains the highest level of the desired power, based on either an RF conducted or a radiated measurement, provided the transmitter demonstrates compliance with the peak conducted power limits. If the transmitter complies with the conducted power limits based on the use of RMS averaging over a time interval, as permitted under paragraph (b)(3) of this section, the attenuation required under this paragraph shall be 30 dB instead of 20 dB. Attenuation below the general limits specified in § 15.209(a) is not required. |
| Procedure: | ANSI C63.10-2020<br>Section 11.11.1, Section 11.11.2, Section 11.11.3 |
| Test Setup: | 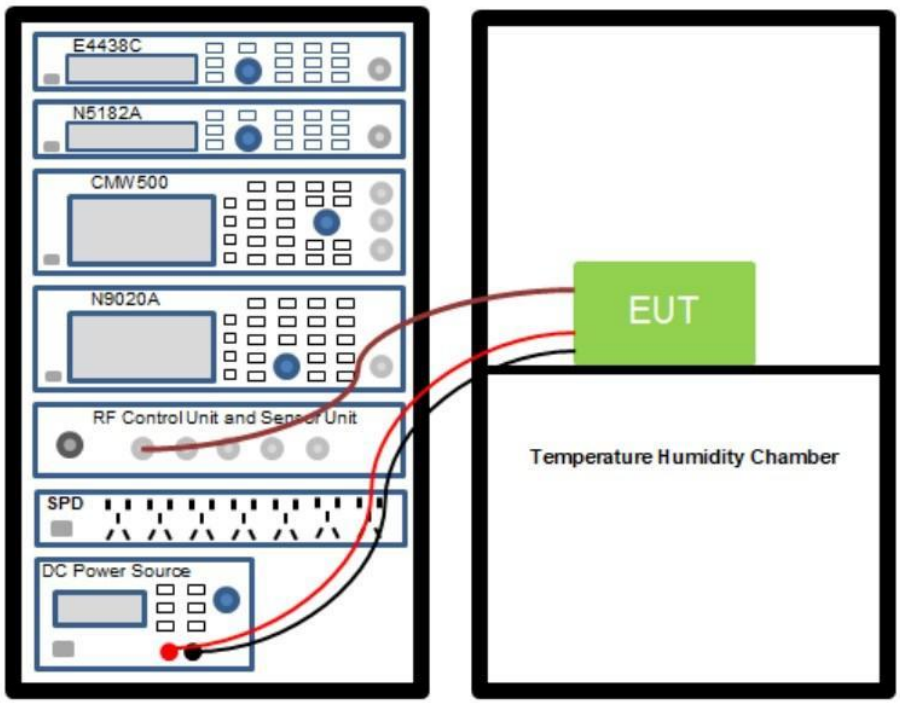 |
| Operating Environment: | |
| Temperature: | 23.4 °C |
| Humidity: | 47.9 % |
| Atmospheric Pressure: | 1010 mbar |
| Test voltage: | AC 120Hz 60Hz |

### 6.5.1 Test Data

Please Refer to Appendix-2.4GWIFI for Details.


BTF Testing Lab (Shenzhen) Co., Ltd.
Plant 101, 201 and 301, Building 1, Block 2, Tantou Industrial Park, Tantou Community, Songgang Street, Bao'an District, Shenzhen, Guangdong, China
Email: info@btf-lab.com Tel: +86-0755-23146130 http://www.btf-lab.com

## 6.6 Band edge emissions (Radiated)

| | |
|---|---|
| Test Requirement: | Refer to 47 CFR 15.247(d), In addition, radiated emissions which fall in the restricted bands, as defined in § 15.205(a), must also comply with the radiated emission limits specified in § 15.209(a)(see § 15.205(c)).` |
| Test Method: | ANSI C63.10-2020 section 6.10<br>KDB 558074 D01 15.247 Meas Guidance v05r02 |
| Test Limit: | |

| Frequency (MHz) | Field strength (microvolts/meter) | Measurement distance (meters) |
|---|---|---|
| 0.009-0.490 | 2400/F(kHz) | 300 |
| 0.490-1.705 | 24000/F(kHz) | 30 |
| 1.705-30.0 | 30 | 30 |
| 30-88 | 100 ** | 3 |
| 88-216 | 150 ** | 3 |
| 216-960 | 200 ** | 3 |
| Above 960 | 500 | 3 |

** Except as provided in paragraph (g), fundamental emissions from intentional radiators operating under this section shall not be located in the frequency bands 54-72 MHz, 76-88 MHz, 174-216 MHz or 470-806 MHz. However, operation within these frequency bands is permitted under other sections of this part, e.g., §§ 15.231 and 15.241.
In the emission table above, the tighter limit applies at the band edges.
The emission limits shown in the above table are based on measurements employing a CISPR quasi-peak detector except for the frequency bands 9–90 kHz, 110–490 kHz and above 1000 MHz. Radiated emission limits in these three bands are based on measurements employing an average detector.

| | |
|---|---|
| Procedure: | ANSI C63.10-2020 section 6.10.5.2 |
| Test Setup: | 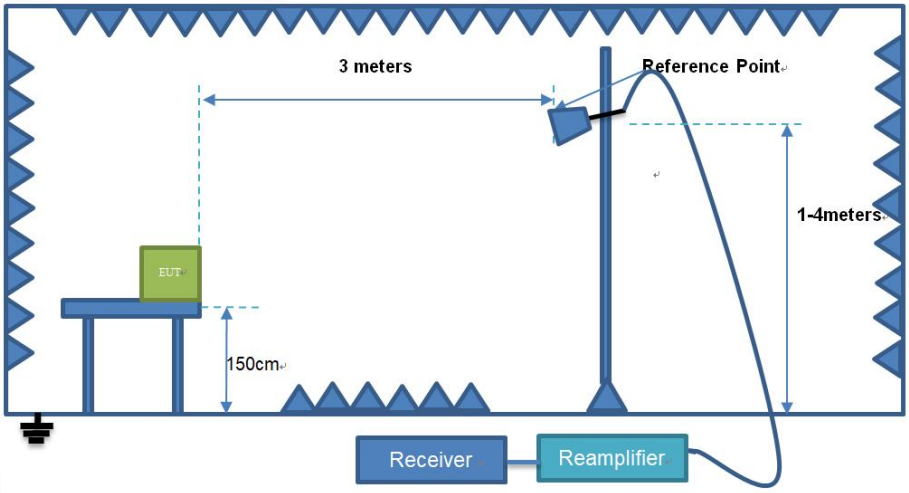 |



| | |
|---|---|
| Operating Environment: | |
| Temperature: | 24.8 °C |
| Humidity: | 55 % |
| Atmospheric Pressure: | 1010 mbar |
| Test voltage: | AC 120Hz 60Hz |

Total or partial reproduction of this document without permission of the Laboratory is not allowed.

BTF Testing Lab (Shenzhen) Co., Ltd.
Plant 101, 201 and 301, Building 1, Block 2, Tantou Industrial Park, Tantou Community, Songgang Street, Bao'an District, Shenzhen, Guangdong, China
Email: info@btf-lab.com Tel: +86-0755-23146130 http://www.btf-lab.com

### 6.6.1 Test Data

**Remark:** The report only reflects the test data of worst mode.

| TM1/Test Channel: 802.11b 2412, Test Polarization: Vertical | | | | | | | |
|---|---|---|---|---|---|---|---|
| Frequency (MHz) | Reading (dBμV) | Factor (dB) | Level (dBμV/m) | Limit (dBμV/m) | Marging (dB) | Detector | Result |
| 2310.00 | 50.78 | 3.85 | 54.63 | 74.00 | -19.37 | Peak | Pass |
| 2310.00 | 40.72 | 3.85 | 44.57 | 54.00 | -9.43 | AVG | Pass |
| 2390.00 | 51.92 | 3.91 | 55.83 | 74.00 | -18.17 | Peak | Pass |
| 2390.00 | 41.84 | 3.91 | 45.75 | 54.00 | -8.25 | AVG | Pass |
| TM1/Test Channel: 802.11b 2412, Test Polarization: Horizontal | | | | | | | |
| Frequency (MHz) | Reading (dBμV) | Factor (dB) | Level (dBμV/m) | Limit (dBμV/m) | Marging (dB) | Detector | Result |
| 2310.00 | 50.65 | 3.85 | 54.50 | 74.00 | -19.50 | Peak | Pass |
| 2310.00 | 40.70 | 3.85 | 44.55 | 54.00 | -9.45 | AVG | Pass |
| 2390.00 | 52.40 | 3.91 | 56.31 | 74.00 | -17.69 | Peak | Pass |
| 2390.00 | 41.76 | 3.91 | 45.67 | 54.00 | -8.33 | AVG | Pass |
| TM1/ Test Channel: 802.11b 2462, Test Polarization: Vertical | | | | | | | |
| Frequency (MHz) | Reading (dBμV) | Factor (dB) | Level (dBμV/m) | Limit (dBμV/m) | Marging (dB) | Detector | Result |
| 2483.50 | 50.84 | 3.99 | 54.83 | 74.00 | -19.17 | Peak | Pass |
| 2483.50 | 40.97 | 3.99 | 44.96 | 54.00 | -9.04 | AVG | Pass |
| 2500.00 | 52.08 | 4.00 | 56.08 | 74.00 | -17.92 | Peak | Pass |
| 2500.00 | 41.85 | 4.00 | 45.85 | 54.00 | -8.15 | AVG | Pass |
| TM1/ Test Channel: 802.11b 2462, Test Polarization: Horizontal | | | | | | | |
| Frequency (MHz) | Reading (dBμV) | Factor (dB) | Level (dBμV/m) | Limit (dBμV/m) | Marging (dB) | Detector | Result |
| 2483.50 | 51.84 | 3.99 | 55.83 | 74.00 | -18.17 | Peak | Pass |
| 2483.50 | 41.50 | 3.99 | 45.49 | 54.00 | -8.51 | AVG | Pass |
| 2500.00 | 52.96 | 4.00 | 56.96 | 74.00 | -17.04 | Peak | Pass |
| 2500.00 | 42.34 | 4.00 | 46.34 | 54.00 | -7.66 | AVG | Pass |

Note:Margin=Level-Limit=Reading+factor-Limit

Total or partial reproduction of this document without permission of the Laboratory is not allowed.

BTF Testing Lab (Shenzhen) Co., Ltd.
Plant 101, 201 and 301, Building 1, Block 2, Tantou Industrial Park, Tantou Community, Songgang Street, Bao'an District, Shenzhen, Guangdong, China
Email: info@btf-lab.com Tel: +86-0755-23146130 http://www.btf-lab.com

## 6.7 Emissions in frequency bands (below 1GHz)

| | |
|---|---|
| Test Requirement: | Refer to 47 CFR 15.247(d), In addition, radiated emissions which fall in the restricted bands, as defined in § 15.205(a), must also comply with the radiated emission limits specified in § 15.209(a)(see § 15.205(c)).` |
| Test Method: | ANSI C63.10-2020 section 6.6.4<br>KDB 558074 D01 15.247 Meas Guidance v05r02 |
| Test Limit: | |

| Frequency (MHz) | Field strength (microvolts/meter) | Measurement distance (meters) |
|---|---|---|
| 0.009-0.490 | 2400/F(kHz) | 300 |
| 0.490-1.705 | 24000/F(kHz) | 30 |
| 1.705-30.0 | 30 | 30 |
| 30-88 | 100 ** | 3 |
| 88-216 | 150 ** | 3 |
| 216-960 | 200 ** | 3 |
| Above 960 | 500 | 3 |

** Except as provided in paragraph (g), fundamental emissions from intentional radiators operating under this section shall not be located in the frequency bands 54-72 MHz, 76-88 MHz, 174-216 MHz or 470-806 MHz. However, operation within these frequency bands is permitted under other sections of this part, e.g., §§ 15.231 and 15.241.
In the emission table above, the tighter limit applies at the band edges.
The emission limits shown in the above table are based on measurements employing a CISPR quasi-peak detector except for the frequency bands 9–90 kHz, 110–490 kHz and above 1000 MHz. Radiated emission limits in these three bands are based on measurements employing an average detector.

| | |
|---|---|
| Procedure: | ANSI C63.10-2020 section 6.6.4 |
| Test Setup: | 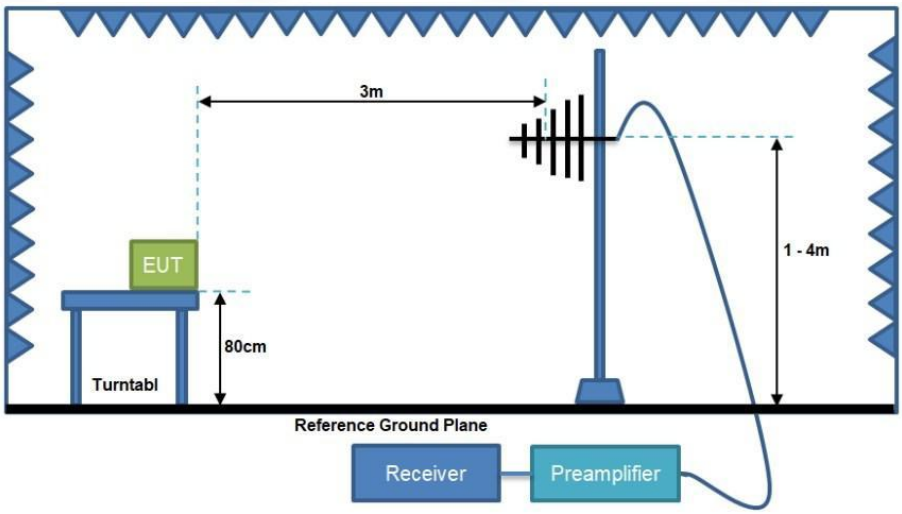 |



| | |
|---|---|
| Operating Environment: | |
| Temperature: | 24.8 °C |
| Humidity: | 55 % |
| Atmospheric Pressure: | 1010 mbar |

Total or partial reproduction of this document without permission of the Laboratory is not allowed.

BTF Testing Lab (Shenzhen) Co., Ltd.
Plant 101, 201 and 301, Building 1, Block 2, Tantou Industrial Park, Tantou Community, Songgang Street, Bao'an District, Shenzhen, Guangdong, China
Email: info@btf-lab.com Tel: +86-0755-23146130 http://www.btf-lab.com

| | |
|---|---|
| Test voltage: | AC 120Hz 60Hz |

Total or partial reproduction of this document without permission of the Laboratory is not allowed.

BTF Testing Lab (Shenzhen) Co., Ltd.
Plant 101, 201 and 301, Building 1, Block 2, Tantou Industrial Park, Tantou Community, Songgang Street, Bao'an District, Shenzhen, Guangdong, China
Email: info@btf-lab.com Tel: +86-0755-23146130 http://www.btf-lab.com

### 6.7.1 Test Data

TM1 / Polarization: Horizontal / Band: 2400-2483.5 MHz / BW: 20 / CH: L

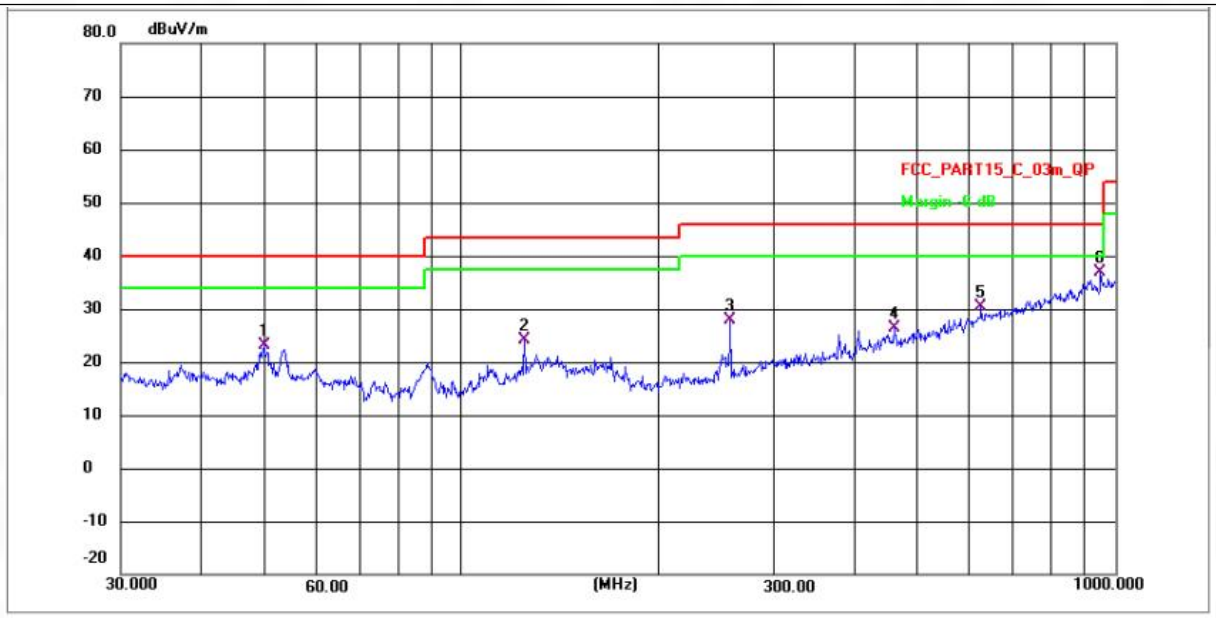


| No. | Frequency (MHz) | Reading (dBuV) | Factor (dB/m) | Level (dBuV/m) | Limit (dBuV/m) | Margin (dB) | Detector | P/F |
|---|---|---|---|---|---|---|---|---|
| 1 | 49.7068 | 32.84 | -9.59 | 23.25 | 40.00 | -16.75 | QP | P |
| 2 | 125.0066 | 32.81 | -8.62 | 24.19 | 43.50 | -19.31 | QP | P |
| 3 | 257.4222 | 36.72 | -8.93 | 27.79 | 46.00 | -18.21 | QP | P |
| 4 | 459.1144 | 34.81 | -8.36 | 26.45 | 46.00 | -19.55 | QP | P |
| 5 | 625.0780 | 38.22 | -7.85 | 30.37 | 46.00 | -15.63 | QP | P |
| 6 * | 948.7610 | 57.44 | -20.60 | 36.84 | 46.00 | -9.16 | QP | P |

Total or partial reproduction of this document without permission of the Laboratory is not allowed.

BTF Testing Lab (Shenzhen) Co., Ltd.
Plant 101, 201 and 301, Building 1, Block 2, Tantou Industrial Park, Tantou Community, Songgang Street, Bao'an District, Shenzhen, Guangdong, China
Email: info@btf-lab.com Tel: +86-0755-23146130 http://www.btf-lab.com

TM1 / Polarization: Vertical / Band: 2400-2483.5 MHz / BW: 20 / CH: L

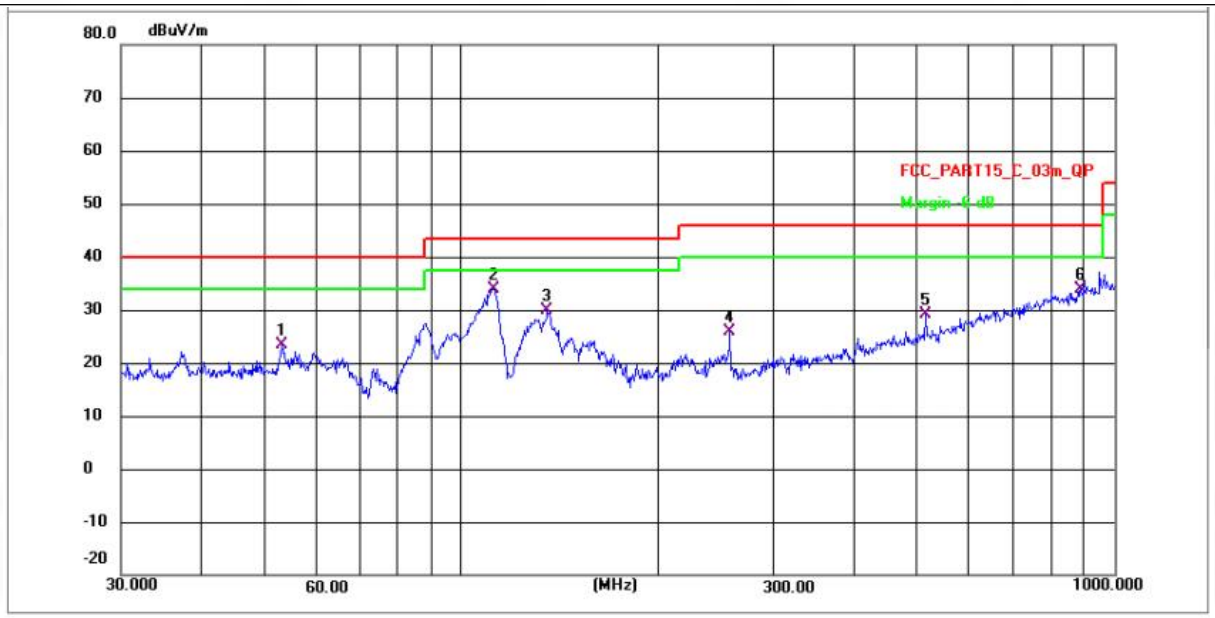


| No. | Frequency (MHz) | Reading (dBuV) | Factor (dB/m) | Level (dBuV/m) | Limit (dBuV/m) | Margin (dB) | Detector | P/F |
|---|---|---|---|---|---|---|---|---|
| 1 | 53.0382 | 32.97 | -9.56 | 23.41 | 40.00 | -16.59 | QP | P |
| 2 * | 111.7380 | 42.75 | -8.82 | 33.93 | 43.50 | -9.57 | QP | P |
| 3 | 135.2688 | 38.13 | -8.34 | 29.79 | 43.50 | -13.71 | QP | P |
| 4 | 257.4222 | 34.73 | -8.93 | 25.80 | 46.00 | -20.20 | QP | P |
| 5 | 514.5344 | 37.36 | -8.18 | 29.18 | 46.00 | -16.82 | QP | P |
| 6 | 887.6099 | 54.83 | -21.03 | 33.80 | 46.00 | -12.20 | QP | P |

Total or partial reproduction of this document without permission of the Laboratory is not allowed.

BTF Testing Lab (Shenzhen) Co., Ltd.
Plant 101, 201 and 301, Building 1, Block 2, Tantou Industrial Park, Tantou Community, Songgang Street, Bao'an District, Shenzhen, Guangdong, China
Email: info@btf-lab.com Tel: +86-0755-23146130 http://www.btf-lab.com

## 6.8 Emissions in frequency bands (above 1GHz)

| | |
|---|---|
| Test Requirement: | Refer to 47 CFR 15.247(d), in addition, radiated emissions which fall in the restricted bands, as defined in § 15.205(a), must also comply with the radiated emission limits specified in § 15.209(a)(see § 15.205(c)).` |
| Test Method: | ANSI C63.10-2020 section 6.6.4<br>KDB 558074 D01 15.247 Meas Guidance v05r02 |
| Test Limit: | |

| Frequency (MHz) | Field strength (microvolts/meter) | Measurement distance (meters) |
|---|---|---|
| 0.009-0.490 | 2400/F(kHz) | 300 |
| 0.490-1.705 | 24000/F(kHz) | 30 |
| 1.705-30.0 | 30 | 30 |
| 30-88 | 100 ** | 3 |
| 88-216 | 150 ** | 3 |
| 216-960 | 200 ** | 3 |
| Above 960 | 500 | 3 |

** Except as provided in paragraph (g), fundamental emissions from intentional radiators operating under this section shall not be located in the frequency bands 54-72 MHz, 76-88 MHz, 174-216 MHz or 470-806 MHz. However, operation within these frequency bands is permitted under other sections of this part, e.g., §§ 15.231 and 15.241.
In the emission table above, the tighter limit applies at the band edges.
The emission limits shown in the above table are based on measurements employing a CISPR quasi-peak detector except for the frequency bands 9–90 kHz, 110–490 kHz and above 1000 MHz. Radiated emission limits in these three bands are based on measurements employing an average detector.

| | |
|---|---|
| Procedure: | ANSI C63.10-2020 section 6.6.4 |
| Test Setup: | 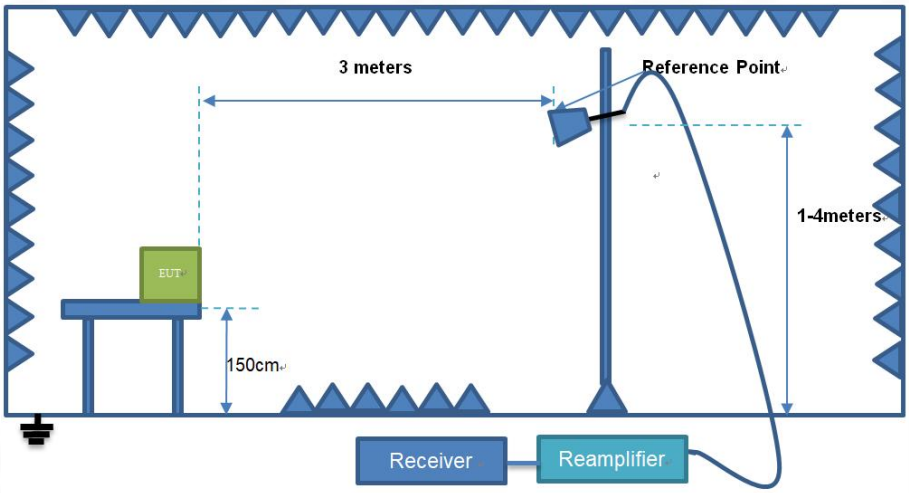 |



| | |
|---|---|
| Operating Environment: | |
| Temperature: | 24.8 °C |
| Humidity: | 55 % |
| Atmospheric Pressure: | 1010 mbar |

Total or partial reproduction of this document without permission of the Laboratory is not allowed.

BTF Testing Lab (Shenzhen) Co., Ltd.
Plant 101, 201 and 301, Building 1, Block 2, Tantou Industrial Park, Tantou Community, Songgang Street, Bao'an District, Shenzhen, Guangdong, China
Email: info@btf-lab.com Tel: +86-0755-23146130 http://www.btf-lab.com

| | |
|---|---|
| Test voltage: | AC 120Hz 60Hz |

Total or partial reproduction of this document without permission of the Laboratory is not allowed.

BTF Testing Lab (Shenzhen) Co., Ltd.
Plant 101, 201 and 301, Building 1, Block 2, Tantou Industrial Park, Tantou Community, Songgang Street, Bao'an District, Shenzhen, Guangdong, China
Email: info@btf-lab.com Tel: +86-0755-23146130 http://www.btf-lab.com

### 6.8.1 Test Data

**Remark:** The report only reflects the test data of worst mode.

| TM1/Test Channel: 802.11b 2412, Test Polarization: Vertical | | | | | | | |
|---|---|---|---|---|---|---|---|
| Frequency (MHz) | Reading (dBμV) | Factor (dB) | Level (dBμV/m) | Limit (dBμV/m) | Marging (dB) | Detector | Result |
| 4824.00 | 79.37 | -48.87 | 30.50 | 74.00 | -43.50 | Peak | Pass |
| 4824.00 | 69.53 | -48.87 | 20.66 | 54.00 | -33.34 | AVG | Pass |
| 7236.00 | 86.89 | -46.99 | 39.91 | 74.00 | -34.09 | Peak | Pass |
| 7236.00 | 76.95 | -46.99 | 29.97 | 54.00 | -24.03 | AVG | Pass |
| TM1/Test Channel: 802.11b 2412, Test Polarization: Horizontal | | | | | | | |
| Frequency (MHz) | Reading (dBμV) | Factor (dB) | Level (dBμV/m) | Limit (dBμV/m) | Marging (dB) | Detector | Result |
| 4824.00 | 77.97 | -48.87 | 29.10 | 74.00 | -44.90 | Peak | Pass |
| 4824.00 | 68.44 | -48.87 | 19.57 | 54.00 | -34.43 | AVG | Pass |
| 7236.00 | 85.20 | -46.99 | 38.21 | 74.00 | -35.79 | Peak | Pass |
| 7236.00 | 75.61 | -46.99 | 28.62 | 54.00 | -25.38 | AVG | Pass |
| TM1/Test Channel: 802.11b 2437, Test Polarization: Vertical | | | | | | | |
| Frequency (MHz) | Reading (dBμV) | Factor (dB) | Level (dBμV/m) | Limit (dBμV/m) | Marging (dB) | Detector | Result |
| 4874.00 | 78.55 | -48.84 | 29.71 | 74.00 | -44.29 | Peak | Pass |
| 4874.00 | 67.83 | -48.84 | 18.99 | 54.00 | -35.01 | AVG | Pass |
| 7311.00 | 85.90 | -46.90 | 39.01 | 74.00 | -34.99 | Peak | Pass |
| 7311.00 | 75.93 | -46.90 | 29.03 | 54.00 | -24.97 | AVG | Pass |
| TM1/Test Channel: 802.11b 2437, Test Polarization: Horizontal | | | | | | | |
| Frequency (MHz) | Reading (dBμV) | Factor (dB) | Level (dBμV/m) | Limit (dBμV/m) | Marging (dB) | Detector | Result |
| 4874.00 | 78.36 | -48.84 | 29.52 | 74.00 | -44.48 | Peak | Pass |
| 4874.00 | 68.16 | -48.84 | 19.32 | 54.00 | -34.68 | AVG | Pass |
| 7311.00 | 86.14 | -46.90 | 39.24 | 74.00 | -34.76 | Peak | Pass |
| 7311.00 | 75.94 | -46.90 | 29.04 | 54.00 | -24.96 | AVG | Pass |
| TM1/Test Channel: 802.11b 2462, Test Polarization: Vertical | | | | | | | |
| Frequency (MHz) | Reading (dBμV) | Factor (dB) | Level (dBμV/m) | Limit (dBμV/m) | Marging (dB) | Detector | Result |
| 4924.00 | 78.56 | -48.81 | 29.75 | 74.00 | -44.25 | Peak | Pass |
| 4924.00 | 68.03 | -48.81 | 19.22 | 54.00 | -34.78 | AVG | Pass |
| 7386.00 | 86.65 | -46.81 | 39.84 | 74.00 | -34.16 | Peak | Pass |
| 7386.00 | 75.88 | -46.81 | 29.07 | 54.00 | -24.93 | AVG | Pass |
| TM1/Test Channel: 802.11b 2462, Test Polarization: Horizontal | | | | | | | |
| Frequency (MHz) | Reading (dBμV) | Factor (dB) | Level (dBμV/m) | Limit (dBμV/m) | Marging (dB) | Detector | Result |
| 4924.00 | 79.04 | -48.81 | 30.23 | 74.00 | -43.77 | Peak | Pass |
| 4924.00 | 68.09 | -48.81 | 19.28 | 54.00 | -34.72 | AVG | Pass |

Total or partial reproduction of this document without permission of the Laboratory is not allowed.

BTF Testing Lab (Shenzhen) Co., Ltd.
Plant 101, 201 and 301, Building 1, Block 2, Tantou Industrial Park, Tantou Community, Songgang Street, Bao'an District, Shenzhen, Guangdong, China
Email: info@btf-lab.com Tel: +86-0755-23146130 http://www.btf-lab.com

| | | | | | | | |
|---|---|---|---|---|---|---|---|
| 7386.00 | 86.18 | -46.81 | 39.37 | 74.00 | -34.63 | Peak | Pass |
| 7386.00 | 76.39 | -46.81 | 29.59 | 54.00 | -24.41 | AVG | Pass |

Note:Margin=Level-Limit=Reading+factor-Limit

Total or partial reproduction of this document without permission of the Laboratory is not allowed.

BTF Testing Lab (Shenzhen) Co., Ltd.
Plant 101, 201 and 301, Building 1, Block 2, Tantou Industrial Park, Tantou Community, Songgang Street, Bao'an District, Shenzhen, Guangdong, China
Email: info@btf-lab.com Tel: +86-0755-23146130 http://www.btf-lab.com

# 7 Test Setup Photos

Please refer to the Appendix I Test Setup Photos

# 8 EUT Constructional Details (EUT Photos)

Please refer to the Appendix II External Photos &Appendix III External Photos

Total or partial reproduction of this document without permission of the Laboratory is not allowed.

BTF Testing Lab (Shenzhen) Co., Ltd.
Plant 101, 201 and 301, Building 1, Block 2, Tantou Industrial Park, Tantou Community, Songgang Street, Bao'an District, Shenzhen, Guangdong, China
Email: info@btf-lab.com Tel: +86-0755-23146130 http://www.btf-lab.com

BTF Testing Lab (Shenzhen) Co., Ltd.

Plant 101, 201 and 301, Building 1, Block 2, Tantou Industrial Park, Tantou Community, Songgang Street, Bao'an District, Shenzhen, Guangdong, China

www.btf-lab.com

**-- END OF REPORT --**

Total or partial reproduction of this document without permission of the Laboratory is not allowed.

BTF Testing Lab (Shenzhen) Co., Ltd.
Plant 101, 201 and 301, Building 1, Block 2, Tantou Industrial Park, Tantou Community, Songgang Street, Bao'an District, Shenzhen, Guangdong, China
Email: info@btf-lab.com Tel: +86-0755-23146130 http://www.btf-lab.com