Appendix B

RF Test Data for BT LE(Conducted Measurement)

Product Name: IP PHONE

Test Model: CIP270V2

Environmental Conditions

Temperature:	23.6°C
Relative Humidity:	54.2%
ATM Pressure:	100.0 kPa
Test Engineer:	Jerry Chu
Supervised by:	Can Kun

B.1 DTS Bandwidth

Test Result

TestMode	Antenna	Frequency[MHz]	DTS BW [MHz]	FL[MHz]	FH[MHz]	Limit[MHz]	Verdict
BLE_1M	Ant1	2402	0.668	2401.664	2402.332	0.5	PASS
BLE_1M	Ant1	2440	0.656	2439.676	2440.332	0.5	PASS
BLE_1M	Ant1	2480	0.648	2479.680	2480.328	0.5	PASS

Test Graphs

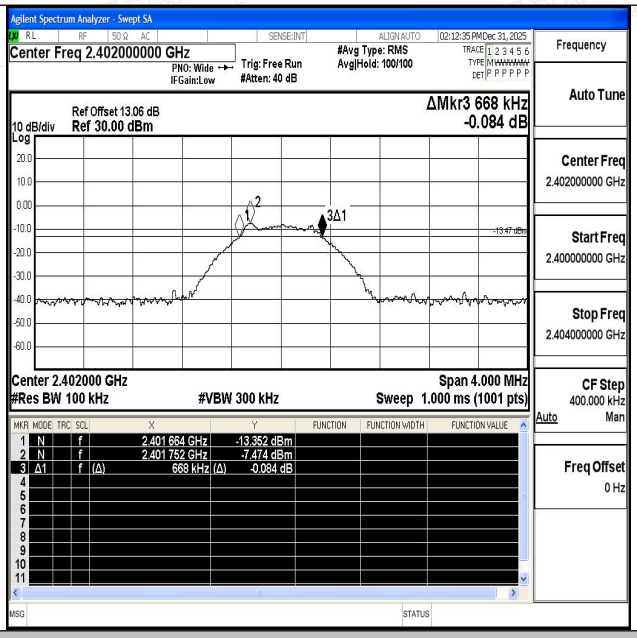

BLE_1M-Ant1-2402-PASS

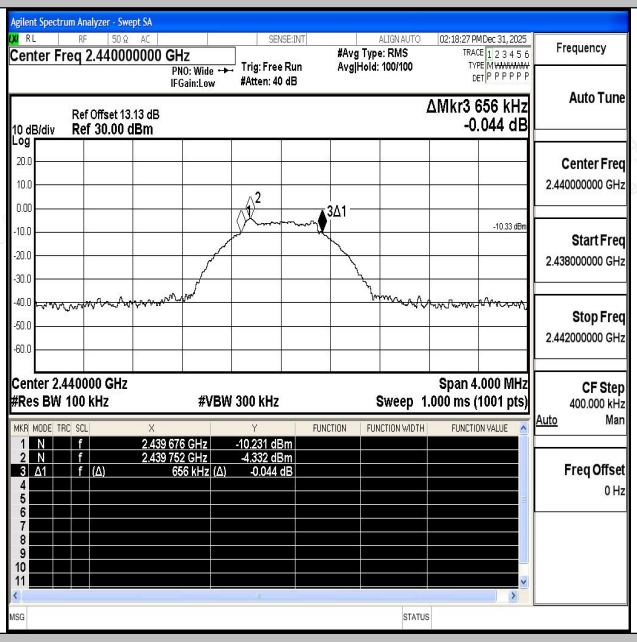

BLE_1M-Ant1-2440-PASS

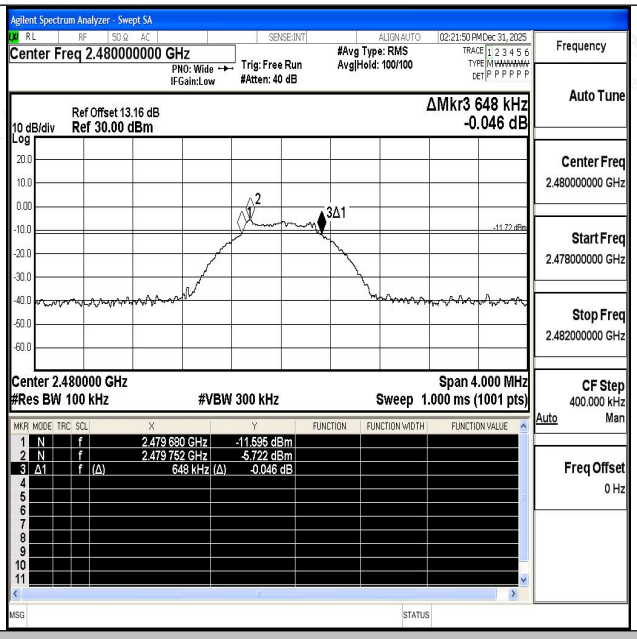

BLE_1M-Ant1-2480-PASS

B.2 Maximum Peak conducted output power

Test Result Peak

TestMode	Antenna	Frequency[MHz]	Conducted Peak Powert[dBm]	Conducted Limit[dBm]	Verdict
BLE_1M	Ant1	2402	-6.39	≤30	PASS
BLE_1M	Ant1	2440	-3.48	≤30	PASS
BLE_1M	Ant1	2480	-4.79	≤30	PASS

Test Graphs Peak

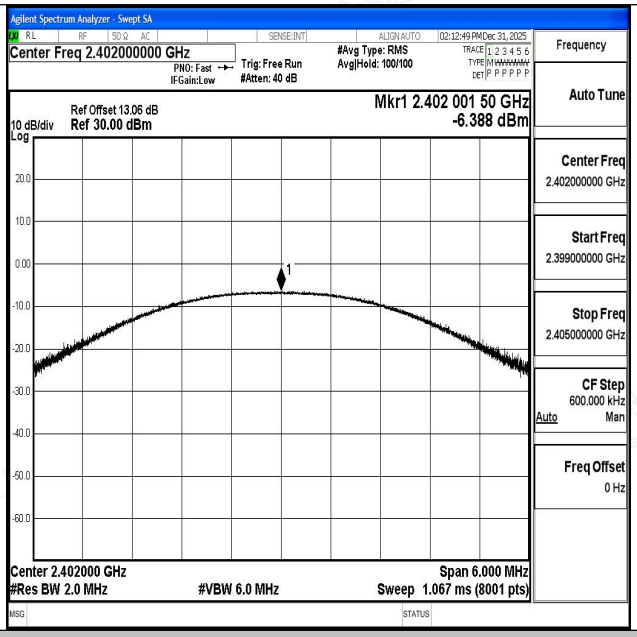

BLE_1M-Ant1-2402-PASS

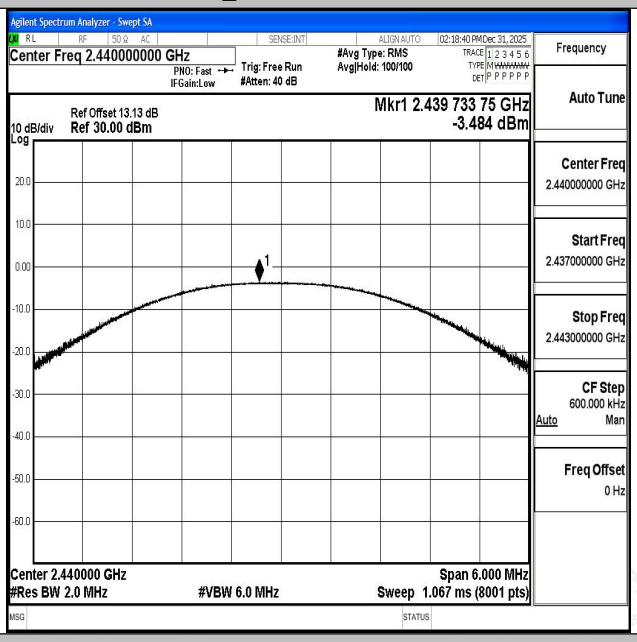

BLE_1M-Ant1-2440-PASS

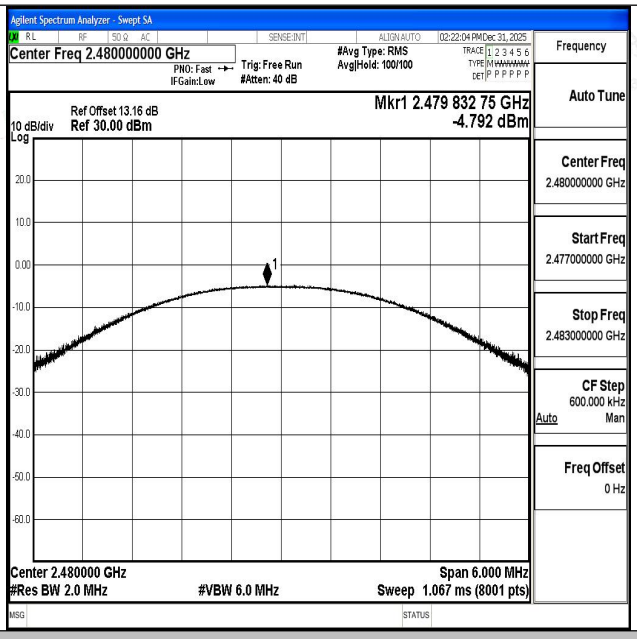

BLE_1M-Ant1-2480-PASS

B.3 Maximum power spectral density

Test Result

TestMode	Antenna	Frequency[MHz]	Result[dBm/3kHz]	Limit[dBm/3kHz]	Verdict
BLE_1M	Ant1	2402	-23.53	≤8.00	PASS
BLE_1M	Ant1	2440	-20.43	≤8.00	PASS
BLE_1M	Ant1	2480	-21.79	≤8.00	PASS

Test Graphs

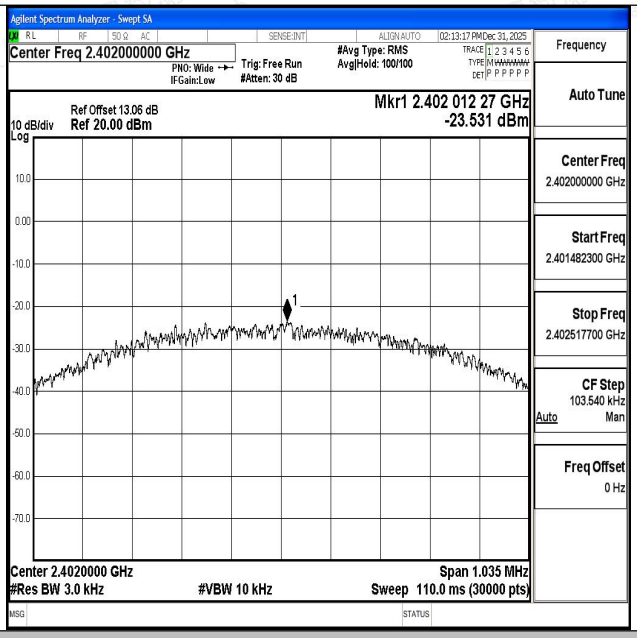

BLE_1M-Ant1-2402-PASS

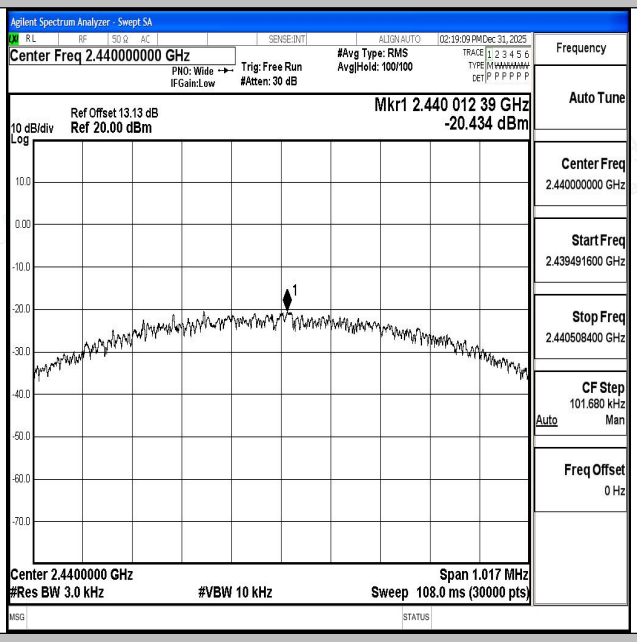

BLE_1M-Ant1-2440-PASS

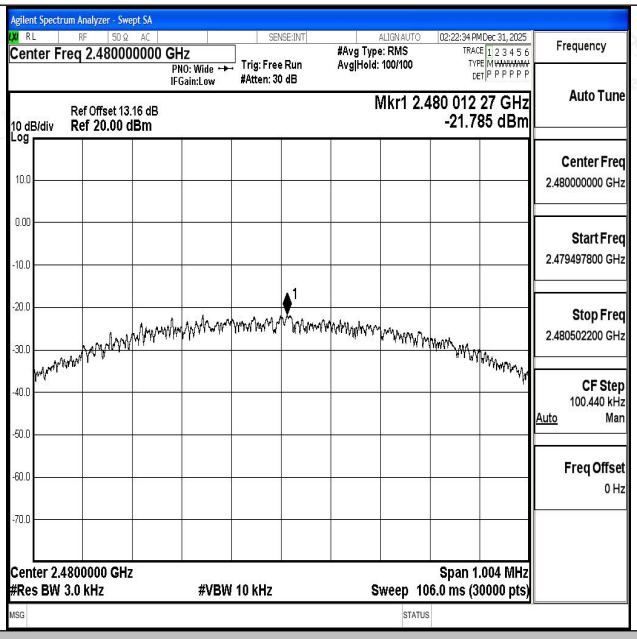

BLE_1M-Ant1-2480-PASS

B.4 Band edge measurements

Test Result

TestMode	Antenna	ChName	Frequency[MHz]	RefLevel[dBm]	Result[dBm]	Limit[dBm]	Verdict
BLE_1M	Ant1	Low	2402	-7.48	-45.99	≤-27.48	PASS
BLE_1M	Ant1	High	2480	-6.52	-46.02	≤-26.52	PASS

Test Graphs

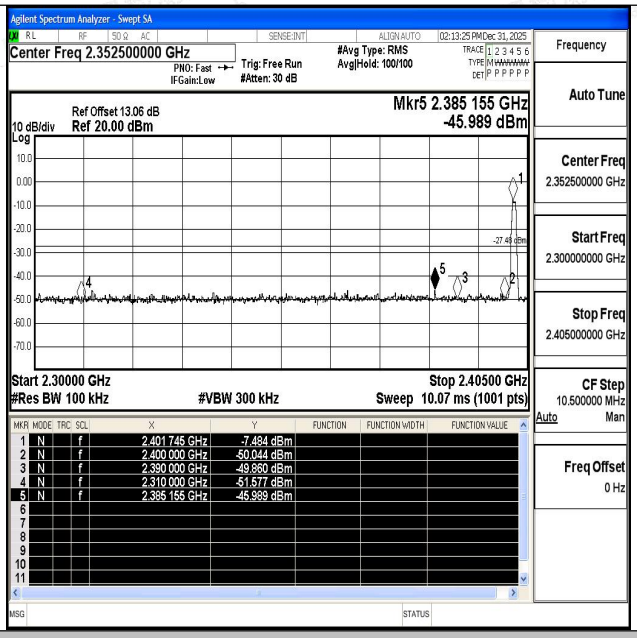

BLE_1M-Ant1-2402-PASS

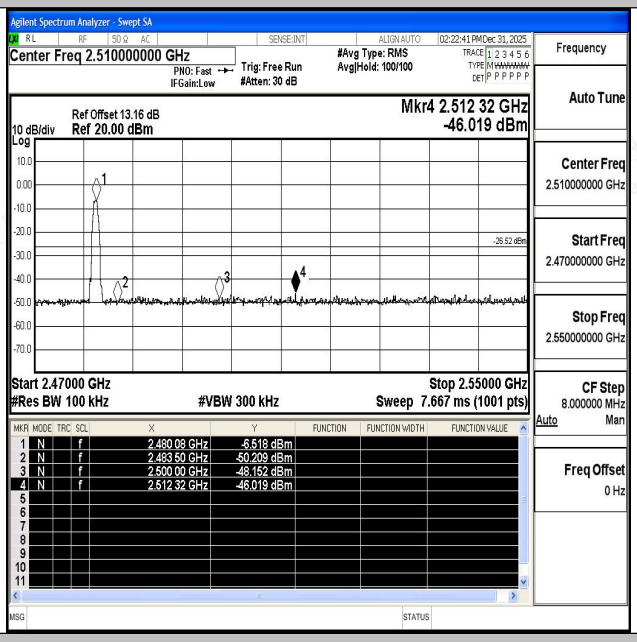

BLE_1M-Ant1-2480-PASS

B.5 Conducted Spurious Emission

Test Result

TestMode	Antenna	Frequency[MHz]	FreqRange [MHz]	RefLevel [dBm]	Result[dBm]	Limit[dBm]	Verdict
BLE_1M	Ant1	2402	0~Reference	-9.42	-9.42	---	PASS
BLE_1M	Ant1	2402	30~1000	-9.42	-56.95	≤-29.42	PASS
BLE_1M	Ant1	2402	1000~26500	-9.42	-44.94	≤-29.42	PASS
BLE_1M	Ant1	2440	0~Reference	-5.26	-5.26	---	PASS
BLE_1M	Ant1	2440	30~1000	-5.26	-56.34	≤-25.26	PASS
BLE_1M	Ant1	2440	1000~26500	-5.26	-44.29	≤-25.26	PASS
BLE_1M	Ant1	2480	0~Reference	-7.46	-7.46	---	PASS
BLE_1M	Ant1	2480	30~1000	-7.46	-56.96	≤-27.46	PASS
BLE_1M	Ant1	2480	1000~26500	-7.46	-44.65	≤-27.46	PASS

Test Graphs

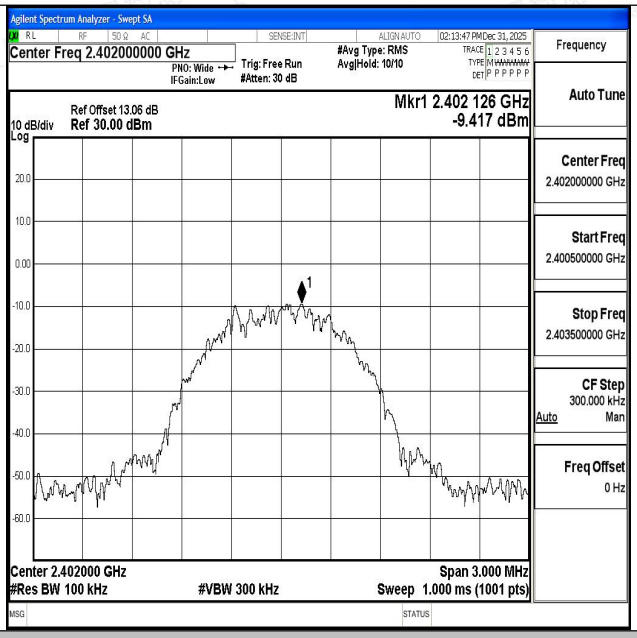

BLE_1M-Ant1-2402-0~Reference-PASS

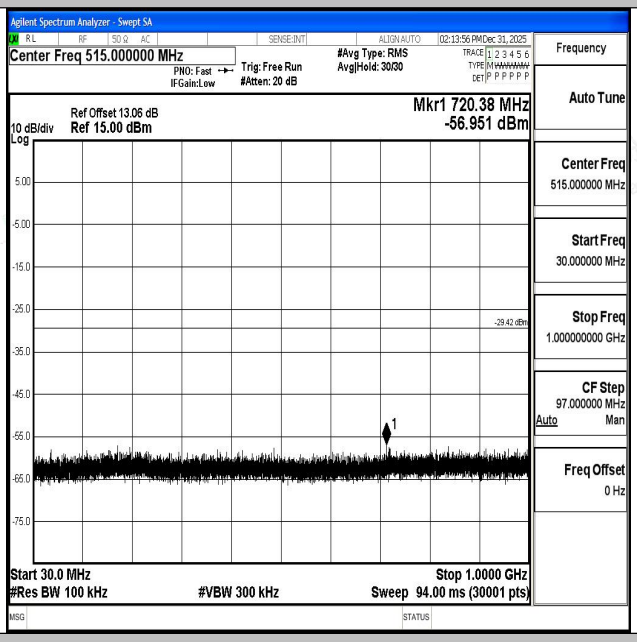

BLE_1M-Ant1-2402-30~1000-PASS

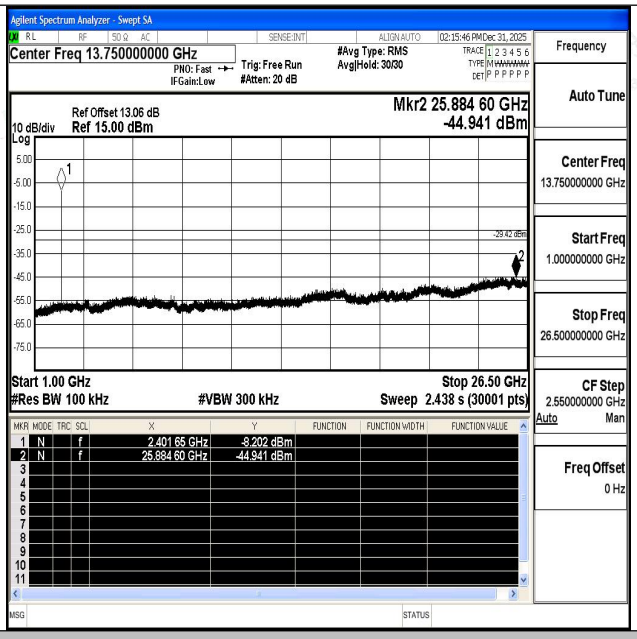

BLE_1M-Ant1-2402-1000~26500-PASS

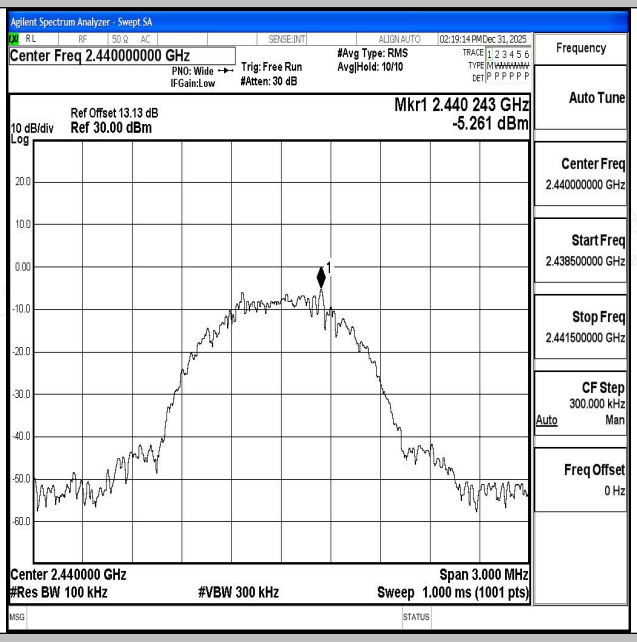

BLE_1M-Ant1-2440-0~Reference-PASS

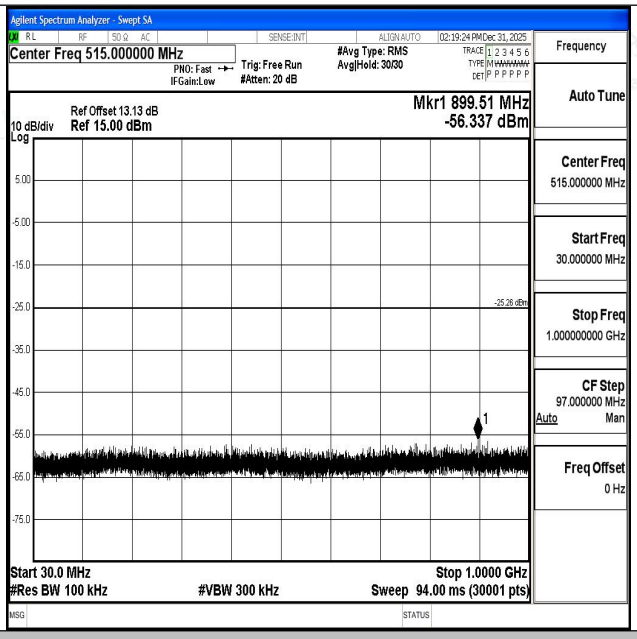

BLE_1M-Ant1-2440-30~1000-PASS

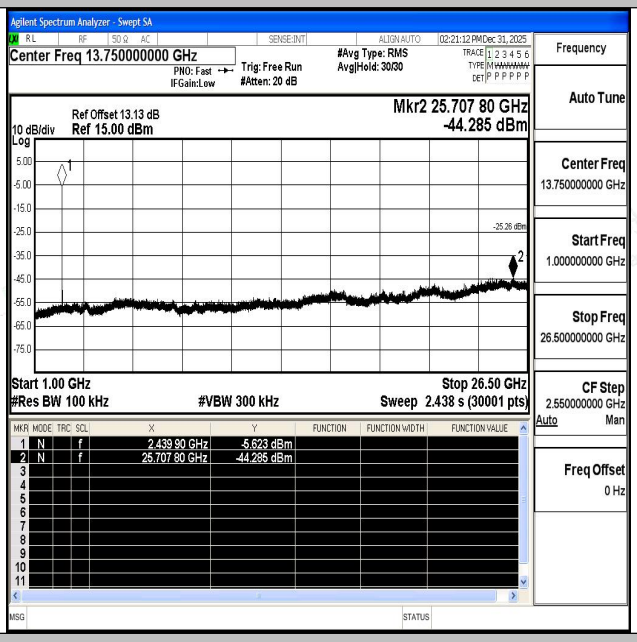

BLE_1M-Ant1-2440-1000~26500-PASS

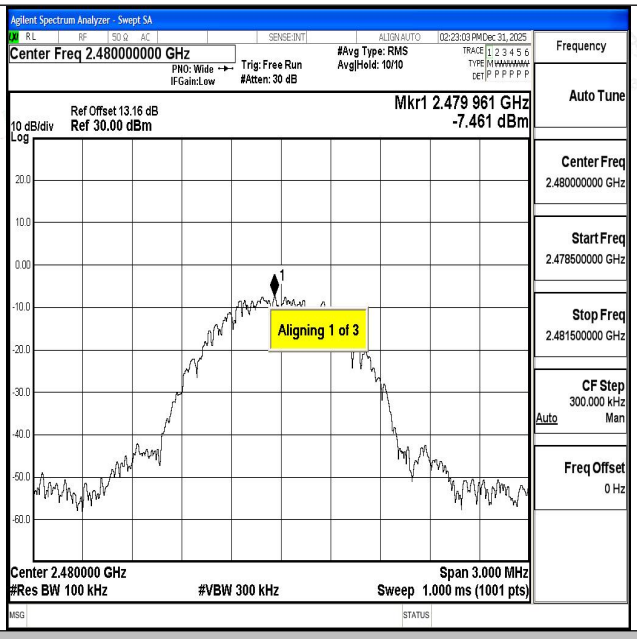

BLE_1M-Ant1-2480-0~Reference-PASS

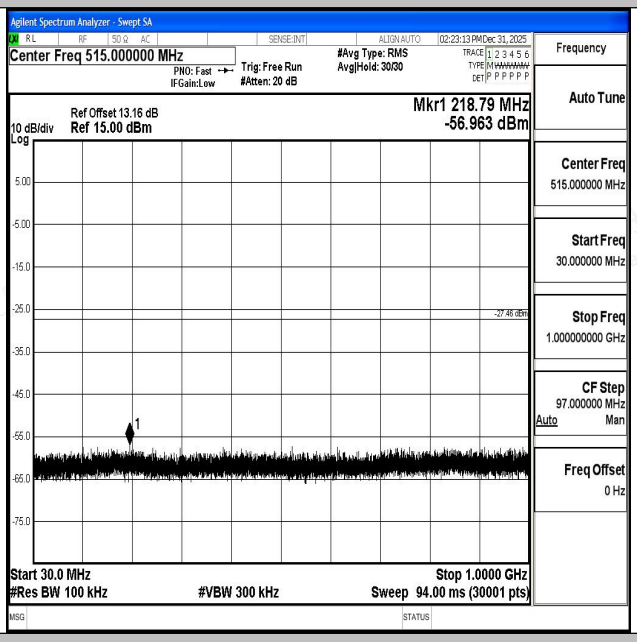

BLE_1M-Ant1-2480-30~1000-PASS

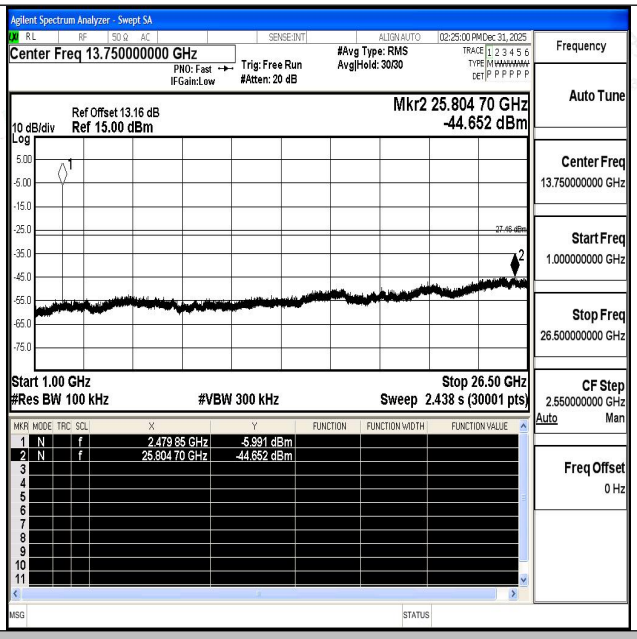

BLE_1M-Ant1-2480-1000~26500-PASS

B.6 Duty Cycle

Test Result

TestMode	Antenna	Frequency[MHz]	ON Time [ms]	Period [ms]	Duty Cycle [%]	Duty Cycle Factor[dB]
BLE_1M	Ant1	2402	1.64	1.87	87.70	0.57
BLE_1M	Ant1	2440	1.64	1.87	87.70	0.57
BLE_1M	Ant1	2480	1.64	1.87	87.70	0.57

Test Graphs

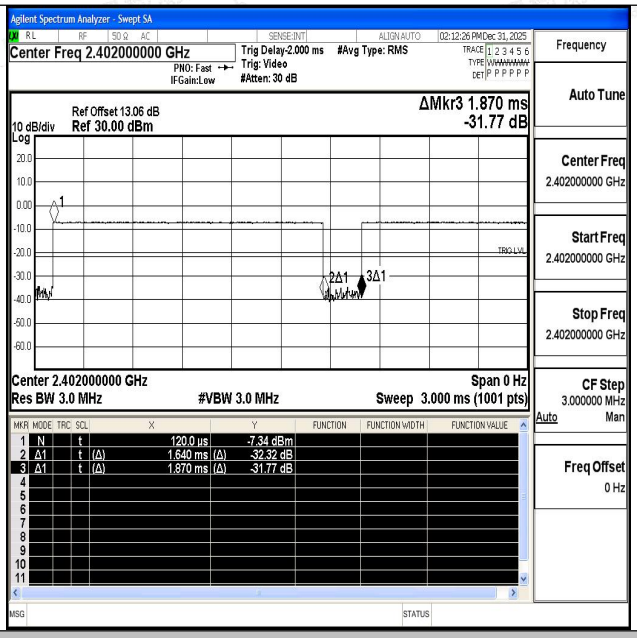

NTNV-BLE_1M-Ant1-2402

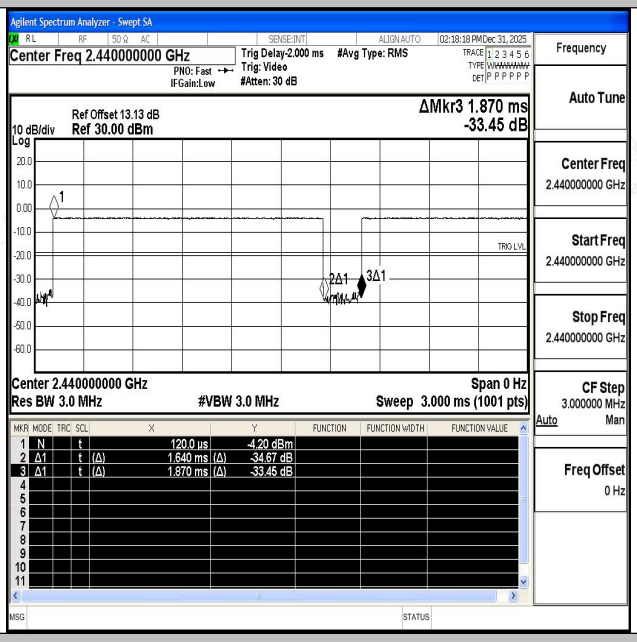

NTNV-BLE_1M-Ant1-2440

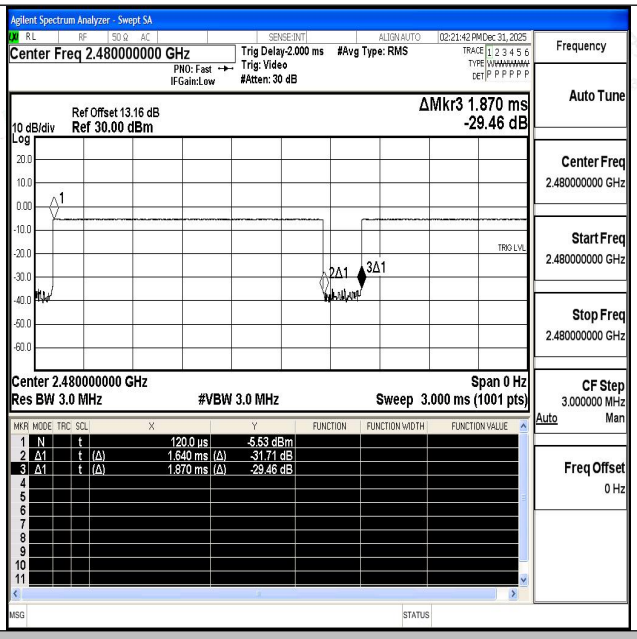

NTNV-BLE_1M-Ant1-2480

B.7 Emissions in Restricted Bands

Test Result

TestMode	Antenna	ChName	Frequency[MHz]	Detector	Freq [MHz]	Result [dBm]	Limit [dBm]	Result [dBuV/m]	Limit [dBuV/m]	Verdict
BLE_1M	Ant1	Low	2402	Peak	2390.000	-36.84	≤-21.20	58.36	≤74	PASS
BLE_1M	Ant1	Low	2402	Peak	2310.000	-37.95	≤-21.20	57.25	≤74	PASS
BLE_1M	Ant1	Low	2402	Peak	2316.695	-35.04	≤-21.20	60.16	≤74	PASS
BLE_1M	Ant1	Low	2402	AV	2390.000	-45.97	≤-41.20	49.23	≤54	PASS
BLE_1M	Ant1	Low	2402	AV	2310.000	-46.59	≤-41.20	48.61	≤54	PASS
BLE_1M	Ant1	Low	2402	AV	2387.465	-45.32	≤-41.20	49.88	≤54	PASS
BLE_1M	Ant1	High	2480	Peak	2483.500	-38.54	≤-21.20	56.66	≤74	PASS
BLE_1M	Ant1	High	2480	Peak	2500.000	-36.64	≤-21.20	58.56	≤74	PASS
BLE_1M	Ant1	High	2480	Peak	2495.840	-34.71	≤-21.20	60.49	≤74	PASS
BLE_1M	Ant1	High	2480	AV	2483.500	-45.7	≤-41.20	49.50	≤54	PASS
BLE_1M	Ant1	High	2480	AV	2500.000	-46.21	≤-41.20	48.99	≤54	PASS
BLE_1M	Ant1	High	2480	AV	2485.760	-45.08	≤-41.20	50.12	≤54	PASS

Note：

1. The Antenna Gain is compensated in the graph.
2. The limit in dBm for average detector is conversion from 54dBuV/m, according to 15.209(a). The limit in dBm for peak detector is 20dB above the limit of average detector in dBm.

Test Graphs

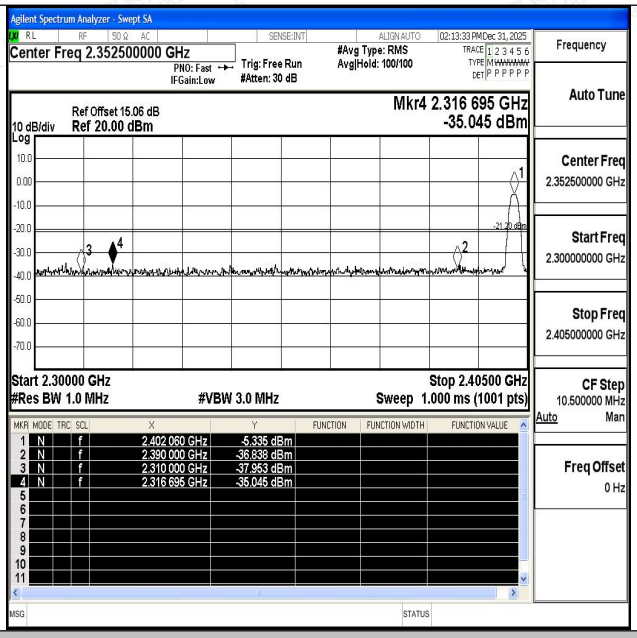

BLE_1M-Ant1-2402-PASS

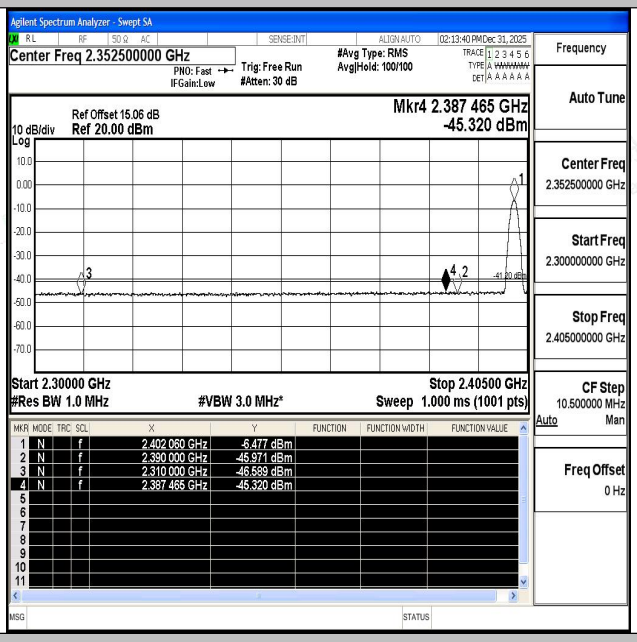

BLE_1M-Ant1-2402-PASS

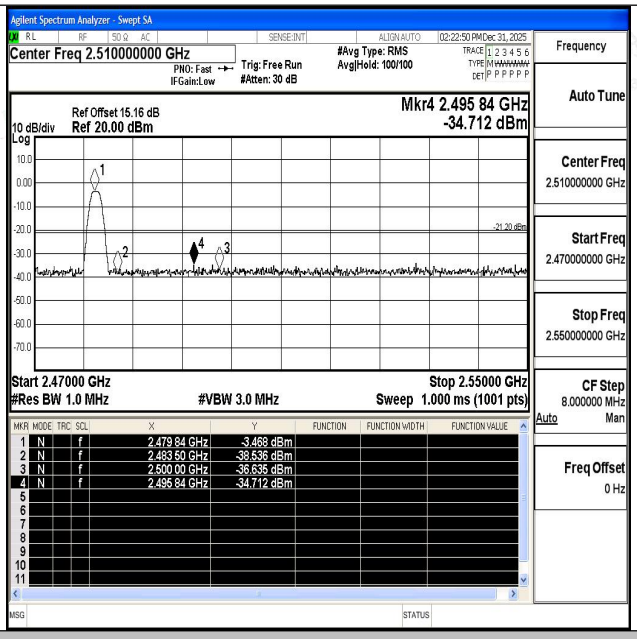

BLE_1M-Ant1-2480-PASS

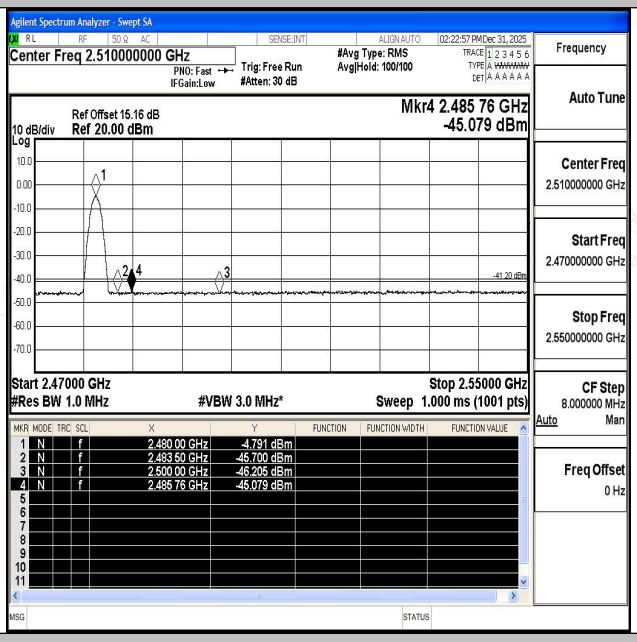

BLE_1M-Ant1-2480-PASS