SPECIFICATION

for

Customer No

Product No.

YX-ALK-DJ05 对讲机-V1.0

Author：XiaofengZeng Review：Wenshihao

Release Date： 2025.11.21

ShenZhen yixin Electronic Technology Co., Ltd

1212, Block A, Huafeng Headquarters Economic Building, 288 Xixiang Avenue, Xixiang Street, Bao'an District, Shenzhen

E-mail：1791995010@qq.com

Tel: 17898458992

Contents

SPECIFICATION .....

SHENZHEN YIXIN ELECTRONIC TECHNOLOGY CO., LTD .....

CONTENTS .....

1. BILATERAL CONFIRMATION PAGE .....

2. GENERAL .....

3. GENERAL PRODUCT SPECIFICATIONS .....

4. SPECIFICATION DETIALS .....

4.1 MECHANICAL PROPERTIES .....

4. 2 ELECTRIC PERFORMANCE .....

5. PRODUCT PACKAGING .....

6. DOCUMENT RESUME .....

1. Bilateral Confirmation page

1.1 Customer signature

Customer：

Separtment/post	Sign	Date
Hardware Engineer/RD		
Mechanical/MD		
Project Manager/PM		
Commercial/Puchasing		
Checker		

1.2 Signature of yixin Technology company

Separtment/post	Sign	Date
Antenna Engineer/RD		
Mechanical/MD		
Project Manager/PM		
QA		
Checker		

2. General

2.1 Scope of application

2.2 Operating temperature range

Temperature range of this product: -20 ~ +65 ℃

2.3 Storage temperature range:

This product is stored at - 30 ~ + 75 ℃

3. General product specifications

NO.	ITEMS	DETAILS
1	Type	**DJ05**
2	Operating Frequency Band	**2400-2500MHz**
3	VSWR	**≤2.0**
4	Impedance	50Ω
5	Antenna type	**Monopole**
6	Antenna implementation form	**Brass pipe**
7	Entity Picture	

4. Specification Detials

4.11 Mechanical Properties

4.11 Product Composition：

Serialnumber	Material	Specifications
1	Brass pipe	Brass
2	Black radio frequency rays	One-piece terminal, wire length 53mm, Φ1.13 black wire material

4.12 Apperance

Good appearance without scars 、dirts、protuberances, etc.

4.13 Antenna Picture and Structure Dimension

Refer to product drawings:

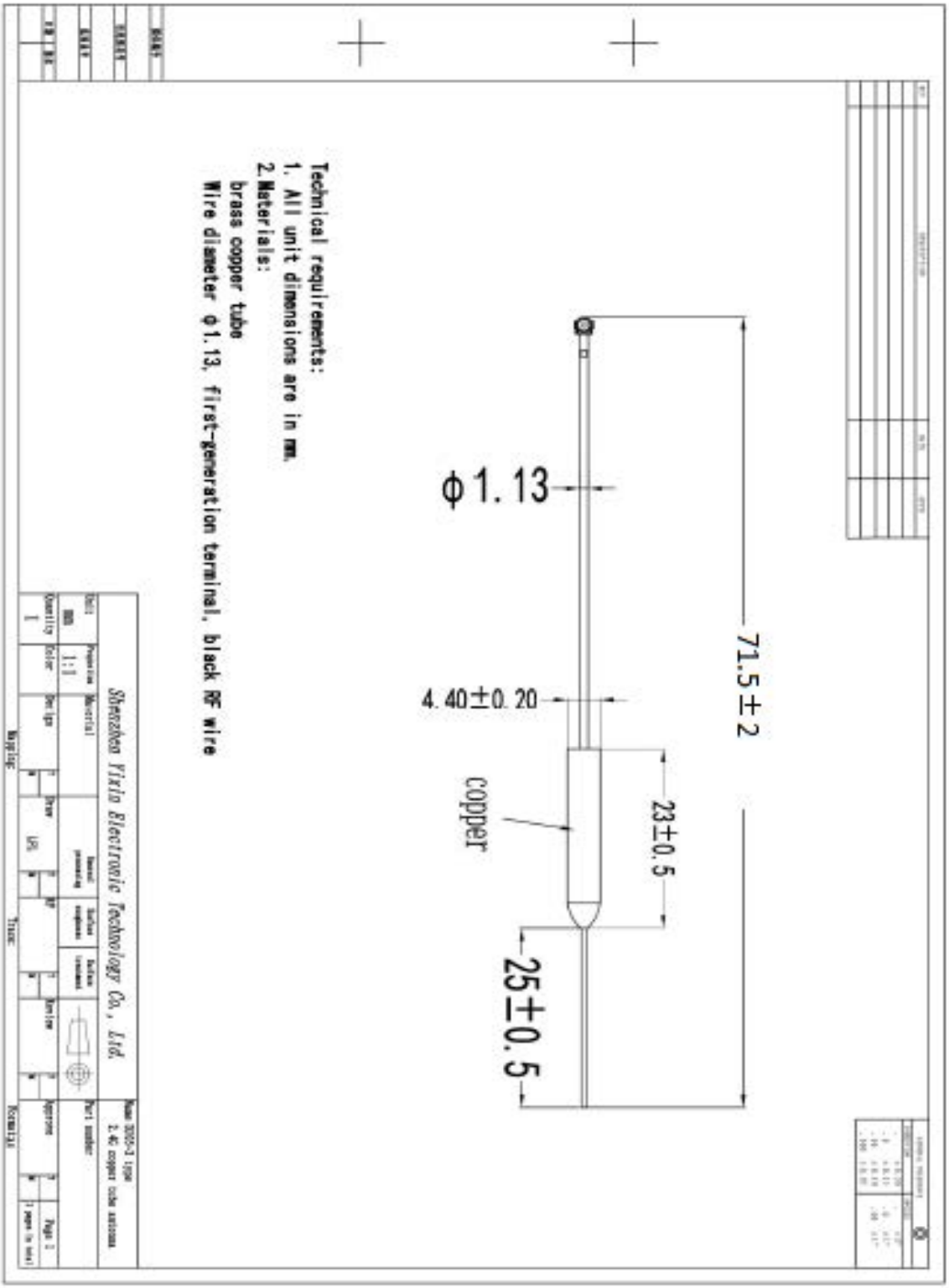
Technical requirements:
1. All unit dimensions are in mm.
2. Materials:
brass copper tube
Wire diameter φ1.13, first-generation terminal, black RF wire
φ1.13
71.5±2
4.40±0.20
copper
23±0.5
25±0.5
Shenzhen Yixin Electronic Technology Co., Ltd.

4. 2 Electric Performance

4. 21 Test condition

Environment: Temperature: 10℃——+30℃ Humidity: ≤80%（+40℃） Atmospher: 750mmkg±30mmkg	Equipment: Network Analyzer: Agilent E8358A Anechior Chamber: ETS

4. 22 Test Data for Electrical Performance:

Marker	2400MHz	2450MHz	2500MHz
Returnloss	1. 22	1. 39	1. 53
VSWR	-20	-15. 79	-13. 92

4.22.1 S11 of the Antenna:

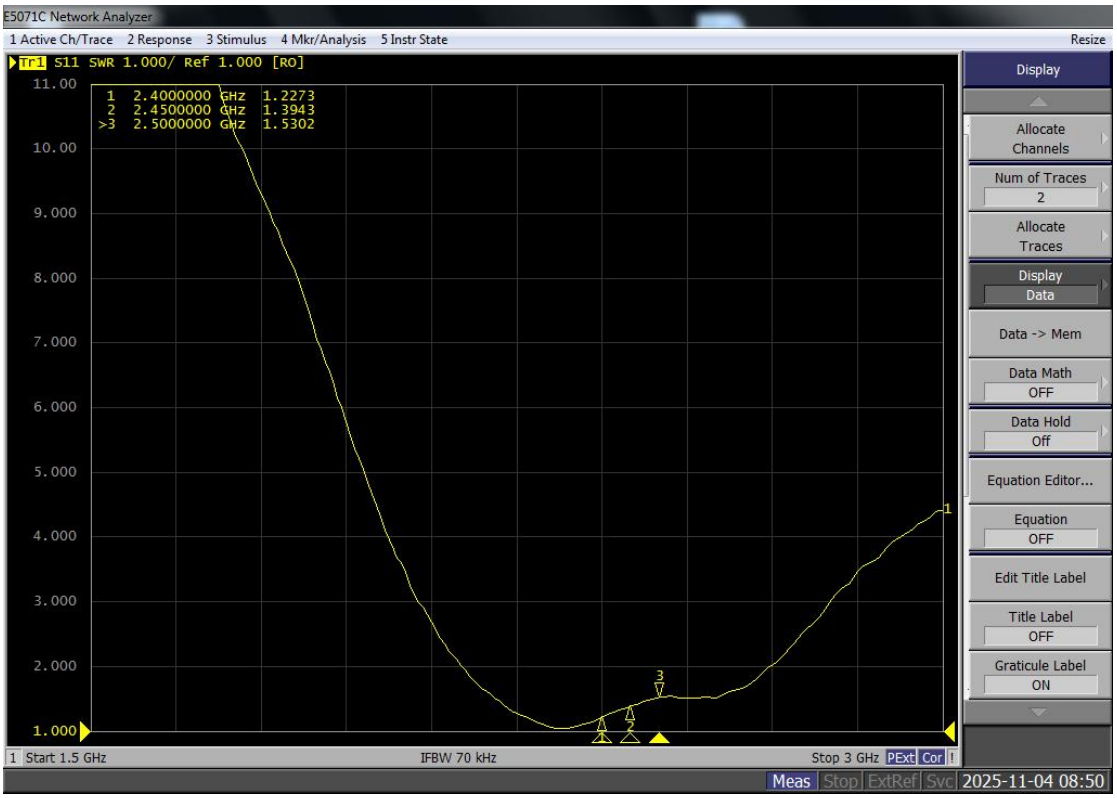

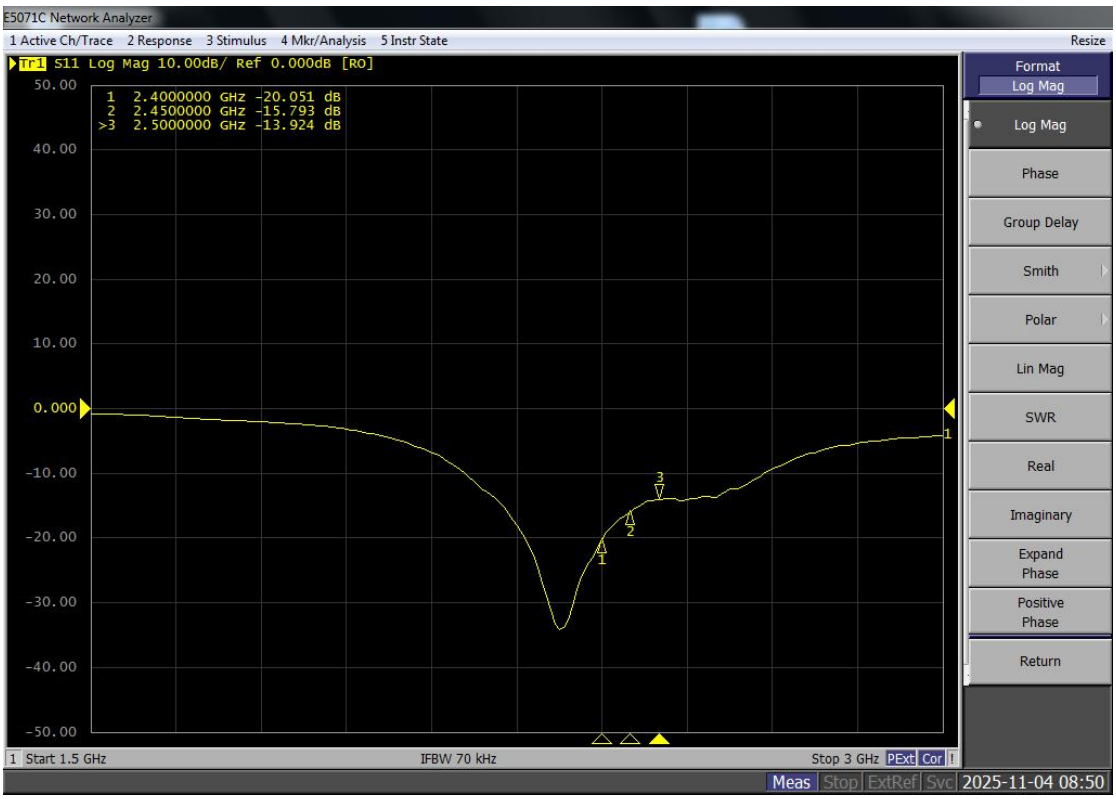

4. 23 Radiation pattern of antenna, frequency: 2400-2500MHz

Frequency (MHz)	Gain（dBi）	Efficiency（%）
2400	1.17	62.40
2450	1.1	62.41
2500	1.5	64.65

Radiation pattern frequency point

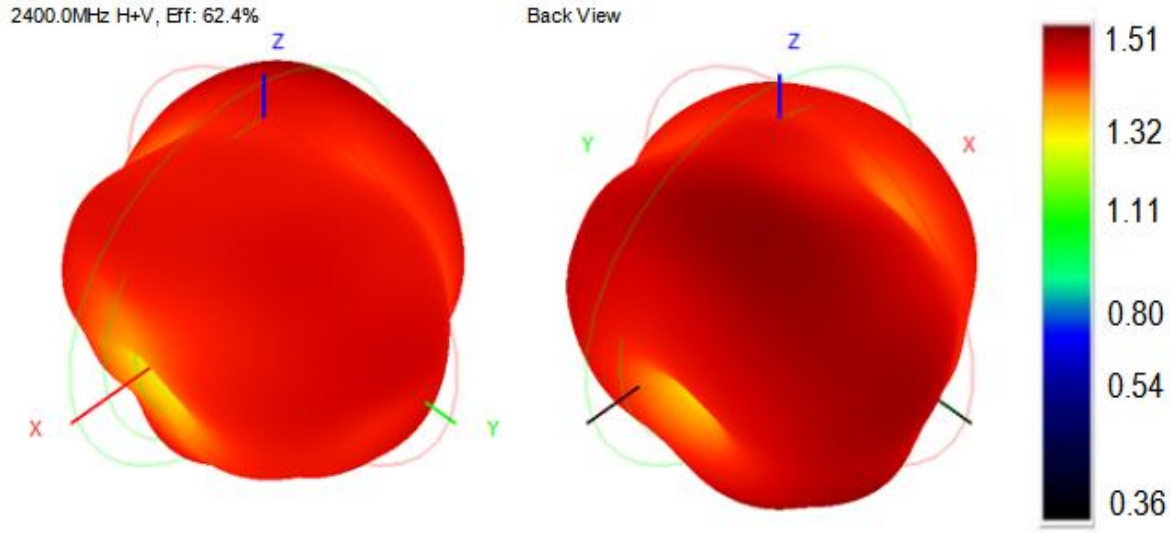

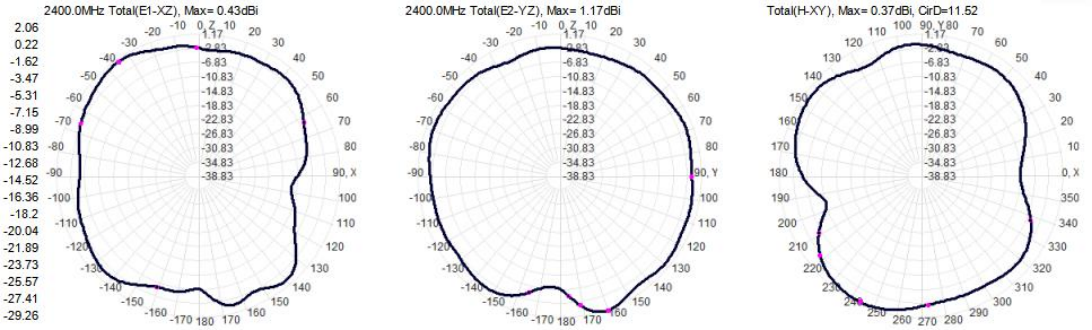

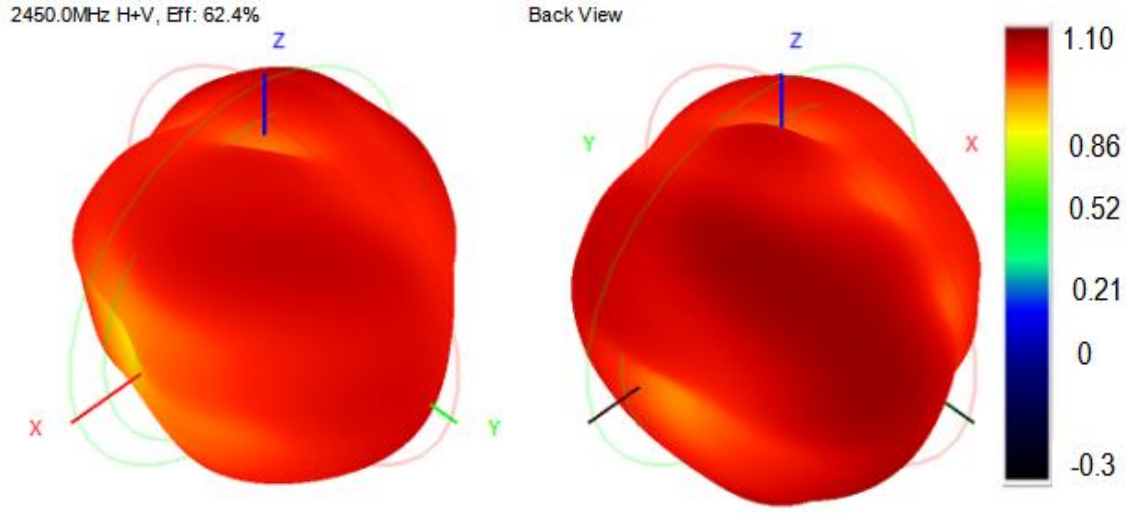

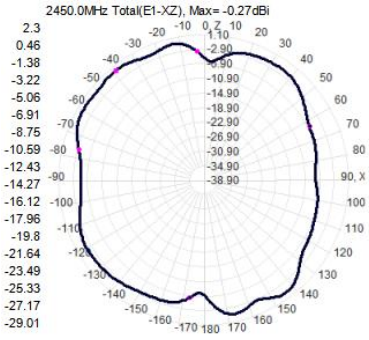
2450.0MHz Total(E1-XZ), Max= -0.27dBi

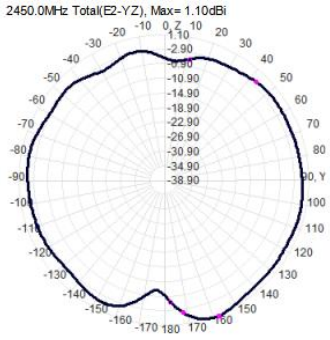
2450.0MHz Total(E2-YZ), Max= 1.10dBi

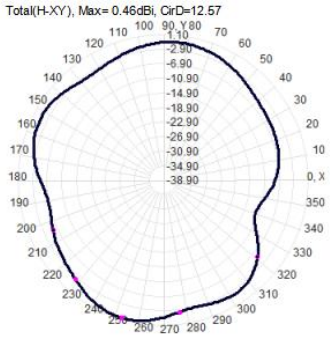
Total(H-XY), Max= 0.46dBi, CirD=12.57

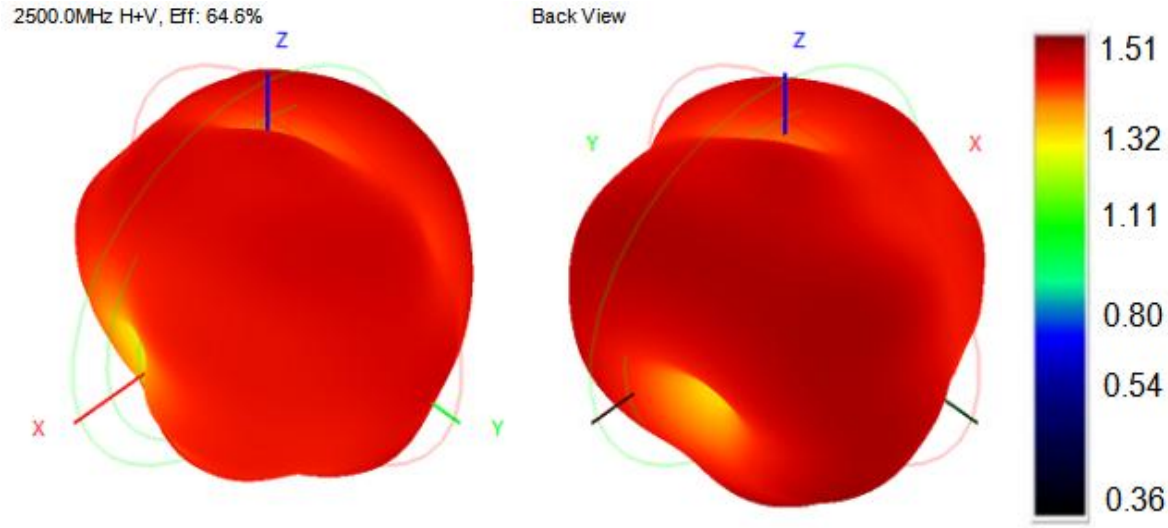
2500.0MHz H+V, Eff: 64.6%
Back View
Z
X
Y
1.51
1.32
1.11
0.80
0.54
0.36

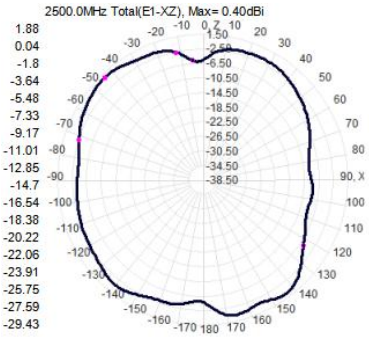
2500.0MHz Total(E1-XZ), Max= 0.40dBi

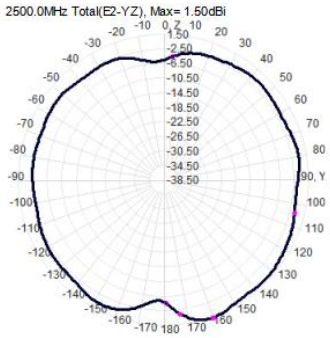
2500.0MHz Total(E2-YZ), Max= 1.50dBi

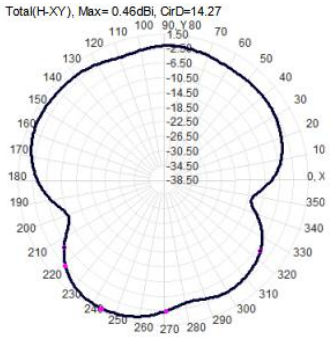
Total(H-XY), Max= 0.46dBi, CirD=14.27

5. Product Packaging

Manner of packing**:** Packed in self sealed bags, 200 pcs each.

6. Document Resume

Document No.	
Release Date	2025/11/21
Author	XiofengZeng
Review	WH

Revised History

Date	Version	Revised Record
2025/11/21	1.00	New Project