FCC Test Report

FCC ID	:	**2BV36EE6610-20**
Equipment	:	**Tri-Band Wireless BE19000 10G Ethernet Gateway**
Model No.	:	**EE6610-20**
Brand Name	:	**ZYXEL**
Applicant	:	**ZYXEL Communications Inc.**
Address	:	**1130 N. Miller Street, Anaheim, CA 92806, USA**
Standard	:	**47 CFR FCC Part 15.247**
Received Date	:	**Jul. 31, 2026**
Tested Date	:	**Aug. 12 ~ Aug. 22, 2026**

We, International Certification Corporation, would like to declare that the tested sample has been evaluated and in compliance with the requirement of the above standards. The test results contained in this report refer exclusively to the product. It shall not be reproduced except in full without the written approval of our laboratory.

Reviewed by: **Approved by:**

Along Chen / Manager **Gary Chang / Manager**

Table of Contents

1 GENERAL DESCRIPTION 5

1.1 Information 5
1.2 Local Support Equipment List 9
1.3 Test Setup Chart 9
1.4 The Equipment List 10
1.5 Test Standards 11
1.6 Reference Guidance 11
1.7 Deviation from Test Standard and Measurement Procedure 11
1.8 Measurement Uncertainty 11

2 TEST CONFIGURATION 12

2.1 Testing Facility 12
2.2 The Worst Test Modes and Channel Details 13

3 TRANSMITTER TEST RESULTS 14

3.1 6dB and Occupied Bandwidth 14
3.2 Conducted Output Power 15
3.3 Power Spectral Density 16
3.4 Unwanted Emissions into Restricted Frequency Bands 17
3.5 Emissions in Non-Restricted Frequency Bands 19
3.6 AC Power Line Conducted Emissions 20

4 TEST LABORATORY INFORMATION 21

Appendix A. 6dB and Occupied Bandwidth
Appendix B. Conducted Output Power
Appendix C. Power Spectral Density
Appendix D. Unwanted Emissions into Restricted Frequency Bands
Appendix E. Emissions in Non-Restricted Frequency Bands
Appendix F. AC Power Line Conducted Emissions

Release Record

Report No.	Version	Description	Issued Date
FR673101AC	Rev. 01	Initial issue	Oct. 07, 2026

Summary of Test Results

FCC Rules	Test Items	Measured	Result
15.207	AC Power Line Conducted Emission	[dBuV]: 0.150MHz 45.93 (Margin -20.07dB) - QP	Pass
15.247(d) 15.209	Unwanted Emissions	[dBuV/m at 3m]: 2390.00MHz 53.86 (Margin -0.14dB) - AV	Pass
15.247(b)(3)	Conducted Output Power	***Non-beamforming mode*** Max Power [dBm]: 29.34 ***Beamforming mode*** Max Power [dBm]: 24.81	Pass
15.247(a)(2)	6dB Bandwidth	Meet the requirement of limit	Pass
15.247(e)	Power Spectral Density	Meet the requirement of limit	Pass
15.203	Antenna Requirement	Meet the requirement of limit	Pass

Declaration of Conformity:
The test results with all measurement uncertainty excluded are presented in accordance with the regulation limits or requirements declared by manufacturers.
Comments and Explanations:
The declared of product specification for EUT presented in the report are provided by the manufacturer, and the manufacturer takes all the responsibilities for the accuracy of product specification.

1 General Description

1.1 Information

1.1.1 Specification of the Equipment under Test (EUT)

RF General Information					
Frequency Range (MHz)	**IEEE Std. 802.11**	**Ch. Freq. (MHz)**	**Channel Number**	**Transmit Chains (N_{TX})**	**Data Rate / MCS**
2400-2483.5	b	2412-2462	1-11 [11]	4	1-11 Mbps
2400-2483.5	g	2412-2462	1-11 [11]	4	6-54 Mbps
2400-2483.5	n (HT20)	2412-2462	1-11 [11]	4	MCS 0-31
2400-2483.5	n (HT40)	2422-2452	3-9 [7]	4	MCS 0-31
2400-2483.5	ac (VHT20)	2412-2462	1-11 [11]	4	MCS 0-9
2400-2483.5	ac (VHT40)	2422-2452	3-9 [7]	4	MCS 0-9
2400-2483.5	ax (HE20)	2412-2462	1-11 [11]	4	MCS 0-11
2400-2483.5	ax (HE40)	2422-2452	3-9 [7]	4	MCS 0-11
2400-2483.5	be (EHT20)	2412-2462	1-11 [11]	4	MCS 0-13
2400-2483.5	be (EHT40)	2422-2452	3-9 [7]	4	MCS 0-13
Note 1: RF output power specifies that Maximum Conducted (Average) Output Power. Note 2: DSSS-DBPSK, DQPSK, CCK modulation OFDM-BPSK, QPSK, 16QAM, 64QAM, 256QAM, 1024QAM and 4096QAM modulation.					

1.1.2 Antenna Details

Brand	Model	Type	Connector	Antenna Gain (dBi)
PSA	56-001-000847Z	PCB	IPEX	5.27
PSA	56-001-000848Z	PCB	IPEX	5.07
PSA	56-001-000849Z	PCB	IPEX	4.55
PSA	56-001-000850Z	PCB	IPEX	4.85

1.1.3 Configuration of Equipment under Test (EUT)

Power Supply Type	12Vdc from adapter	
Beamforming	☒ Support	☐ Not support
RU Configuration	☒ Full RU	☐ Partial RU

1.1.4 Accessories

Accessories		
No.	**Equipment**	**Description**
1	AC adapter	Brand: Frecom Model: F42L1-120350SPAU I/P: 100-240Vac, 50/60Hz 1.4A O/P: 12.0Vdc, 3.5A Power Line: 1.5m non-shielded without core
2	RJ45 cable	1m non-shielded without core

1.1.5 Channel List

Frequency band (MHz)		**2400~2483.5**	
802.11 b / g / n HT20 / ac VHT20 / ax HE20 / be EHT20		**802.11n HT40 / ac VHT40 / ax HE40 / be EHT40**	
Channel	**Frequency(MHz)**	**Channel**	**Frequency(MHz)**
1	2412	3	2422
2	2417	4	2427
3	2422	5	2432
4	2427	6	2437
5	2432	7	2442
6	2437	8	2447
7	2442	9	2452
8	2447	---	---
9	2452	---	---
10	2457	---	---
11	2462	---	---

1.1.6 Test Tool and Duty Cycle

Test Tool	QSPR x86, Version: 6.00.00234.1		
Duty Cycle and Duty Factor	**Mode**	**Duty Cycle (%)**	**Duty Factor (dB)**
	11b	99.81%	0.01
	11g	98.96%	0.05
	be EHT20	97.63%	0.10
	be EHT40	99.74%	0.01

11b

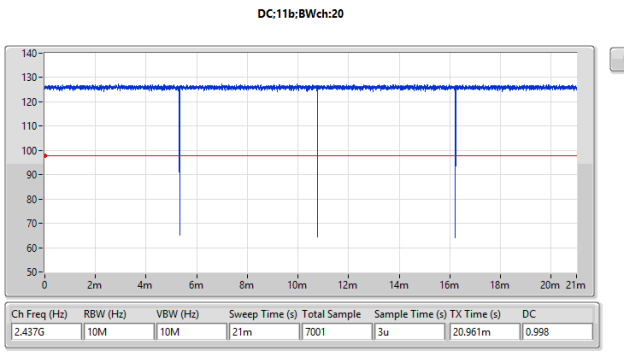

11g

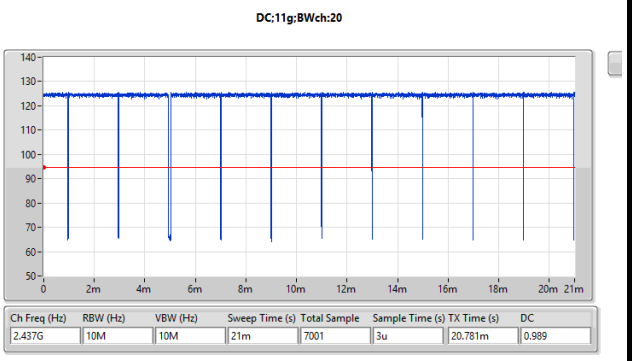

be EHT20

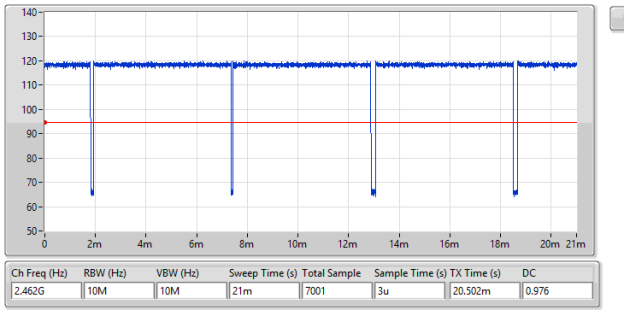

be EHT40

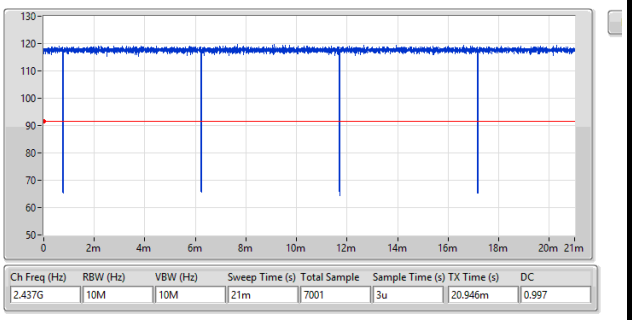

1.1.7 Power Index of Test Tool

Modulation Mode	Test Frequency (MHz)	Power Index
11b	2412	18
11b	2417	20
11b	2422	22
11b	2437	23
11b	2452	22.5
11b	2457	21
11b	2462	19.5
11g	2412	17.5
11g	2417	18.5
11g	2422	19
11g	2427	20.5
11g	2437	21.5
11g	2452	21
11g	2457	20
11g	2462	17
be EHT20	2412	15
be EHT20	2417	17
be EHT20	2422	18.5
be EHT20	2427	19
be EHT20	2432	20
be EHT20	2437	21
be EHT20	2452	20.5
be EHT20	2457	18.5
be EHT20	2462	16
be EHT40	2422	14
be EHT40	2427	15
be EHT40	2432	15
be EHT40	2437	16.5
be EHT40	2442	15
be EHT40	2447	14.5
be EHT40	2452	14

1.2 Local Support Equipment List

Support Equipment List					
No.	**Equipment**	**Brand**	**Model**	**FCC ID**	**Remarks**
1	Laptop	DELL	Latitude 3440	DoC	---
2	Laptop	DELL	Latitude E5470	DoC	---
3	USB Flash	Kingston(USB 3.2)	DTKN128GB	---	---
4	RJ45 Load	ICC	---	---	---

1.3 Test Setup Chart

Test Setup Diagram

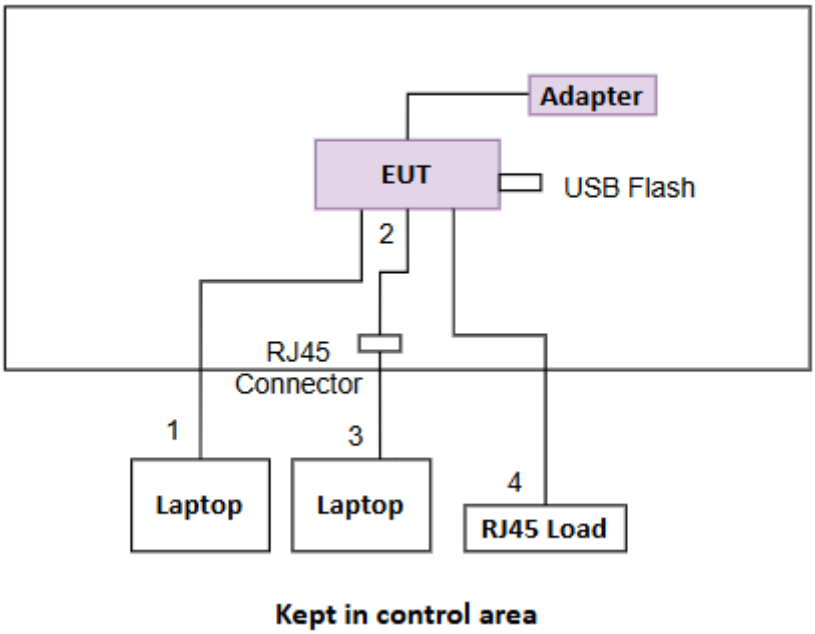

No.	Signal cable / Length (m)
1	RJ45, 10m non-shielded.
2	RJ45, 1m non-shielded.
3	RJ45, 10m non-shielded.
4	RJ45, 1.3m(x3) non-shielded with load.

1.4 The Equipment List

Test Item	Radiated Emission				
Test Site	966 chamber3 / (03CH03-WS)				
Tested Date	Aug. 12 ~ Aug. 18, 2026				
Instrument	**Brand**	**Model No.**	**Serial No.**	**Calibration Date**	**Calibration Until**
Receiver	R&S	ESR3	101657	Apr. 02, 2026	Apr. 01, 2027
Spectrum Analyzer	R&S	FSV40	101499	Apr. 13, 2026	Apr. 12, 2027
Loop Antenna	R&S	HFH2-Z2	100330	Nov. 17, 2025	Nov. 16, 2026
Bilog Antenna	SCHWARZBECK	VULB9168	VULB9168-685	Jul. 17, 2026	Jul. 16, 2027
Horn Antenna 1G-18G	SCHWARZBECK	BBHA 9120 D	BBHA 9120 D 1206	Jan. 23, 2026	Jan. 22, 2027
Horn Antenna 18G-40G	SCHWARZBECK	BBHA 9170	BBHA 9170517	Nov. 28, 2025	Nov. 27, 2026
Preamplifier	EMC	EMC02325	980187	Jun. 26, 2026	Jun. 25, 2027
Preamplifier	EMC	EMC118A45SE	980897	Aug. 06, 2026	Aug. 05, 2027
Preamplifier	EMC	EMC184045SE	980903	Aug. 06, 2026	Aug. 05, 2027
Loop Antenna Cable	KOAX KABEL	101354-BW	101354-BW	Oct. 01, 2025	Sep. 30, 2026
LF cable-0.8M	EMC	EMC8D-NM-NM-800	EMC8D-NM-NM-800-001	Sep. 19, 2025	Sep. 18, 2026
LF cable-3M	EMC	EMC8D-NM-NM-3000	131103	Sep. 19, 2025	Sep. 18, 2026
LF cable-13M	EMC	EMC8D-NM-NM-13000	131104	Sep. 19, 2025	Sep. 18, 2026
RF cable-3M	HUBER+SUHNER	SUCOFLEX104	MY22620/4	Sep. 19, 2025	Sep. 18, 2026
RF cable-8M	EMC	EMC104-SM-SM-8000	181107	Sep. 19, 2025	Sep. 18, 2026
RF cable-1M	HUBER+SUHNER	SUCOFLEX104	MY22624/4	Sep. 19, 2025	Sep. 18, 2026
Attenuator	Pasternack	PE7005-10	10-3	Sep. 19, 2025	Sep. 18, 2026
HIGHPASS FILTER	WI	WHK3.1-18G-10SS	43	Sep. 19, 2025	Sep. 18, 2026
Measurement Software	AUDIX	e3	6.120210g	NA	NA
Note: Calibration Interval of instruments listed above is one year.					

Test Item	RF Conducted				
Test Site	(TH01-WS)				
Tested Date	Aug. 22, 2026				
Instrument	**Brand**	**Model No.**	**Serial No.**	**Calibration Date**	**Calibration Until**
Spectrum Analyzer	R&S	FSV3044	101516	Jun. 06, 2026	Jun. 05, 2027
Power Meter	Anritsu	ML2495A	1241002	Nov. 21, 2025	Nov. 20, 2026
Power Sensor	Anritsu	MA2411B	1207366	Nov. 21, 2025	Nov. 20, 2026
Attenuator	Pasternack	PE7005-10	10-2	Oct. 03, 2025	Oct. 02, 2026
Measurement Software	Sporton	SENSE-15247_DTS	V5.11	NA	NA
Note: Calibration Interval of instruments listed above is one year.					

Test Item	Conducted Emission				
Test Site	Conduction room 1 / (CO01-WS)				
Tested Date	Aug. 21, 2026				
Instrument	**Brand**	**Model No.**	**Serial No.**	**Calibration Date**	**Calibration Until**
Receiver	R&S	ESR3	101659	Apr. 29, 2026	Apr. 28, 2027
LISN	R&S	ENV216	101579	May. 18, 2026	May. 17, 2027
LISN (Support Unit)	SCHWARZBECK	Schwarzbeck 8127	8127-666	Apr. 12, 2026	Apr. 11, 2027
RF Cable-CON	EMC	EMCCFD300-BM-BM-6000	50821	Oct. 07, 2025	Oct. 06, 2026
50 ohm terminal	NA	50	03	Jun. 23, 2026	Jun. 22, 2027
Measurement Software	AUDIX	e3	6.120210g	NA	NA
Note: Calibration Interval of instruments listed above is one year.					

1.5 Test Standards

47 CFR FCC Part 15.247
ANSI C63.10-2020 + Cor. 1-2023 + C63.10a-2024 + Errata to C63.10a-2024
ANSI C63.4-2014 + C63.4a-2017

1.6 Reference Guidance

FCC KDB 558074 D01 15.247 Meas Guidance v05r02
FCC KDB 662911 D01 Multiple Transmitter Output v02r01

1.7 Deviation from Test Standard and Measurement Procedure

None

1.8 Measurement Uncertainty

The measurement uncertainties given below are based on a 95% confidence level (based on a coverage factor (k=2)).

Measurement Uncertainty	
Parameters	**Uncertainty**
Bandwidth	±34.130 Hz
Conducted power	±0.808 dB
Power density	±0.583 dB
Conducted emission	±2.715 dB
AC conducted emission	±2.92 dB
Unwanted Emission ≤ 1GHz	±3.96 dB
Unwanted Emission > 1GHz	±4.51 dB

2 Test Configuration

2.1 Testing Facility

Test Laboratory	International Certification Corporation
Test Site	CO01-WS, TH01-WS
Address of Test Site	No.3-1, Lane 6, Wen San 3rd St., Kwei Shan Dist., Tao Yuan City 33381, Taiwan (R.O.C.)
Test Site	03CH03-WS
Address of Test Site	No.14-1, Lane 19, Wen San 3rd St., Kwei Shan Dist., Tao Yuan City 33381, Taiwan (R.O.C.)

- FCC Designation No.: TW0009
- FCC site registration No.: 207696
- ISED#: 10807C
- CAB identifier: TW2732

2.2 The Worst Test Modes and Channel Details

Test item	Modulation Mode	Test Frequency (MHz)	Data Rate	Test Configuration
Non-beamforming mode				
AC Power Line Conducted Emission	11b	2437	1 Mbps	---
Unwanted Emissions ≤ 1GHz	11b	2437	1 Mbps	---
Conducted Output Power	11b	2412 / 2417 / 2422 / 2437 / 2452 / 2457 / 2462	1 Mbps	---
	11g	2412 / 2417 / 2422 / 2427 / 2437 / 2452 / 2457 / 2462	6 Mbps	---
	be EHT20	2412 / 2417 / 2422 / 2427 / 2432 / 2437 / 2452 / 2457 / 2462	MCS 0	---
	be EHT40	2422 / 2427 / 2432 / 2437 / 2442 / 2447 / 2452	MCS 0	---
Unwanted Emissions >1GHz 6dB bandwidth Power spectral density	11b 11g be EHT20 be EHT40	2412 / 2437 / 2462 2412 / 2437 / 2462 2412 / 2437 / 2462 2422 / 2437 / 2452	1 Mbps 6 Mbps MCS 0 MCS 0	---
Beamforming mode				
Conducted Output Power	be EHT20	2412 / 2417 / 2422 / 2427 / 2432 / 2437 / 2452 / 2457 / 2462	MCS 0	---
	be EHT40	2422 / 2427 / 2432 / 2437 / 2442 / 2447 / 2452	MCS 0	---

NOTE:

1. The EUT was pretested with 3 orientations placed on the table for the radiated emission measurement – X, Y, and Z-plane. The **Z-plane** results were found as the worst case and were shown in this report.
2. Beamforming mode is calculated not measured. The calculation method is conducted power of non-beamforming – (Directional gain - max gain of single antenna)..

3 Transmitter Test Results

3.1 6dB and Occupied Bandwidth

3.1.1 Limit of 6dB Bandwidth

The minimum 6dB bandwidth shall be at least 500 kHz.

3.1.2 Test Procedures

6dB Bandwidth

1. Set resolution bandwidth (RBW) = 1% ~ 5 % of OBW, Video bandwidth = 3 x RBW
2. Detector = Peak, Trace mode = max hold.
3. Sweep = No faster than coupled (auto) time, Allow the trace to stabilize.
4. Measure the maximum width of the emission by placing two markers, one at the lowest frequency and the other at the highest frequency of the envelope of the spectral display, such that each marker is at or slightly below the "−6 dB down amplitude". If a marker is below this "−6 dB down amplitude" value, then it shall be as close as possible to this value

Occupied Bandwidth

1. Set resolution bandwidth (RBW) = 1% ~ 5 % of OBW, Video bandwidth = 3 x RBW
2. Detector = Sample, Trace mode = max hold.
3 Sweep = auto couple, Allow the trace to stabilize.
4. Use the OBW measurement function of spectrum analyzer to measure the occupied bandwidth.

3.1.3 Test Setup

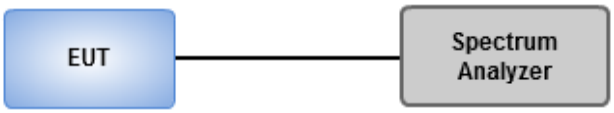

3.1.4 Test Results

Ambient Condition	22°C / 68%	**Tested By**	Roger Lu

Refer to Appendix A.

3.2 Conducted Output Power

3.2.1 Limit of Conducted Output Power

Conducted power shall not exceed 1Watt.

Antenna gain <= 6dBi, no any corresponding reduction is in output power limit.

Antenna gain > 6dBi

Non Fixed, point to point operations.
The conducted output power from the intentional radiator shall be reduced by the amount in dB that the directional gain of the antenna exceeds 6 dB

Fixed, point to point operations
Systems operating in the 2400–2483.5 MHz band that are used exclusively for fixed, point-to-point Operations, maximum peak output power of the intentional radiator is reduced by 1 dB for every 3 dB that the directional gain of the antenna exceeds 6 dBi.

3.2.2 Test Procedures

A broadband RF power meter is used for output power measurement. The video bandwidth of power meter is greater than DTS bandwidth of EUT. If duty cycle of test signal is not 100 %, trigger and gating function of power meter will be enabled to capture transmission burst for measuring output power.

3.2.3 Test Setup

3.2.4 Test Results

Ambient Condition	22°C / 68%	**Tested By**	Roger Lu

Refer to Appendix B.

3.3 Power Spectral Density

3.3.1 Limit of Power Spectral Density

Power spectral density shall not be greater than 8 dBm in any 3 kHz band.

3.3.2 Test Procedures

Peak PSD

1. Set the RBW = 3 kHz, VBW = 10 kHz.
2. Detector = Peak, Sweep time = auto couple.
3. Trace mode = max hold, allow trace to fully stabilize.
4. Use the peak marker function to determine the maximum amplitude level.

Average PSD, duty cycle ≥ 98%

1. Set the RBW = 3 kHz, VBW = 10 kHz.
2. Detector = RMS, Sweep time = auto couple.
3. Sweep time = auto couple.
4. Employ trace averaging (RMS) mode over a minimum of 100 traces.
5. Use the peak marker function to determine the maximum amplitude level.

Average PSD, duty cycle < 98%

1 Set the RBW = 3 kHz, VBW = 10 kHz
2 Detector = RMS, Sweep time = auto couple.
3 Sweep time = auto couple.
4 Employ trace averaging (RMS) mode over a minimum of 100 traces.
5 Use the peak marker function to determine the maximum amplitude level.
6 Add 10 log (1/x), where x is the duty cycle.

3.3.3 Test Setup

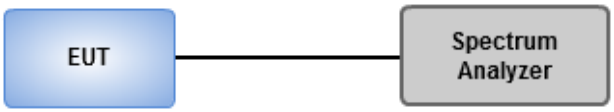

3.3.4 Test Results

Ambient Condition	22°C / 68%	**Tested By**	Roger Lu

Refer to Appendix C.

3.4 Unwanted Emissions into Restricted Frequency Bands

3.4.1 Limit of Unwanted Emissions into Restricted Frequency Bands

Restricted Band Emissions Limit			
Frequency Range (MHz)	**Field Strength (uV/m)**	**Field Strength (dBuV/m)**	**Measure Distance (m)**
0.009~0.490	2400/F(kHz)	48.5 - 13.8	300
0.490~1.705	24000/F(kHz)	33.8 - 23	30
1.705~30.0	30	29	30
30~88	100	40	3
88~216	150	43.5	3
216~960	200	46	3
Above 960	500	54	3

Note 1:
Qusai-Peak value is measured for frequency below 1GHz except for 9–90 kHz, 110–490 kHz frequency band. Peak and average value are measured for frequency above 1GHz. The limit on average radio frequency emission is as above table. The limit on peak radio frequency emissions is 20 dB above the maximum permitted average emission limit
Note 2:
Measurements may be performed at a distance other than what is specified provided. When performing measurements at a distance other than that specified, the results shall be extrapolated to the specified distance using an extrapolation factor as below, Frequency at or above 30 MHz: 20 dB/decade Frequency below 30 MHz: 40 dB/decade.

3.4.2 Test Procedures

1. Measurement is made at a semi-anechoic chamber that incorporates a turntable allowing a EUT rotation of 360°. A continuously-rotating, remotely-controlled turntable is installed at the test site to support the EUT and facilitate determination of the direction of maximum radiation for each EUT emission frequency. The EUT is placed at test table. For emissions testing at or below 1 GHz, the table height is 80 cm above the reference ground plane. For emission measurements above 1 GHz, the table height is 1.5 m
2. Measurement is made with the antenna positioned in both the horizontal and vertical planes of polarization. The measurement antenna is varied in height (1m ~ 4m) above the reference ground plane to obtain the maximum signal strength. Distance between EUT and antenna is 3 m.
3. This investigation is performed with the EUT rotated 360°, the antenna height scanned between 1 m and 4 m, and the antenna rotated to repeat the measurements for both the horizontal and vertical antenna polarizations.

Note:

1. 120kHz measurement bandwidth of test receiver and Quasi-peak detector is for radiated emission below 1GHz.
2. RBW=1MHz, VBW=3MHz and Peak detector is for peak measured value of radiated emission above 1GHz.
3. RBW=1MHz, VBW=1/T and Peak detector is for average measured value of radiated emission above 1GHz.

3.4.3 Test Setup

Radiated Emissions below 1 GHz

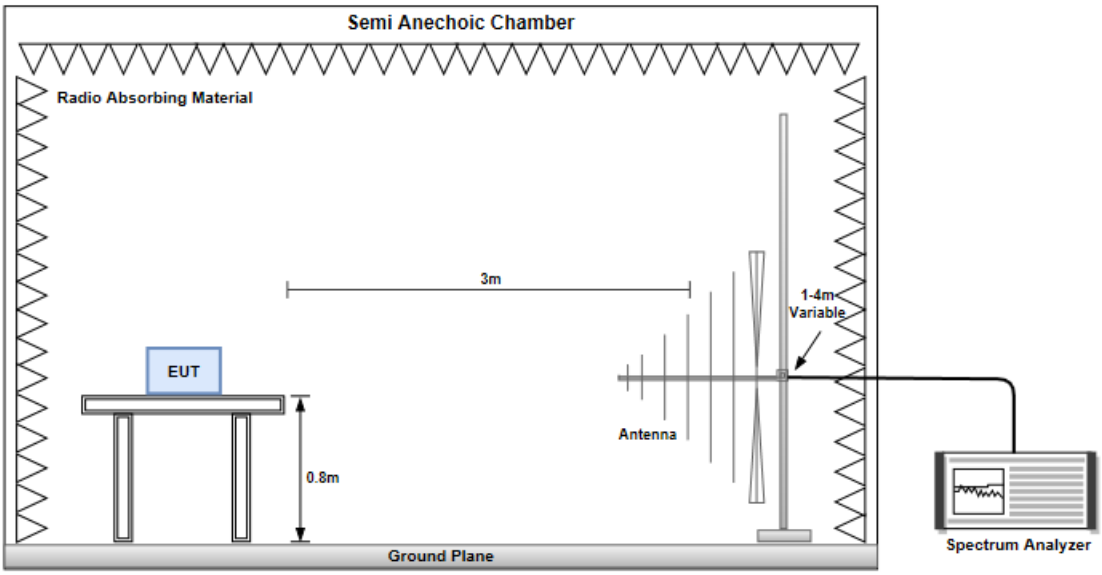

Radiated Emissions above 1 GHz

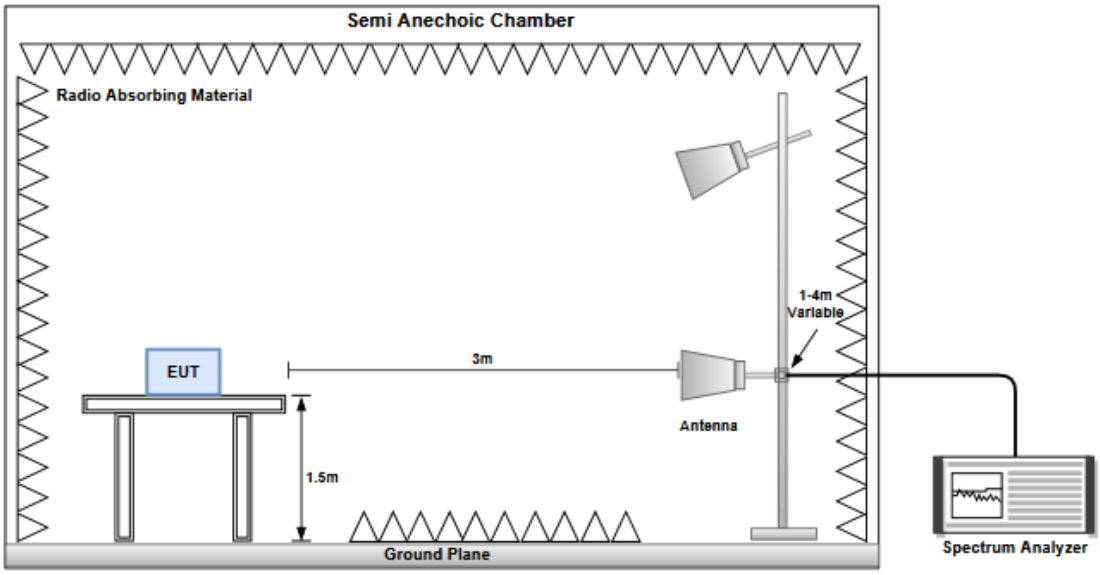

3.4.4 Test Results

Refer to Appendix D.

3.5 Emissions in Non-Restricted Frequency Bands

3.5.1 Emissions in Non-Restricted Frequency Bands Limit

Peak power in any 100 kHz bandwidth outside of the authorized frequency band shall be attenuated by at least 30 dB relative to the maximum in-band peak PSD level in 100 kHz.

3.5.2 Test Procedures

Reference level measurement

1. Set RBW=100kHz, VBW = 300kHz , Detector = Peak, Sweep time = Auto
2. Trace = max hold , Allow Trace to fully stabilize
3. Use the peak marker function to determine the maximum PSD level

Emission level measurement

1. Set RBW=100kHz, VBW = 300kHz , Detector = Peak, Sweep time = Auto
2. Trace = max hold , Allow Trace to fully stabilize
3. Scan Frequency range is up to 25GHz
4. Use the peak marker function to determine the maximum amplitude level

3.5.3 Test Setup

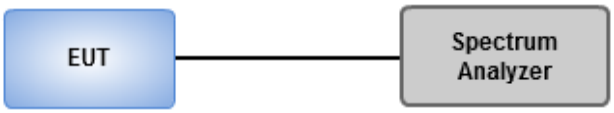

3.5.4 Test Results

Ambient Condition	22°C / 68%	**Tested By**	Roger Lu

Refer to Appendix E.

3.6 AC Power Line Conducted Emissions

3.6.1 Limit of AC Power Line Conducted Emissions

Conducted Emissions Limit		
Frequency Emission (MHz)	**Quasi-Peak**	**Average**
0.15-0.5	66 - 56 *	56 - 46 *
0.5-5	56	46
5-30	60	50
Note 1: * Decreases with the logarithm of the frequency.		

3.6.2 Test Procedures

1. The device is placed on a test table, raised 80 cm above the reference ground plane. The vertical conducting plane is located 40 cm to the rear of the device.
2. The device is connected to line impedance stabilization network (LISN) and other accessories are connected to other LISN. Measured levels of AC power line conducted emission are across the 50 Ω LISN port.
3. AC conducted emission measurements is made over frequency range from 150 kHz to 30 MHz.
4. This measurement was performed with AC 120V / 60Hz.

3.6.3 Test Setup

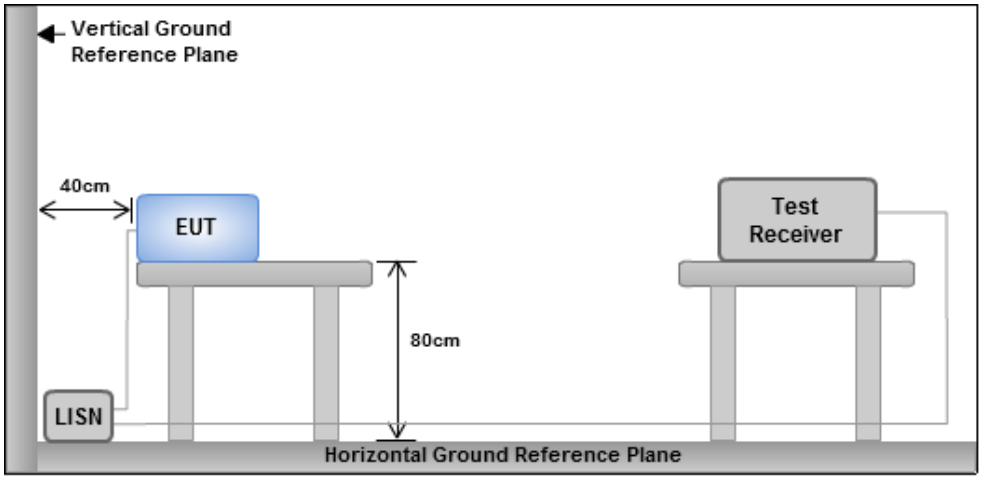

Note: 1. Support units were connected to second LISN.
2. Both of LISNs (AMN) are 80 cm from EUT and at least 80 cm from other units and other metal planes

3.6.4 Test Results

Refer to Appendix F.

4 Test laboratory information

Established in 2012, ICC provides foremost EMC & RF Testing and advisory consultation services by our skilled engineers and technicians. Our services employ a wide variety of advanced edge test equipment and one of the widest certification extents in the business.

International Certification Corporation (EMC and Wireless Communication Laboratory), it is our definitive objective is to institute long term, trust-based associations with our clients. The expectation we set up with our clients is based on outstanding service, practical expertise and devotion to a certified value structure. Our passion is to grant our clients with best EMC / RF services by oriented knowledgeable and accommodating staff.

Our Test sites are located at Linkou District and Kwei Shan District. Location map can be found on our website https://www.icertifi.com.tw.

Linkou

Tel: 886-2-2601-1640

No.30-2, Ding Fwu Tsuen, Lin Kou District, New Taipei City, Taiwan (R.O.C.)

Kwei Shan

Tel: 886-3-271-8666

No.3-1, Lane 6, Wen San 3rd St., Kwei Shan Dist., Tao Yuan City 33381, Taiwan (R.O.C.)

No.2-1, Lane 6, Wen San 3rd St., Kwei Shan Dist., Tao Yuan City 33381, Taiwan (R.O.C.)

Kwei Shan Site II

Tel: 886-3-271-8640

No.14-1, Lane 19, Wen San 3rd St., Kwei Shan Dist., Tao Yuan City 33381, Taiwan (R.O.C.)

Zhonghe

Tel: 886-2-2222-0288

1F, No. 6, Jiankang Road, Zhonghe District, New Taipei City 235045, Taiwan (R.O.C.)

If you have any suggestion, please feel free to contact us as below information.

Tel: 886-3-271-8666
Fax: 886-3-318-0345
Email: ICC_Service@icertifi.com.tw

═══END═══

Summary

Mode	Max-N dB (Hz)	Max-OBW (Hz)	ITU-Code	Min-N dB (Hz)	Min-OBW (Hz)
2.4-2.4835GHz	-	-	-	-	-
802.11b_Nss1,(1Mbps)_4TX	8.745M	13.423M	13M4G1D	7.755M	12.814M
802.11g_Nss1,(6Mbps)_4TX	16.555M	17.85M	17M9D1D	16.445M	17.434M
802.11be EHT20_Nss1,(MCS0)_4TX	18.975M	19.285M	19M3D1D	18.755M	19.129M
802.11be EHT40_Nss1,(MCS0)_4TX	37.95M	37.824M	37M8D1D	37.51M	37.684M

Max-N dB = Maximum 6dB down bandwidth; Max-OBW = Maximum 99% occupied bandwidth;
Min-N dB = Minimum 6dB down bandwidth; Min-OBW = Minimum 99% occupied bandwidth

Result

Mode	Result	Limit (Hz)	Port 1-N dB (Hz)	Port 1-OBW (Hz)	Port 2-N dB (Hz)	Port 2-OBW (Hz)	Port 3-N dB (Hz)	Port 3-OBW (Hz)	Port 4-N dB (Hz)	Port 4-OBW (Hz)
802.11b_Nss1,(1Mbps)_4TX	-	-	-	-	-	-	-	-	-	-
2412MHz	Pass	500k	8.305M	13.238M	8.25M	13.283M	8.745M	13.217M	7.755M	13.149M
2437MHz	Pass	500k	8.25M	13.3M	8.25M	13.423M	8.25M	12.814M	8.195M	13.19M
2462MHz	Pass	500k	8.195M	13.128M	8.195M	13.212M	8.25M	13.105M	8.195M	13.09M
802.11g_Nss1,(6Mbps)_4TX	-	-	-	-	-	-	-	-	-	-
2412MHz	Pass	500k	16.445M	17.717M	16.555M	17.623M	16.5M	17.85M	16.555M	17.434M
2437MHz	Pass	500k	16.5M	17.768M	16.555M	17.617M	16.555M	17.715M	16.5M	17.536M
2462MHz	Pass	500k	16.445M	17.689M	16.5M	17.525M	16.5M	17.71M	16.5M	17.45M
802.11be EHT20_Nss1,(MCS0)_4TX	-	-	-	-	-	-	-	-	-	-
2412MHz	Pass	500k	18.865M	19.229M	18.975M	19.2M	18.92M	19.285M	18.755M	19.129M
2437MHz	Pass	500k	18.975M	19.251M	18.81M	19.226M	18.92M	19.278M	18.865M	19.149M
2462MHz	Pass	500k	18.865M	19.204M	18.865M	19.19M	18.975M	19.263M	18.81M	19.129M
802.11be EHT40_Nss1,(MCS0)_4TX	-	-	-	-	-	-	-	-	-	-
2422MHz	Pass	500k	37.62M	37.73M	37.51M	37.733M	37.62M	37.71M	37.95M	37.813M
2437MHz	Pass	500k	37.62M	37.74M	37.62M	37.725M	37.73M	37.727M	37.84M	37.816M
2452MHz	Pass	500k	37.73M	37.684M	37.84M	37.711M	37.62M	37.773M	37.84M	37.824M

Port X-N dB = Port X 6dB down bandwidth;
Port X-OBW = Port X 99% occupied bandwidth

2.4-2.4835GHz_802.11b_Nss1,(1Mbps)_4TX **EBW**

2412MHz

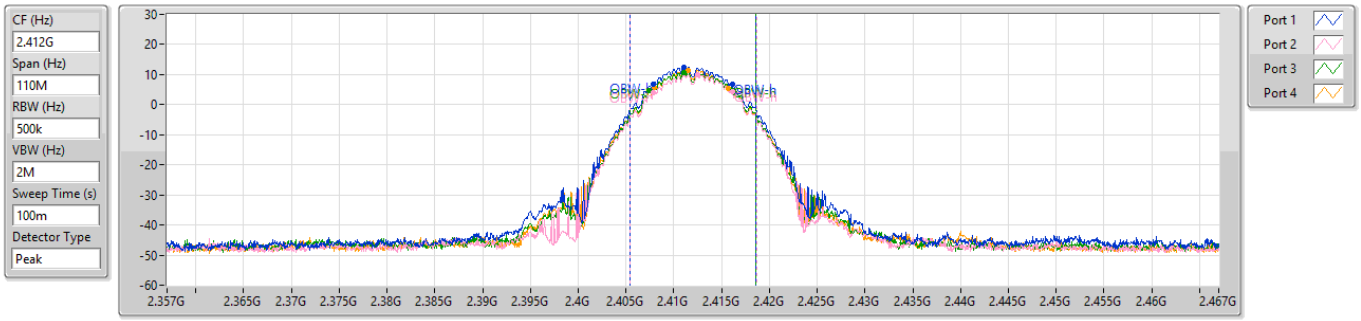

6dB(Hz)	Fl-6dB(Hz)	Fh-6dB(Hz)	OBW(Hz)	Fl-OBW(Hz)	Fh-OBW(Hz)	Limit(Hz)	Port
8.305M	2.40782G	2.416125G	13.238M	2.405392G	2.418631G	500k	1
8.25M	2.407875G	2.416125G	13.283M	2.405369G	2.418652G	500k	2
8.745M	2.407435G	2.41618G	13.217M	2.405398G	2.418615G	500k	3
7.755M	2.40793G	2.415685G	13.149M	2.405396G	2.418545G	500k	4

2.4-2.4835GHz_802.11b_Nss1,(1Mbps)_4TX **EBW**

2437MHz

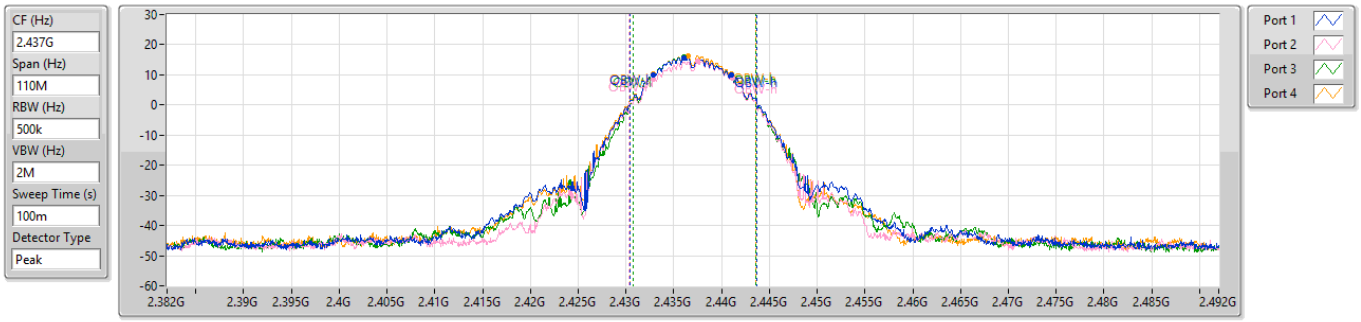

6dB(Hz)	Fl-6dB(Hz)	Fh-6dB(Hz)	OBW(Hz)	Fl-OBW(Hz)	Fh-OBW(Hz)	Limit(Hz)	Port
8.25M	2.43282G	2.44107G	13.3M	2.430423G	2.443723G	500k	1
8.25M	2.432875G	2.441125G	13.423M	2.430317G	2.443741G	500k	2
8.25M	2.43282G	2.44107G	12.814M	2.43072G	2.443535G	500k	3
8.195M	2.432875G	2.44107G	13.19M	2.43043G	2.44362G	500k	4

2.4-2.4835GHz_802.11b_Nss1,(1Mbps)_4TX **EBW**

2462MHz

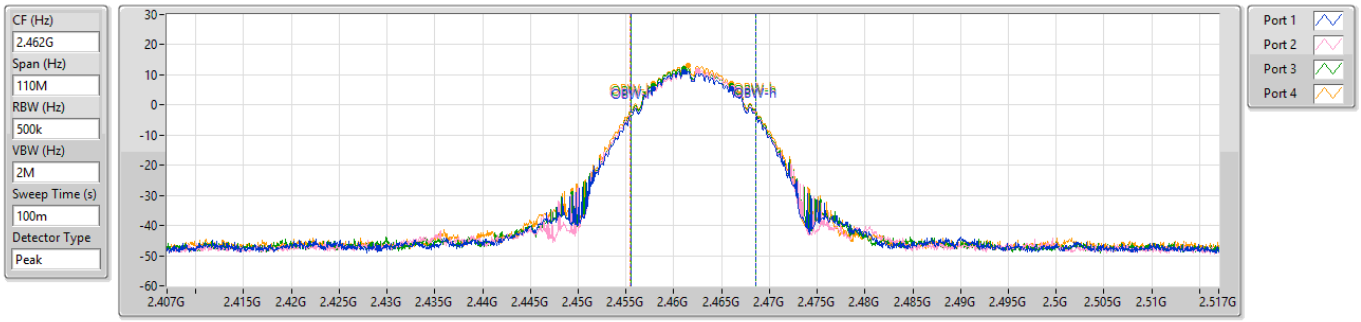

6dB(Hz)	Fl-6dB(Hz)	Fh-6dB(Hz)	OBW(Hz)	Fl-OBW(Hz)	Fh-OBW(Hz)	Limit(Hz)	Port
8.195M	2.45782G	2.466015G	13.128M	2.455481G	2.468609G	500k	1
8.195M	2.45793G	2.466125G	13.212M	2.455411G	2.468623G	500k	2
8.25M	2.45782G	2.46607G	13.105M	2.455496G	2.4686G	500k	3
8.195M	2.457875G	2.46607G	13.09M	2.45547G	2.468559G	500k	4

2.4-2.4835GHz_802.11g_Nss1,(6Mbps)_4TX **EBW**

2412MHz

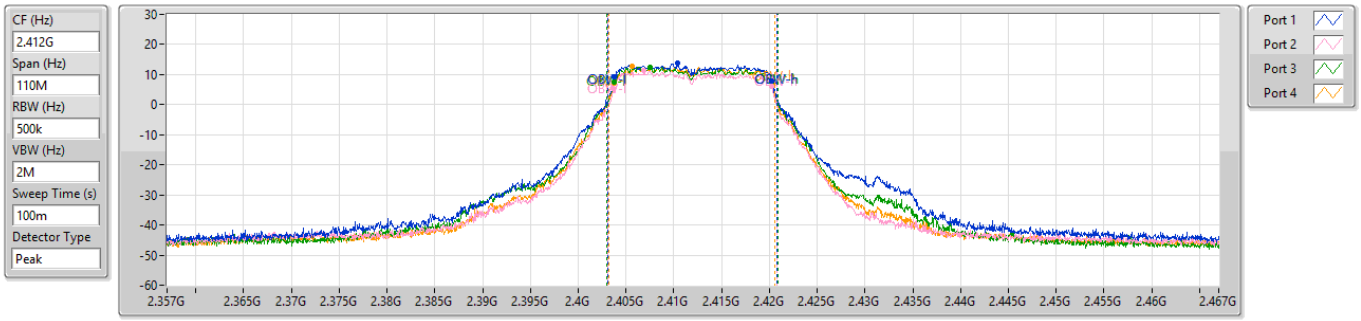

6dB(Hz)	Fl-6dB(Hz)	Fh-6dB(Hz)	OBW(Hz)	Fl-OBW(Hz)	Fh-OBW(Hz)	Limit(Hz)	Port
16.445M	2.403805G	2.42025G	17.717M	2.403076G	2.420792G	500k	1
16.555M	2.403695G	2.42025G	17.623M	2.403115G	2.420738G	500k	2
16.5M	2.40375G	2.42025G	17.85M	2.403015G	2.420865G	500k	3
16.555M	2.40375G	2.420305G	17.434M	2.403187G	2.420621G	500k	4

2.4-2.4835GHz_802.11g_Nss1,(6Mbps)_4TX **EBW**

2437MHz

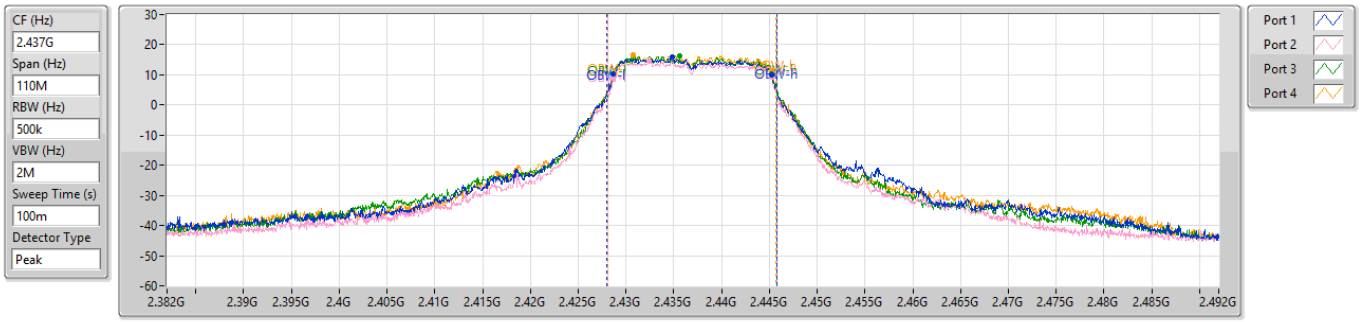

6dB(Hz)	Fl-6dB(Hz)	Fh-6dB(Hz)	OBW(Hz)	Fl-OBW(Hz)	Fh-OBW(Hz)	Limit(Hz)	Port
16.5M	2.428695G	2.445195G	17.768M	2.428006G	2.445774G	500k	1
16.555M	2.428695G	2.44525G	17.617M	2.428122G	2.44574G	500k	2
16.555M	2.428695G	2.44525G	17.715M	2.428081G	2.445796G	500k	3
16.5M	2.42875G	2.44525G	17.536M	2.428154G	2.44569G	500k	4

2.4-2.4835GHz_802.11g_Nss1,(6Mbps)_4TX **EBW**

2462MHz

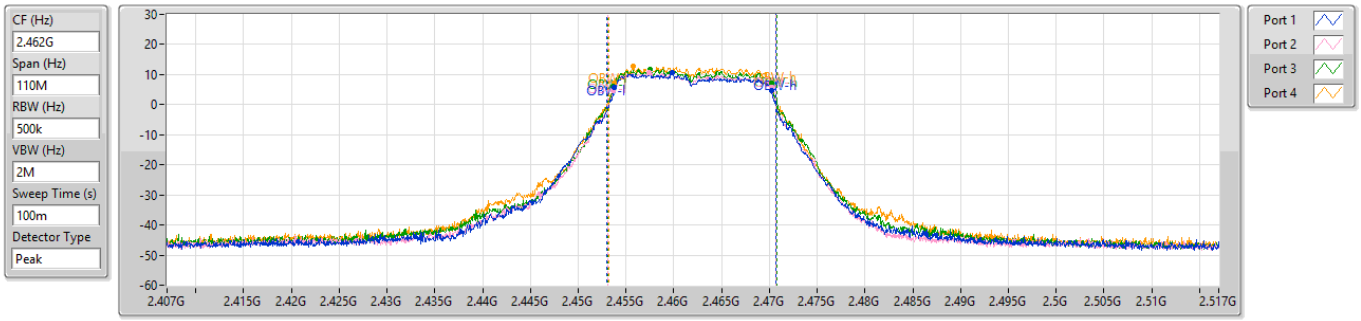

6dB(Hz)	Fl-6dB(Hz)	Fh-6dB(Hz)	OBW(Hz)	Fl-OBW(Hz)	Fh-OBW(Hz)	Limit(Hz)	Port
16.445M	2.45375G	2.470195G	17.689M	2.453017G	2.470706G	500k	1
16.5M	2.453695G	2.470195G	17.525M	2.453145G	2.47067G	500k	2
16.5M	2.453695G	2.470195G	17.71M	2.453083G	2.470793G	500k	3
16.5M	2.45375G	2.47025G	17.45M	2.453197G	2.470647G	500k	4

2.4-2.4835GHz_802.11be EHT20_Nss1,(MCS0)_4TX **EBW**

2412MHz

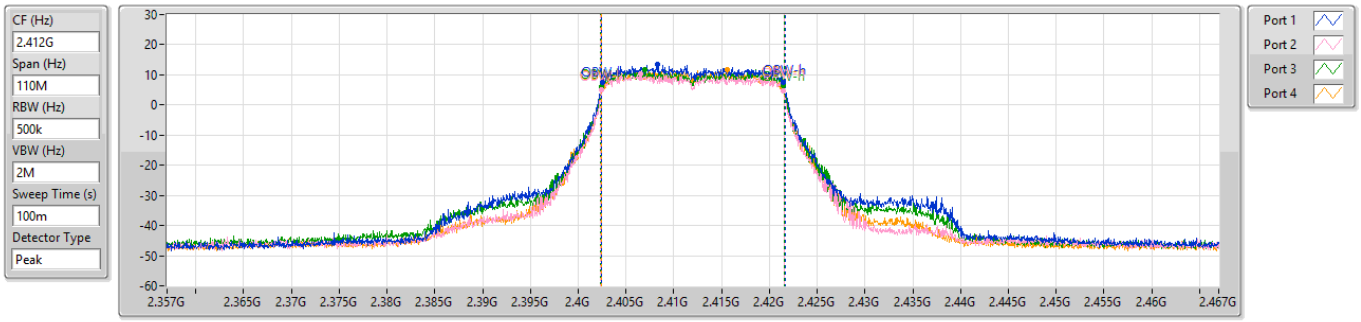

6dB(Hz)	Fl-6dB(Hz)	Fh-6dB(Hz)	OBW(Hz)	Fl-OBW(Hz)	Fh-OBW(Hz)	Limit(Hz)	Port
18.865M	2.402595G	2.42146G	19.229M	2.402403G	2.421631G	500k	1
18.975M	2.402485G	2.42146G	19.2M	2.40238G	2.42158G	500k	2
18.92M	2.402485G	2.421405G	19.285M	2.402324G	2.421609G	500k	3
18.755M	2.402595G	2.42135G	19.129M	2.402419G	2.421549G	500k	4

2.4-2.4835GHz_802.11be EHT20_Nss1,(MCS0)_4TX **EBW**

2437MHz

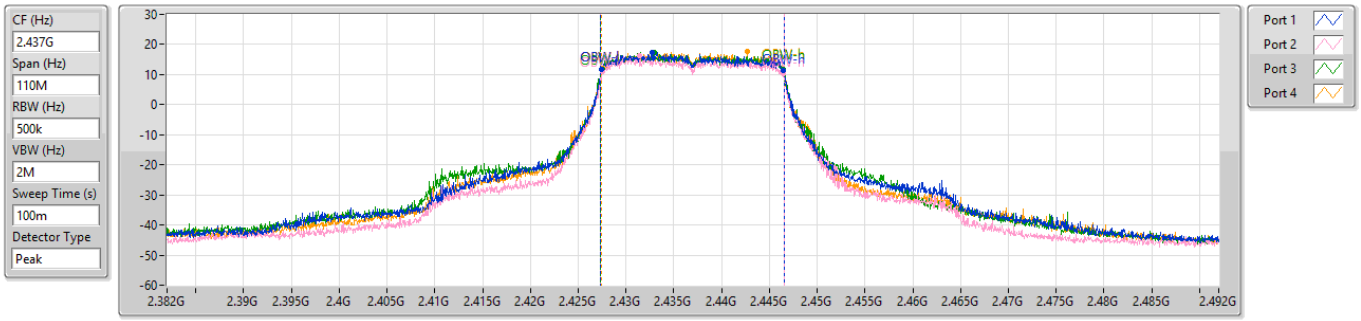

6dB(Hz)	Fl-6dB(Hz)	Fh-6dB(Hz)	OBW(Hz)	Fl-OBW(Hz)	Fh-OBW(Hz)	Limit(Hz)	Port
18.975M	2.427485G	2.44646G	19.251M	2.42733G	2.446582G	500k	1
18.81M	2.427595G	2.446405G	19.226M	2.427375G	2.446601G	500k	2
18.92M	2.42754G	2.44646G	19.278M	2.427315G	2.446593G	500k	3
18.865M	2.427595G	2.44646G	19.149M	2.427407G	2.446556G	500k	4

2.4-2.4835GHz_802.11be EHT20_Nss1,(MCS0)_4TX **EBW**

2462MHz

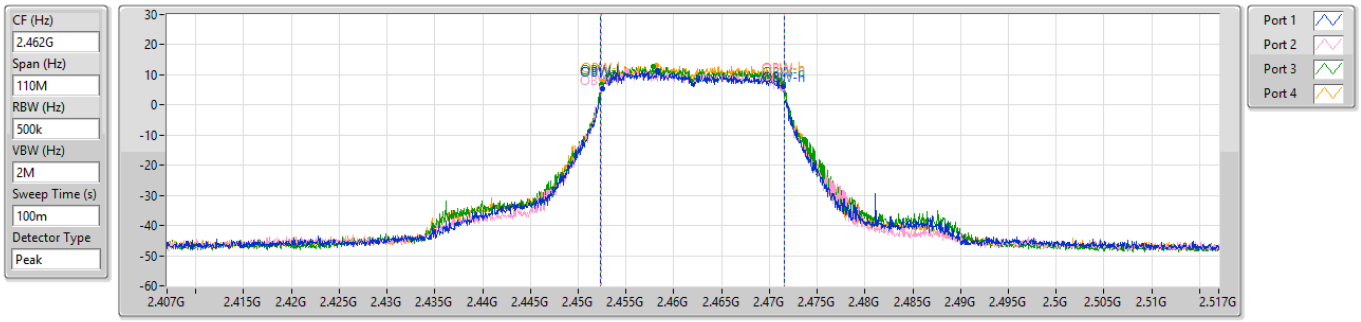

6dB(Hz)	Fl-6dB(Hz)	Fh-6dB(Hz)	OBW(Hz)	Fl-OBW(Hz)	Fh-OBW(Hz)	Limit(Hz)	Port
18.865M	2.45254G	2.471405G	19.204M	2.452365G	2.471569G	500k	1
18.865M	2.452485G	2.47135G	19.19M	2.452345G	2.471536G	500k	2
18.975M	2.452485G	2.47146G	19.263M	2.452336G	2.471599G	500k	3
18.81M	2.45254G	2.47135G	19.129M	2.452423G	2.471552G	500k	4

2.4-2.4835GHz_802.11be EHT40_Nss1,(MCS0)_4TX **EBW**

2422MHz

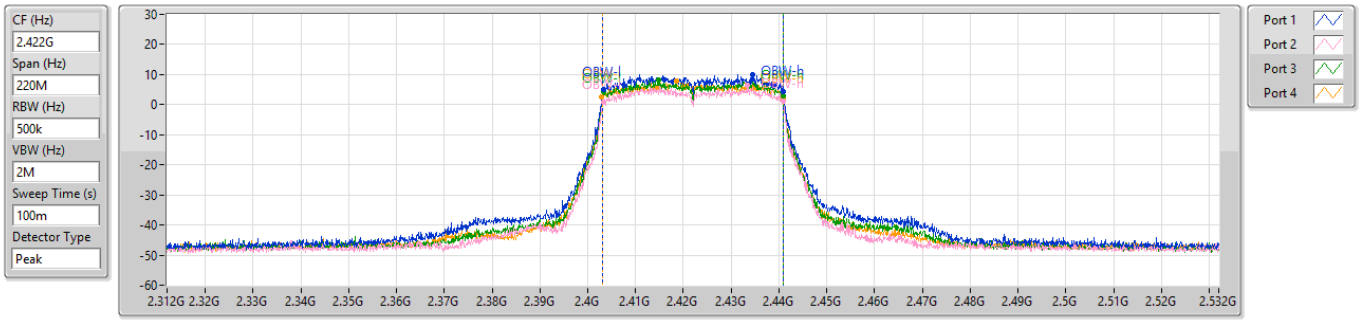

6dB(Hz)	Fl-6dB(Hz)	Fh-6dB(Hz)	OBW(Hz)	Fl-OBW(Hz)	Fh-OBW(Hz)	Limit(Hz)	Port
37.62M	2.4033G	2.44092G	37.73M	2.40316G	2.440891G	500k	1
37.51M	2.4033G	2.44081G	37.733M	2.403153G	2.440886G	500k	2
37.62M	2.4033G	2.44092G	37.71M	2.403166G	2.440876G	500k	3
37.95M	2.40297G	2.44092G	37.813M	2.403048G	2.440861G	500k	4

2.4-2.4835GHz_802.11be EHT40_Nss1,(MCS0)_4TX **EBW**

2437MHz

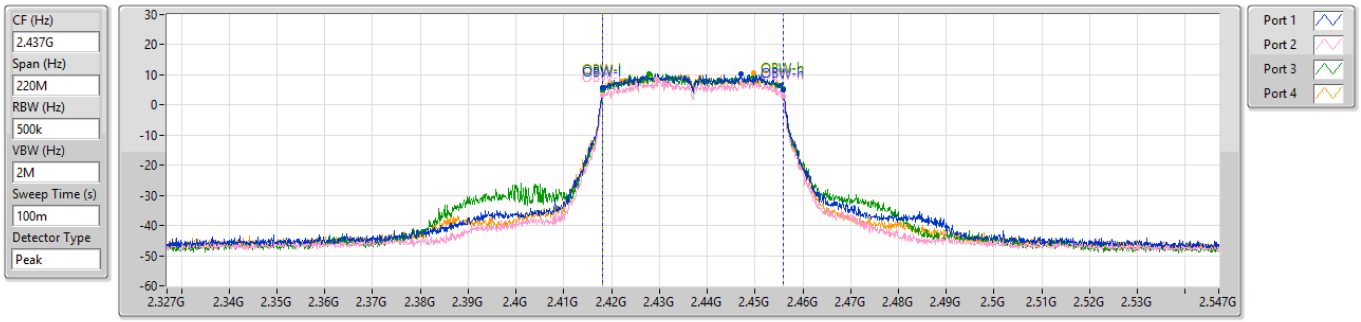

6dB(Hz)	Fl-6dB(Hz)	Fh-6dB(Hz)	OBW(Hz)	Fl-OBW(Hz)	Fh-OBW(Hz)	Limit(Hz)	Port
37.62M	2.41819G	2.45581G	37.74M	2.418121G	2.455861G	500k	1
37.62M	2.41819G	2.45581G	37.725M	2.418116G	2.455841G	500k	2
37.73M	2.41808G	2.45581G	37.727M	2.4181G	2.455827G	500k	3
37.84M	2.41808G	2.45592G	37.816M	2.418068G	2.455884G	500k	4

2.4-2.4835GHz_802.11be EHT40_Nss1,(MCS0)_4TX **EBW**

2452MHz

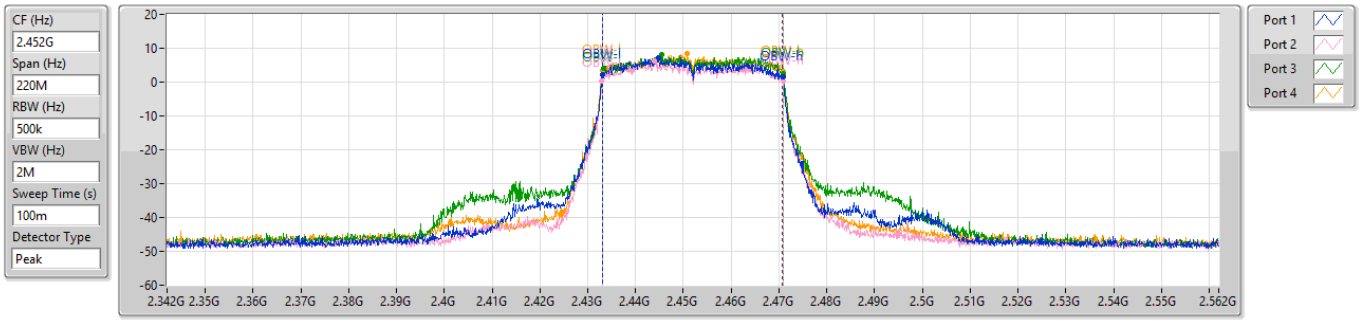

6dB(Hz)	Fl-6dB(Hz)	Fh-6dB(Hz)	OBW(Hz)	Fl-OBW(Hz)	Fh-OBW(Hz)	Limit(Hz)	Port
37.73M	2.43308G	2.47081G	37.684M	2.433062G	2.470746G	500k	1
37.84M	2.43297G	2.47081G	37.711M	2.433084G	2.470794G	500k	2
37.62M	2.4333G	2.47092G	37.773M	2.433135G	2.470908G	500k	3
37.84M	2.43308G	2.47092G	37.824M	2.433073G	2.470897G	500k	4

Non-beamforming mode

Summary

Mode	Total Power (dBm)	Total Power (W)
2.4-2.4835GHz	-	-
802.11b_Nss1,(1Mbps)_4TX	29.34	0.85901
802.11g_Nss1,(6Mbps)_4TX	27.69	0.58749
802.11be EHT20_Nss1,(MCS0)_4TX	27.11	0.51404
802.11be EHT40_Nss1,(MCS0)_4TX	23.00	0.19953

Result

Mode	Result	DG (dBi)	Port 1 (dBm)	Port 2 (dBm)	Port 3 (dBm)	Port 4 (dBm)	Total Power (dBm)	Power Limit (dBm)	EIRP (dBm)	EIRP Limit (dBm)
802.11b_Nss1,(1Mbps)_4TX	-	-	-	-	-	-	-	-	-	-
2412MHz	Pass	5.27	20.33	17.71	18.45	18.74	24.94	30.00	30.21	36.00
2417MHz	Pass	5.27	22.19	19.19	20.65	20.58	26.80	30.00	32.07	36.00
2422MHz	Pass	5.27	24.49	21.21	22.37	22.63	28.86	30.00	34.13	36.00
2437MHz	Pass	5.27	23.41	22.32	23.49	23.89	29.34	30.00	34.61	36.00
2452MHz	Pass	5.27	21.43	21.62	22.82	23.35	28.40	30.00	33.67	36.00
2457MHz	Pass	5.27	20.02	20.26	21.16	21.9	26.92	30.00	32.19	36.00
2462MHz	Pass	5.27	18.62	19.13	19.92	20.91	25.75	30.00	31.02	36.00
802.11g_Nss1,(6Mbps)_4TX	-	-	-	-	-	-	-	-	-	-
2412MHz	Pass	5.27	19.65	17.24	18.43	18.54	24.57	30.00	29.84	36.00
2417MHz	Pass	5.27	20.51	17.86	18.88	18.96	25.18	30.00	30.45	36.00
2422MHz	Pass	5.27	21.23	18.37	19.14	19.44	25.70	30.00	30.97	36.00
2427MHz	Pass	5.27	21.01	19.75	20.58	21.26	26.71	30.00	31.98	36.00
2437MHz	Pass	5.27	21.86	20.62	21.95	22.11	27.69	30.00	32.96	36.00
2452MHz	Pass	5.27	20.04	20.05	20.95	21.73	26.77	30.00	32.04	36.00
2457MHz	Pass	5.27	18.96	19.02	20.12	20.71	25.79	30.00	31.06	36.00
2462MHz	Pass	5.27	16.59	16.61	17.67	18.33	23.38	30.00	28.65	36.00
802.11be EHT20_Nss1,(MCS0)_4TX	-	-	-	-	-	-	-	-	-	-
2412MHz	Pass	5.27	17.42	14.73	15.67	15.85	22.05	30.00	27.32	36.00
2417MHz	Pass	5.27	19.02	16.35	17.49	17.53	23.72	30.00	28.99	36.00
2422MHz	Pass	5.27	20.21	17.76	18.52	18.88	24.96	30.00	30.23	36.00
2427MHz	Pass	5.27	19.36	18.05	18.82	19.52	25.00	30.00	30.27	36.00
2432MHz	Pass	5.27	19.95	18.91	19.91	20.35	25.83	30.00	31.10	36.00
2437MHz	Pass	5.27	21.43	19.94	21.24	21.58	27.11	30.00	32.38	36.00
2452MHz	Pass	5.27	19.51	19.47	20.31	20.96	26.13	30.00	31.40	36.00
2457MHz	Pass	5.27	17.56	17.8	18.62	19.38	24.42	30.00	29.69	36.00
2462MHz	Pass	5.27	15.44	15.42	16.7	17.32	22.32	30.00	27.59	36.00
802.11be EHT40_Nss1,(MCS0)_4TX	-	-	-	-	-	-	-	-	-	-
2422MHz	Pass	5.27	16.95	13.02	15.14	14.89	21.24	30.00	26.51	36.00
2427MHz	Pass	5.27	16.04	13.94	15.75	15.55	21.41	30.00	26.68	36.00
2432MHz	Pass	5.27	16.16	13.75	15.46	15.91	21.44	30.00	26.71	36.00
2437MHz	Pass	5.27	17.57	15.45	17.21	17.38	23.00	30.00	28.27	36.00
2442MHz	Pass	5.27	16.05	14.01	15.46	15.54	21.35	30.00	26.62	36.00
2447MHz	Pass	5.27	15.52	13.49	15.43	15.31	21.03	30.00	26.30	36.00
2452MHz	Pass	5.27	14.01	12.86	14.74	15.02	20.26	30.00	25.53	36.00

DG = Directional Gain; Port X = Port X output power

Beamforming mode

Summary

Mode	Total Power (dBm)	Total Power (W)
2.4-2.4835GHz	-	-
802.11be EHT20-BF_Nss1,(MCS0)_4TX	24.81	0.30269
802.11be EHT40-BF_Nss1,(MCS0)_4TX	20.70	0.11749

Result

Mode	Result	DG (dBi)	Port 1 (dBm)	Port 2 (dBm)	Port 3 (dBm)	Port 4 (dBm)	Total Power (dBm)	Power Limit (dBm)	EIRP (dBm)	EIRP Limit (dBm)
802.11be EHT20-BF_Nss1,(MCS0)_4TX	-	-	-	-	-	-	-	-	-	-
2412MHz	Pass	7.57	15.12	12.43	13.37	13.55	19.75	28.43	27.32	36.00
2417MHz	Pass	7.57	16.72	14.05	15.19	15.23	21.42	28.43	28.99	36.00
2422MHz	Pass	7.57	17.91	15.46	16.22	16.58	22.66	28.43	30.23	36.00
2427MHz	Pass	7.57	17.06	15.75	16.52	17.22	22.70	28.43	30.27	36.00
2432MHz	Pass	7.57	17.65	16.61	17.61	18.05	23.53	28.43	31.10	36.00
2437MHz	Pass	7.57	19.13	17.64	18.94	19.28	24.81	28.43	32.38	36.00
2452MHz	Pass	7.57	17.21	17.17	18.01	18.66	23.83	28.43	31.40	36.00
2457MHz	Pass	7.57	15.26	15.5	16.32	17.08	22.12	28.43	29.69	36.00
2462MHz	Pass	7.57	13.14	13.12	14.4	15.02	20.02	28.43	27.59	36.00
802.11be EHT40-BF_Nss1,(MCS0)_4TX	-	-	-	-	-	-	-	-	-	-
2422MHz	Pass	7.57	14.65	10.72	12.84	12.59	18.94	28.43	26.51	36.00
2427MHz	Pass	7.57	13.74	11.64	13.45	13.25	19.11	28.43	26.68	36.00
2432MHz	Pass	7.57	13.86	11.45	13.16	13.61	19.14	28.43	26.71	36.00
2437MHz	Pass	7.57	15.27	13.15	14.91	15.08	20.70	28.43	28.27	36.00
2442MHz	Pass	7.57	13.75	11.71	13.16	13.24	19.05	28.43	26.62	36.00
2447MHz	Pass	7.57	13.22	11.19	13.13	13.01	18.73	28.43	26.30	36.00
2452MHz	Pass	7.57	11.71	10.56	12.44	12.72	17.96	28.43	25.53	36.00

DG = Directional Gain; Port X = Port X output power
Directional gain refers to antenna report.
Directional gain = 7.57 dBi > 6 dBi, power limit shall be reduced to 30 dBm – (7.57dBi – 6 dBi) = 28.43 dBm

Summary

Mode	PD (dBm/RBW)
2.4-2.4835GHz	-
802.11b_Nss1,(1Mbps)_4TX	0.60
802.11g_Nss1,(6Mbps)_4TX	-4.63
802.11be EHT20_Nss1,(MCS0)_4TX	-7.71
802.11be EHT40_Nss1,(MCS0)_4TX	-14.25

RBW = 3kHz;

Result

Mode	Result	DG (dBi)	Port 1 (dBm/RBW)	Port 2 (dBm/RBW)	Port 3 (dBm/RBW)	Port 4 (dBm/RBW)	PD (dBm/RBW)	PD Limit (dBm/RBW)
802.11b_Nss1,(1Mbps)_4TX	-	-	-	-	-	-	-	-
2412MHz	Pass	7.57	-8.02	-10.65	-9.90	-9.25	-3.38	6.43
2437MHz	Pass	7.57	-5.10	-6.48	-5.09	-4.77	0.60	6.43
2462MHz	Pass	7.57	-9.24	-9.08	-8.35	-7.45	-2.57	6.43
802.11g_Nss1,(6Mbps)_4TX	-	-	-	-	-	-	-	-
2412MHz	Pass	7.57	-12.02	-14.62	-13.72	-13.50	-7.82	6.43
2437MHz	Pass	7.57	-10.13	-11.33	-9.51	-9.54	-4.63	6.43
2462MHz	Pass	7.57	-15.18	-15.42	-13.67	-13.35	-8.48	6.43
802.11be EHT20_Nss1,(MCS0)_4TX	-	-	-	-	-	-	-	-
2412MHz	Pass	7.57	-16.53	-18.85	-17.94	-17.89	-12.21	6.43
2437MHz	Pass	7.57	-12.19	-13.58	-12.68	-12.54	-7.71	6.43
2462MHz	Pass	7.57	-17.92	-18.22	-16.67	-16.21	-12.32	6.43
802.11be EHT40_Nss1,(MCS0)_4TX	-	-	-	-	-	-	-	-
2422MHz	Pass	7.57	-19.95	-23.21	-21.45	-21.50	-16.42	6.43
2437MHz	Pass	7.57	-19.17	-20.22	-18.81	-17.54	-14.25	6.43
2452MHz	Pass	7.57	-22.01	-22.95	-21.02	-19.69	-16.96	6.43

DG = Directional Gain; RBW = 3kHz;
PD = trace bin-by-bin of each transmits port summing can be performed maximum power density; Port X = Port X Power Density;
Directional gain refers to antenna report.
Directional gain = 7.57 dBi > 6 dBi, power limit shall be reduced to 8 dBm – (7.57dBi – 6 dBi) = 6.43 dBm

2.4-2.4835GHz_802.11b_Nss1,(1Mbps)_4TX **PSD**

2412MHz

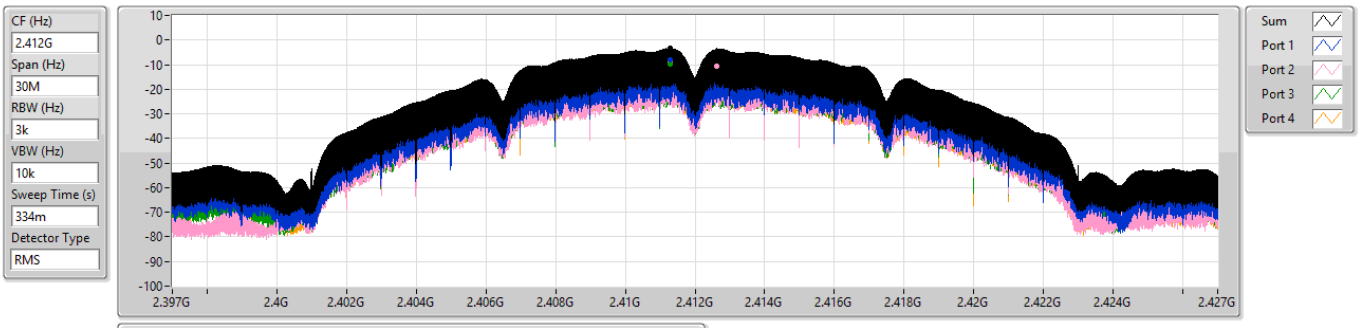

Sum	PD	Port 1	Port 2	Port 3	Port 4
(dBm/RBW)	(dBm/RBW)	(dBm/RBW)	(dBm/RBW)	(dBm/RBW)	(dBm/RBW)
-3.38	-3.38	-8.02	-10.65	-9.90	-9.25

2.4-2.4835GHz_802.11b_Nss1,(1Mbps)_4TX **PSD**

2437MHz

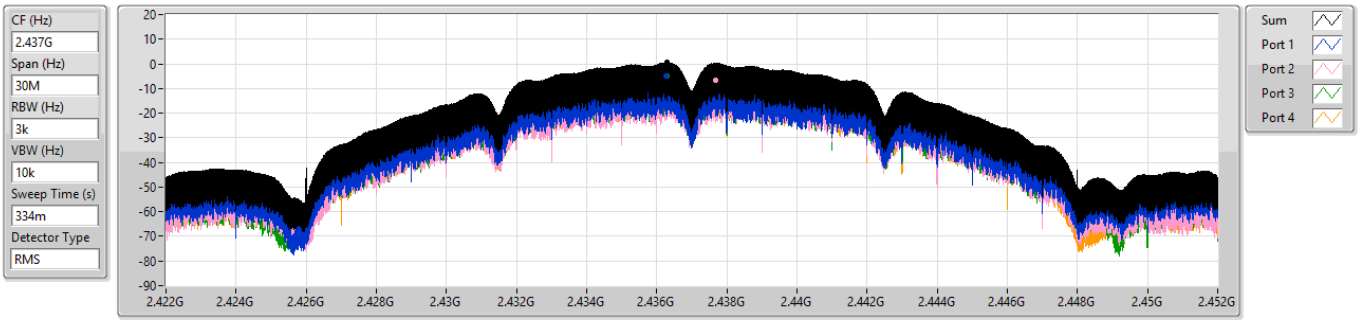

Sum	PD	Port 1	Port 2	Port 3	Port 4
(dBm/RBW)	(dBm/RBW)	(dBm/RBW)	(dBm/RBW)	(dBm/RBW)	(dBm/RBW)
0.60	0.60	-5.10	-6.48	-5.09	-4.77

2.4-2.4835GHz_802.11b_Nss1,(1Mbps)_4TX **PSD**

2462MHz

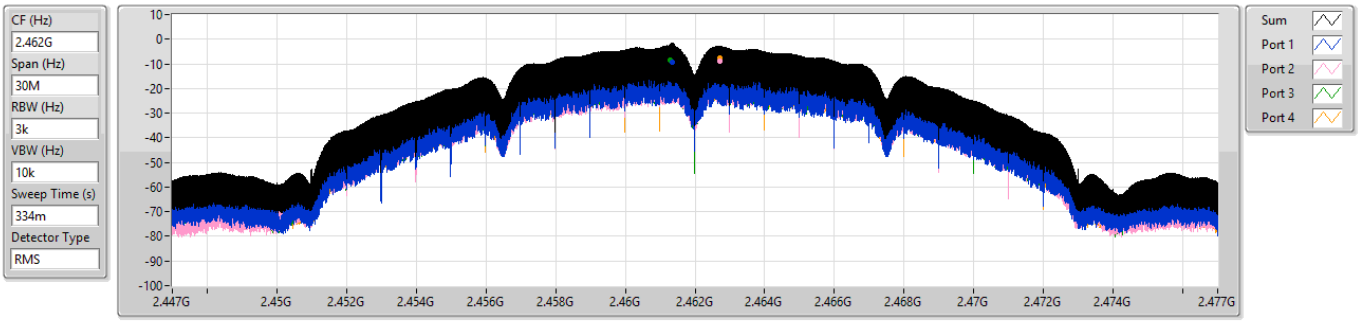

Sum	PD	Port 1	Port 2	Port 3	Port 4
(dBm/RBW)	(dBm/RBW)	(dBm/RBW)	(dBm/RBW)	(dBm/RBW)	(dBm/RBW)
-2.57	-2.57	-9.24	-9.08	-8.35	-7.45

2.4-2.4835GHz_802.11g_Nss1,(6Mbps)_4TX **PSD**

2412MHz

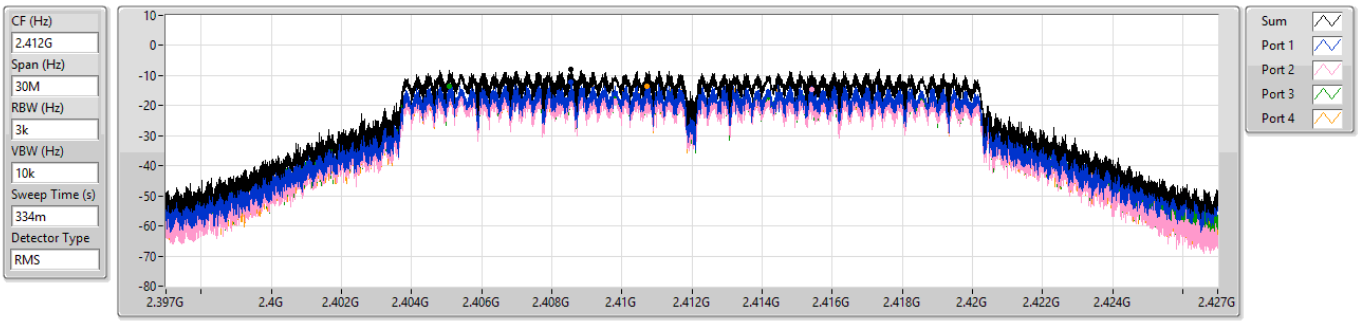

Sum	PD	Port 1	Port 2	Port 3	Port 4
(dBm/RBW)	(dBm/RBW)	(dBm/RBW)	(dBm/RBW)	(dBm/RBW)	(dBm/RBW)
-7.82	-7.82	-12.02	-14.62	-13.72	-13.50

2.4-2.4835GHz_802.11g_Nss1,(6Mbps)_4TX **PSD**

2437MHz

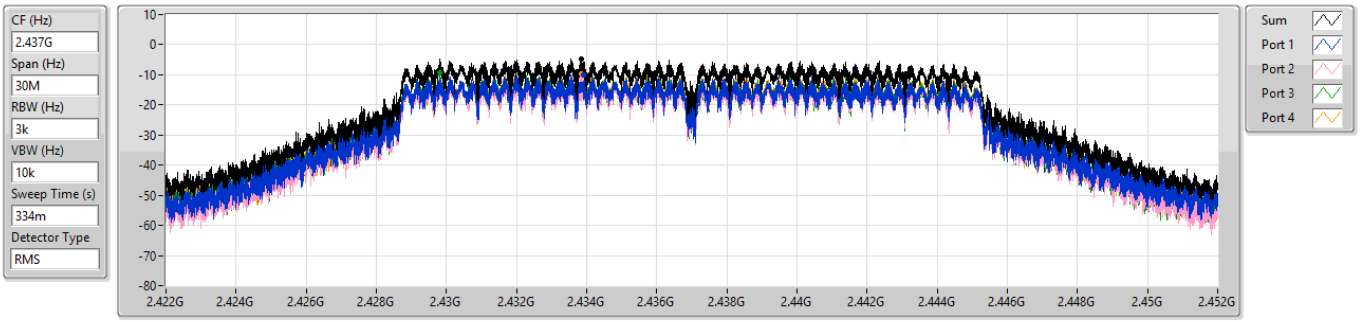

Sum	PD	Port 1	Port 2	Port 3	Port 4
(dBm/RBW)	(dBm/RBW)	(dBm/RBW)	(dBm/RBW)	(dBm/RBW)	(dBm/RBW)
-4.63	-4.63	-10.13	-11.33	-9.51	-9.54

2.4-2.4835GHz_802.11g_Nss1,(6Mbps)_4TX **PSD**

2462MHz

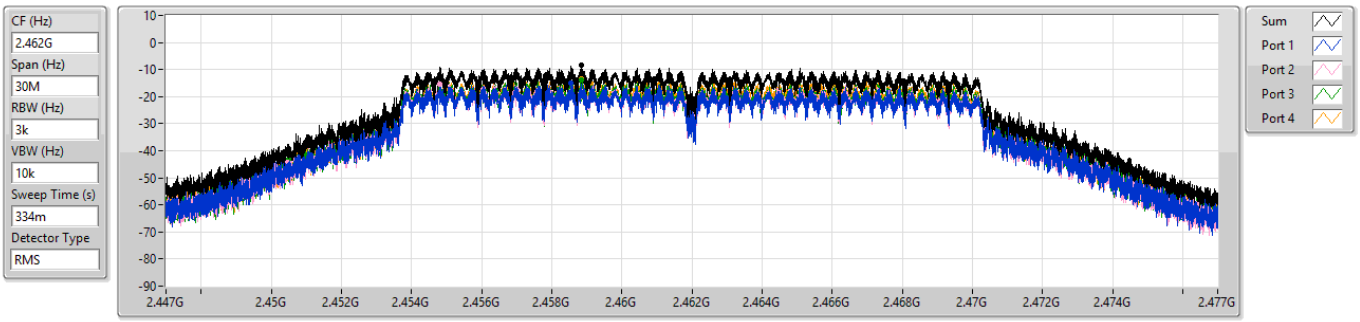

Sum	PD	Port 1	Port 2	Port 3	Port 4
(dBm/RBW)	(dBm/RBW)	(dBm/RBW)	(dBm/RBW)	(dBm/RBW)	(dBm/RBW)
-8.48	-8.48	-15.18	-15.42	-13.67	-13.35

2.4-2.4835GHz_802.11be EHT20_Nss1,(MCS0)_4TX **PSD**

2412MHz

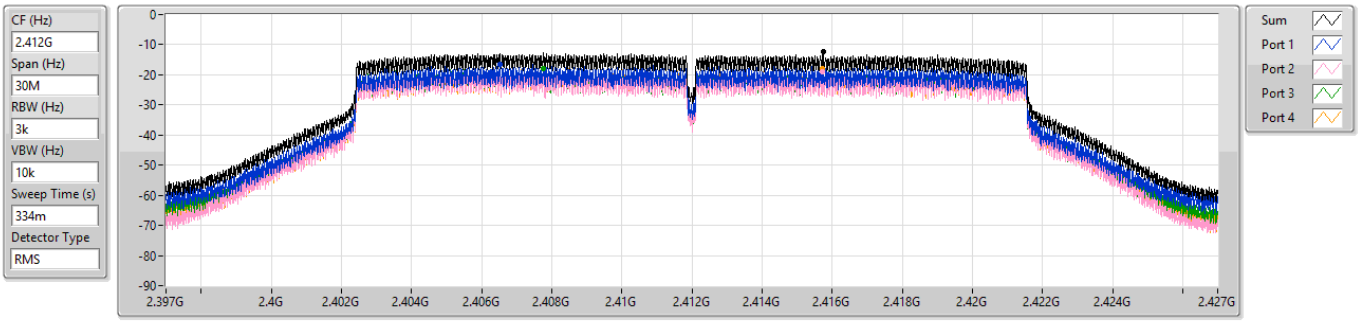

Sum	PD	Port 1	Port 2	Port 3	Port 4
(dBm/RBW)	(dBm/RBW)	(dBm/RBW)	(dBm/RBW)	(dBm/RBW)	(dBm/RBW)
-12.21	-12.21	-16.53	-18.85	-17.94	-17.89

2.4-2.4835GHz_802.11be EHT20_Nss1,(MCS0)_4TX **PSD**

2437MHz

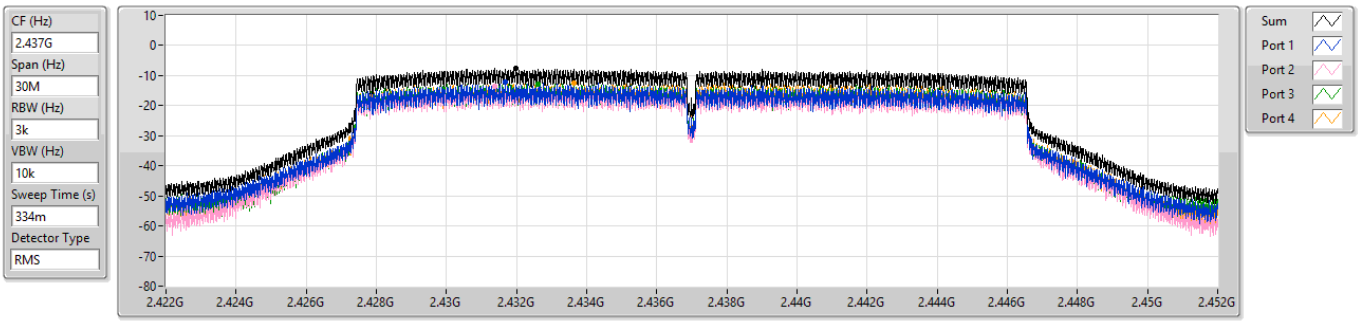

Sum	PD	Port 1	Port 2	Port 3	Port 4
(dBm/RBW)	(dBm/RBW)	(dBm/RBW)	(dBm/RBW)	(dBm/RBW)	(dBm/RBW)
-7.71	-7.71	-12.19	-13.58	-12.68	-12.54

2.4-2.4835GHz_802.11be EHT20_Nss1,(MCS0)_4TX **PSD**

2462MHz

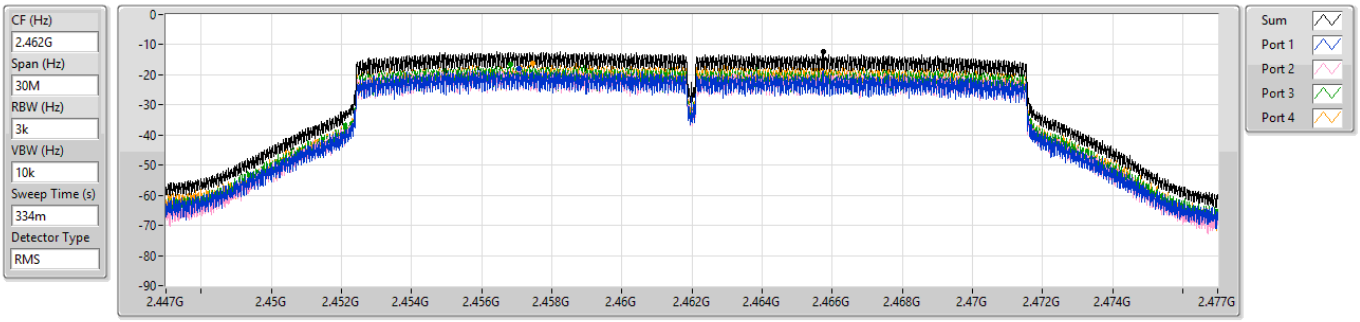

Sum	PD	Port 1	Port 2	Port 3	Port 4
(dBm/RBW)	(dBm/RBW)	(dBm/RBW)	(dBm/RBW)	(dBm/RBW)	(dBm/RBW)
-12.32	-12.32	-17.92	-18.22	-16.67	-16.21

2.4-2.4835GHz_802.11be EHT40_Nss1,(MCS0)_4TX **PSD**

2422MHz

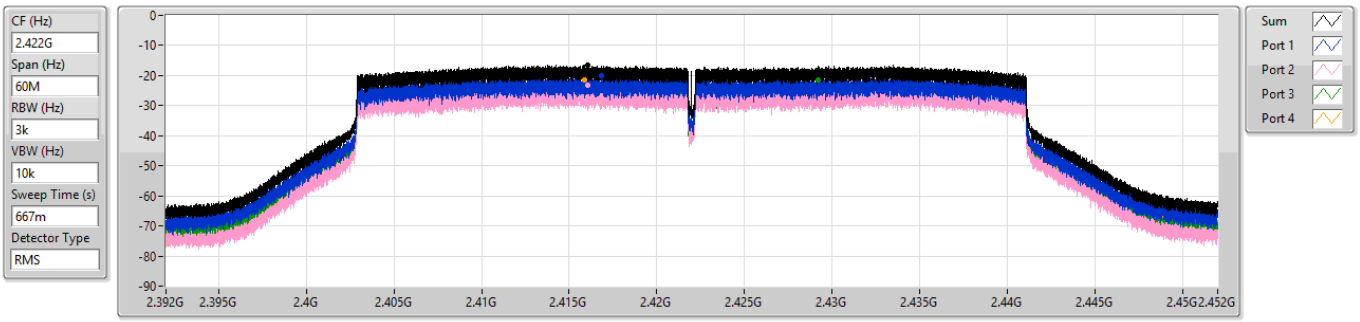

Sum	PD	Port 1	Port 2	Port 3	Port 4
(dBm/RBW)	(dBm/RBW)	(dBm/RBW)	(dBm/RBW)	(dBm/RBW)	(dBm/RBW)
-16.42	-16.42	-19.95	-23.21	-21.45	-21.50

2.4-2.4835GHz_802.11be EHT40_Nss1,(MCS0)_4TX **PSD**

2437MHz

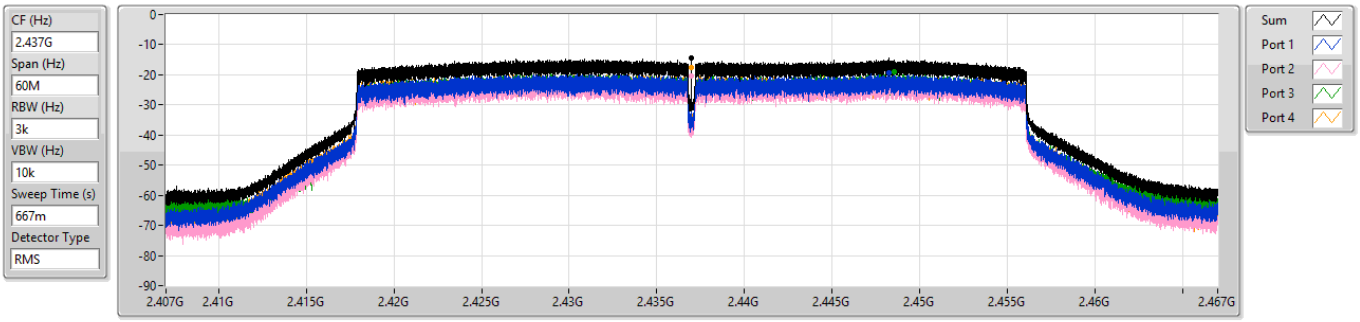

Sum	PD	Port 1	Port 2	Port 3	Port 4
(dBm/RBW)	(dBm/RBW)	(dBm/RBW)	(dBm/RBW)	(dBm/RBW)	(dBm/RBW)
-14.25	-14.25	-19.17	-20.22	-18.81	-17.54

2.4-2.4835GHz_802.11be EHT40_Nss1,(MCS0)_4TX **PSD**

2452MHz

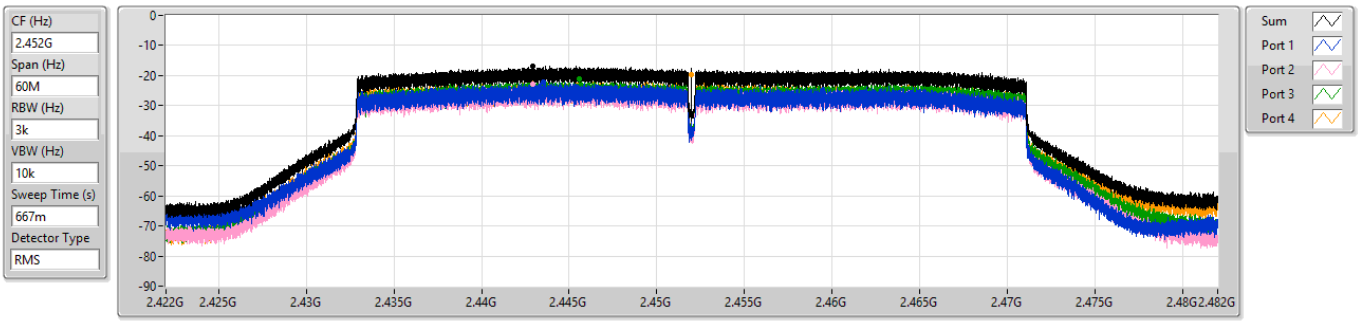

Sum	PD	Port 1	Port 2	Port 3	Port 4
(dBm/RBW)	(dBm/RBW)	(dBm/RBW)	(dBm/RBW)	(dBm/RBW)	(dBm/RBW)
-16.96	-16.96	-22.01	-22.95	-21.02	-19.69

Unwanted Emissions (Below 1GHz)

Modulation	11b	**Test Freq. (MHz)**	2437
Polarization	Horizontal		

Test By :Akun Chung_ Temperature(℃):22 Humidity(%):65

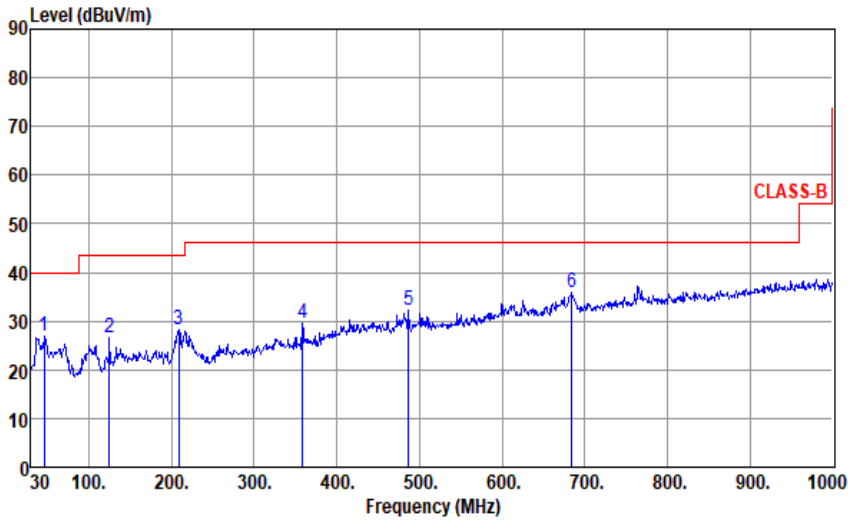

	Freq. MHz	Emission level dBuV/m	Limit dBuV/m	Margin dB	SA reading dBuV	Factor dB/m	Remark	ANT High cm	Turn Table deg
1	45.52	26.78	40.00	-13.22	35.34	-8.56	Peak	---	---
2	125.06	26.62	43.50	-16.88	37.34	-10.72	Peak	---	---
3	208.48	28.14	43.50	-15.36	40.05	-11.91	Peak	---	---
4	358.83	29.41	46.00	-16.59	35.96	-6.55	Peak	---	---
5	486.87	32.28	46.00	-13.72	34.98	-2.70	Peak	---	---
6	684.75	36.03	46.00	-9.97	34.37	1.66	Peak	---	---

Note 1: Emission Level (dBuV/m) = SA Reading (dBuV) + Factor* (dB/m)
*Factor includes antenna factor , cable loss and amplifier gain
Note 2: Margin (dB) = Emission level (dBuV/m) – Limit (dBuV/m).
Note 3: All spurious emissions below 30MHz are more than 20 dB below the limit.

Modulation	11b	**Test Freq. (MHz)**	2437
Polarization	Vertical		

Test By :Akun Chung_ Temperature(℃):22 Humidity(%):65

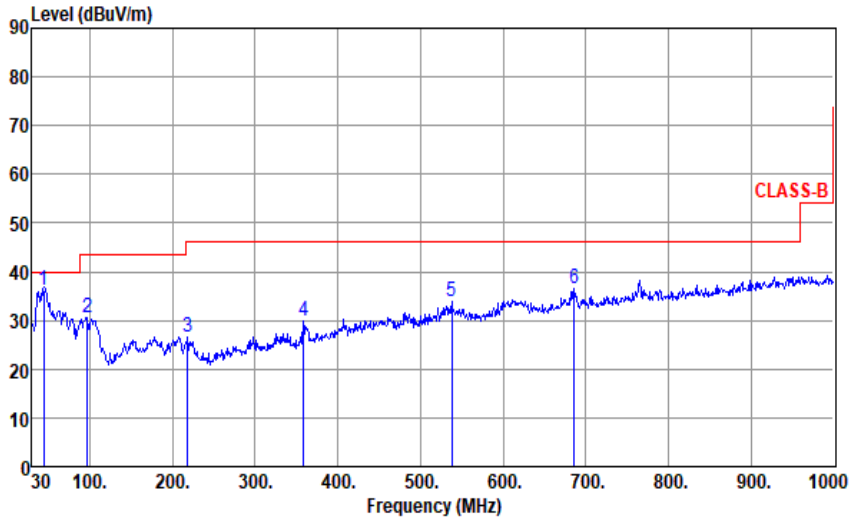

	Freq. MHz	Emission level dBuV/m	Limit dBuV/m	Margin dB	SA reading dBuV	Factor dB/m	Remark	ANT High cm	Turn Table deg
1	44.55	36.11	40.00	-3.89	44.81	-8.70	Peak	---	---
2	96.93	30.55	43.50	-12.95	44.28	-13.73	Peak	---	---
3	218.18	26.67	46.00	-19.33	38.62	-11.95	Peak	---	---
4	358.83	29.91	46.00	-16.09	36.46	-6.55	Peak	---	---
5	538.28	34.01	46.00	-11.99	35.58	-1.57	Peak	---	---
6	685.72	36.66	46.00	-9.34	35.00	1.66	Peak	---	---

Note 1: Emission Level (dBuV/m) = SA Reading (dBuV) + Factor* (dB/m)
*Factor includes antenna factor , cable loss and amplifier gain
Note 2: Margin (dB) = Emission level (dBuV/m) – Limit (dBuV/m).
Note 3: All spurious emissions below 30MHz are more than 20 dB below the limit.

Unwanted Emissions (Above 1GHz)

Modulation	11b	**Test Freq. (MHz)**	2412
Polarization	Horizontal		

Test By :Brad Wu- Temperature(℃):24 Humidity(%):63

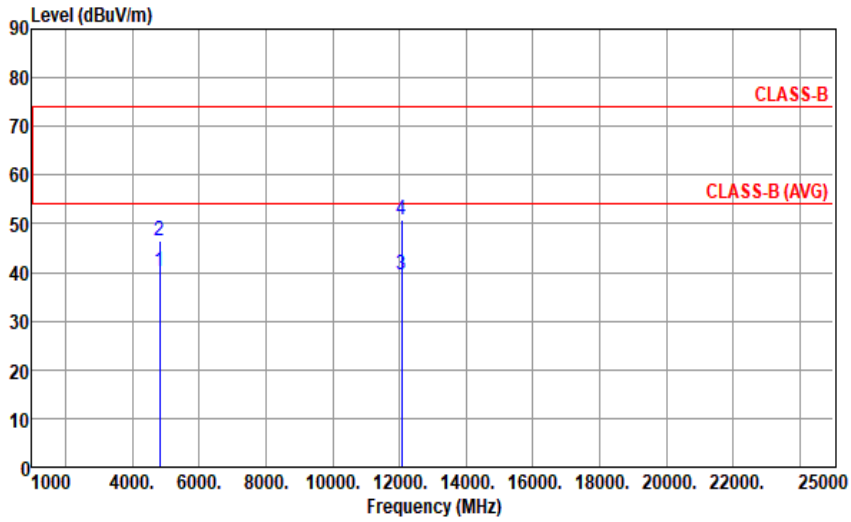

	Freq. MHz	Emission level dBuV/m	Limit dBuV/m	Margin dB	SA reading dBuV	Factor dB/m	Remark	ANT High cm	Turn Table deg
1	4824.00	40.31	54.00	-13.69	40.03	0.28	Average	173	90
2	4824.00	46.53	74.00	-27.47	46.25	0.28	Peak	173	90
3	12060.00	39.67	54.00	-14.33	31.40	8.27	Average	245	16
4	12060.00	50.70	74.00	-23.30	42.43	8.27	Peak	245	16

Note 1: Emission Level (dBuV/m) = SA Reading (dBuV) + Factor* (dB/m)
*Factor includes antenna factor , cable loss and amplifier gain
Note 2: Margin (dB) = Emission level (dBuV/m) – Limit (dBuV/m).

Modulation	11b	**Test Freq. (MHz)**	2412
Polarization	Vertical		

Test By :Brad Wu- Temperature(℃):24 Humidity(%):63

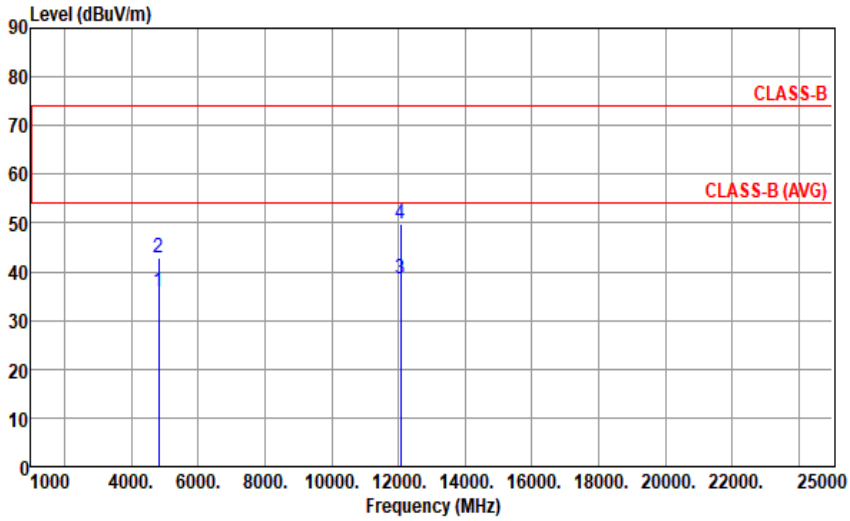

	Freq. MHz	Emission level dBuV/m	Limit dBuV/m	Margin dB	SA reading dBuV	Factor dB/m	Remark	ANT High cm	Turn Table deg
1	4824.00	35.71	54.00	-18.29	35.43	0.28	Average	152	126
2	4824.00	42.68	74.00	-31.32	42.40	0.28	Peak	152	126
3	12060.00	38.61	54.00	-15.39	30.34	8.27	Average	185	109
4	12060.00	49.67	74.00	-24.33	41.40	8.27	Peak	185	109

Note 1: Emission Level (dBuV/m) = SA Reading (dBuV) + Factor* (dB/m)
*Factor includes antenna factor , cable loss and amplifier gain
Note 2: Margin (dB) = Emission level (dBuV/m) – Limit (dBuV/m).

Modulation	11b	**Test Freq. (MHz)**	2437
Polarization	Horizontal-Peak		

Test By :Brad Wu- Temperature(℃):24 Humidity(%):63

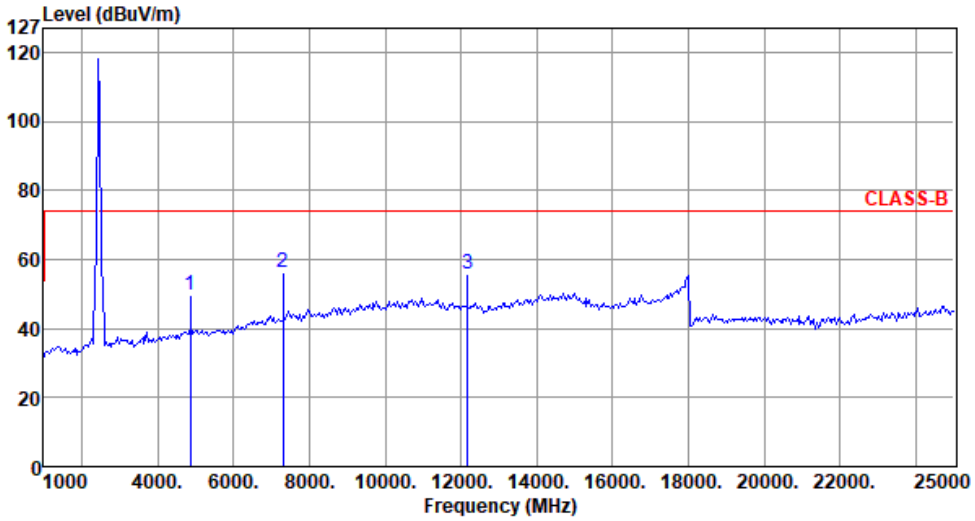

	Freq. MHz	Emission level dBuV/m	Limit dBuV/m	Margin dB	SA reading dBuV	Factor dB/m	Remark	ANT High cm	Turn Table deg
1	4874.00	49.55	74.00	-24.45	49.46	0.09	Peak	133	90
2	7311.00	56.23	74.00	-17.77	50.04	6.19	Peak	201	45
3	12185.00	55.76	74.00	-18.24	47.47	8.29	Peak	228	17

Note 1: Emission Level (dBuV/m) = SA Reading (dBuV) + Factor* (dB/m)
*Factor includes antenna factor , cable loss and amplifier gain
Note 2: Margin (dB) = Emission level (dBuV/m) – Limit (dBuV/m).

Modulation	11b	**Test Freq. (MHz)**	2437
Polarization	Horizontal-Average		

Test By :Brad Wu- Temperature(℃):24 Humidity(%):63

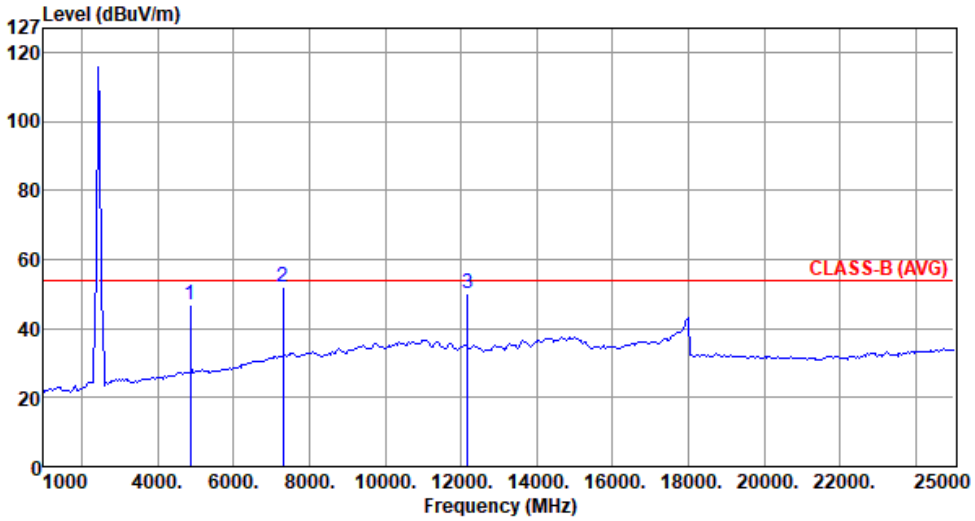

	Freq. MHz	Emission level dBuV/m	Limit dBuV/m	Margin dB	SA reading dBuV	Factor dB/m	Remark	ANT High cm	Turn Table deg
1	4874.00	46.84	54.00	-7.16	46.75	0.09	Average	133	90
2	7311.00	52.04	54.00	-1.96	45.85	6.19	Average	201	45
3	12185.00	50.22	54.00	-3.78	41.93	8.29	Average	228	17

Note 1: Emission Level (dBuV/m) = SA Reading (dBuV) + Factor* (dB/m)
*Factor includes antenna factor , cable loss and amplifier gain
Note 2: Margin (dB) = Emission level (dBuV/m) – Limit (dBuV/m).

Modulation	11b	**Test Freq. (MHz)**	2437
Polarization	Vertical-Peak		

Test By :Brad Wu- Temperature(℃):24 Humidity(%):63

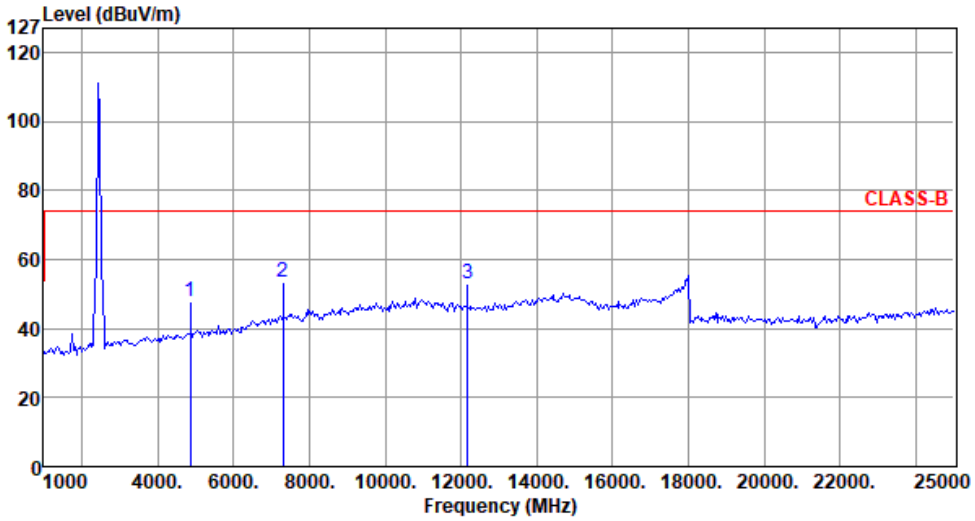

	Freq. MHz	Emission level dBuV/m	Limit dBuV/m	Margin dB	SA reading dBuV	Factor dB/m	Remark	ANT High cm	Turn Table deg
1	4874.00	47.85	74.00	-26.15	47.76	0.09	Peak	158	125
2	7311.00	53.56	74.00	-20.44	47.37	6.19	Peak	248	106
3	12185.00	53.18	74.00	-20.82	44.89	8.29	Peak	180	112

Note 1: Emission Level (dBuV/m) = SA Reading (dBuV) + Factor* (dB/m)
*Factor includes antenna factor , cable loss and amplifier gain
Note 2: Margin (dB) = Emission level (dBuV/m) – Limit (dBuV/m).

Modulation	11b	**Test Freq. (MHz)**	2437
Polarization	Vertical-Average		

Test By :Brad Wu- Temperature(℃):24 Humidity(%):63

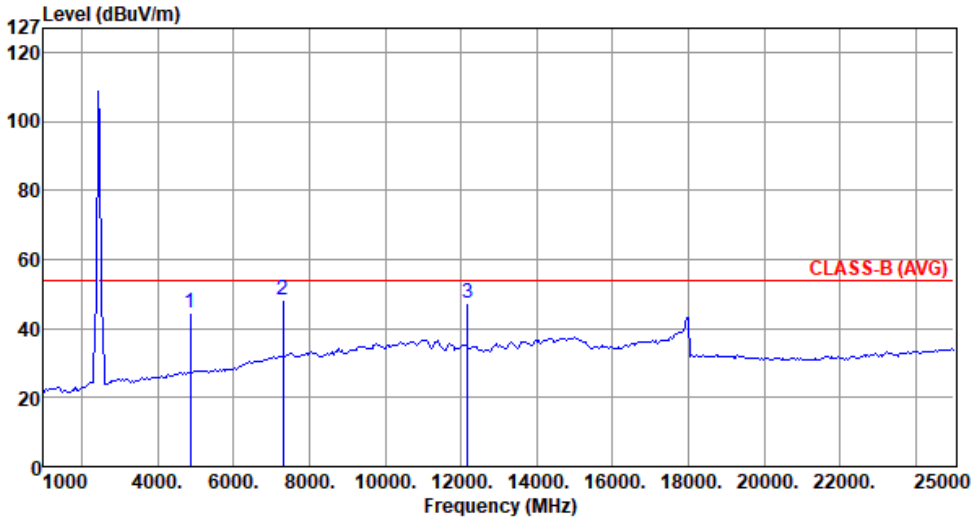

	Freq. MHz	Emission level dBuV/m	Limit dBuV/m	Margin dB	SA reading dBuV	Factor dB/m	Remark	ANT High cm	Turn Table deg
1	4874.00	44.51	54.00	-9.49	44.42	0.09	Average	158	125
2	7311.00	48.24	54.00	-5.76	42.05	6.19	Average	248	106
3	12185.00	47.29	54.00	-6.71	39.00	8.29	Average	180	112

Note 1: Emission Level (dBuV/m) = SA Reading (dBuV) + Factor* (dB/m)
*Factor includes antenna factor , cable loss and amplifier gain
Note 2: Margin (dB) = Emission level (dBuV/m) – Limit (dBuV/m).

Modulation	11b	**Test Freq. (MHz)**	2462
Polarization	Horizontal		

Test By :Brad Wu- Temperature(℃):24 Humidity(%):63

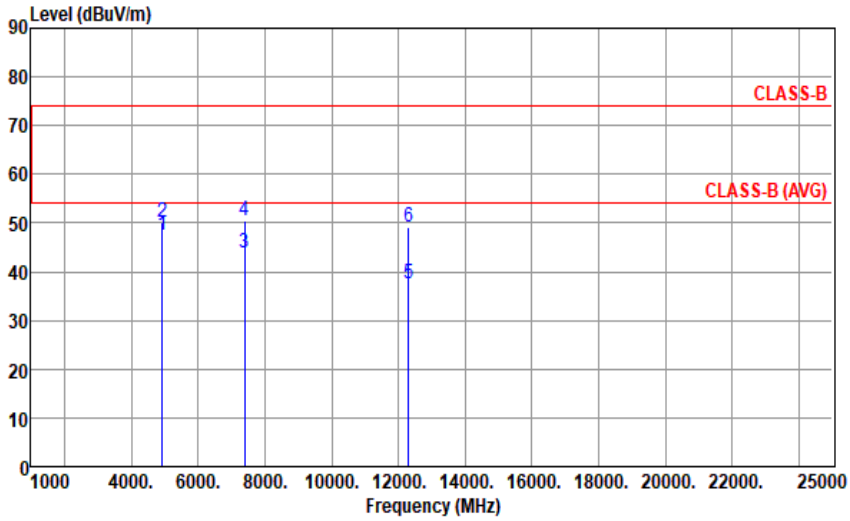

	Freq. MHz	Emission level dBuV/m	Limit dBuV/m	Margin dB	SA reading dBuV	Factor dB/m	Remark	ANT High cm	Turn Table deg
1	4924.00	47.55	54.00	-6.45	47.41	0.14	Average	181	62
2	4924.00	50.17	74.00	-23.83	50.03	0.14	Peak	181	62
3	7386.00	43.77	54.00	-10.23	37.68	6.09	Average	201	48
4	7386.00	50.50	74.00	-23.50	44.41	6.09	Peak	201	48
5	12310.00	37.67	54.00	-16.33	29.84	7.83	Average	229	22
6	12310.00	49.17	74.00	-24.83	41.34	7.83	Peak	229	22

Note 1: Emission Level (dBuV/m) = SA Reading (dBuV) + Factor* (dB/m)
*Factor includes antenna factor , cable loss and amplifier gain
Note 2: Margin (dB) = Emission level (dBuV/m) – Limit (dBuV/m).

Modulation	11b	**Test Freq. (MHz)**	2462
Polarization	Vertical		

Test By :Brad Wu- Temperature(℃):24 Humidity(%):63

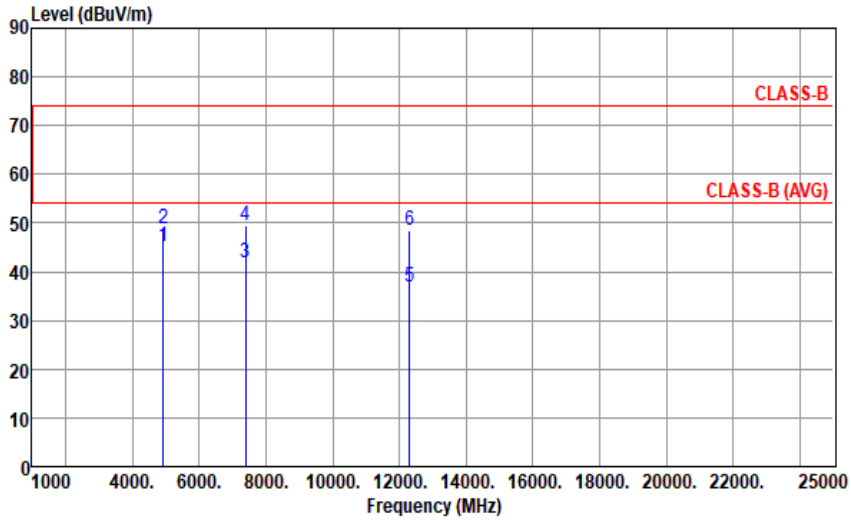

	Freq. MHz	Emission level dBuV/m	Limit dBuV/m	Margin dB	SA reading dBuV	Factor dB/m	Remark	ANT High cm	Turn Table deg
1	4924.00	45.17	54.00	-8.83	45.03	0.14	Average	320	115
2	4924.00	48.69	74.00	-25.31	48.55	0.14	Peak	320	115
3	7386.00	41.99	54.00	-12.01	35.90	6.09	Average	231	106
4	7386.00	49.55	74.00	-24.45	43.46	6.09	Peak	231	106
5	12310.00	36.74	54.00	-17.26	28.91	7.83	Average	122	3
6	12310.00	48.41	74.00	-25.59	40.58	7.83	Peak	122	3

Note 1: Emission Level (dBuV/m) = SA Reading (dBuV) + Factor* (dB/m)
*Factor includes antenna factor , cable loss and amplifier gain
Note 2: Margin (dB) = Emission level (dBuV/m) – Limit (dBuV/m).

Modulation	11g	**Test Freq. (MHz)**	2412
Polarization	Horizontal		

Test By :Brad Wu Temperature(℃):24 Humidity(%):63

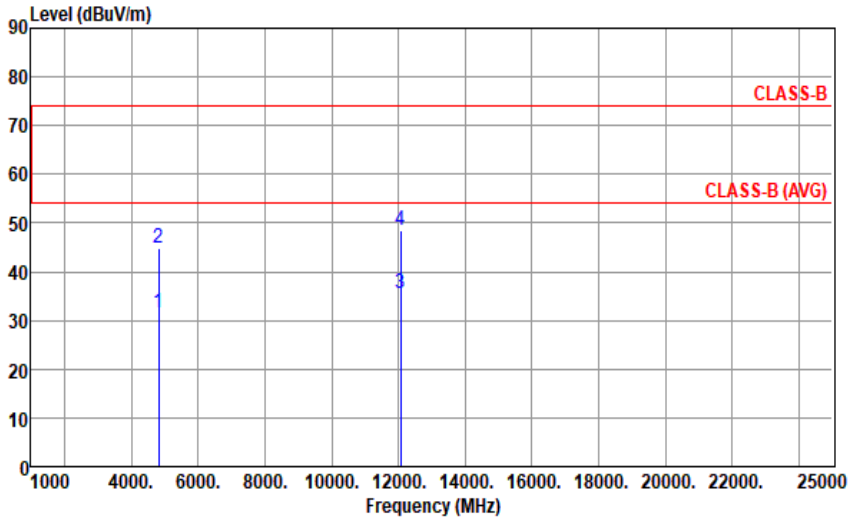

	Freq. MHz	Emission level dBuV/m	Limit dBuV/m	Margin dB	SA reading dBuV	Factor dB/m	Remark	ANT High cm	Turn Table deg
1	4824.00	31.71	54.00	-22.29	31.43	0.28	Average	194	148
2	4824.00	44.94	74.00	-29.06	44.66	0.28	Peak	194	148
3	12060.00	35.59	54.00	-18.41	27.32	8.27	Average	225	20
4	12060.00	48.57	74.00	-25.43	40.30	8.27	Peak	225	20

Note 1: Emission Level (dBuV/m) = SA Reading (dBuV) + Factor* (dB/m)
*Factor includes antenna factor , cable loss and amplifier gain
Note 2: Margin (dB) = Emission level (dBuV/m) – Limit (dBuV/m).

Modulation	11g	**Test Freq. (MHz)**	2412
Polarization	Vertical		

Test By :Brad Wu Temperature(℃):24 Humidity(%):63

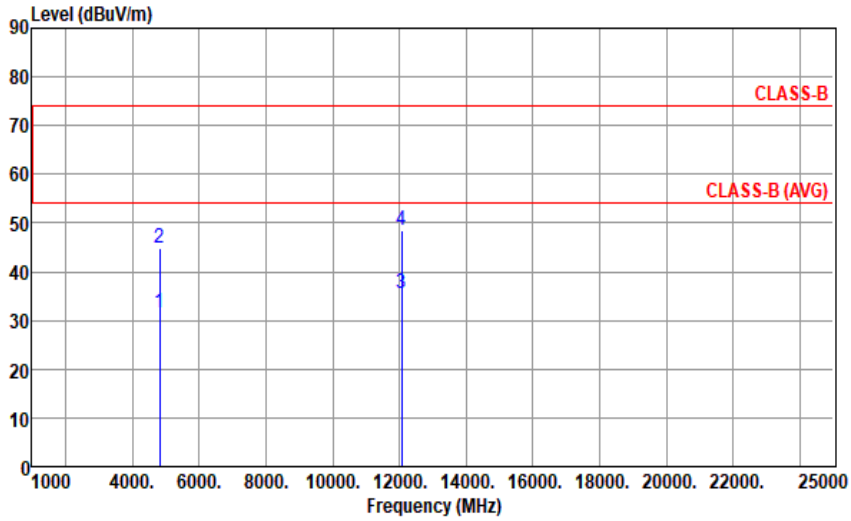

	Freq. MHz	Emission level dBuV/m	Limit dBuV/m	Margin dB	SA reading dBuV	Factor dB/m	Remark	ANT High cm	Turn Table deg
1	4824.00	31.45	54.00	-22.55	31.17	0.28	Average	241	122
2	4824.00	44.68	74.00	-29.32	44.40	0.28	Peak	241	122
3	12060.00	35.42	54.00	-18.58	27.15	8.27	Average	169	121
4	12060.00	48.36	74.00	-25.64	40.09	8.27	Peak	169	121

Note 1: Emission Level (dBuV/m) = SA Reading (dBuV) + Factor* (dB/m)
*Factor includes antenna factor , cable loss and amplifier gain
Note 2: Margin (dB) = Emission level (dBuV/m) – Limit (dBuV/m).

Modulation	11g	**Test Freq. (MHz)**	2437
Polarization	Horizontal		

Test By :Brad Wu Temperature(℃):24 Humidity(%):63

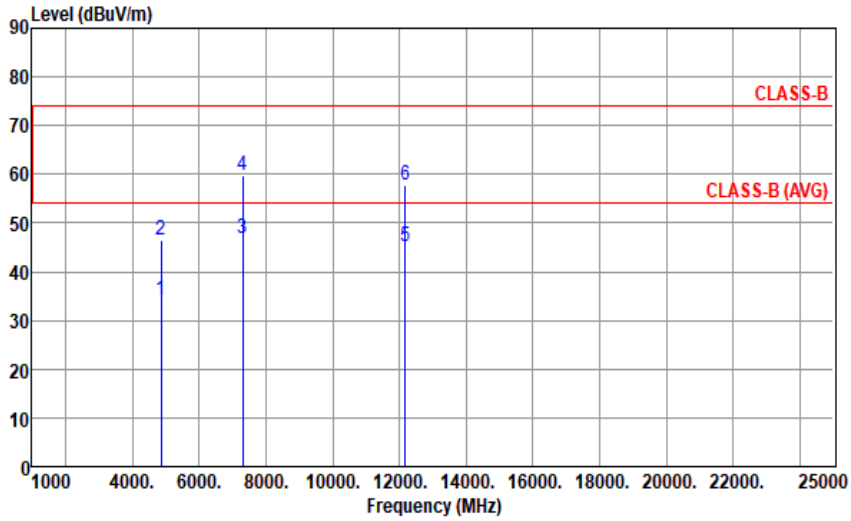

	Freq. MHz	Emission level dBuV/m	Limit dBuV/m	Margin dB	SA reading dBuV	Factor dB/m	Remark	ANT High cm	Turn Table deg
1	4874.00	34.21	54.00	-19.79	34.12	0.09	Average	121	62
2	4874.00	46.47	74.00	-27.53	46.38	0.09	Peak	121	62
3	7311.00	46.73	54.00	-7.27	40.54	6.19	Average	228	48
4	7311.00	59.92	74.00	-14.08	53.73	6.19	Peak	228	48
5	12185.00	45.29	54.00	-8.71	37.00	8.29	Average	226	19
6	12185.00	57.81	74.00	-16.19	49.52	8.29	Peak	226	19

Note 1: Emission Level (dBuV/m) = SA Reading (dBuV) + Factor* (dB/m)
*Factor includes antenna factor , cable loss and amplifier gain
Note 2: Margin (dB) = Emission level (dBuV/m) – Limit (dBuV/m).

Modulation	11g	**Test Freq. (MHz)**	2437
Polarization	Vertical		

Test By :Brad Wu Temperature(℃):24 Humidity(%):63

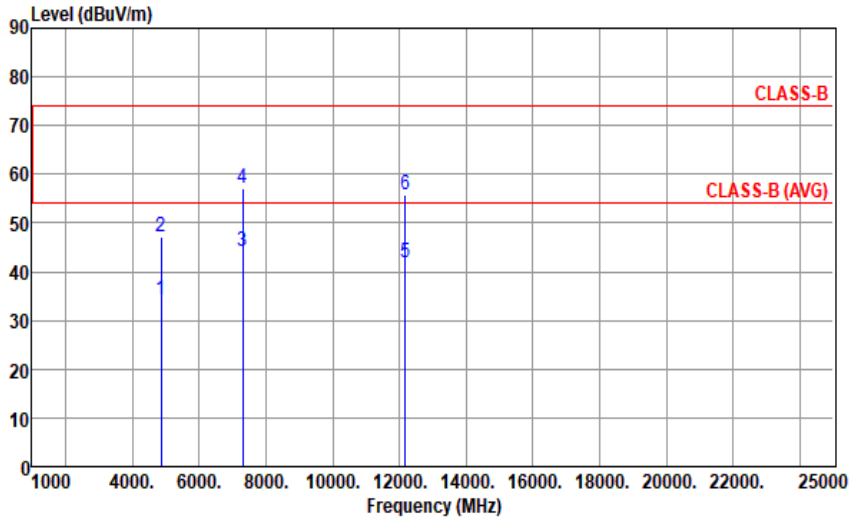

	Freq. MHz	Emission level dBuV/m	Limit dBuV/m	Margin dB	SA reading dBuV	Factor dB/m	Remark	ANT High cm	Turn Table deg
1	4874.00	34.25	54.00	-19.75	34.16	0.09	Average	248	126
2	4874.00	47.10	74.00	-26.90	47.01	0.09	Peak	248	126
3	7311.00	44.21	54.00	-9.79	38.02	6.19	Average	231	114
4	7311.00	57.29	74.00	-16.71	51.10	6.19	Peak	231	114
5	12185.00	41.73	54.00	-12.27	33.44	8.29	Average	174	117
6	12185.00	55.70	74.00	-18.30	47.41	8.29	Peak	174	117

Note 1: Emission Level (dBuV/m) = SA Reading (dBuV) + Factor* (dB/m)
*Factor includes antenna factor , cable loss and amplifier gain
Note 2: Margin (dB) = Emission level (dBuV/m) – Limit (dBuV/m).

Modulation	11g	**Test Freq. (MHz)**	2462
Polarization	Horizontal		

Test By :Brad Wu Temperature(℃):24 Humidity(%):63

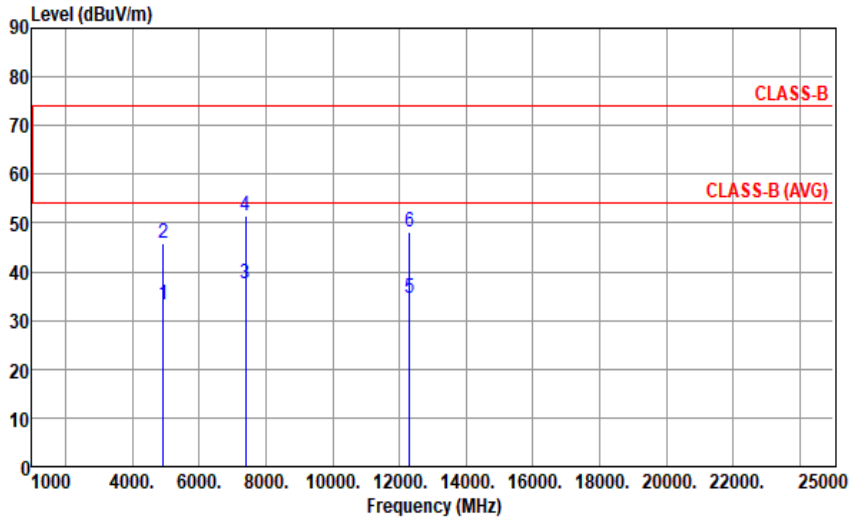

	Freq. MHz	Emission level dBuV/m	Limit dBuV/m	Margin dB	SA reading dBuV	Factor dB/m	Remark	ANT High cm	Turn Table deg
1	4924.00	33.05	54.00	-20.95	32.91	0.14	Average	235	118
2	4924.00	45.89	74.00	-28.11	45.75	0.14	Peak	235	118
3	7386.00	37.37	54.00	-16.63	31.28	6.09	Average	226	53
4	7386.00	51.49	74.00	-22.51	45.40	6.09	Peak	226	53
5	12310.00	34.54	54.00	-19.46	26.71	7.83	Average	312	8
6	12310.00	48.20	74.00	-25.80	40.37	7.83	Peak	312	8

Note 1: Emission Level (dBuV/m) = SA Reading (dBuV) + Factor* (dB/m)
*Factor includes antenna factor , cable loss and amplifier gain
Note 2: Margin (dB) = Emission level (dBuV/m) – Limit (dBuV/m).

Modulation	11g	**Test Freq. (MHz)**	2462
Polarization	Vertical		

Test By :Brad Wu Temperature(℃):24 Humidity(%):63

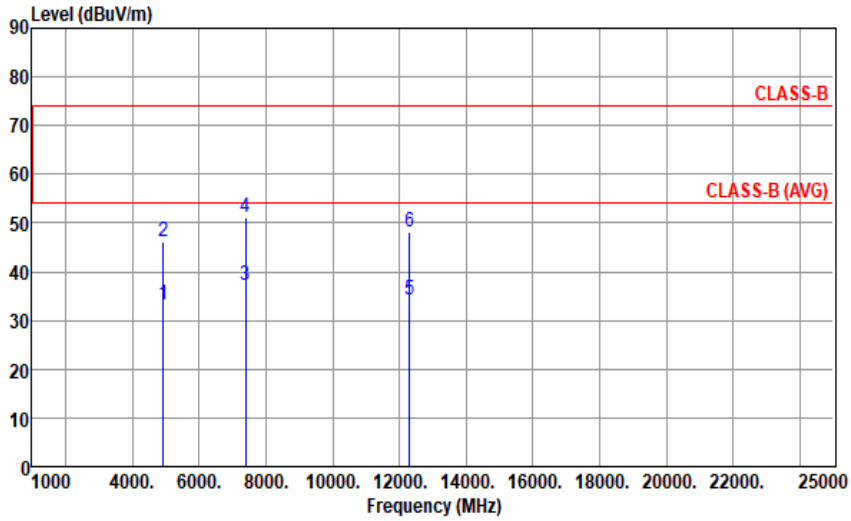

	Freq. MHz	Emission level dBuV/m	Limit dBuV/m	Margin dB	SA reading dBuV	Factor dB/m	Remark	ANT High cm	Turn Table deg
1	4924.00	33.25	54.00	-20.75	33.11	0.14	Average	202	98
2	4924.00	46.08	74.00	-27.92	45.94	0.14	Peak	202	98
3	7386.00	37.25	54.00	-16.75	31.16	6.09	Average	224	111
4	7386.00	51.28	74.00	-22.72	45.19	6.09	Peak	224	111
5	12310.00	34.36	54.00	-19.64	26.53	7.83	Average	304	16
6	12310.00	48.05	74.00	-25.95	40.22	7.83	Peak	304	16

Note 1: Emission Level (dBuV/m) = SA Reading (dBuV) + Factor* (dB/m)
*Factor includes antenna factor , cable loss and amplifier gain
Note 2: Margin (dB) = Emission level (dBuV/m) – Limit (dBuV/m).

Modulation	be EHT20	**Test Freq. (MHz)**	2412
Polarization	Horizontal		

Test By :Akun Chung_ Temperature(℃):23 Humidity(%):64

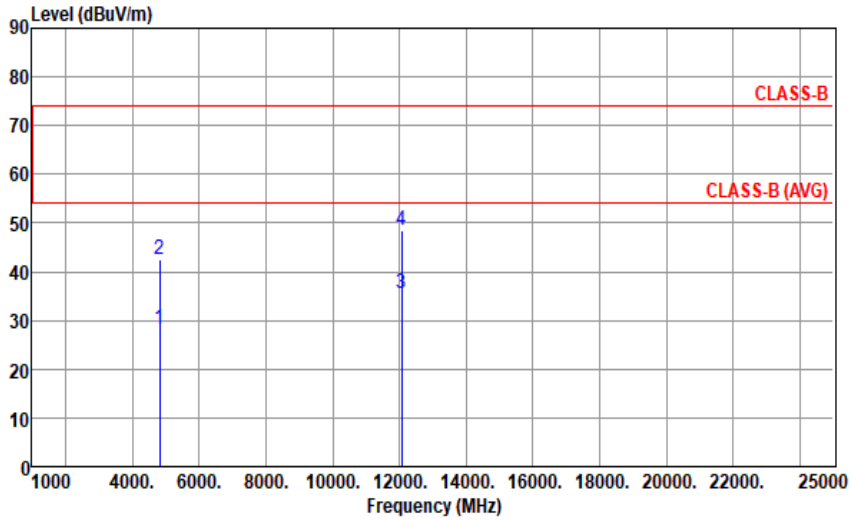

	Freq. MHz	Emission level dBuV/m	Limit dBuV/m	Margin dB	SA reading dBuV	Factor dB/m	Remark	ANT High cm	Turn Table deg
1	4824.00	28.21	54.00	-25.79	27.93	0.28	Average	100	165
2	4824.00	42.45	74.00	-31.55	42.17	0.28	Peak	100	165
3	12060.00	35.55	54.00	-18.45	27.28	8.27	Average	100	32
4	12060.00	48.55	74.00	-25.45	40.28	8.27	Peak	100	32

Note 1: Emission Level (dBuV/m) = SA Reading (dBuV) + Factor* (dB/m)
*Factor includes antenna factor , cable loss and amplifier gain
Note 2: Margin (dB) = Emission level (dBuV/m) – Limit (dBuV/m).

Modulation	be EHT20	**Test Freq. (MHz)**	2412
Polarization	Vertical		

Test By :Akun Chung_ Temperature(℃):23 Humidity(%):64

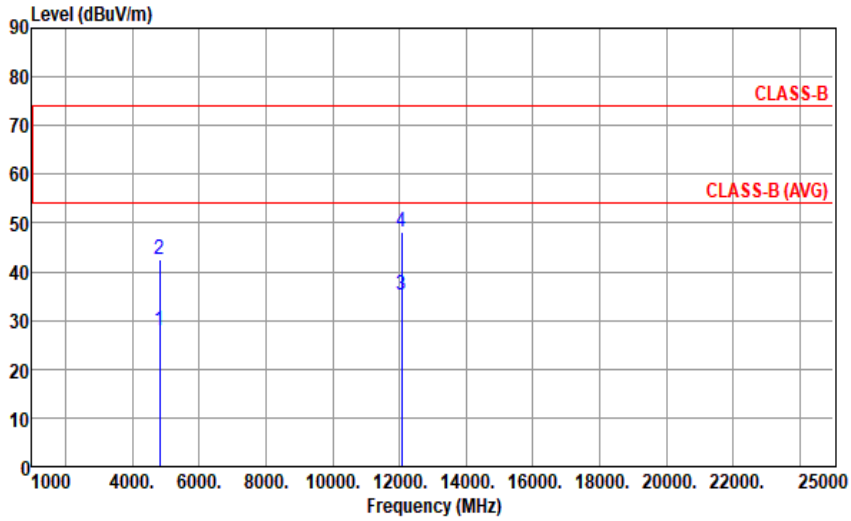

	Freq. MHz	Emission level dBuV/m	Limit dBuV/m	Margin dB	SA reading dBuV	Factor dB/m	Remark	ANT High cm	Turn Table deg
1	4824.00	27.95	54.00	-26.05	27.67	0.28	Average	100	148
2	4824.00	42.36	74.00	-31.64	42.08	0.28	Peak	100	148
3	12060.00	35.36	54.00	-18.64	27.09	8.27	Average	100	247
4	12060.00	48.25	74.00	-25.75	39.98	8.27	Peak	100	247

Note 1: Emission Level (dBuV/m) = SA Reading (dBuV) + Factor* (dB/m)
*Factor includes antenna factor , cable loss and amplifier gain
Note 2: Margin (dB) = Emission level (dBuV/m) – Limit (dBuV/m).

Modulation	be EHT20	**Test Freq. (MHz)**	2437
Polarization	Horizontal		

Test By :Akun Chung_ Temperature(℃):23 Humidity(%):64

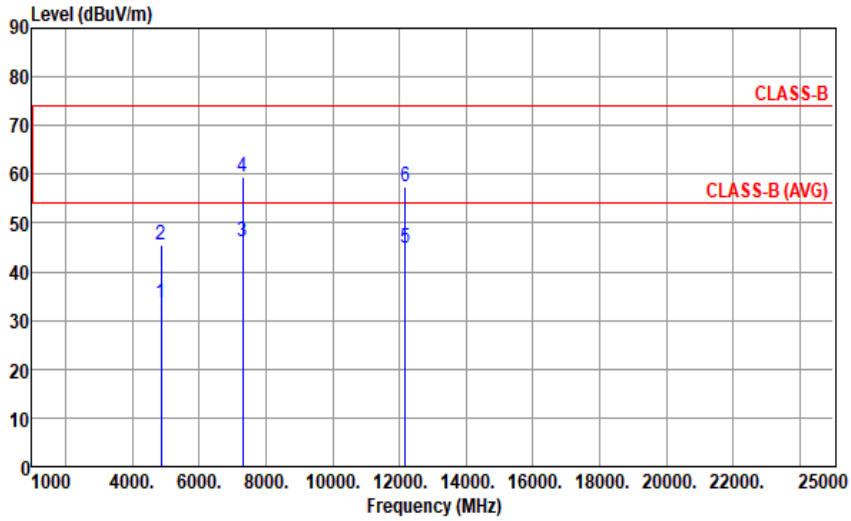

	Freq. MHz	Emission level dBuV/m	Limit dBuV/m	Margin dB	SA reading dBuV	Factor dB/m	Remark	ANT High cm	Turn Table deg
1	4874.00	33.67	54.00	-20.33	33.58	0.09	Average	100	77
2	4874.00	45.36	74.00	-28.64	45.27	0.09	Peak	100	77
3	7311.00	46.16	54.00	-7.84	39.97	6.19	Average	100	50
4	7311.00	59.32	74.00	-14.68	53.13	6.19	Peak	100	50
5	12185.00	44.75	54.00	-9.25	36.46	8.29	Average	100	32
6	12185.00	57.39	74.00	-16.61	49.10	8.29	Peak	100	32

Note 1: Emission Level (dBuV/m) = SA Reading (dBuV) + Factor* (dB/m)
*Factor includes antenna factor , cable loss and amplifier gain
Note 2: Margin (dB) = Emission level (dBuV/m) – Limit (dBuV/m).

Modulation	be EHT20	**Test Freq. (MHz)**	2437
Polarization	Vertical		

Test By :Akun Chung_ Temperature(℃):23 Humidity(%):64

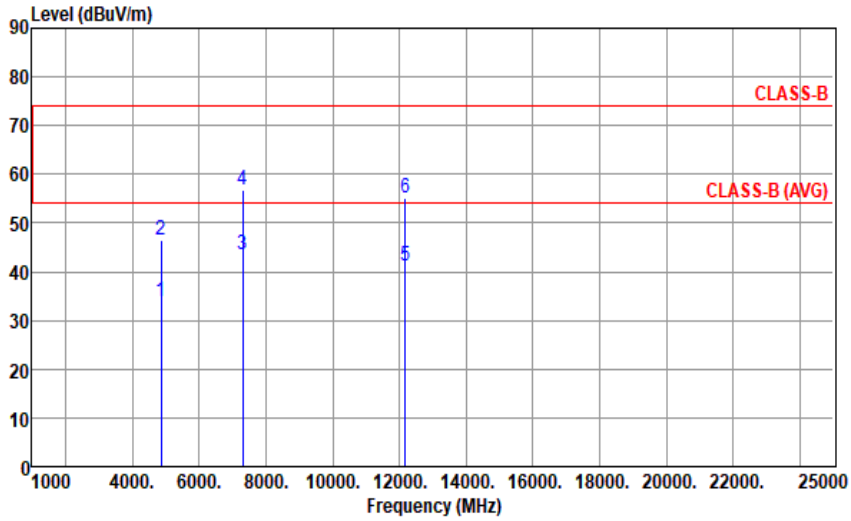

	Freq. MHz	Emission level dBuV/m	Limit dBuV/m	Margin dB	SA reading dBuV	Factor dB/m	Remark	ANT High cm	Turn Table deg
1	4874.00	33.83	54.00	-20.17	33.74	0.09	Average	100	151
2	4874.00	46.54	74.00	-27.46	46.45	0.09	Peak	100	151
3	7311.00	43.61	54.00	-10.39	37.42	6.19	Average	100	98
4	7311.00	56.86	74.00	-17.14	50.67	6.19	Peak	100	98
5	12185.00	41.21	54.00	-12.79	32.92	8.29	Average	100	123
6	12185.00	55.18	74.00	-18.82	46.89	8.29	Peak	100	123

Note 1: Emission Level (dBuV/m) = SA Reading (dBuV) + Factor* (dB/m)
*Factor includes antenna factor , cable loss and amplifier gain
Note 2: Margin (dB) = Emission level (dBuV/m) – Limit (dBuV/m).

Modulation	be EHT20	**Test Freq. (MHz)**	2462
Polarization	Horizontal		

Test By :Akun Chung_ Temperature(℃):23 Humidity(%):64

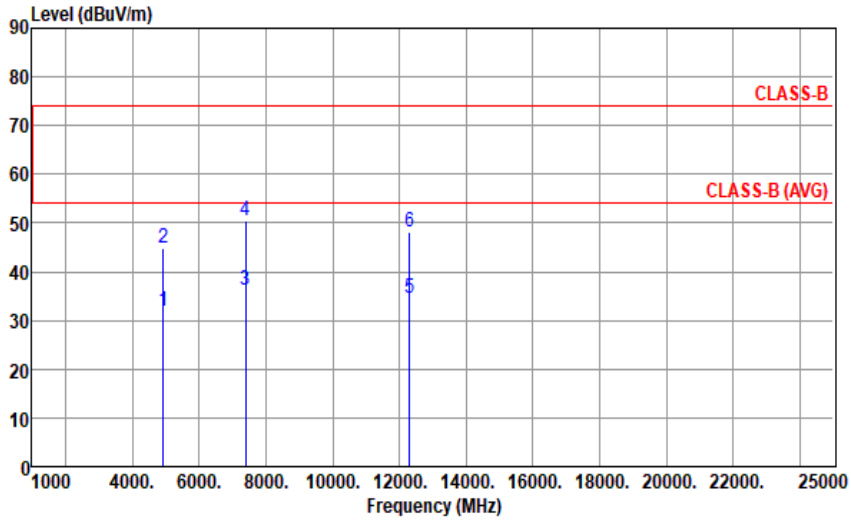

	Freq. MHz	Emission level dBuV/m	Limit dBuV/m	Margin dB	SA reading dBuV	Factor dB/m	Remark	ANT High cm	Turn Table deg
1	4924.00	31.90	54.00	-22.10	31.76	0.14	Average	100	131
2	4924.00	44.80	74.00	-29.20	44.66	0.14	Peak	100	131
3	7386.00	36.27	54.00	-17.73	30.18	6.09	Average	100	64
4	7386.00	50.37	74.00	-23.63	44.28	6.09	Peak	100	64
5	12310.00	34.51	54.00	-19.49	26.68	7.83	Average	100	6
6	12310.00	48.03	74.00	-25.97	40.20	7.83	Peak	100	6

Note 1: Emission Level (dBuV/m) = SA Reading (dBuV) + Factor* (dB/m)
*Factor includes antenna factor , cable loss and amplifier gain
Note 2: Margin (dB) = Emission level (dBuV/m) – Limit (dBuV/m).

Modulation	be EHT20	**Test Freq. (MHz)**	2462
Polarization	Vertical		

Test By :Akun Chung_ Temperature(℃):23 Humidity(%):64

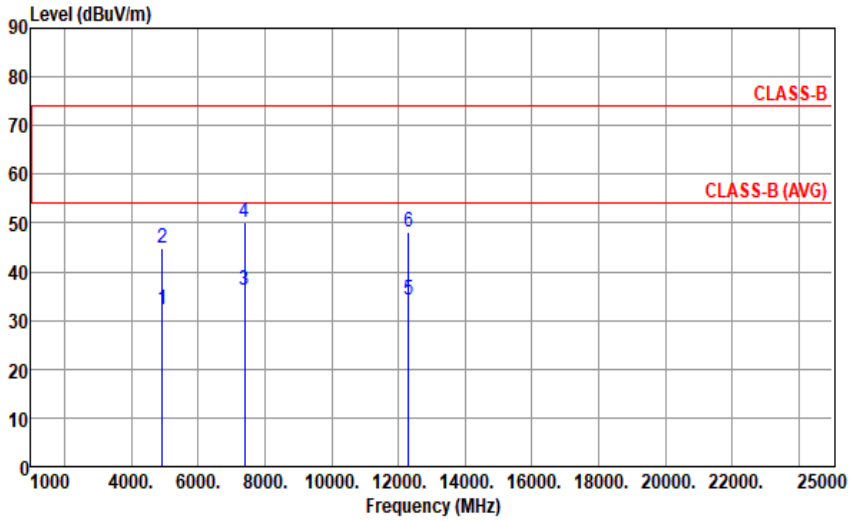

	Freq. MHz	Emission level dBuV/m	Limit dBuV/m	Margin dB	SA reading dBuV	Factor dB/m	Remark	ANT High cm	Turn Table deg
1	4924.00	32.08	54.00	-21.92	31.94	0.14	Average	100	108
2	4924.00	44.88	74.00	-29.12	44.74	0.14	Peak	100	108
3	7386.00	36.12	54.00	-17.88	30.03	6.09	Average	100	148
4	7386.00	50.12	74.00	-23.88	44.03	6.09	Peak	100	148
5	12310.00	34.26	54.00	-19.74	26.43	7.83	Average	100	9
6	12310.00	47.99	74.00	-26.01	40.16	7.83	Peak	100	9

Note 1: Emission Level (dBuV/m) = SA Reading (dBuV) + Factor* (dB/m)
*Factor includes antenna factor , cable loss and amplifier gain
Note 2: Margin (dB) = Emission level (dBuV/m) – Limit (dBuV/m).

Modulation	be EHT40	**Test Freq. (MHz)**	2422
Polarization	Horizontal		

Test By :Akun Chung_ Temperature(℃):23 Humidity(%):64

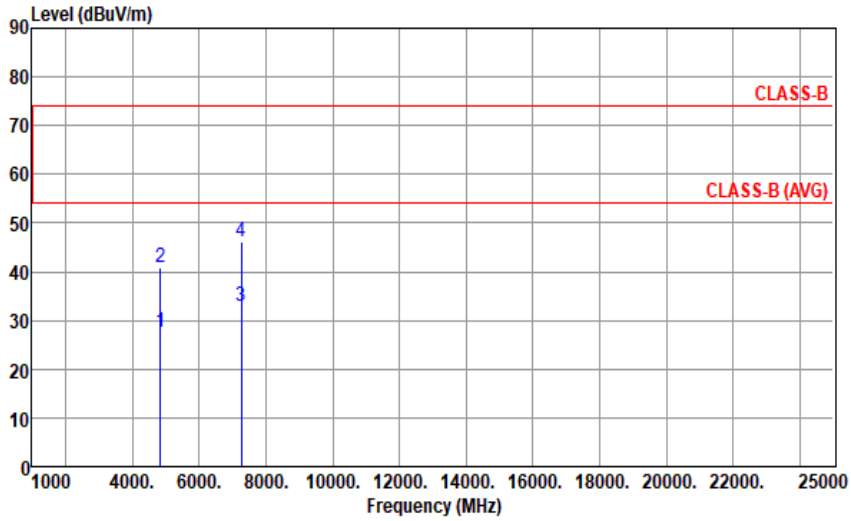

	Freq. MHz	Emission level dBuV/m	Limit dBuV/m	Margin dB	SA reading dBuV	Factor dB/m	Remark	ANT High cm	Turn Table deg
1	4844.00	27.59	54.00	-26.41	27.42	0.17	Average	100	179
2	4844.00	40.97	74.00	-33.03	40.80	0.17	Peak	100	179
3	7266.00	32.94	54.00	-21.06	26.94	6.00	Average	100	28
4	7266.00	46.19	74.00	-27.81	40.19	6.00	Peak	100	28

Note 1: Emission Level (dBuV/m) = SA Reading (dBuV) + Factor* (dB/m)
*Factor includes antenna factor , cable loss and amplifier gain
Note 2: Margin (dB) = Emission level (dBuV/m) – Limit (dBuV/m).

Modulation	be EHT40	**Test Freq. (MHz)**	2422
Polarization	Vertical		

Test By :Akun Chung_ Temperature(℃):23 Humidity(%):64

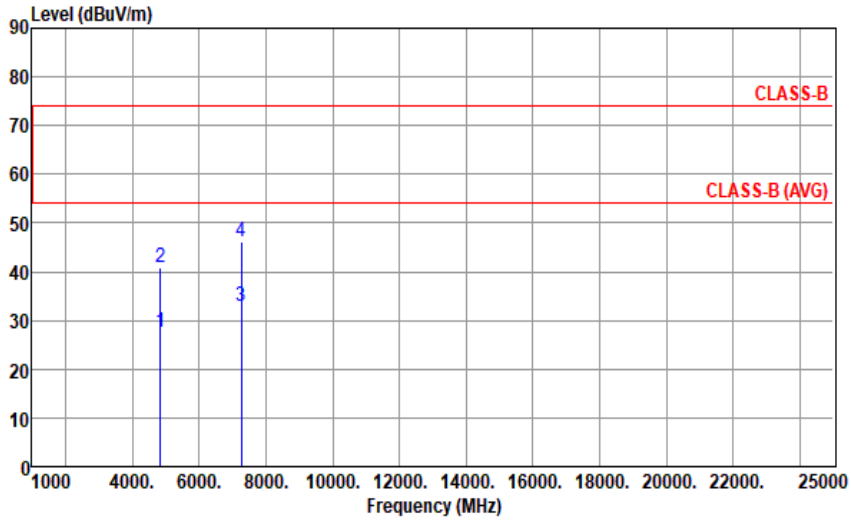

	Freq. MHz	Emission level dBuV/m	Limit dBuV/m	Margin dB	SA reading dBuV	Factor dB/m	Remark	ANT High cm	Turn Table deg
1	4844.00	27.62	54.00	-26.38	27.45	0.17	Average	100	172
2	4844.00	40.90	74.00	-33.10	40.73	0.17	Peak	100	172
3	7266.00	33.00	54.00	-21.00	27.00	6.00	Average	100	283
4	7266.00	46.04	74.00	-27.96	40.04	6.00	Peak	100	283

Note 1: Emission Level (dBuV/m) = SA Reading (dBuV) + Factor* (dB/m)
*Factor includes antenna factor , cable loss and amplifier gain
Note 2: Margin (dB) = Emission level (dBuV/m) – Limit (dBuV/m).

Modulation	be EHT40	**Test Freq. (MHz)**	2437
Polarization	Horizontal		

Test By :Akun Chung_ Temperature(℃):23 Humidity(%):64

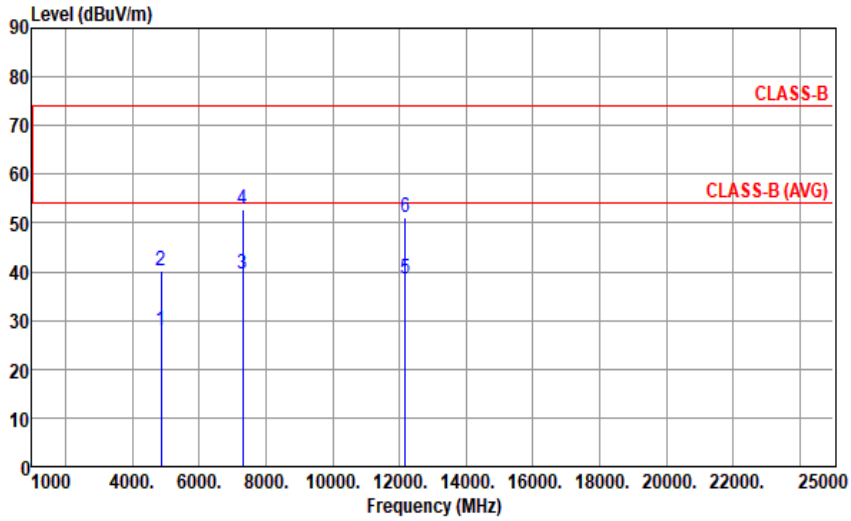

	Freq. MHz	Emission level dBuV/m	Limit dBuV/m	Margin dB	SA reading dBuV	Factor dB/m	Remark	ANT High cm	Turn Table deg
1	4874.00	27.83	54.00	-26.17	27.74	0.09	Average	100	63
2	4874.00	40.23	74.00	-33.77	40.14	0.09	Peak	100	63
3	7311.00	39.62	54.00	-14.38	33.43	6.19	Average	100	34
4	7311.00	52.96	74.00	-21.04	46.77	6.19	Peak	100	34
5	12185.00	38.52	54.00	-15.48	30.23	8.29	Average	100	7
6	12185.00	51.22	74.00	-22.78	42.93	8.29	Peak	100	7

Note 1: Emission Level (dBuV/m) = SA Reading (dBuV) + Factor* (dB/m)
*Factor includes antenna factor , cable loss and amplifier gain
Note 2: Margin (dB) = Emission level (dBuV/m) – Limit (dBuV/m).

Modulation	be EHT40	**Test Freq. (MHz)**	2437
Polarization	Vertical		

Test By :Akun Chung_ Temperature(℃):23 Humidity(%):64

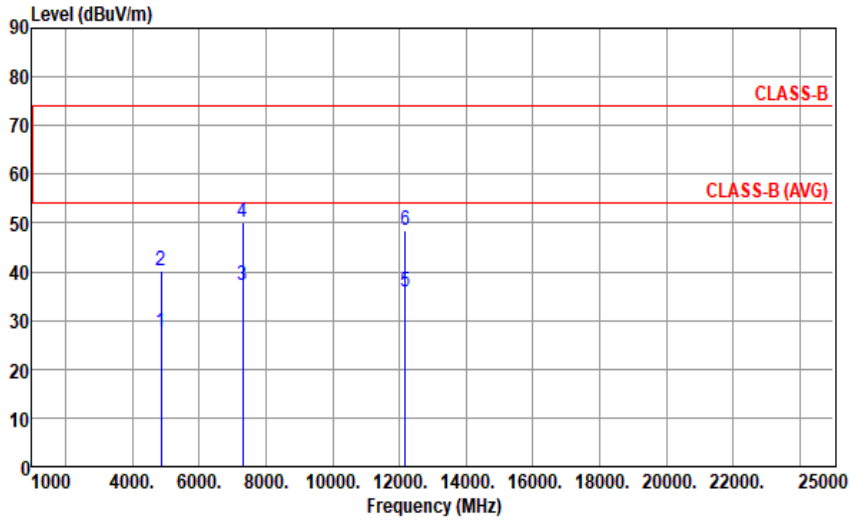

	Freq. MHz	Emission level dBuV/m	Limit dBuV/m	Margin dB	SA reading dBuV	Factor dB/m	Remark	ANT High cm	Turn Table deg
1	4874.00	27.56	54.00	-26.44	27.47	0.09	Average	100	166
2	4874.00	40.16	74.00	-33.84	40.07	0.09	Peak	100	166
3	7311.00	37.33	54.00	-16.67	31.14	6.19	Average	100	114
4	7311.00	50.06	74.00	-23.94	43.87	6.19	Peak	100	114
5	12185.00	35.71	54.00	-18.29	27.42	8.29	Average	100	141
6	12185.00	48.50	74.00	-25.50	40.21	8.29	Peak	100	141

Note 1: Emission Level (dBuV/m) = SA Reading (dBuV) + Factor* (dB/m)
*Factor includes antenna factor , cable loss and amplifier gain
Note 2: Margin (dB) = Emission level (dBuV/m) – Limit (dBuV/m).

Modulation	be EHT40	**Test Freq. (MHz)**	2452
Polarization	Horizontal		

Test By :Akun Chung_ Temperature(℃):23 Humidity(%):64

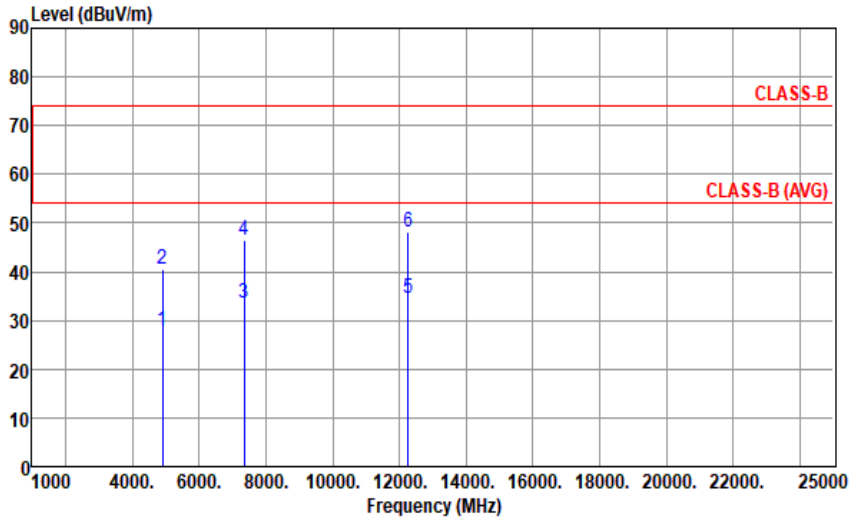

	Freq. MHz	Emission level dBuV/m	Limit dBuV/m	Margin dB	SA reading dBuV	Factor dB/m	Remark	ANT High cm	Turn Table deg
1	4904.00	27.87	54.00	-26.13	27.81	0.06	Average	100	167
2	4904.00	40.43	74.00	-33.57	40.37	0.06	Peak	100	167
3	7356.00	33.49	54.00	-20.51	27.33	6.16	Average	100	70
4	7356.00	46.57	74.00	-27.43	40.41	6.16	Peak	100	70
5	12260.00	34.56	54.00	-19.44	26.51	8.05	Average	100	12
6	12260.00	48.06	74.00	-25.94	40.01	8.05	Peak	100	12

Note 1: Emission Level (dBuV/m) = SA Reading (dBuV) + Factor* (dB/m)
*Factor includes antenna factor , cable loss and amplifier gain
Note 2: Margin (dB) = Emission level (dBuV/m) – Limit (dBuV/m).

Modulation	be EHT40	**Test Freq. (MHz)**	2452
Polarization	Vertical		

Test By :Akun Chung_ Temperature(℃):23 Humidity(%):64

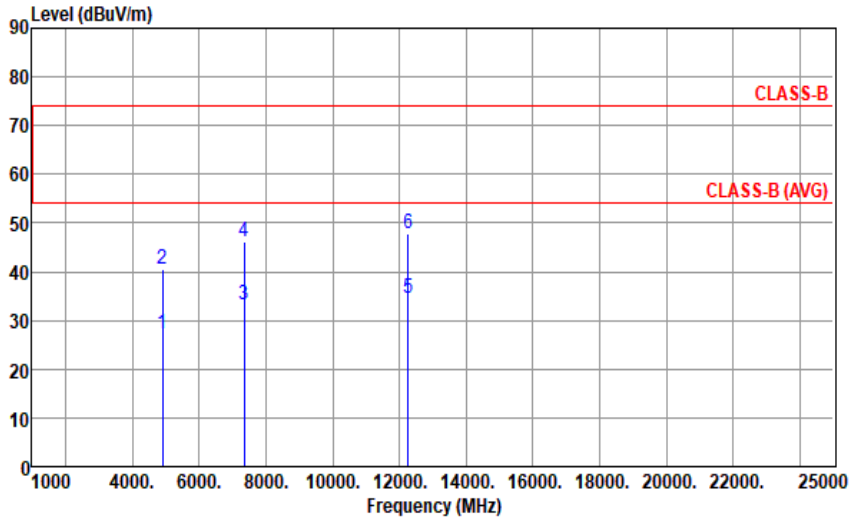

	Freq. MHz	Emission level dBuV/m	Limit dBuV/m	Margin dB	SA reading dBuV	Factor dB/m	Remark	ANT High cm	Turn Table deg
1	4904.00	27.19	54.00	-26.81	27.13	0.06	Average	100	125
2	4904.00	40.35	74.00	-33.65	40.29	0.06	Peak	100	125
3	7356.00	33.11	54.00	-20.89	26.95	6.16	Average	100	182
4	7356.00	46.26	74.00	-27.74	40.10	6.16	Peak	100	182
5	12260.00	34.39	54.00	-19.61	26.34	8.05	Average	100	14
6	12260.00	47.86	74.00	-26.14	39.81	8.05	Peak	100	14

Note 1: Emission Level (dBuV/m) = SA Reading (dBuV) + Factor* (dB/m)
*Factor includes antenna factor , cable loss and amplifier gain
Note 2: Margin (dB) = Emission level (dBuV/m) – Limit (dBuV/m).

Modulation	11b	Test Freq. (MHz)	2412
Polarization	Horizontal-Peak		

Test By :Brad Wu Temperature(℃):24 Humidity(%):63

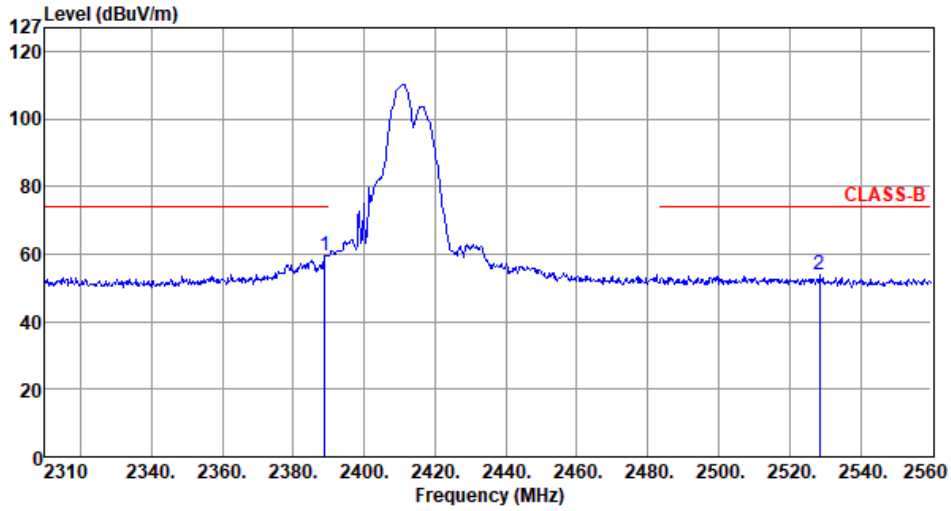

	Freq. MHz	Emission level dBuV/m	Limit dBuV/m	Margin dB	SA reading dBuV	Factor dB/m	Remark	ANT High cm	Turn Table deg
1	2389.00	59.64	74.00	-14.36	63.38	-3.74	Peak	183	178
2	2528.50	53.81	74.00	-20.19	57.74	-3.93	Peak	183	178

Note 1: Emission Level (dBuV/m) = SA Reading (dBuV) + Factor* (dB/m)
*Factor includes antenna factor , cable loss and amplifier gain
Note 2: Margin (dB) = Emission level (dBuV/m) – Limit (dBuV/m).

Modulation	11b	Test Freq. (MHz)	2412
Polarization	Horizontal-Average		

Test By :Brad Wu Temperature(℃):24 Humidity(%):63

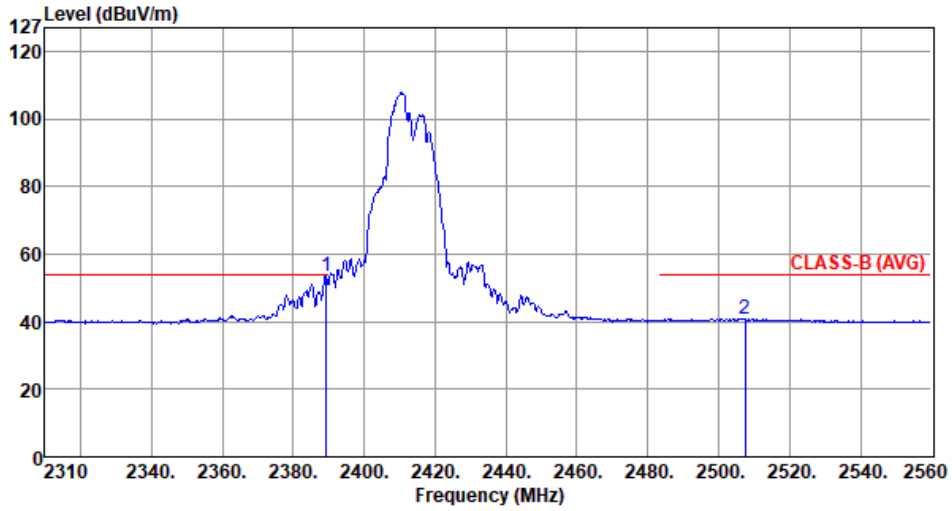

	Freq. MHz	Emission level dBuV/m	Limit dBuV/m	Margin dB	SA reading dBuV	Factor dB/m	Remark	ANT High cm	Turn Table deg
1	2389.25	53.54	54.00	-0.46	57.28	-3.74	Average	183	178
2	2507.50	40.94	54.00	-13.06	44.95	-4.01	Average	183	178

Note 1: Emission Level (dBuV/m) = SA Reading (dBuV) + Factor* (dB/m)
*Factor includes antenna factor , cable loss and amplifier gain
Note 2: Margin (dB) = Emission level (dBuV/m) – Limit (dBuV/m).

Modulation	11b	Test Freq. (MHz)	2412
Polarization	Vertical-Peak		

Test By :Brad Wu Temperature(℃):24 Humidity(%):63

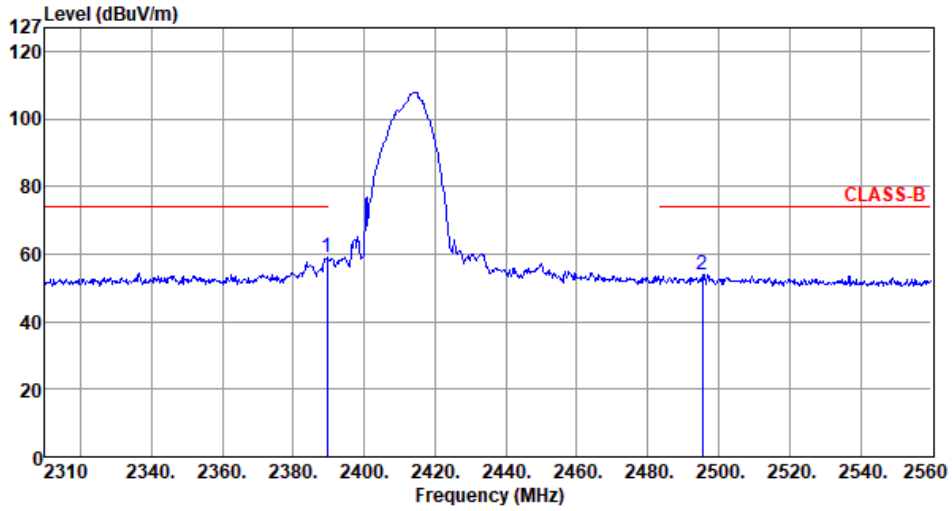

	Freq. MHz	Emission level dBuV/m	Limit dBuV/m	Margin dB	SA reading dBuV	Factor dB/m	Remark	ANT High cm	Turn Table deg
1	2389.50	58.85	74.00	-15.15	62.59	-3.74	Peak	308	105
2	2495.50	54.02	74.00	-19.98	57.92	-3.90	Peak	308	105

Note 1: Emission Level (dBuV/m) = SA Reading (dBuV) + Factor* (dB/m)
*Factor includes antenna factor , cable loss and amplifier gain
Note 2: Margin (dB) = Emission level (dBuV/m) – Limit (dBuV/m).

Modulation	11b	Test Freq. (MHz)	2412
Polarization	Vertical-Average		

Test By :Brad Wu Temperature(℃):24 Humidity(%):63

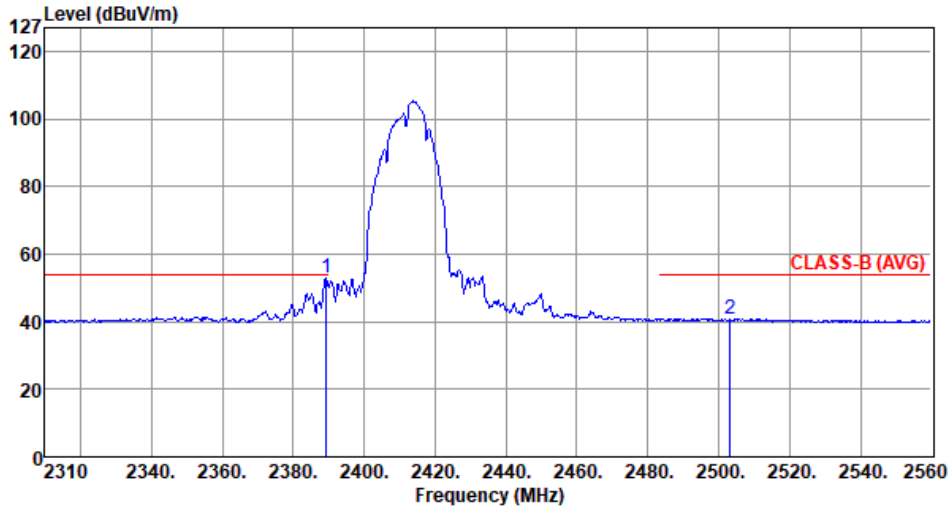

	Freq. MHz	Emission level dBuV/m	Limit dBuV/m	Margin dB	SA reading dBuV	Factor dB/m	Remark	ANT High cm	Turn Table deg
1	2389.25	52.76	54.00	-1.24	56.50	-3.74	Average	308	105
2	2503.25	40.91	54.00	-13.09	44.87	-3.96	Average	308	105

Note 1: Emission Level (dBuV/m) = SA Reading (dBuV) + Factor* (dB/m)
*Factor includes antenna factor , cable loss and amplifier gain
Note 2: Margin (dB) = Emission level (dBuV/m) – Limit (dBuV/m).

Modulation	11b	Test Freq. (MHz)	2417
Polarization	Horizontal-Peak		

Test By :Brad Wu Temperature(℃):24 Humidity(%):63

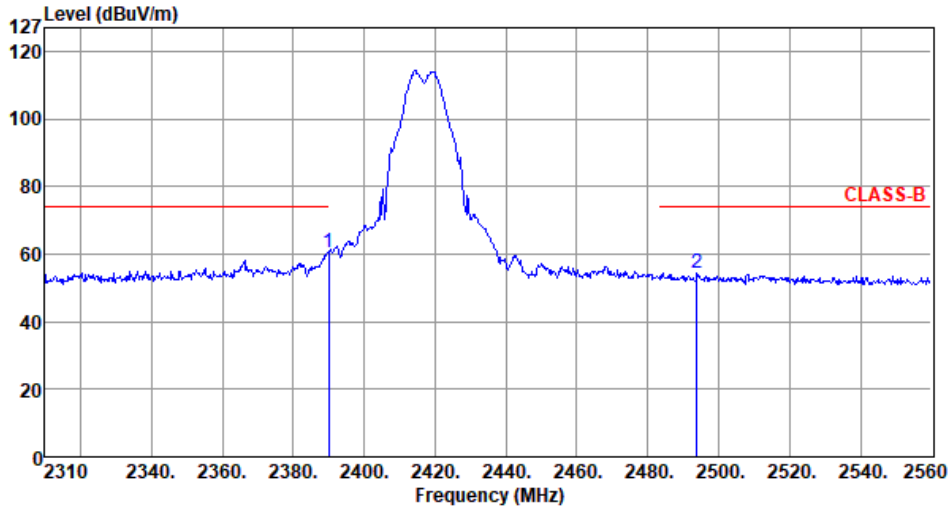

	Freq. MHz	Emission level dBuV/m	Limit dBuV/m	Margin dB	SA reading dBuV	Factor dB/m	Remark	ANT High cm	Turn Table deg
1	2390.00	60.41	74.00	-13.59	64.15	-3.74	Peak	188	277
2	2493.75	54.59	74.00	-19.41	58.46	-3.87	Peak	188	277

Note 1: Emission Level (dBuV/m) = SA Reading (dBuV) + Factor* (dB/m)
*Factor includes antenna factor , cable loss and amplifier gain
Note 2: Margin (dB) = Emission level (dBuV/m) – Limit (dBuV/m).

Modulation	11b	Test Freq. (MHz)	2417
Polarization	Horizontal-Average		

Test By :Brad Wu Temperature(℃):24 Humidity(%):63

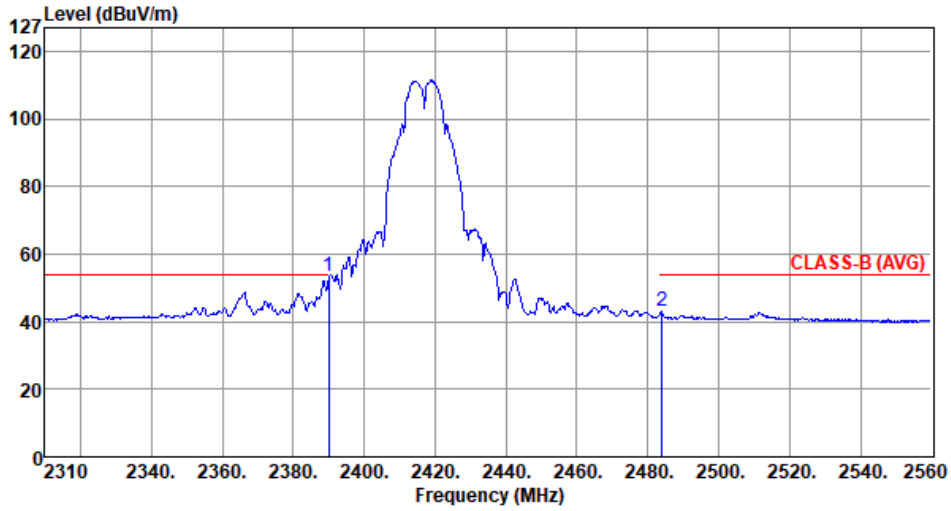

	Freq. MHz	Emission level dBuV/m	Limit dBuV/m	Margin dB	SA reading dBuV	Factor dB/m	Remark	ANT High cm	Turn Table deg
1	2390.00	53.52	54.00	-0.48	57.26	-3.74	Average	188	277
2	2484.00	43.29	54.00	-10.71	47.12	-3.83	Average	188	277

Note 1: Emission Level (dBuV/m) = SA Reading (dBuV) + Factor* (dB/m)
*Factor includes antenna factor , cable loss and amplifier gain
Note 2: Margin (dB) = Emission level (dBuV/m) – Limit (dBuV/m).

Modulation	11b	Test Freq. (MHz)	2417
Polarization	Vertical-Peak		

Test By :Brad Wu Temperature(℃):24 Humidity(%):63

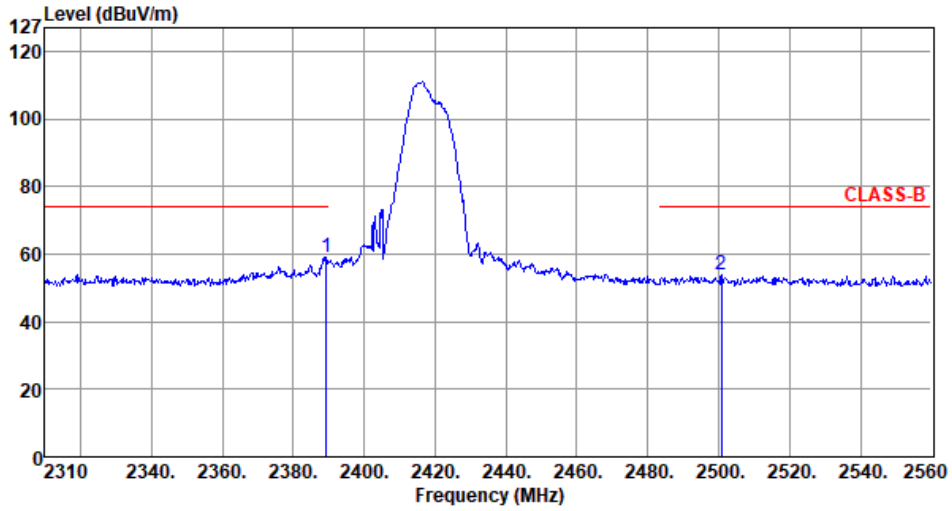

	Freq. MHz	Emission level dBuV/m	Limit dBuV/m	Margin dB	SA reading dBuV	Factor dB/m	Remark	ANT High cm	Turn Table deg
1	2389.25	59.24	74.00	-14.76	62.98	-3.74	Peak	314	82
2	2500.75	53.80	74.00	-20.20	57.74	-3.94	Peak	314	82

Note 1: Emission Level (dBuV/m) = SA Reading (dBuV) + Factor* (dB/m)
*Factor includes antenna factor , cable loss and amplifier gain
Note 2: Margin (dB) = Emission level (dBuV/m) – Limit (dBuV/m).

Modulation	11b	Test Freq. (MHz)	2417
Polarization	Vertical-Average		

Test By :Brad Wu Temperature(℃):24 Humidity(%):63

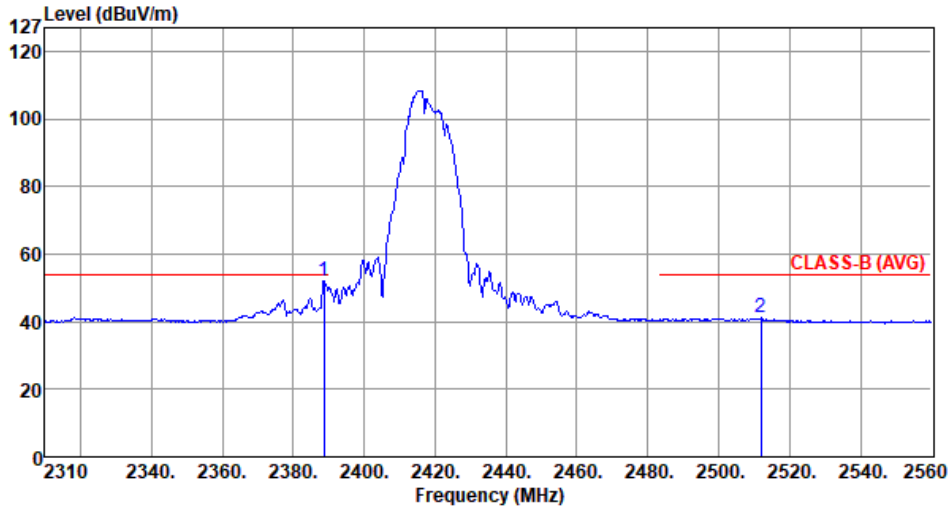

	Freq. MHz	Emission level dBuV/m	Limit dBuV/m	Margin dB	SA reading dBuV	Factor dB/m	Remark	ANT High cm	Turn Table deg
1	2388.75	51.97	54.00	-2.03	55.71	-3.74	Average	314	82
2	2512.00	41.09	54.00	-12.91	45.11	-4.02	Average	314	82

Note 1: Emission Level (dBuV/m) = SA Reading (dBuV) + Factor* (dB/m)
*Factor includes antenna factor , cable loss and amplifier gain
Note 2: Margin (dB) = Emission level (dBuV/m) – Limit (dBuV/m).

Modulation	11b	Test Freq. (MHz)	2437
Polarization	Horizontal-Peak		

Test By :Brad Wu- Temperature(℃):24 Humidity(%):63

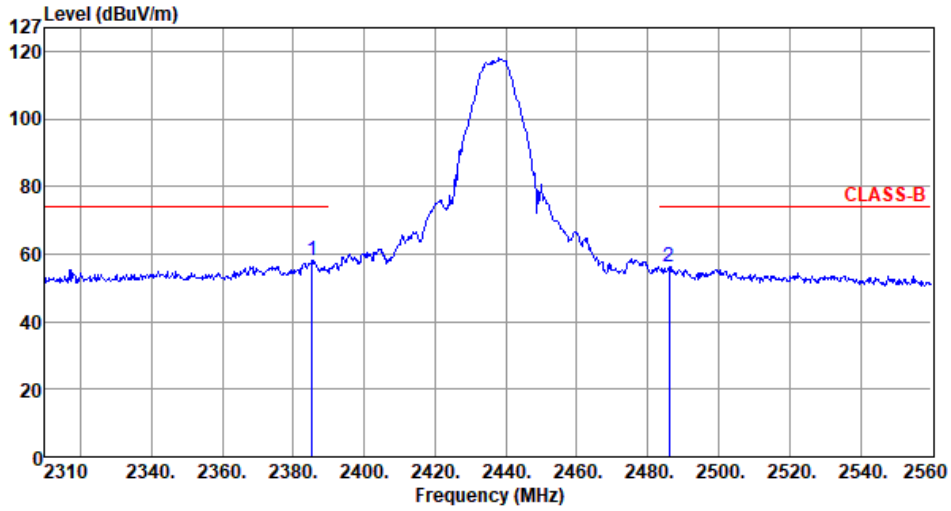

	Freq. MHz	Emission level dBuV/m	Limit dBuV/m	Margin dB	SA reading dBuV	Factor dB/m	Remark	ANT High cm	Turn Table deg
1	2385.25	58.30	74.00	-15.70	62.04	-3.74	Peak	237	273
2	2486.00	56.33	74.00	-17.67	60.17	-3.84	Peak	177	248

Note 1: Emission Level (dBuV/m) = SA Reading (dBuV) + Factor* (dB/m)
*Factor includes antenna factor , cable loss and amplifier gain
Note 2: Margin (dB) = Emission level (dBuV/m) – Limit (dBuV/m).

Modulation	11b	Test Freq. (MHz)	2437
Polarization	Horizontal-Average		

Test By :Brad Wu- Temperature(℃):24 Humidity(%):63

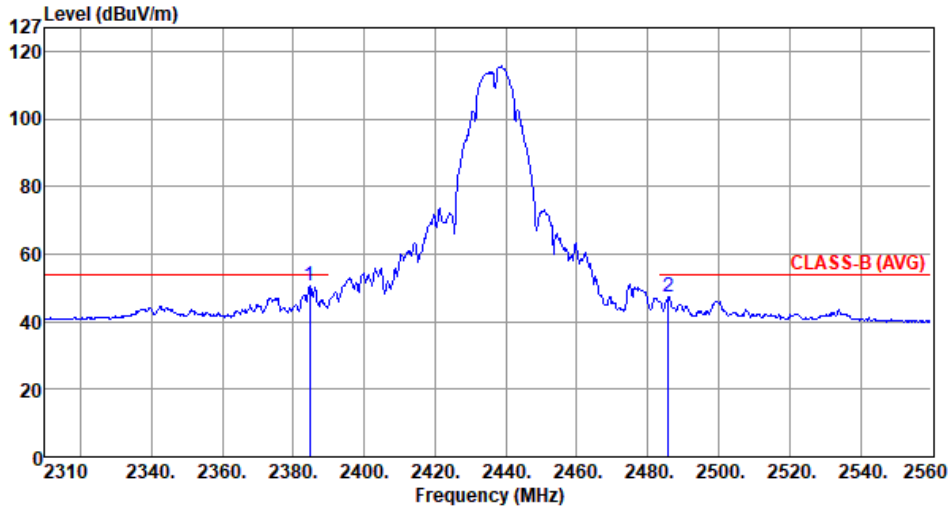

	Freq. MHz	Emission level dBuV/m	Limit dBuV/m	Margin dB	SA reading dBuV	Factor dB/m	Remark	ANT High cm	Turn Table deg
1	2384.75	50.60	54.00	-3.40	54.34	-3.74	Average	237	273
2	2485.75	47.51	54.00	-6.49	51.35	-3.84	Average	177	248

Note 1: Emission Level (dBuV/m) = SA Reading (dBuV) + Factor* (dB/m)
*Factor includes antenna factor , cable loss and amplifier gain
Note 2: Margin (dB) = Emission level (dBuV/m) – Limit (dBuV/m).

Modulation	11b	Test Freq. (MHz)	2437
Polarization	Vertical-Peak		

Test By :Brad Wu- Temperature(℃):24 Humidity(%):63

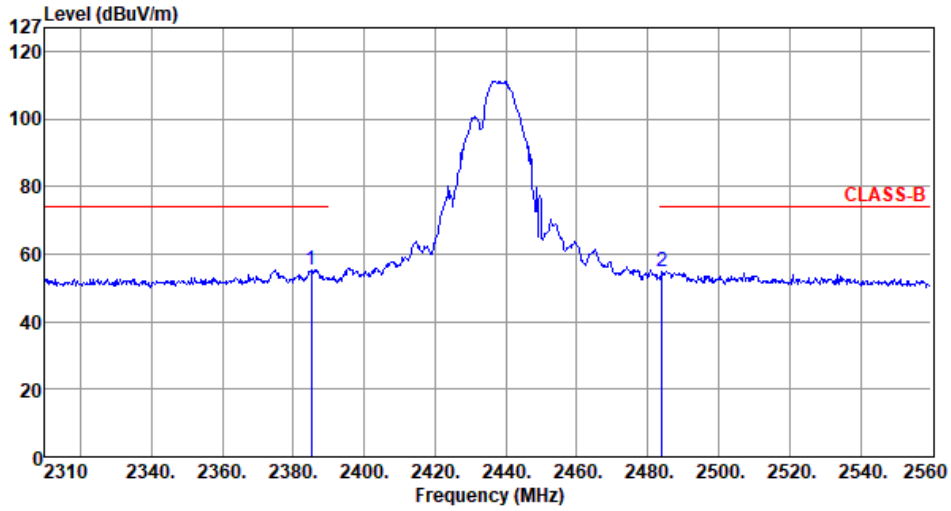

	Freq. MHz	Emission level dBuV/m	Limit dBuV/m	Margin dB	SA reading dBuV	Factor dB/m	Remark	ANT High cm	Turn Table deg
1	2385.00	55.49	74.00	-18.51	59.22	-3.73	Peak	291	117
2	2484.00	54.68	74.00	-19.32	58.51	-3.83	Peak	304	137

Note 1: Emission Level (dBuV/m) = SA Reading (dBuV) + Factor* (dB/m)
*Factor includes antenna factor , cable loss and amplifier gain
Note 2: Margin (dB) = Emission level (dBuV/m) – Limit (dBuV/m).

Modulation	11b	Test Freq. (MHz)	2437
Polarization	Vertical-Average		

Test By :Brad Wu- Temperature(℃):24 Humidity(%):63

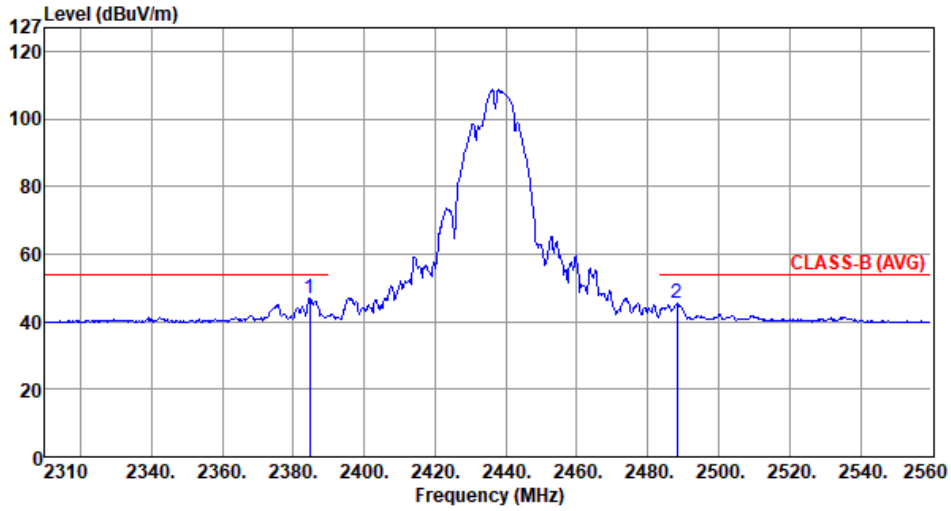

	Freq. MHz	Emission level dBuV/m	Limit dBuV/m	Margin dB	SA reading dBuV	Factor dB/m	Remark	ANT High cm	Turn Table deg
1	2384.75	46.89	54.00	-7.11	50.63	-3.74	Average	291	117
2	2488.25	45.38	54.00	-8.62	49.22	-3.84	Average	304	137

Note 1: Emission Level (dBuV/m) = SA Reading (dBuV) + Factor* (dB/m)
*Factor includes antenna factor , cable loss and amplifier gain
Note 2: Margin (dB) = Emission level (dBuV/m) – Limit (dBuV/m).

Modulation	11b	Test Freq. (MHz)	2457
Polarization	Horizontal-Peak		

Test By :Brad Wu Temperature(℃):24 Humidity(%):63

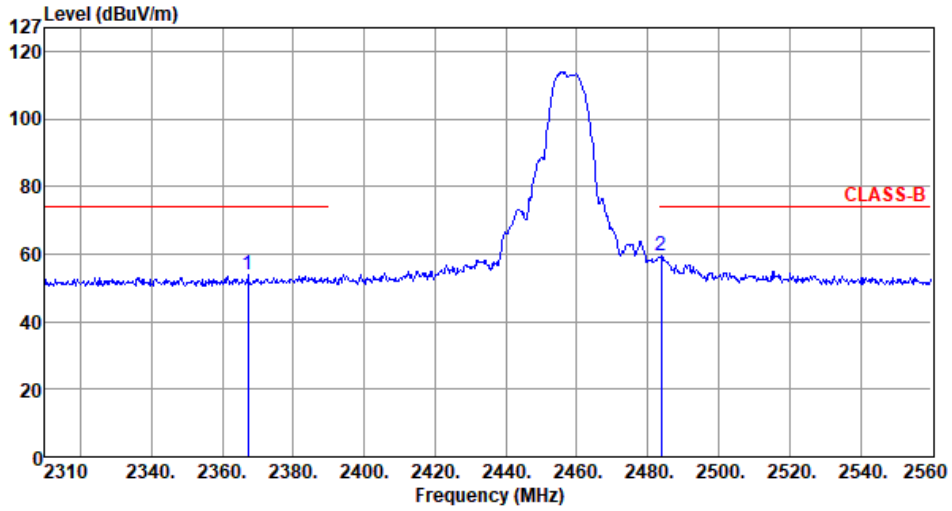

	Freq. MHz	Emission level dBuV/m	Limit dBuV/m	Margin dB	SA reading dBuV	Factor dB/m	Remark	ANT High cm	Turn Table deg
1	2367.25	53.68	74.00	-20.32	57.32	-3.64	Peak	312	226
2	2483.75	59.39	74.00	-14.61	63.22	-3.83	Peak	312	226

Note 1: Emission Level (dBuV/m) = SA Reading (dBuV) + Factor* (dB/m)
*Factor includes antenna factor , cable loss and amplifier gain
Note 2: Margin (dB) = Emission level (dBuV/m) – Limit (dBuV/m).

Modulation	11b	Test Freq. (MHz)	2457
Polarization	Horizontal-Average		

Test By :Brad Wu Temperature(℃):24 Humidity(%):63

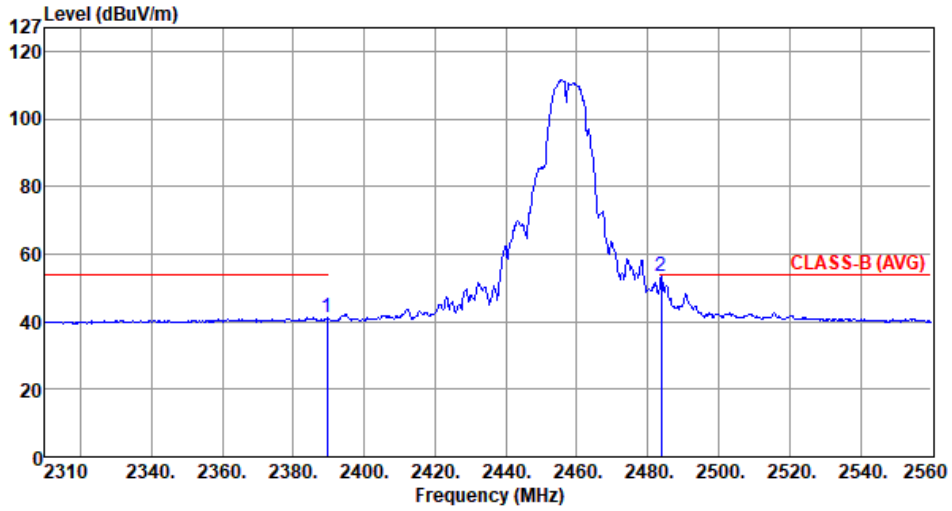

	Freq. MHz	Emission level dBuV/m	Limit dBuV/m	Margin dB	SA reading dBuV	Factor dB/m	Remark	ANT High cm	Turn Table deg
1	2389.50	41.20	54.00	-12.80	44.94	-3.74	Average	312	226
2	2483.75	53.56	54.00	-0.44	57.39	-3.83	Average	312	226

Note 1: Emission Level (dBuV/m) = SA Reading (dBuV) + Factor* (dB/m)
*Factor includes antenna factor , cable loss and amplifier gain
Note 2: Margin (dB) = Emission level (dBuV/m) – Limit (dBuV/m).

Modulation	11b	Test Freq. (MHz)	2457
Polarization	Vertical-Peak		

Test By :Brad Wu Temperature(℃):24 Humidity(%):63

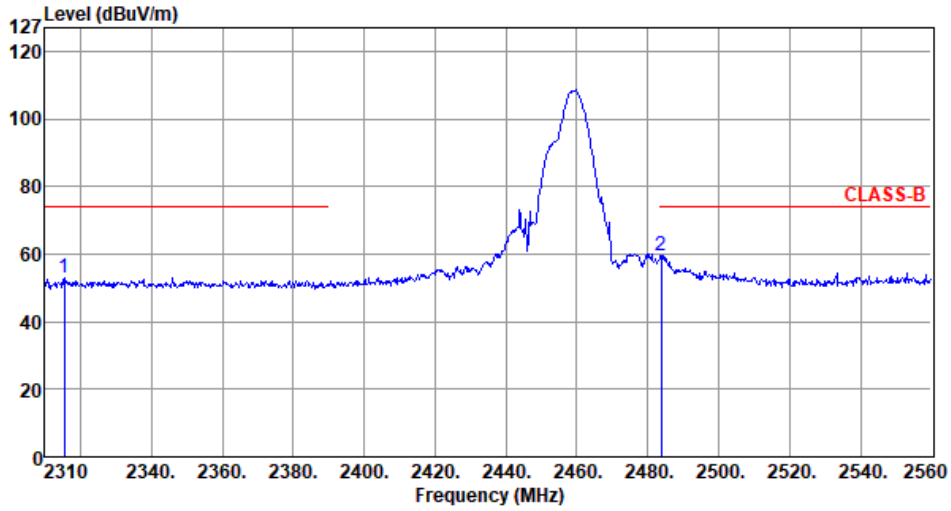

	Freq. MHz	Emission level dBuV/m	Limit dBuV/m	Margin dB	SA reading dBuV	Factor dB/m	Remark	ANT High cm	Turn Table deg
1	2315.50	53.04	74.00	-20.96	56.68	-3.64	Peak	232	264
2	2483.75	59.75	74.00	-14.25	63.58	-3.83	Peak	232	264

Note 1: Emission Level (dBuV/m) = SA Reading (dBuV) + Factor* (dB/m)
*Factor includes antenna factor , cable loss and amplifier gain
Note 2: Margin (dB) = Emission level (dBuV/m) – Limit (dBuV/m).

Modulation	11b	Test Freq. (MHz)	2457
Polarization	Vertical-Average		

Test By :Brad Wu Temperature(℃):24 Humidity(%):63

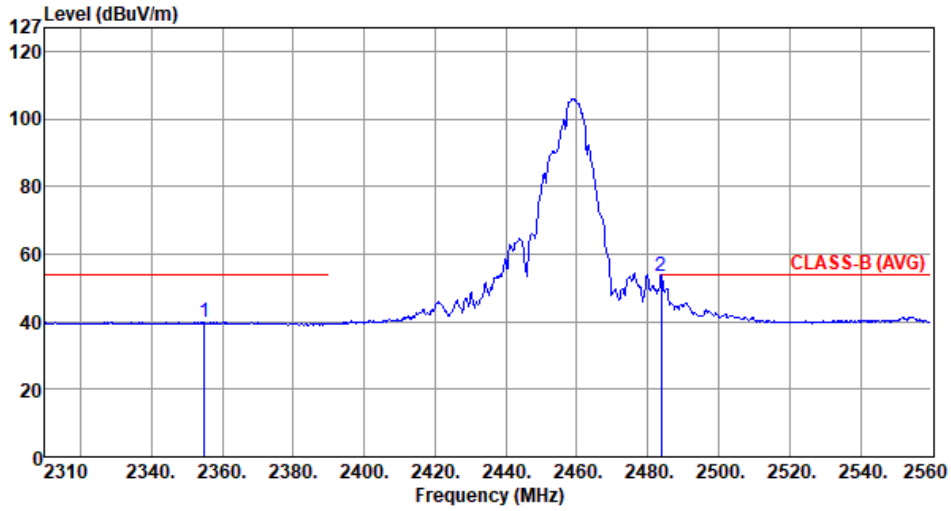

	Freq. MHz	Emission level dBuV/m	Limit dBuV/m	Margin dB	SA reading dBuV	Factor dB/m	Remark	ANT High cm	Turn Table deg
1	2355.00	39.99	54.00	-14.01	43.64	-3.65	Average	232	264
2	2483.75	53.42	54.00	-0.58	57.25	-3.83	Average	232	264

Note 1: Emission Level (dBuV/m) = SA Reading (dBuV) + Factor* (dB/m)
*Factor includes antenna factor , cable loss and amplifier gain
Note 2: Margin (dB) = Emission level (dBuV/m) – Limit (dBuV/m).

Modulation	11b	Test Freq. (MHz)	2462
Polarization	Horizontal-Peak		

Test By :Brad Wu- Temperature(℃):24 Humidity(%):63

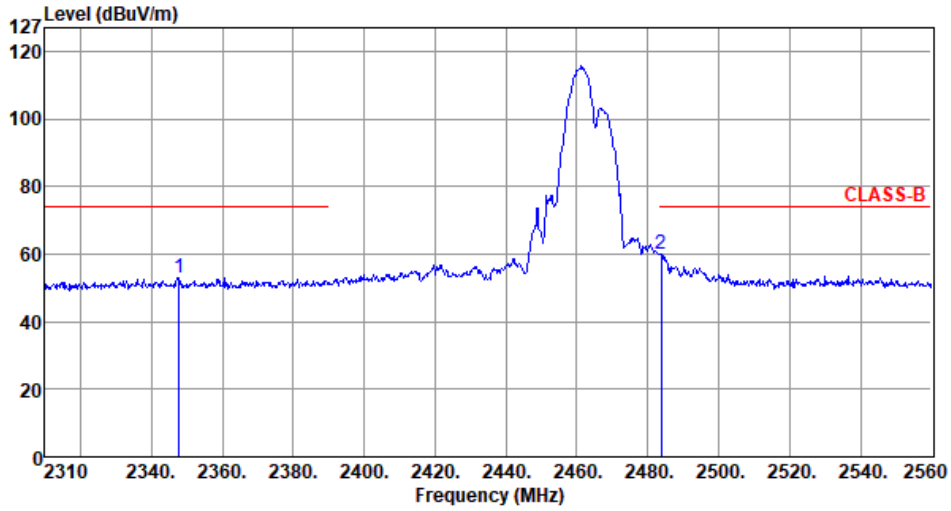

	Freq. MHz	Emission level dBuV/m	Limit dBuV/m	Margin dB	SA reading dBuV	Factor dB/m	Remark	ANT High cm	Turn Table deg
1	2347.75	53.01	74.00	-20.99	56.65	-3.64	Peak	185	174
2	2483.75	60.14	74.00	-13.86	63.97	-3.83	Peak	185	174

Note 1: Emission Level (dBuV/m) = SA Reading (dBuV) + Factor* (dB/m)
*Factor includes antenna factor , cable loss and amplifier gain
Note 2: Margin (dB) = Emission level (dBuV/m) – Limit (dBuV/m).

Modulation	11b	Test Freq. (MHz)	2462
Polarization	Horizontal-Average		

Test By :Brad Wu- Temperature(℃):24 Humidity(%):63

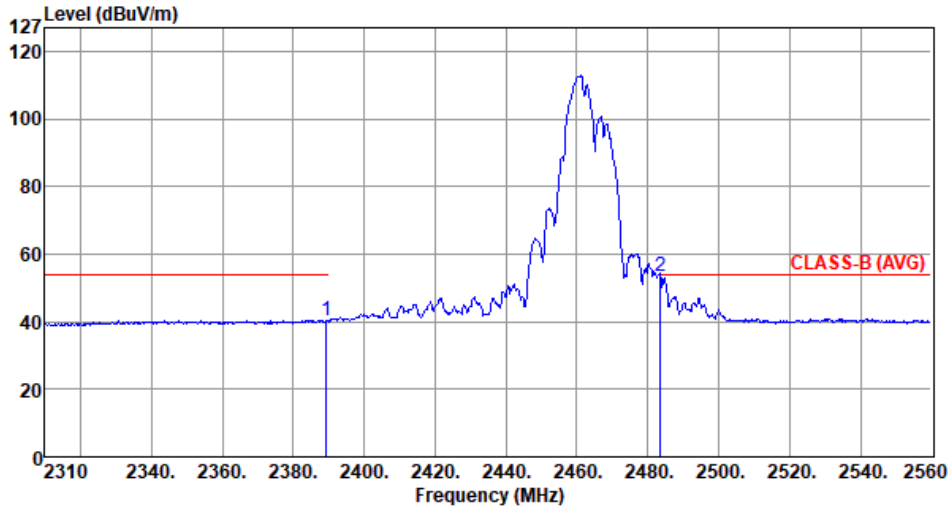

	Freq. MHz	Emission level dBuV/m	Limit dBuV/m	Margin dB	SA reading dBuV	Factor dB/m	Remark	ANT High cm	Turn Table deg
1	2389.25	40.44	54.00	-13.56	44.18	-3.74	Average	185	174
2	2483.50	53.53	54.00	-0.47	57.36	-3.83	Average	185	174

Note 1: Emission Level (dBuV/m) = SA Reading (dBuV) + Factor* (dB/m)
*Factor includes antenna factor , cable loss and amplifier gain
Note 2: Margin (dB) = Emission level (dBuV/m) – Limit (dBuV/m).

Modulation	11b	Test Freq. (MHz)	2462
Polarization	Vertical-Peak		

Test By :Brad Wu- Temperature(℃):24 Humidity(%):63

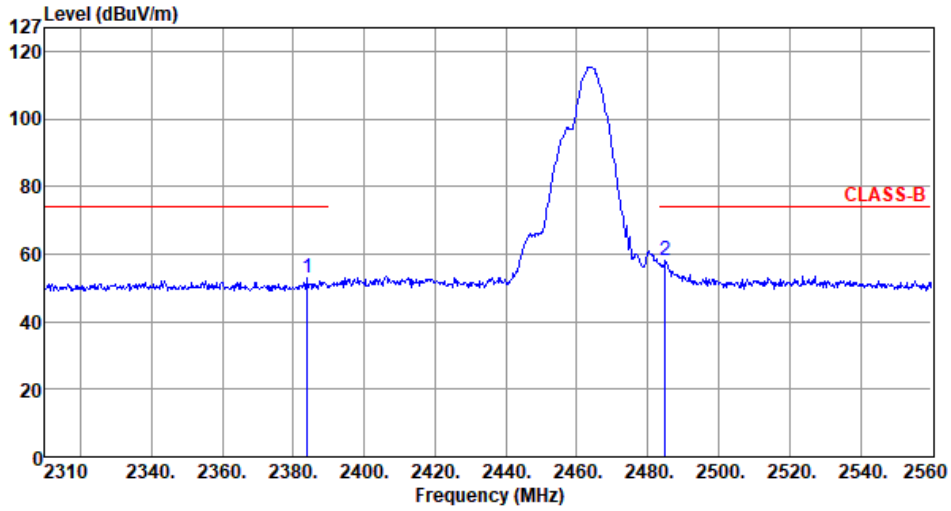

	Freq. MHz	Emission level dBuV/m	Limit dBuV/m	Margin dB	SA reading dBuV	Factor dB/m	Remark	ANT High cm	Turn Table deg
1	2384.00	52.95	74.00	-21.05	56.69	-3.74	Peak	306	259
2	2485.00	58.18	74.00	-15.82	62.02	-3.84	Peak	306	259

Note 1: Emission Level (dBuV/m) = SA Reading (dBuV) + Factor* (dB/m)
*Factor includes antenna factor , cable loss and amplifier gain
Note 2: Margin (dB) = Emission level (dBuV/m) – Limit (dBuV/m).

Modulation	11b	Test Freq. (MHz)	2462
Polarization	Vertical-Average		

Test By :Brad Wu- Temperature(℃):24 Humidity(%):63

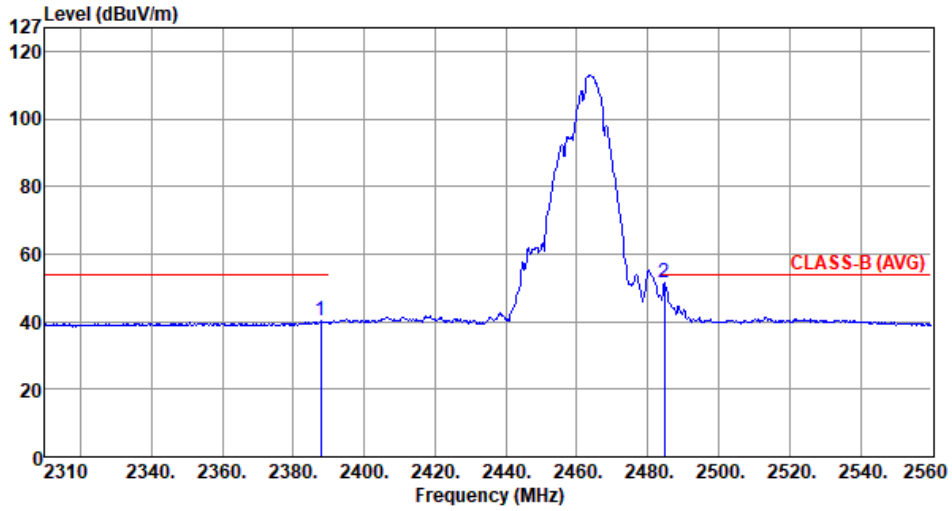

	Freq. MHz	Emission level dBuV/m	Limit dBuV/m	Margin dB	SA reading dBuV	Factor dB/m	Remark	ANT High cm	Turn Table deg
1	2387.75	40.10	54.00	-13.90	43.84	-3.74	Average	306	259
2	2484.75	51.67	54.00	-2.33	55.50	-3.83	Average	306	259

Note 1: Emission Level (dBuV/m) = SA Reading (dBuV) + Factor* (dB/m)
*Factor includes antenna factor , cable loss and amplifier gain
Note 2: Margin (dB) = Emission level (dBuV/m) – Limit (dBuV/m).

Modulation	11g	**Test Freq. (MHz)**	2412
Polarization	Horizontal-Peak		

Test By :Brad Wu- Temperature(℃):24 Humidity(%):63

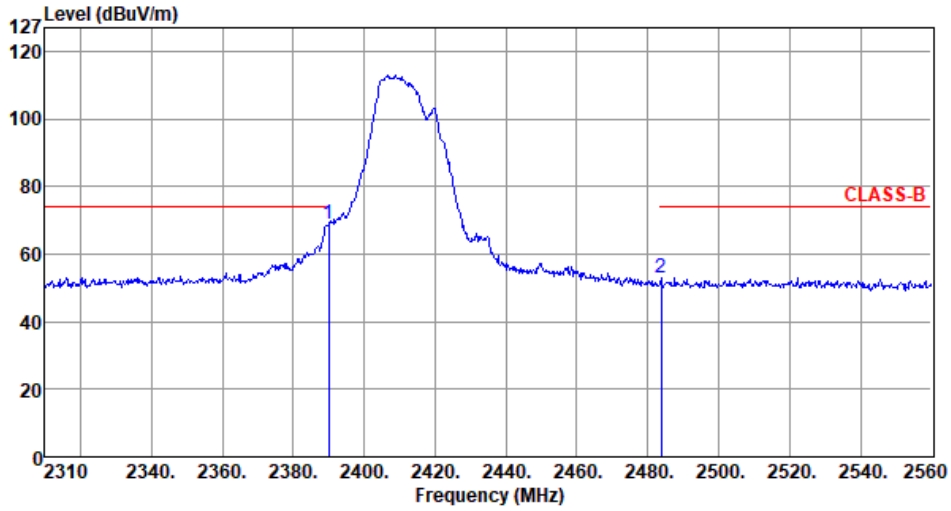

	Freq. MHz	Emission level dBuV/m	Limit dBuV/m	Margin dB	SA reading dBuV	Factor dB/m	Remark	ANT High cm	Turn Table deg
1	2390.00	69.10	74.00	-4.90	72.84	-3.74	Peak	238	165
2	2483.75	53.02	74.00	-20.98	56.85	-3.83	Peak	238	165

Note 1: Emission Level (dBuV/m) = SA Reading (dBuV) + Factor* (dB/m)
*Factor includes antenna factor , cable loss and amplifier gain
Note 2: Margin (dB) = Emission level (dBuV/m) – Limit (dBuV/m).

Modulation	11g	Test Freq. (MHz)	2412
Polarization	Horizontal-Average		

Test By :Brad Wu- Temperature(℃):24 Humidity(%):63

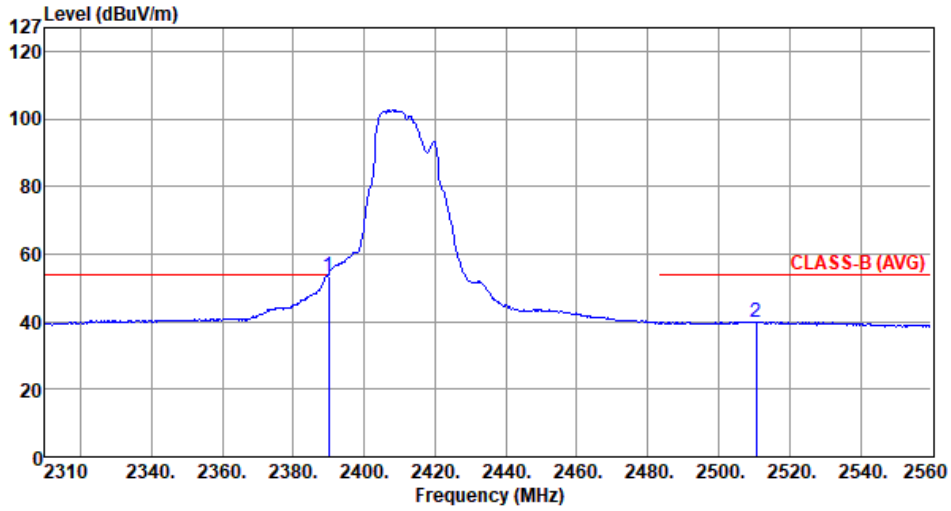

	Freq. MHz	Emission level dBuV/m	Limit dBuV/m	Margin dB	SA reading dBuV	Factor dB/m	Remark	ANT High cm	Turn Table deg
1	2390.00	53.55	54.00	-0.45	57.29	-3.74	Average	238	165
2	2510.50	39.96	54.00	-14.04	43.98	-4.02	Average	238	165

Note 1: Emission Level (dBuV/m) = SA Reading (dBuV) + Factor* (dB/m)
*Factor includes antenna factor , cable loss and amplifier gain
Note 2: Margin (dB) = Emission level (dBuV/m) – Limit (dBuV/m).

Modulation	11g	**Test Freq. (MHz)**	2412
Polarization	Vertical-Peak		

Test By :Brad Wu- Temperature(℃):24 Humidity(%):63

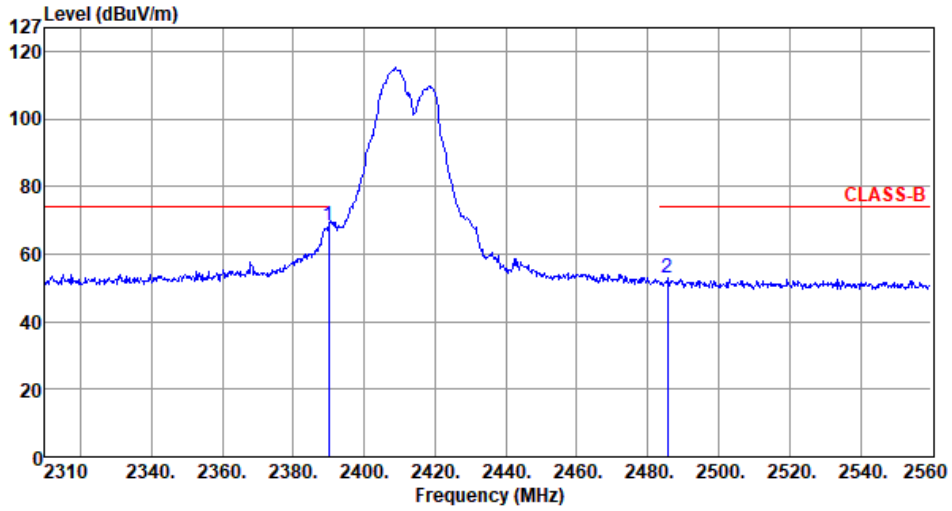

	Freq. MHz	Emission level dBuV/m	Limit dBuV/m	Margin dB	SA reading dBuV	Factor dB/m	Remark	ANT High cm	Turn Table deg
1	2390.00	68.59	74.00	-5.41	72.33	-3.74	Peak	150	24
2	2485.50	52.80	74.00	-21.20	56.64	-3.84	Peak	150	24

Note 1: Emission Level (dBuV/m) = SA Reading (dBuV) + Factor* (dB/m)
*Factor includes antenna factor , cable loss and amplifier gain
Note 2: Margin (dB) = Emission level (dBuV/m) – Limit (dBuV/m).

Modulation	11g	Test Freq. (MHz)	2412
Polarization	Vertical-Average		

Test By :Brad Wu- Temperature(℃):24 Humidity(%):63

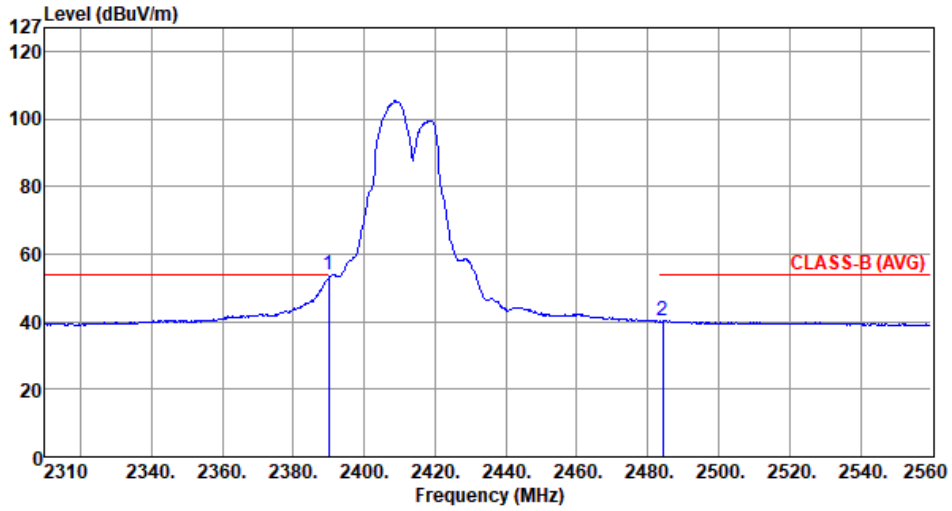

	Freq. MHz	Emission level dBuV/m	Limit dBuV/m	Margin dB	SA reading dBuV	Factor dB/m	Remark	ANT High cm	Turn Table deg
1	2390.00	53.86	54.00	-0.14	57.60	-3.74	Average	150	24
2	2484.25	40.19	54.00	-13.81	44.02	-3.83	Average	150	24

Note 1: Emission Level (dBuV/m) = SA Reading (dBuV) + Factor* (dB/m)
*Factor includes antenna factor , cable loss and amplifier gain
Note 2: Margin (dB) = Emission level (dBuV/m) – Limit (dBuV/m).

Modulation	11g	Test Freq. (MHz)	2417
Polarization	Horizontal-Peak		

Test By :Brad Wu Temperature(℃):24 Humidity(%):63

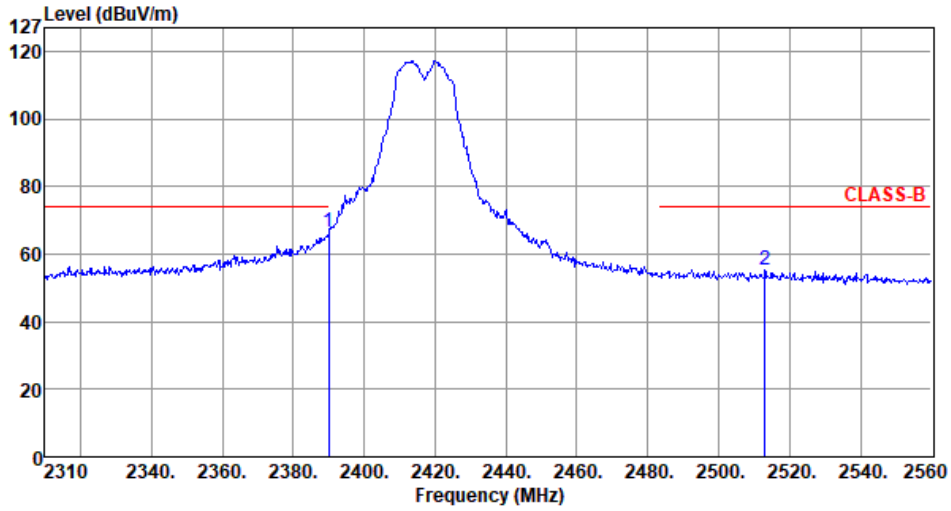

	Freq. MHz	Emission level dBuV/m	Limit dBuV/m	Margin dB	SA reading dBuV	Factor dB/m	Remark	ANT High cm	Turn Table deg
1	2390.00	66.45	74.00	-7.55	70.19	-3.74	Peak	203	265
2	2513.00	55.19	74.00	-18.81	59.21	-4.02	Peak	203	265

Note 1: Emission Level (dBuV/m) = SA Reading (dBuV) + Factor* (dB/m)
*Factor includes antenna factor , cable loss and amplifier gain
Note 2: Margin (dB) = Emission level (dBuV/m) – Limit (dBuV/m).

Modulation	11g	Test Freq. (MHz)	2417
Polarization	Horizontal-Average		

Test By :Brad Wu Temperature(℃):24 Humidity(%):63

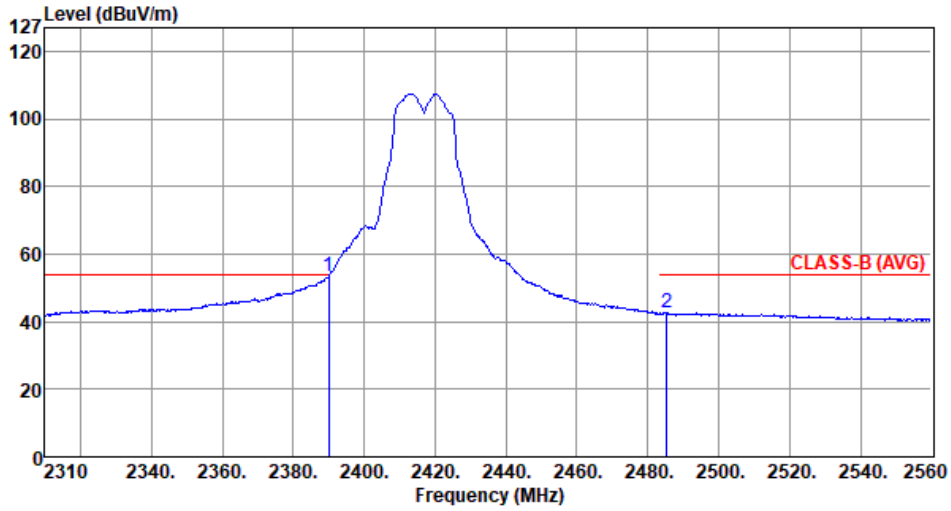

	Freq. MHz	Emission level dBuV/m	Limit dBuV/m	Margin dB	SA reading dBuV	Factor dB/m	Remark	ANT High cm	Turn Table deg
1	2390.00	53.56	54.00	-0.44	57.30	-3.74	Average	203	265
2	2485.25	42.63	54.00	-11.37	46.47	-3.84	Average	203	265

Note 1: Emission Level (dBuV/m) = SA Reading (dBuV) + Factor* (dB/m)
*Factor includes antenna factor , cable loss and amplifier gain
Note 2: Margin (dB) = Emission level (dBuV/m) – Limit (dBuV/m).

Modulation	11g	Test Freq. (MHz)	2417
Polarization	Vertical-Peak		

Test By :Brad Wu Temperature(℃):24 Humidity(%):63

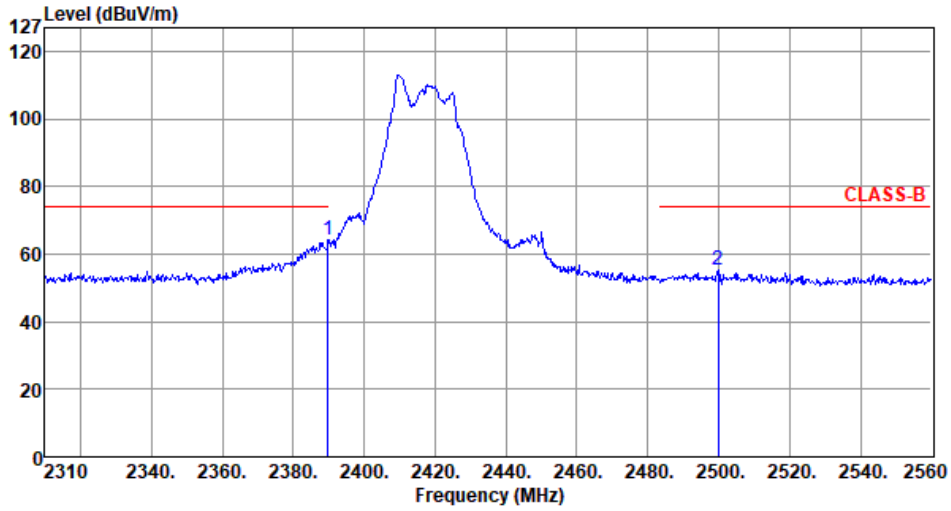

	Freq. MHz	Emission level dBuV/m	Limit dBuV/m	Margin dB	SA reading dBuV	Factor dB/m	Remark	ANT High cm	Turn Table deg
1	2389.75	64.04	74.00	-9.96	67.78	-3.74	Peak	315	83
2	2499.75	55.07	74.00	-18.93	59.01	-3.94	Peak	315	83

Note 1: Emission Level (dBuV/m) = SA Reading (dBuV) + Factor* (dB/m)
*Factor includes antenna factor , cable loss and amplifier gain
Note 2: Margin (dB) = Emission level (dBuV/m) – Limit (dBuV/m).

Modulation	11g	Test Freq. (MHz)	2417
Polarization	Vertical-Average		

Test By :Brad Wu Temperature(℃):24 Humidity(%):63

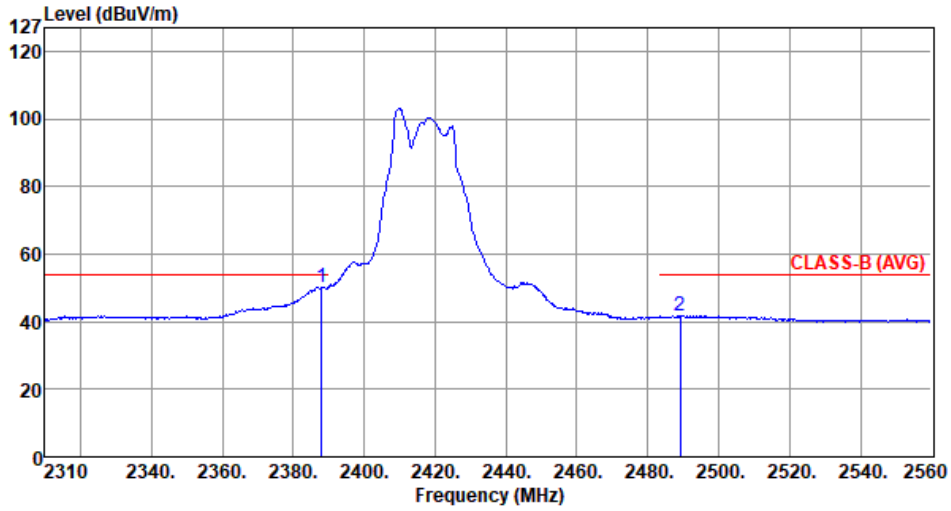

	Freq. MHz	Emission level dBuV/m	Limit dBuV/m	Margin dB	SA reading dBuV	Factor dB/m	Remark	ANT High cm	Turn Table deg
1	2388.00	50.26	54.00	-3.74	54.00	-3.74	Average	315	83
2	2489.25	41.88	54.00	-12.12	45.72	-3.84	Average	315	83

Note 1: Emission Level (dBuV/m) = SA Reading (dBuV) + Factor* (dB/m)
*Factor includes antenna factor , cable loss and amplifier gain
Note 2: Margin (dB) = Emission level (dBuV/m) – Limit (dBuV/m).

Modulation	11g	Test Freq. (MHz)	2437
Polarization	Horizontal-Peak		

Test By :Brad Wu- Temperature(℃):24 Humidity(%):63

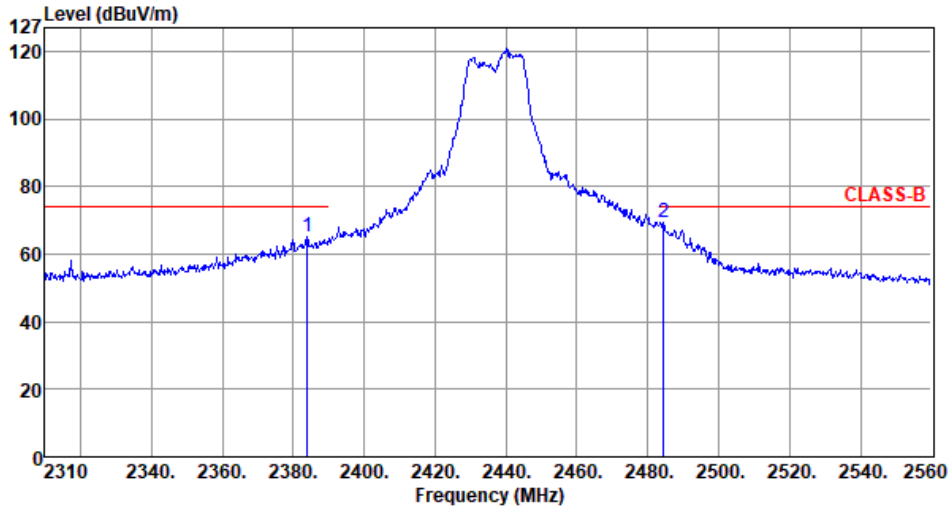

	Freq. MHz	Emission level dBuV/m	Limit dBuV/m	Margin dB	SA reading dBuV	Factor dB/m	Remark	ANT High cm	Turn Table deg
1	2384.00	65.12	74.00	-8.88	68.86	-3.74	Peak	227	182
2	2484.50	69.42	74.00	-4.58	73.25	-3.83	Peak	194	302

Note 1: Emission Level (dBuV/m) = SA Reading (dBuV) + Factor* (dB/m)
*Factor includes antenna factor , cable loss and amplifier gain
Note 2: Margin (dB) = Emission level (dBuV/m) – Limit (dBuV/m).

Modulation	11g	Test Freq. (MHz)	2437
Polarization	Horizontal-Average		

Test By :Brad Wu- Temperature(℃):24 Humidity(%):63

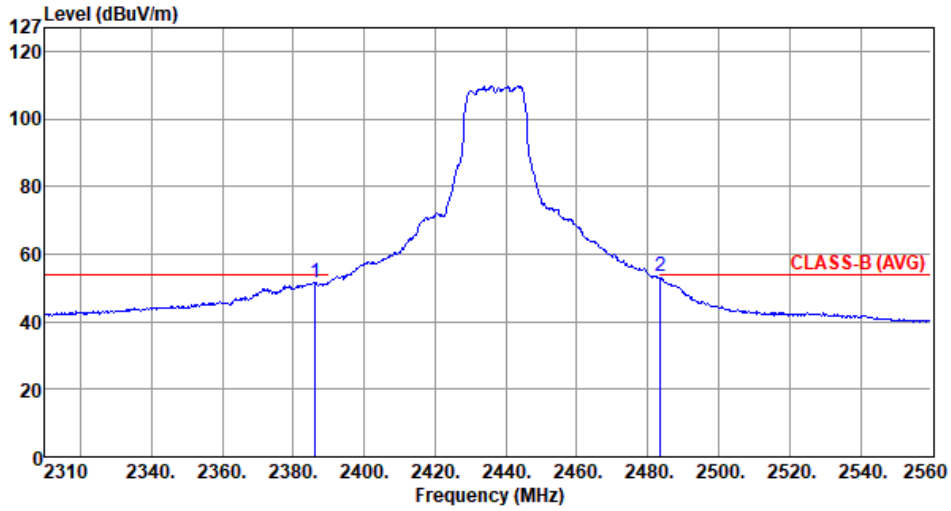

	Freq. MHz	Emission level dBuV/m	Limit dBuV/m	Margin dB	SA reading dBuV	Factor dB/m	Remark	ANT High cm	Turn Table deg
1	2386.25	51.59	54.00	-2.41	55.33	-3.74	Average	227	182
2	2483.50	53.63	54.00	-0.37	57.46	-3.83	Average	194	302

Note 1: Emission Level (dBuV/m) = SA Reading (dBuV) + Factor* (dB/m)
*Factor includes antenna factor , cable loss and amplifier gain
Note 2: Margin (dB) = Emission level (dBuV/m) – Limit (dBuV/m).

Modulation	11g	Test Freq. (MHz)	2437
Polarization	Vertical-Peak		

Test By :Brad Wu- Temperature(℃):24 Humidity(%):63

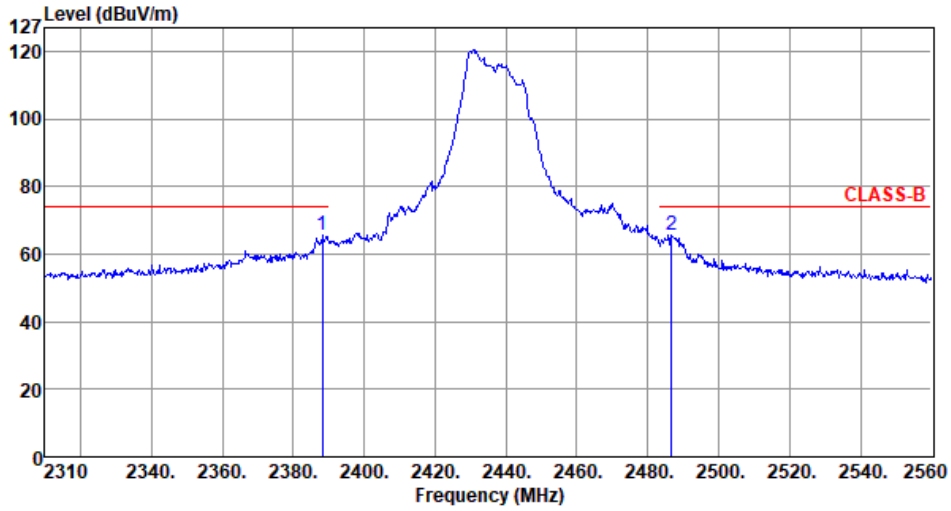

	Freq. MHz	Emission level dBuV/m	Limit dBuV/m	Margin dB	SA reading dBuV	Factor dB/m	Remark	ANT High cm	Turn Table deg
1	2388.25	65.61	74.00	-8.39	69.35	-3.74	Peak	320	86
2	2486.75	65.83	74.00	-8.17	69.67	-3.84	Peak	227	84

Note 1: Emission Level (dBuV/m) = SA Reading (dBuV) + Factor* (dB/m)
*Factor includes antenna factor , cable loss and amplifier gain
Note 2: Margin (dB) = Emission level (dBuV/m) – Limit (dBuV/m).

Modulation	11g	Test Freq. (MHz)	2437
Polarization	Vertical-Average		

Test By :Brad Wu- Temperature(℃):24 Humidity(%):63

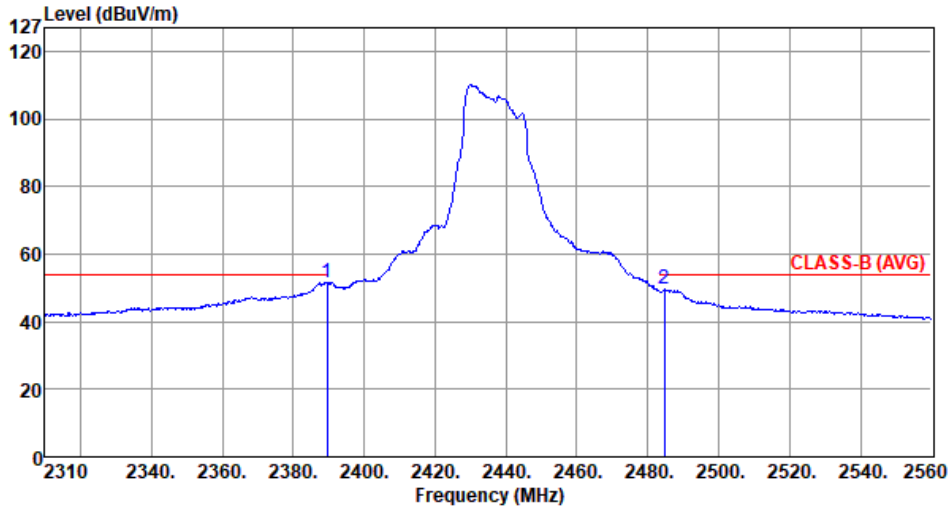

	Freq. MHz	Emission level dBuV/m	Limit dBuV/m	Margin dB	SA reading dBuV	Factor dB/m	Remark	ANT High cm	Turn Table deg
1	2389.50	51.60	54.00	-2.40	55.34	-3.74	Average	320	86
2	2484.75	49.45	54.00	-4.55	53.28	-3.83	Average	227	84

Note 1: Emission Level (dBuV/m) = SA Reading (dBuV) + Factor* (dB/m)
*Factor includes antenna factor , cable loss and amplifier gain
Note 2: Margin (dB) = Emission level (dBuV/m) – Limit (dBuV/m).

Modulation	11g	Test Freq. (MHz)	2457
Polarization	Horizontal-Peak		

Test By :Brad Wu Temperature(℃):24 Humidity(%):63

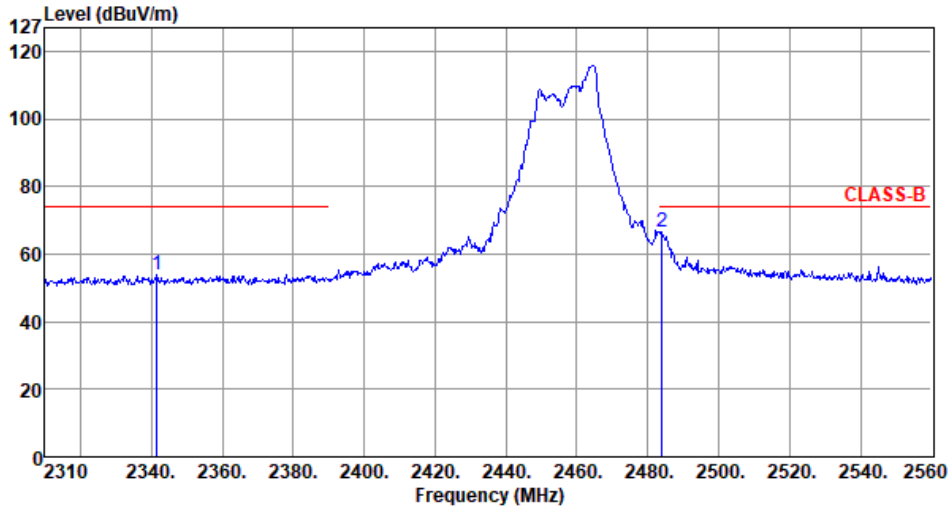

	Freq. MHz	Emission level dBuV/m	Limit dBuV/m	Margin dB	SA reading dBuV	Factor dB/m	Remark	ANT High cm	Turn Table deg
1	2341.50	53.87	74.00	-20.13	57.51	-3.64	Peak	335	34
2	2484.00	66.47	74.00	-7.53	70.30	-3.83	Peak	335	34

Note 1: Emission Level (dBuV/m) = SA Reading (dBuV) + Factor* (dB/m)
*Factor includes antenna factor , cable loss and amplifier gain
Note 2: Margin (dB) = Emission level (dBuV/m) – Limit (dBuV/m).

Modulation	11g	Test Freq. (MHz)	2457
Polarization	Horizontal-Average		

Test By :Brad Wu Temperature(℃):24 Humidity(%):63

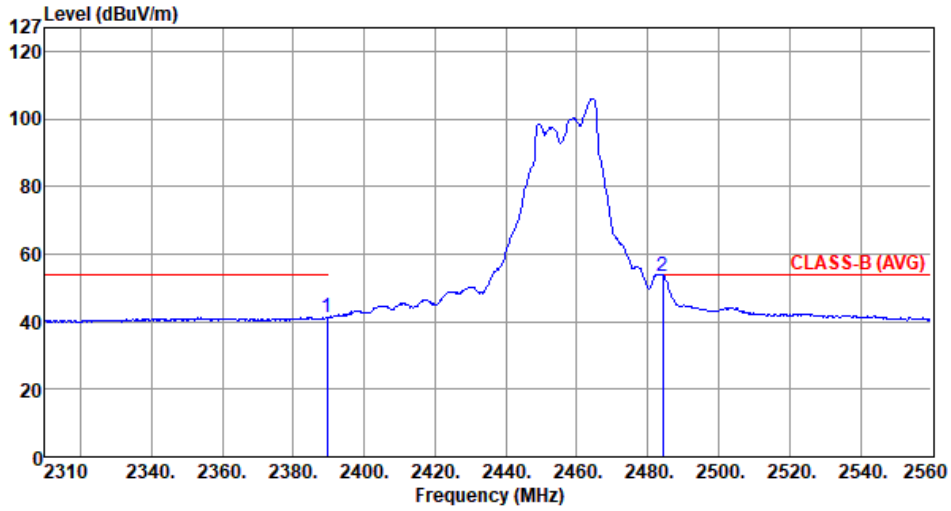

	Freq. MHz	Emission level dBuV/m	Limit dBuV/m	Margin dB	SA reading dBuV	Factor dB/m	Remark	ANT High cm	Turn Table deg
1	2389.50	41.20	54.00	-12.80	44.94	-3.74	Average	335	34
2	2484.25	53.65	54.00	-0.35	57.48	-3.83	Average	335	34

Note 1: Emission Level (dBuV/m) = SA Reading (dBuV) + Factor* (dB/m)
*Factor includes antenna factor , cable loss and amplifier gain
Note 2: Margin (dB) = Emission level (dBuV/m) – Limit (dBuV/m).

Modulation	11g	Test Freq. (MHz)	2457
Polarization	Vertical-Peak		

Test By :Brad Wu Temperature(℃):24 Humidity(%):63

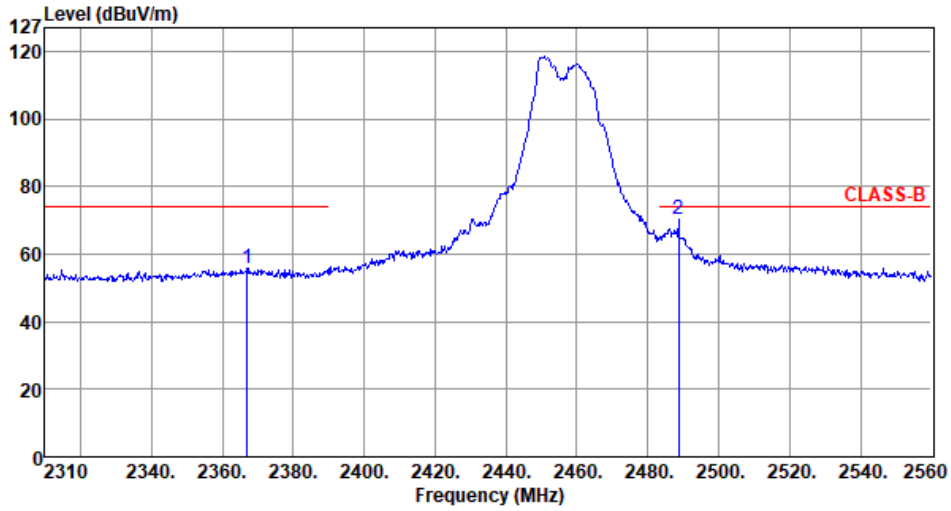

	Freq. MHz	Emission level dBuV/m	Limit dBuV/m	Margin dB	SA reading dBuV	Factor dB/m	Remark	ANT High cm	Turn Table deg
1	2367.00	55.94	74.00	-18.06	59.58	-3.64	Peak	227	91
2	2488.75	70.29	74.00	-3.71	74.13	-3.84	Peak	227	91

Note 1: Emission Level (dBuV/m) = SA Reading (dBuV) + Factor* (dB/m)
*Factor includes antenna factor , cable loss and amplifier gain
Note 2: Margin (dB) = Emission level (dBuV/m) – Limit (dBuV/m).

Modulation	11g	Test Freq. (MHz)	2457
Polarization	Vertical-Average		

Test By :Brad Wu Temperature(℃):24 Humidity(%):63

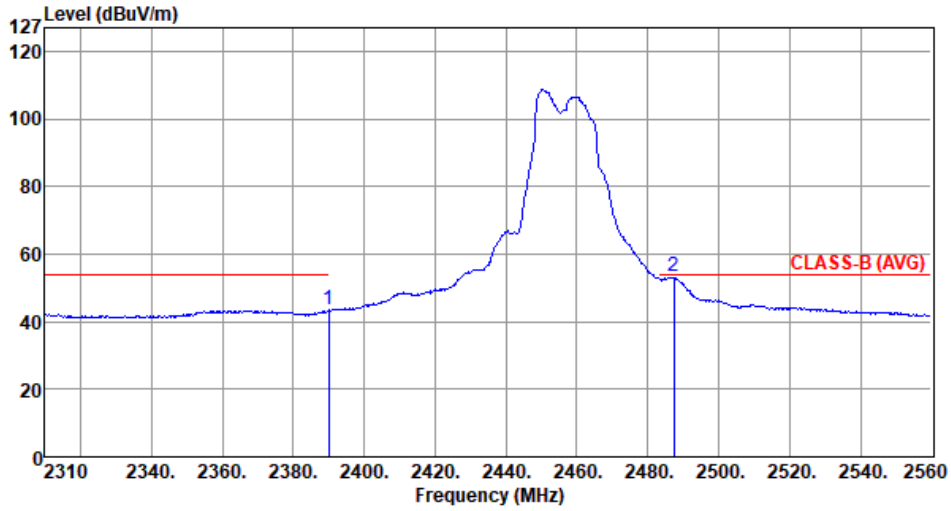

	Freq. MHz	Emission level dBuV/m	Limit dBuV/m	Margin dB	SA reading dBuV	Factor dB/m	Remark	ANT High cm	Turn Table deg
1	2390.00	43.39	54.00	-10.61	47.13	-3.74	Average	227	91
2	2487.25	53.34	54.00	-0.66	57.18	-3.84	Average	227	91

Note 1: Emission Level (dBuV/m) = SA Reading (dBuV) + Factor* (dB/m)
*Factor includes antenna factor , cable loss and amplifier gain
Note 2: Margin (dB) = Emission level (dBuV/m) – Limit (dBuV/m).

Modulation	11g	Test Freq. (MHz)	2462
Polarization	Horizontal-Peak		

Test By :Akun Chung_ Temperature(℃):24 Humidity(%):63

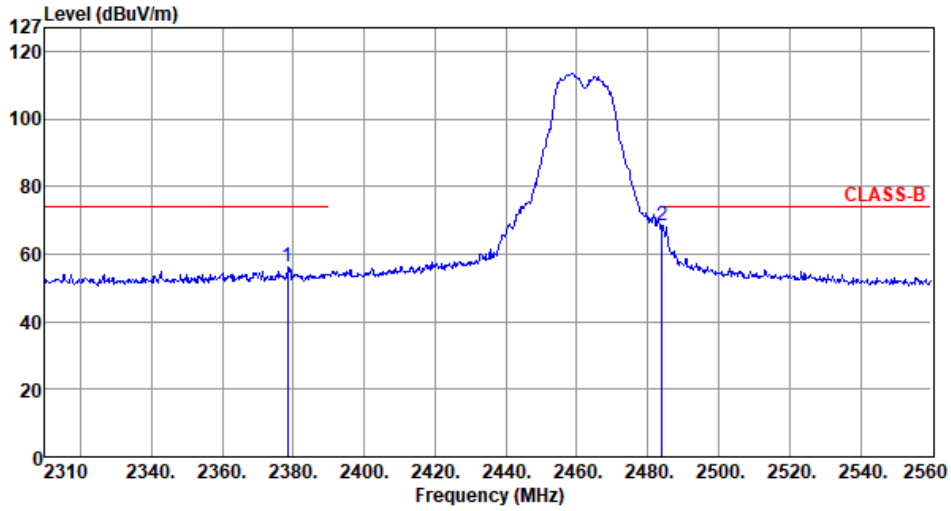

	Freq. MHz	Emission level dBuV/m	Limit dBuV/m	Margin dB	SA reading dBuV	Factor dB/m	Remark	ANT High cm	Turn Table deg
1	2378.50	56.00	74.00	-18.00	59.73	-3.73	Peak	179	260
2	2484.00	68.61	74.00	-5.39	72.44	-3.83	Peak	179	260

Note 1: Emission Level (dBuV/m) = SA Reading (dBuV) + Factor* (dB/m)
*Factor includes antenna factor , cable loss and amplifier gain
Note 2: Margin (dB) = Emission level (dBuV/m) – Limit (dBuV/m).

Modulation	11g	Test Freq. (MHz)	2462
Polarization	Horizontal-Average		

Test By :Akun Chung_ Temperature(℃):24 Humidity(%):63

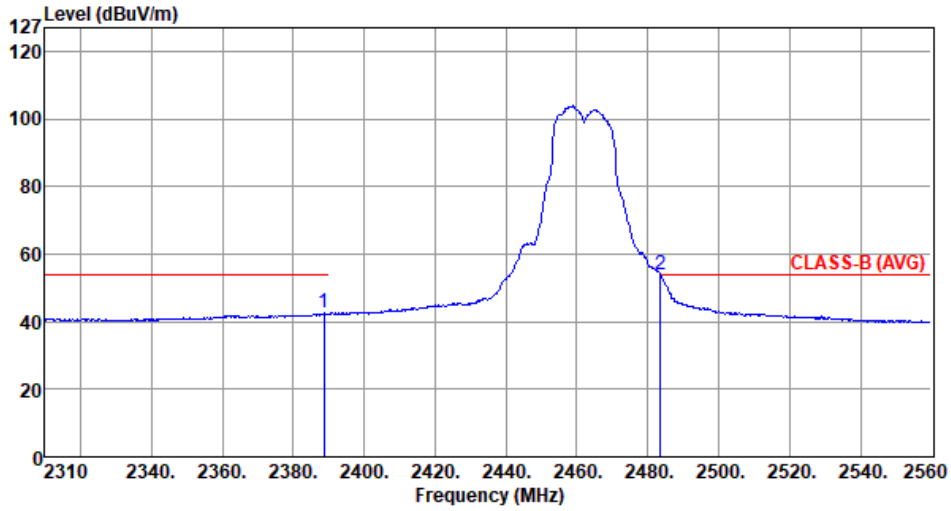

	Freq. MHz	Emission level dBuV/m	Limit dBuV/m	Margin dB	SA reading dBuV	Factor dB/m	Remark	ANT High cm	Turn Table deg
1	2388.75	42.62	54.00	-11.38	46.36	-3.74	Average	179	260
2	2483.50	53.82	54.00	-0.18	57.65	-3.83	Average	179	260

Note 1: Emission Level (dBuV/m) = SA Reading (dBuV) + Factor* (dB/m)
*Factor includes antenna factor , cable loss and amplifier gain
Note 2: Margin (dB) = Emission level (dBuV/m) – Limit (dBuV/m).

Modulation	11g	Test Freq. (MHz)	2462
Polarization	Vertical-Peak		

Test By :Akun Chung_ Temperature(℃):24 Humidity(%):63

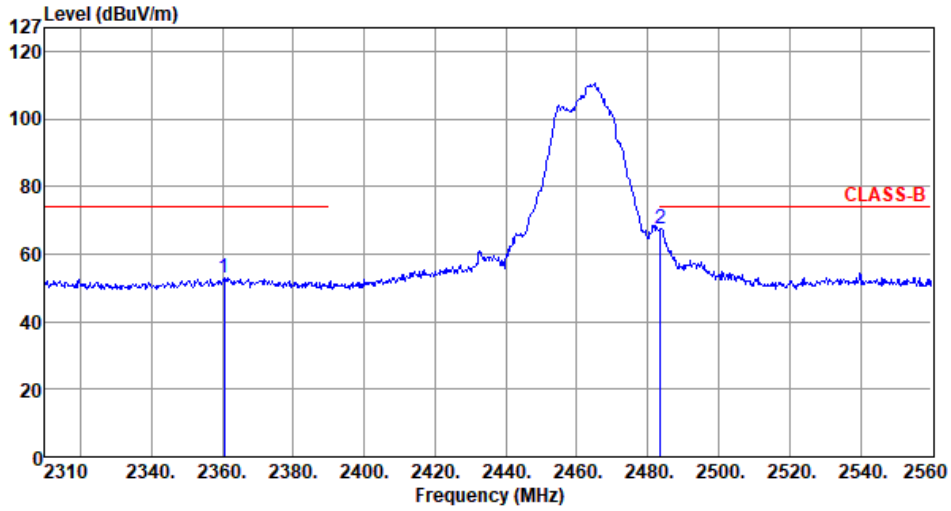

	Freq. MHz	Emission level dBuV/m	Limit dBuV/m	Margin dB	SA reading dBuV	Factor dB/m	Remark	ANT High cm	Turn Table deg
1	2360.50	53.05	74.00	-20.95	56.69	-3.64	Peak	301	242
2	2483.50	67.68	74.00	-6.32	71.51	-3.83	Peak	301	242

Note 1: Emission Level (dBuV/m) = SA Reading (dBuV) + Factor* (dB/m)
*Factor includes antenna factor , cable loss and amplifier gain
Note 2: Margin (dB) = Emission level (dBuV/m) – Limit (dBuV/m).

Modulation	11g	Test Freq. (MHz)	2462
Polarization	Vertical-Average		

Test By :Akun Chung_ Temperature(℃):24 Humidity(%):63

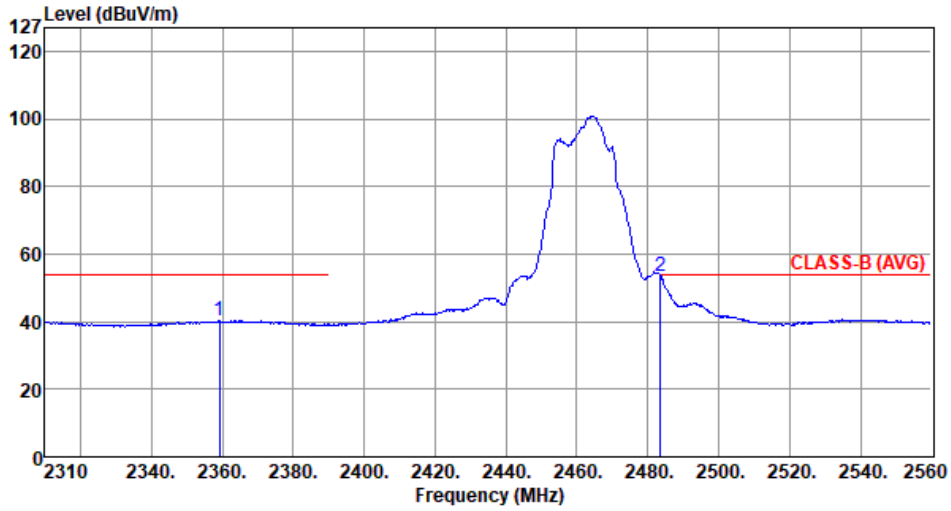

	Freq. MHz	Emission level dBuV/m	Limit dBuV/m	Margin dB	SA reading dBuV	Factor dB/m	Remark	ANT High cm	Turn Table deg
1	2359.25	40.47	54.00	-13.53	44.11	-3.64	Average	301	242
2	2483.50	53.57	54.00	-0.43	57.40	-3.83	Average	301	242

Note 1: Emission Level (dBuV/m) = SA Reading (dBuV) + Factor* (dB/m)
*Factor includes antenna factor , cable loss and amplifier gain
Note 2: Margin (dB) = Emission level (dBuV/m) – Limit (dBuV/m).

Modulation	be EHT20	**Test Freq. (MHz)**	2412
Polarization	Horizontal-Peak		

Test By :Brad Wu Temperature(℃):24 Humidity(%):63

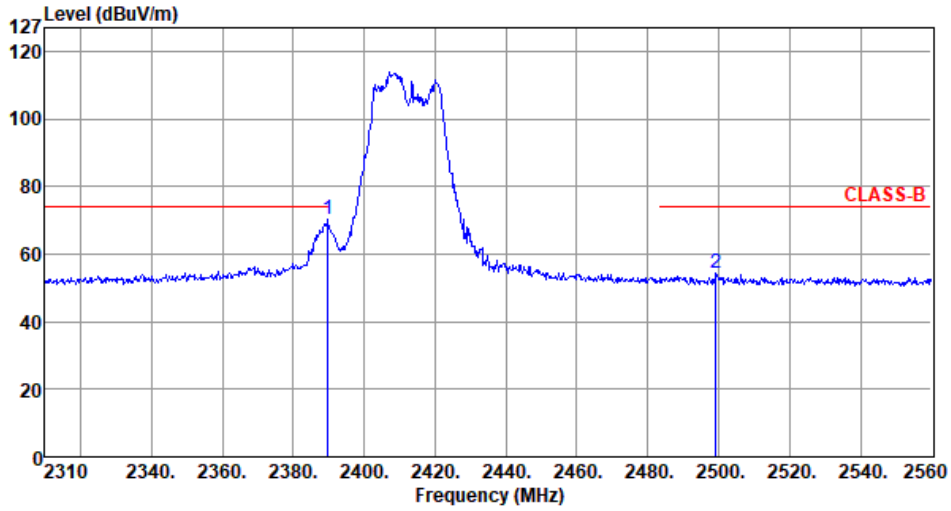

	Freq. MHz	Emission level dBuV/m	Limit dBuV/m	Margin dB	SA reading dBuV	Factor dB/m	Remark	ANT High cm	Turn Table deg
1	2389.75	70.14	74.00	-3.86	73.88	-3.74	Peak	128	46
2	2499.25	54.17	74.00	-19.83	58.10	-3.93	Peak	128	46

Note 1: Emission Level (dBuV/m) = SA Reading (dBuV) + Factor* (dB/m)
*Factor includes antenna factor , cable loss and amplifier gain
Note 2: Margin (dB) = Emission level (dBuV/m) – Limit (dBuV/m).

Modulation	be EHT20	**Test Freq. (MHz)**	2412
Polarization	Horizontal-Average		

Test By :Brad Wu Temperature(℃):24 Humidity(%):63

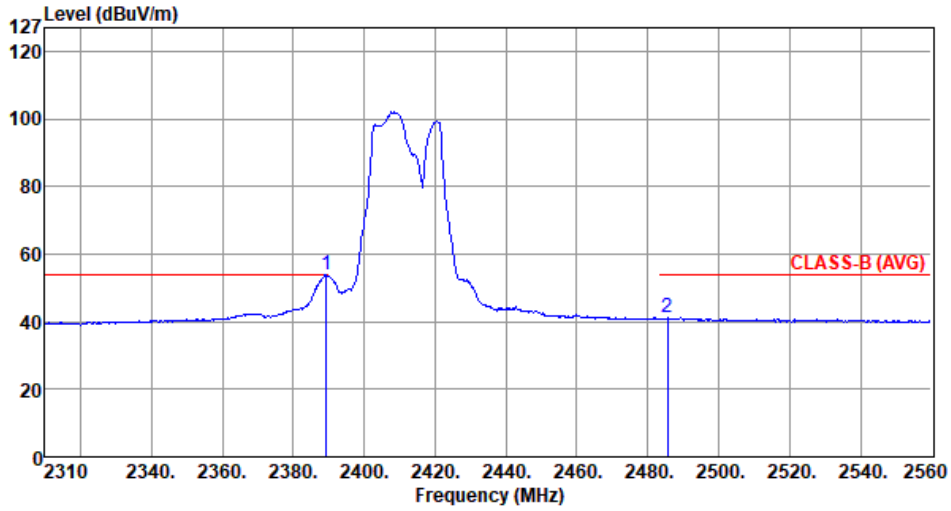

	Freq. MHz	Emission level dBuV/m	Limit dBuV/m	Margin dB	SA reading dBuV	Factor dB/m	Remark	ANT High cm	Turn Table deg
1	2389.25	53.83	54.00	-0.17	57.57	-3.74	Average	128	46
2	2485.50	41.21	54.00	-12.79	45.05	-3.84	Average	128	46

Note 1: Emission Level (dBuV/m) = SA Reading (dBuV) + Factor* (dB/m)
*Factor includes antenna factor , cable loss and amplifier gain
Note 2: Margin (dB) = Emission level (dBuV/m) – Limit (dBuV/m).

Modulation	be EHT20	**Test Freq. (MHz)**	2412
Polarization	Vertical-Peak		

Test By :Brad Wu Temperature(℃):24 Humidity(%):63

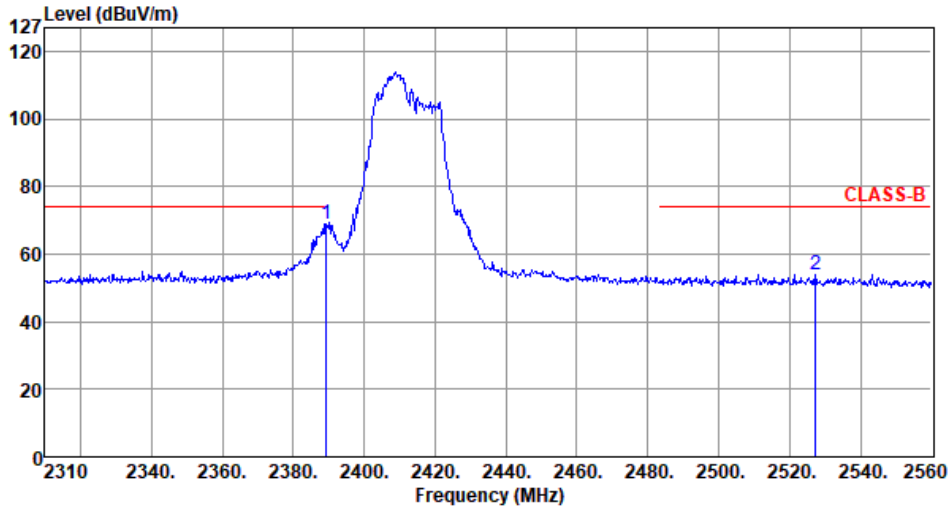

	Freq. MHz	Emission level dBuV/m	Limit dBuV/m	Margin dB	SA reading dBuV	Factor dB/m	Remark	ANT High cm	Turn Table deg
1	2389.25	68.94	74.00	-5.06	72.68	-3.74	Peak	134	22
2	2527.25	53.90	74.00	-20.10	57.84	-3.94	Peak	134	22

Note 1: Emission Level (dBuV/m) = SA Reading (dBuV) + Factor* (dB/m)
*Factor includes antenna factor , cable loss and amplifier gain
Note 2: Margin (dB) = Emission level (dBuV/m) – Limit (dBuV/m).

Modulation	be EHT20	**Test Freq. (MHz)**	2412
Polarization	Vertical-Average		

Test By :Brad Wu Temperature(℃):24 Humidity(%):63

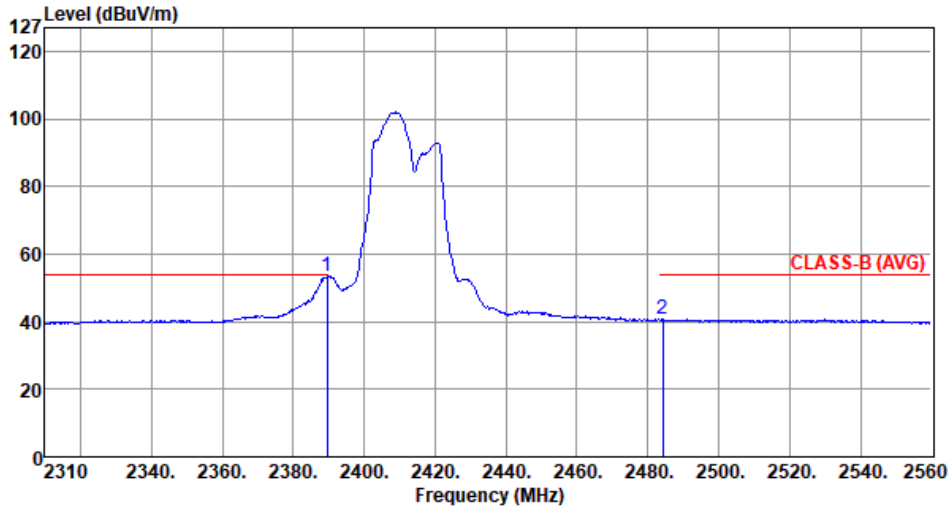

	Freq. MHz	Emission level dBuV/m	Limit dBuV/m	Margin dB	SA reading dBuV	Factor dB/m	Remark	ANT High cm	Turn Table deg
1	2389.50	53.41	54.00	-0.59	57.15	-3.74	Average	134	22
2	2484.25	40.73	54.00	-13.27	44.56	-3.83	Average	134	22

Note 1: Emission Level (dBuV/m) = SA Reading (dBuV) + Factor* (dB/m)
*Factor includes antenna factor , cable loss and amplifier gain
Note 2: Margin (dB) = Emission level (dBuV/m) – Limit (dBuV/m).

Modulation	be EHT20	Test Freq. (MHz)	2417
Polarization	Horizontal-Peak		

Test By :Brad Wu Temperature(℃):24 Humidity(%):63

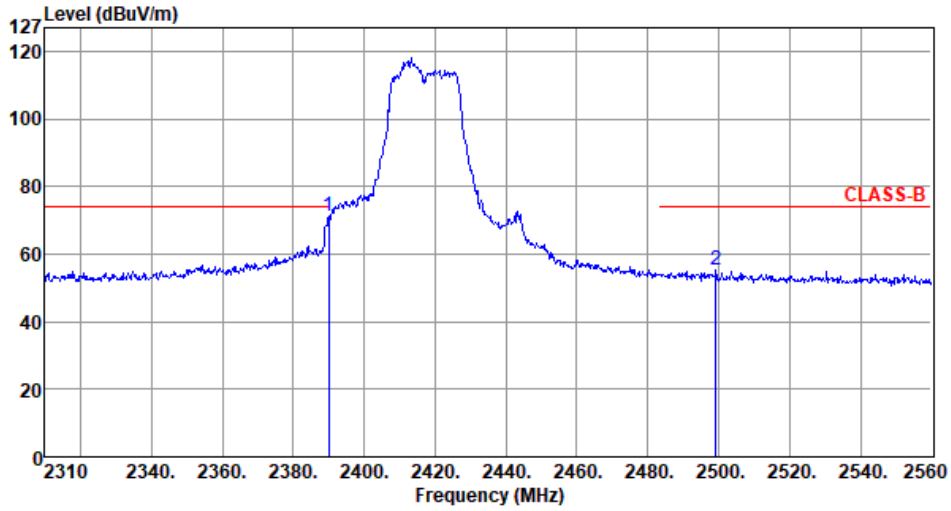

	Freq. MHz	Emission level dBuV/m	Limit dBuV/m	Margin dB	SA reading dBuV	Factor dB/m	Remark	ANT High cm	Turn Table deg
1	2390.00	71.06	74.00	-2.94	74.80	-3.74	Peak	117	276
2	2499.25	55.20	74.00	-18.80	59.13	-3.93	Peak	117	276

Note 1: Emission Level (dBuV/m) = SA Reading (dBuV) + Factor* (dB/m)
*Factor includes antenna factor , cable loss and amplifier gain
Note 2: Margin (dB) = Emission level (dBuV/m) – Limit (dBuV/m).

Modulation	be EHT20	Test Freq. (MHz)	2417
Polarization	Horizontal-Average		

Test By :Brad Wu Temperature(℃):24 Humidity(%):63

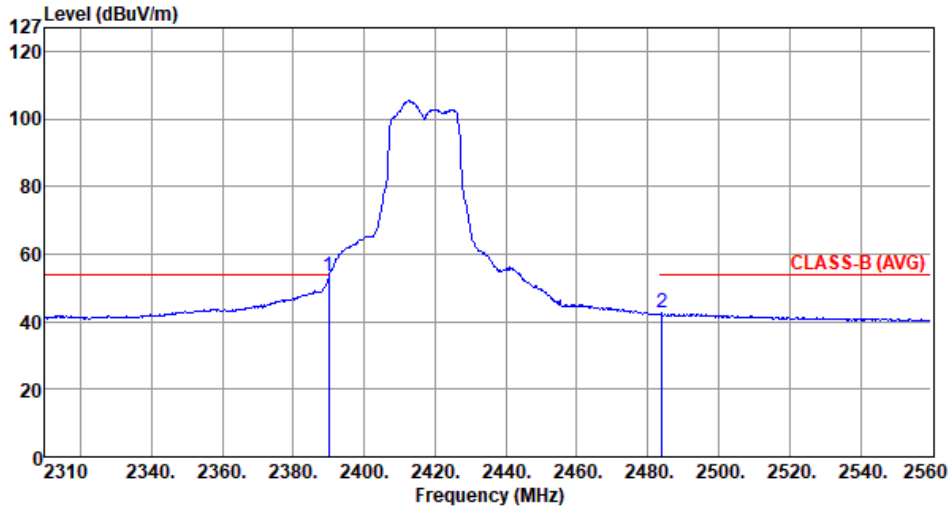

	Freq. MHz	Emission level dBuV/m	Limit dBuV/m	Margin dB	SA reading dBuV	Factor dB/m	Remark	ANT High cm	Turn Table deg
1	2390.00	53.52	54.00	-0.48	57.26	-3.74	Average	117	276
2	2484.00	42.49	54.00	-11.51	46.32	-3.83	Average	117	276

Note 1: Emission Level (dBuV/m) = SA Reading (dBuV) + Factor* (dB/m)
*Factor includes antenna factor , cable loss and amplifier gain
Note 2: Margin (dB) = Emission level (dBuV/m) – Limit (dBuV/m).

Modulation	be EHT20	**Test Freq. (MHz)**	2417
Polarization	Vertical-Peak		

Test By :Brad Wu Temperature(℃):24 Humidity(%):63

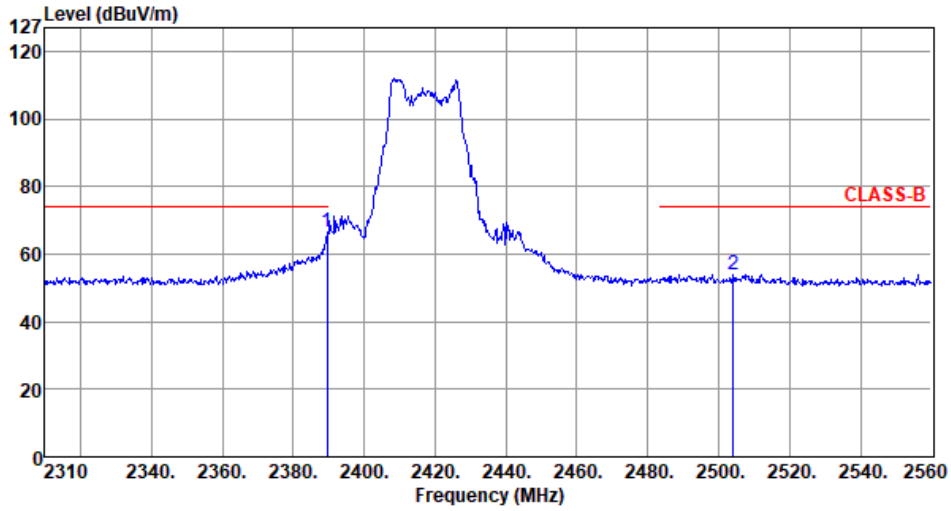

	Freq. MHz	Emission level dBuV/m	Limit dBuV/m	Margin dB	SA reading dBuV	Factor dB/m	Remark	ANT High cm	Turn Table deg
1	2389.50	66.40	74.00	-7.60	70.14	-3.74	Peak	316	77
2	2504.00	53.96	74.00	-20.04	57.93	-3.97	Peak	316	77

Note 1: Emission Level (dBuV/m) = SA Reading (dBuV) + Factor* (dB/m)
*Factor includes antenna factor , cable loss and amplifier gain
Note 2: Margin (dB) = Emission level (dBuV/m) – Limit (dBuV/m).

Modulation	be EHT20	Test Freq. (MHz)	2417
Polarization	Vertical-Average		

Test By :Brad Wu Temperature(℃):24 Humidity(%):63

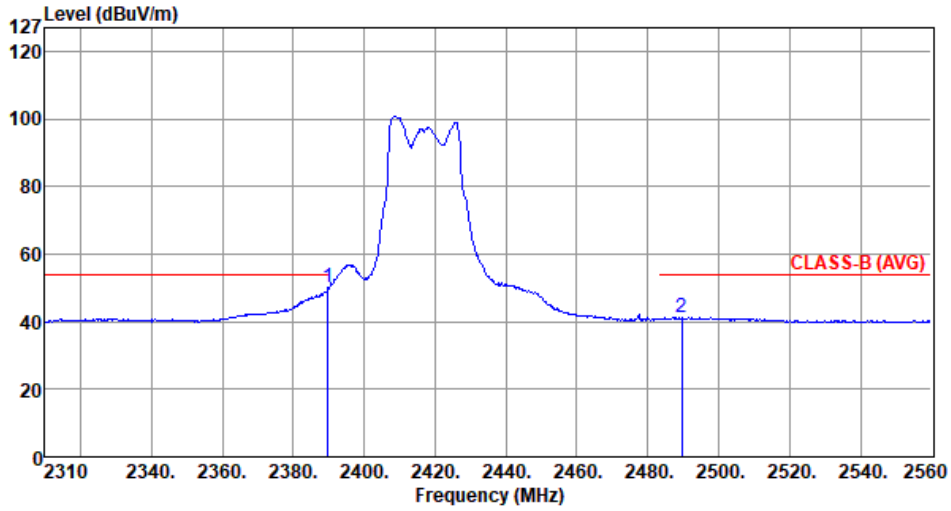

	Freq. MHz	Emission level dBuV/m	Limit dBuV/m	Margin dB	SA reading dBuV	Factor dB/m	Remark	ANT High cm	Turn Table deg
1	2389.75	50.03	54.00	-3.97	53.77	-3.74	Average	316	77
2	2489.50	41.18	54.00	-12.82	45.02	-3.84	Average	316	77

Note 1: Emission Level (dBuV/m) = SA Reading (dBuV) + Factor* (dB/m)
*Factor includes antenna factor , cable loss and amplifier gain
Note 2: Margin (dB) = Emission level (dBuV/m) – Limit (dBuV/m).

Modulation	be EHT20	Test Freq. (MHz)	2437
Polarization	Horizontal-Peak		

Test By :Brad Wu Temperature(℃):24 Humidity(%):63

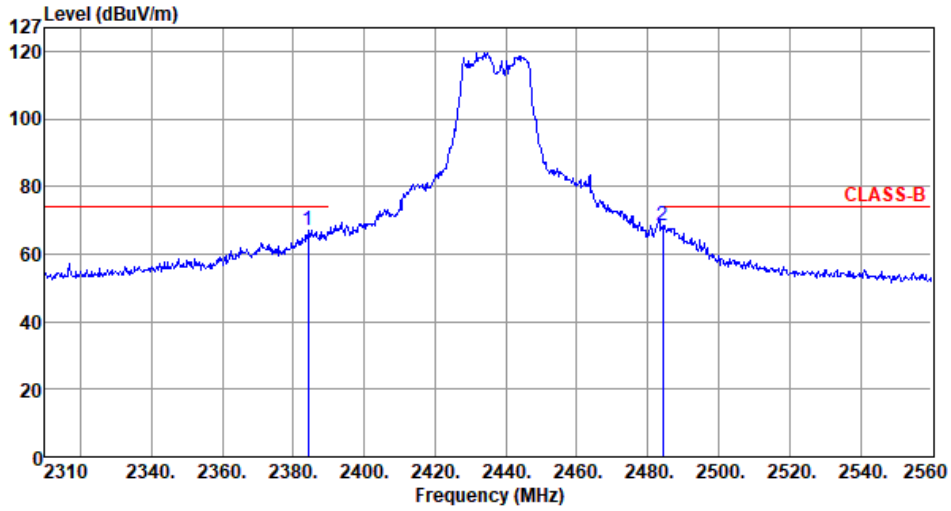

	Freq. MHz	Emission level dBuV/m	Limit dBuV/m	Margin dB	SA reading dBuV	Factor dB/m	Remark	ANT High cm	Turn Table deg
1	2384.25	67.10	74.00	-6.90	70.84	-3.74	Peak	125	283
2	2484.25	68.45	74.00	-5.55	72.28	-3.83	Peak	125	283

Note 1: Emission Level (dBuV/m) = SA Reading (dBuV) + Factor* (dB/m)
*Factor includes antenna factor , cable loss and amplifier gain
Note 2: Margin (dB) = Emission level (dBuV/m) – Limit (dBuV/m).

Modulation	be EHT20	Test Freq. (MHz)	2437
Polarization	Horizontal-Average		

Test By :Brad Wu Temperature(℃):24 Humidity(%):63

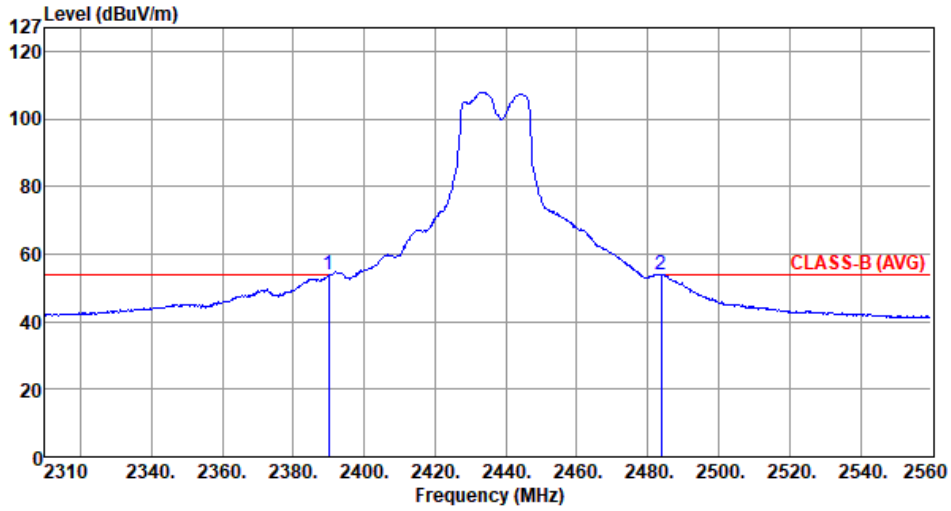

	Freq. MHz	Emission level dBuV/m	Limit dBuV/m	Margin dB	SA reading dBuV	Factor dB/m	Remark	ANT High cm	Turn Table deg
1	2390.00	53.72	54.00	-0.28	57.46	-3.74	Average	125	283
2	2483.75	53.80	54.00	-0.20	57.63	-3.83	Average	125	283

Note 1: Emission Level (dBuV/m) = SA Reading (dBuV) + Factor* (dB/m)
*Factor includes antenna factor , cable loss and amplifier gain
Note 2: Margin (dB) = Emission level (dBuV/m) – Limit (dBuV/m).

Modulation	be EHT20	**Test Freq. (MHz)**	2437
Polarization	Vertical-Peak		

Test By :Brad Wu Temperature(℃):24 Humidity(%):63

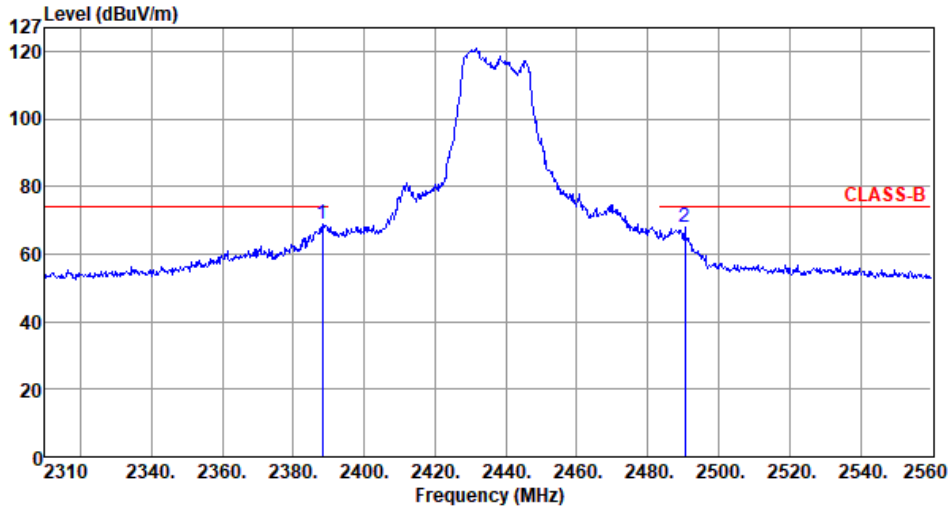

	Freq. MHz	Emission level dBuV/m	Limit dBuV/m	Margin dB	SA reading dBuV	Factor dB/m	Remark	ANT High cm	Turn Table deg
1	2388.25	69.06	74.00	-4.94	72.80	-3.74	Peak	316	86
2	2490.50	67.99	74.00	-6.01	71.82	-3.83	Peak	229	104

Note 1: Emission Level (dBuV/m) = SA Reading (dBuV) + Factor* (dB/m)
*Factor includes antenna factor , cable loss and amplifier gain
Note 2: Margin (dB) = Emission level (dBuV/m) – Limit (dBuV/m).

Modulation	be EHT20	**Test Freq. (MHz)**	2437
Polarization	Vertical-Average		

Test By :Brad Wu Temperature(℃):24 Humidity(%):63

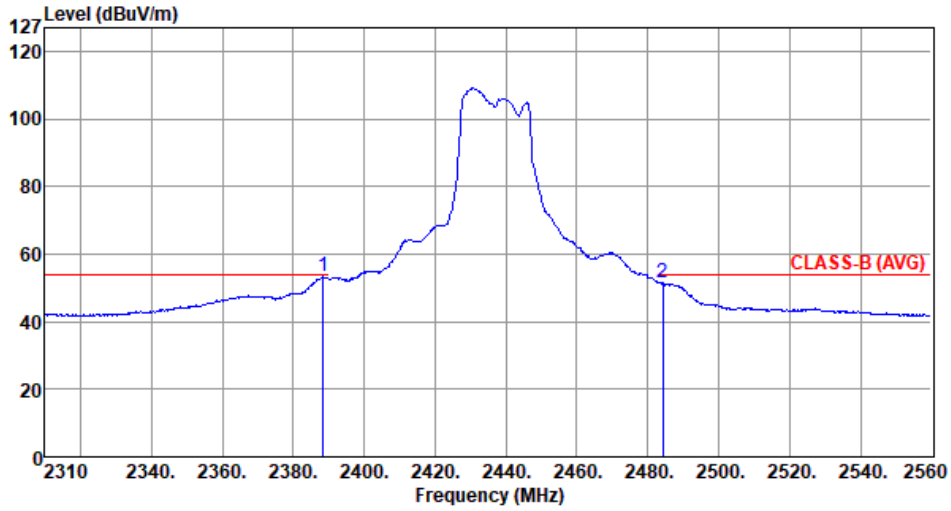

	Freq. MHz	Emission level dBuV/m	Limit dBuV/m	Margin dB	SA reading dBuV	Factor dB/m	Remark	ANT High cm	Turn Table deg
1	2388.50	53.51	54.00	-0.49	57.25	-3.74	Average	316	86
2	2484.25	51.69	54.00	-2.31	55.52	-3.83	Average	229	104

Note 1: Emission Level (dBuV/m) = SA Reading (dBuV) + Factor* (dB/m)
*Factor includes antenna factor , cable loss and amplifier gain
Note 2: Margin (dB) = Emission level (dBuV/m) – Limit (dBuV/m).

Modulation	be EHT20	**Test Freq. (MHz)**	2457
Polarization	Horizontal-Peak		

Test By :Brad Wu Temperature(℃):24 Humidity(%):63

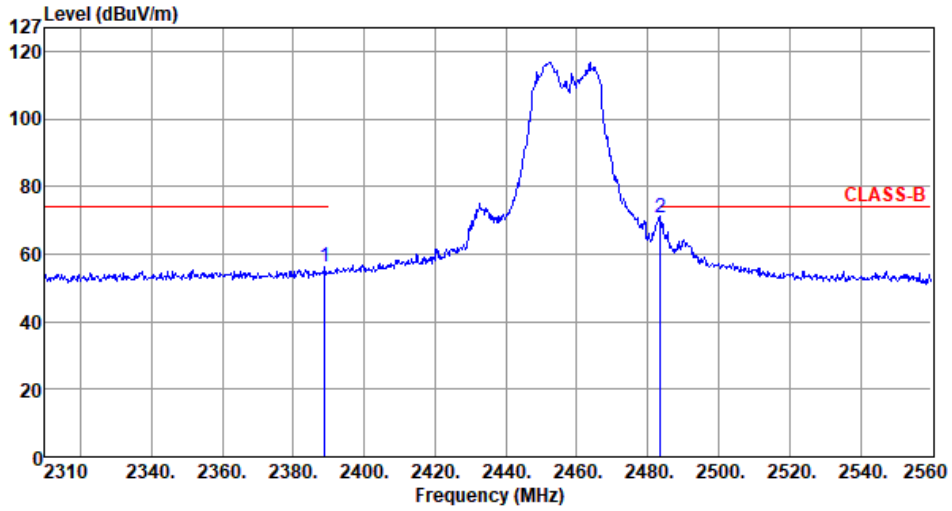

	Freq. MHz	Emission level dBuV/m	Limit dBuV/m	Margin dB	SA reading dBuV	Factor dB/m	Remark	ANT High cm	Turn Table deg
1	2389.00	56.08	74.00	-17.92	59.82	-3.74	Peak	291	295
2	2483.50	70.74	74.00	-3.26	74.57	-3.83	Peak	291	295

Note 1: Emission Level (dBuV/m) = SA Reading (dBuV) + Factor* (dB/m)
*Factor includes antenna factor , cable loss and amplifier gain
Note 2: Margin (dB) = Emission level (dBuV/m) – Limit (dBuV/m).

Modulation	be EHT20	Test Freq. (MHz)	2457
Polarization	Horizontal-Average		

Test By :Brad Wu Temperature(℃):24 Humidity(%):63

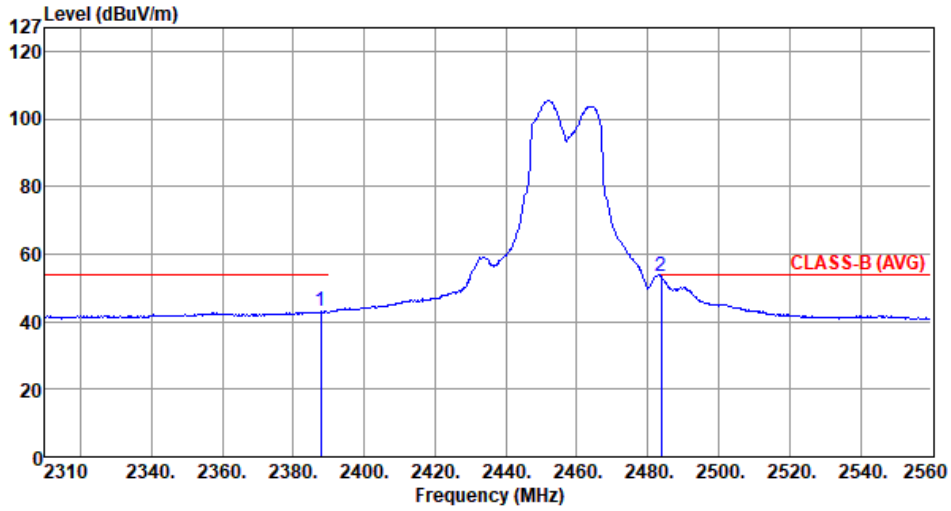

	Freq. MHz	Emission level dBuV/m	Limit dBuV/m	Margin dB	SA reading dBuV	Factor dB/m	Remark	ANT High cm	Turn Table deg
1	2387.75	43.18	54.00	-10.82	46.92	-3.74	Average	291	295
2	2483.75	53.56	54.00	-0.44	57.39	-3.83	Average	291	295

Note 1: Emission Level (dBuV/m) = SA Reading (dBuV) + Factor* (dB/m)
*Factor includes antenna factor , cable loss and amplifier gain
Note 2: Margin (dB) = Emission level (dBuV/m) – Limit (dBuV/m).

Modulation	be EHT20	**Test Freq. (MHz)**	2457
Polarization	Vertical-Peak		

Test By :Brad Wu Temperature(℃):24 Humidity(%):63

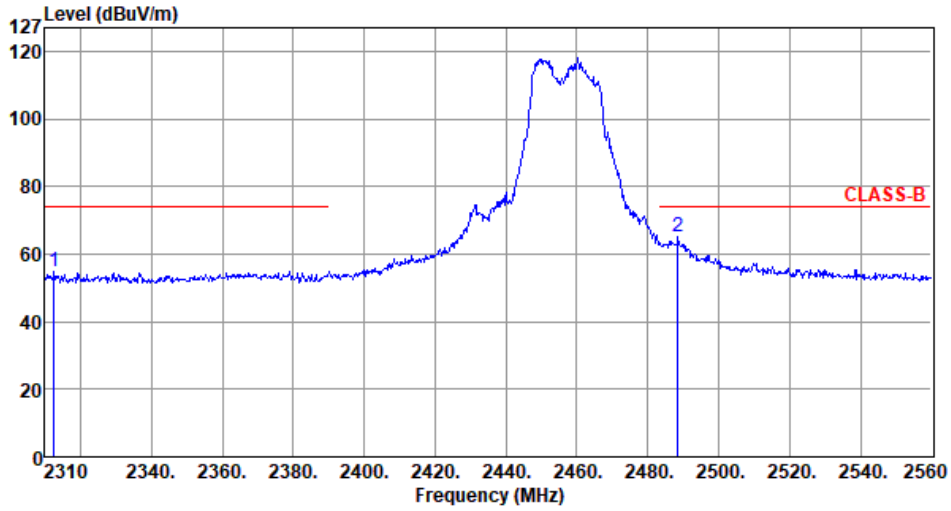

	Freq. MHz	Emission level dBuV/m	Limit dBuV/m	Margin dB	SA reading dBuV	Factor dB/m	Remark	ANT High cm	Turn Table deg
1	2312.50	54.97	74.00	-19.03	58.61	-3.64	Peak	222	91
2	2488.50	65.24	74.00	-8.76	69.08	-3.84	Peak	222	91

Note 1: Emission Level (dBuV/m) = SA Reading (dBuV) + Factor* (dB/m)
*Factor includes antenna factor , cable loss and amplifier gain
Note 2: Margin (dB) = Emission level (dBuV/m) – Limit (dBuV/m).

Modulation	be EHT20	Test Freq. (MHz)	2457
Polarization	Vertical-Average		

Test By :Brad Wu Temperature(℃):24 Humidity(%):63

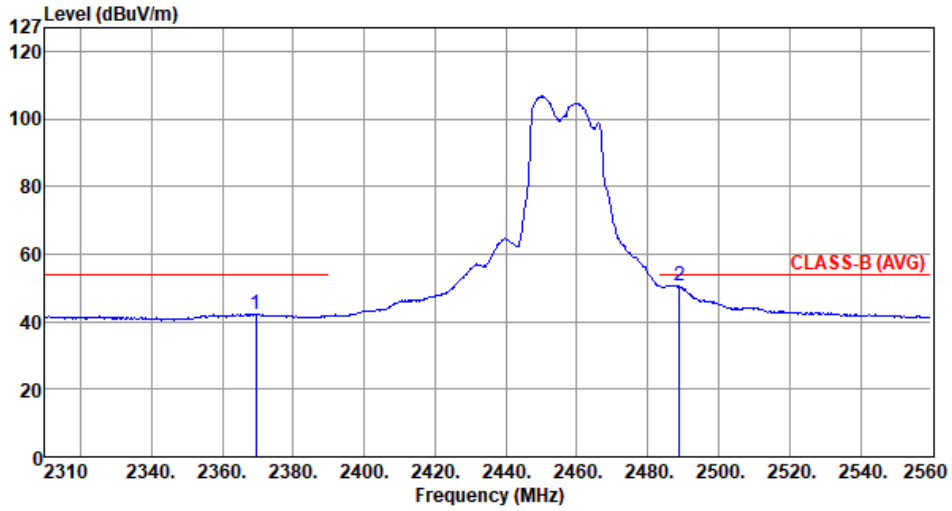

	Freq. MHz	Emission level dBuV/m	Limit dBuV/m	Margin dB	SA reading dBuV	Factor dB/m	Remark	ANT High cm	Turn Table deg
1	2369.50	42.24	54.00	-11.76	45.88	-3.64	Average	222	91
2	2489.00	50.79	54.00	-3.21	54.63	-3.84	Average	222	91

Note 1: Emission Level (dBuV/m) = SA Reading (dBuV) + Factor* (dB/m)
*Factor includes antenna factor , cable loss and amplifier gain
Note 2: Margin (dB) = Emission level (dBuV/m) – Limit (dBuV/m).

Modulation	be EHT20	Test Freq. (MHz)	2462
Polarization	Horizontal-Peak		

Test By :Brad Wu Temperature(℃):24 Humidity(%):63

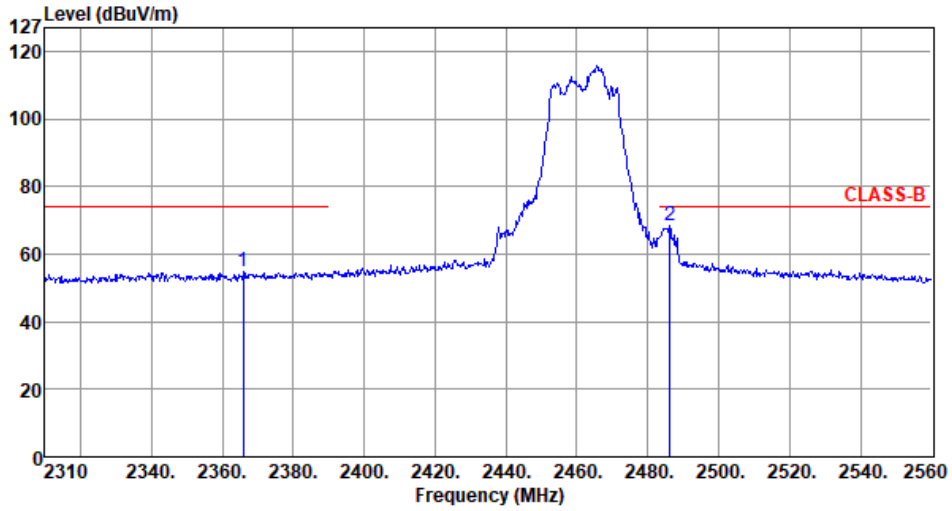

	Freq. MHz	Emission level dBuV/m	Limit dBuV/m	Margin dB	SA reading dBuV	Factor dB/m	Remark	ANT High cm	Turn Table deg
1	2366.00	54.75	74.00	-19.25	58.39	-3.64	Peak	189	252
2	2486.25	68.63	74.00	-5.37	72.47	-3.84	Peak	189	252

Note 1: Emission Level (dBuV/m) = SA Reading (dBuV) + Factor* (dB/m)
*Factor includes antenna factor , cable loss and amplifier gain
Note 2: Margin (dB) = Emission level (dBuV/m) – Limit (dBuV/m).

Modulation	be EHT20	Test Freq. (MHz)	2462
Polarization	Horizontal-Average		

Test By :Brad Wu Temperature(℃):24 Humidity(%):63

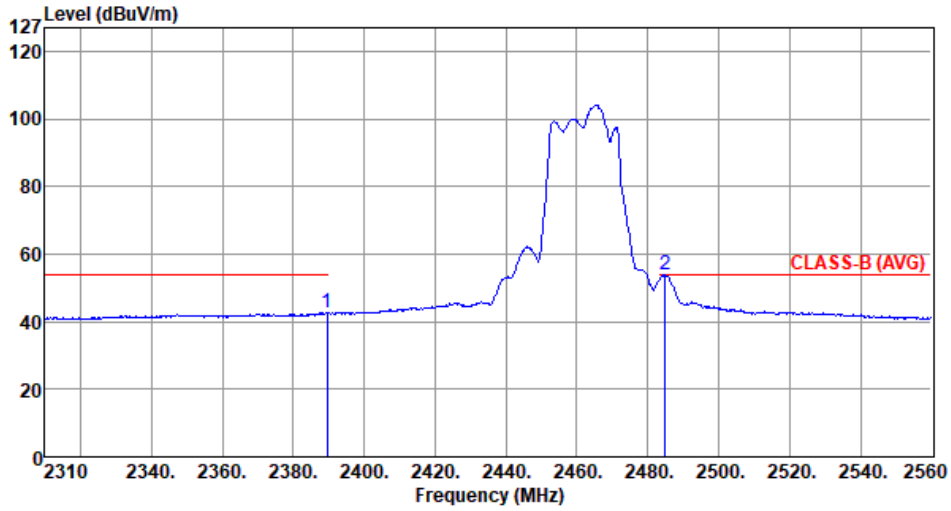

	Freq. MHz	Emission level dBuV/m	Limit dBuV/m	Margin dB	SA reading dBuV	Factor dB/m	Remark	ANT High cm	Turn Table deg
1	2389.50	42.69	54.00	-11.31	46.43	-3.74	Average	189	252
2	2485.00	53.84	54.00	-0.16	57.68	-3.84	Average	189	252

Note 1: Emission Level (dBuV/m) = SA Reading (dBuV) + Factor* (dB/m)
*Factor includes antenna factor , cable loss and amplifier gain
Note 2: Margin (dB) = Emission level (dBuV/m) – Limit (dBuV/m).

Modulation	be EHT20	**Test Freq. (MHz)**	2462
Polarization	Vertical-Peak		

Test By :Brad Wu Temperature(℃):24 Humidity(%):63

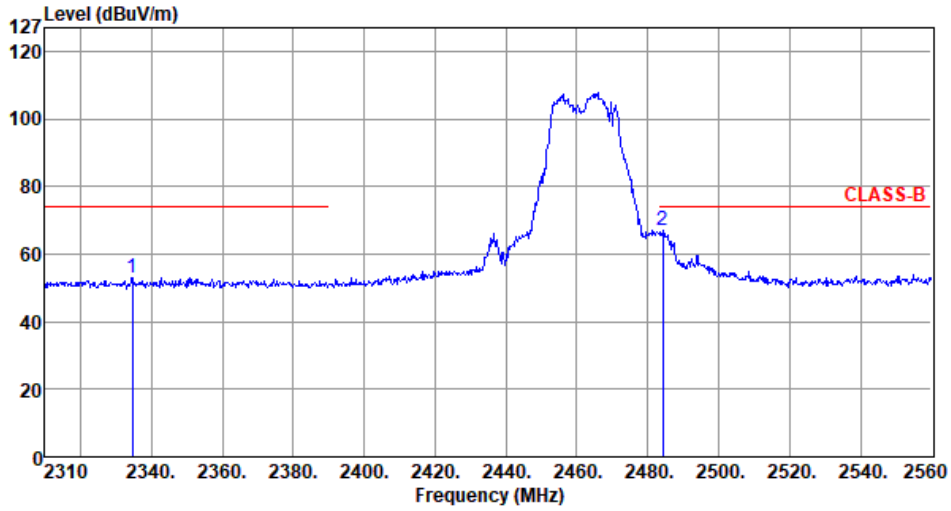

	Freq. MHz	Emission level dBuV/m	Limit dBuV/m	Margin dB	SA reading dBuV	Factor dB/m	Remark	ANT High cm	Turn Table deg
1	2334.75	52.98	74.00	-21.02	56.57	-3.59	Peak	230	258
2	2484.25	66.89	74.00	-7.11	70.72	-3.83	Peak	230	258

Note 1: Emission Level (dBuV/m) = SA Reading (dBuV) + Factor* (dB/m)
*Factor includes antenna factor , cable loss and amplifier gain
Note 2: Margin (dB) = Emission level (dBuV/m) – Limit (dBuV/m).

Modulation	be EHT20	Test Freq. (MHz)	2462
Polarization	Vertical-Average		

Test By :Brad Wu Temperature(℃):24 Humidity(%):63

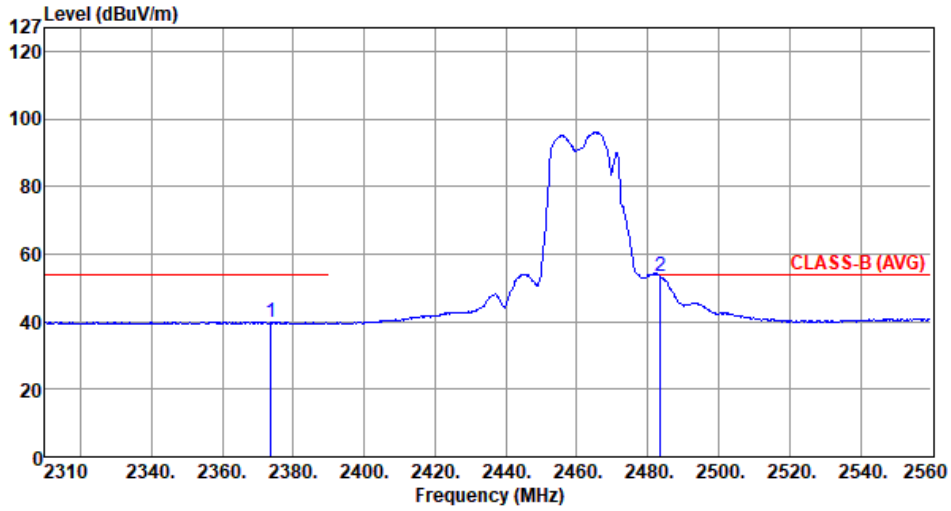

	Freq. MHz	Emission level dBuV/m	Limit dBuV/m	Margin dB	SA reading dBuV	Factor dB/m	Remark	ANT High cm	Turn Table deg
1	2373.75	39.93	54.00	-14.07	43.61	-3.68	Average	230	258
2	2483.50	53.43	54.00	-0.57	57.26	-3.83	Average	230	258

Note 1: Emission Level (dBuV/m) = SA Reading (dBuV) + Factor* (dB/m)
*Factor includes antenna factor , cable loss and amplifier gain
Note 2: Margin (dB) = Emission level (dBuV/m) – Limit (dBuV/m).

Modulation	be EHT40	**Test Freq. (MHz)**	2422
Polarization	Horizontal-Peak		

Test By :Brad Wu Temperature(℃):24 Humidity(%):63

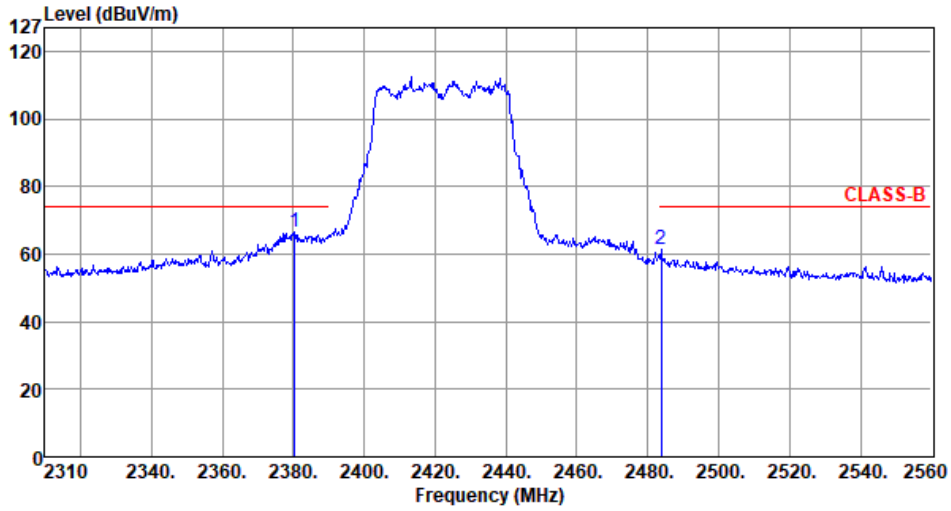

	Freq. MHz	Emission level dBuV/m	Limit dBuV/m	Margin dB	SA reading dBuV	Factor dB/m	Remark	ANT High cm	Turn Table deg
1	2380.50	66.36	74.00	-7.64	70.10	-3.74	Peak	125	262
2	2483.75	61.44	74.00	-12.56	65.27	-3.83	Peak	125	262

Note 1: Emission Level (dBuV/m) = SA Reading (dBuV) + Factor* (dB/m)
*Factor includes antenna factor , cable loss and amplifier gain
Note 2: Margin (dB) = Emission level (dBuV/m) – Limit (dBuV/m).

Modulation	be EHT40	Test Freq. (MHz)	2422
Polarization	Horizontal-Average		

Test By :Brad Wu Temperature(℃):24 Humidity(%):63

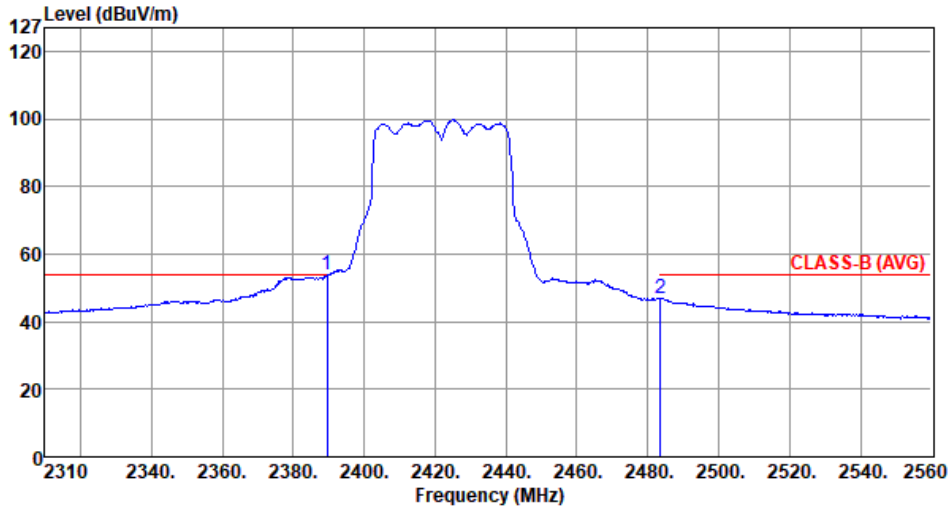

	Freq. MHz	Emission level dBuV/m	Limit dBuV/m	Margin dB	SA reading dBuV	Factor dB/m	Remark	ANT High cm	Turn Table deg
1	2389.50	53.82	54.00	-0.18	57.56	-3.74	Average	125	262
2	2483.50	46.86	54.00	-7.14	50.69	-3.83	Average	125	262

Note 1: Emission Level (dBuV/m) = SA Reading (dBuV) + Factor* (dB/m)
*Factor includes antenna factor , cable loss and amplifier gain
Note 2: Margin (dB) = Emission level (dBuV/m) – Limit (dBuV/m).

Modulation	be EHT40	Test Freq. (MHz)	2422
Polarization	Vertical-Peak		

Test By :Brad Wu Temperature(℃):24 Humidity(%):63

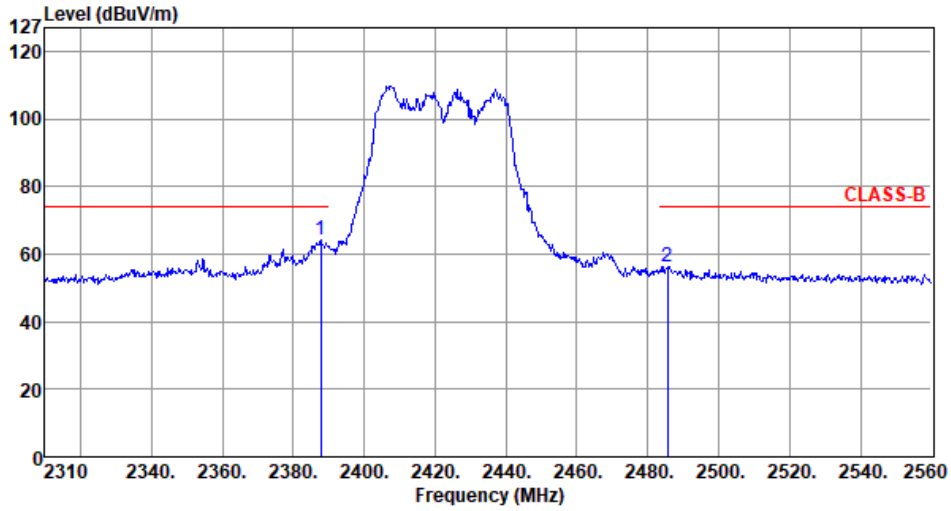

	Freq. MHz	Emission level dBuV/m	Limit dBuV/m	Margin dB	SA reading dBuV	Factor dB/m	Remark	ANT High cm	Turn Table deg
1	2387.75	64.02	74.00	-9.98	67.76	-3.74	Peak	309	136
2	2485.50	56.24	74.00	-17.76	60.08	-3.84	Peak	309	136

Note 1: Emission Level (dBuV/m) = SA Reading (dBuV) + Factor* (dB/m)
*Factor includes antenna factor , cable loss and amplifier gain
Note 2: Margin (dB) = Emission level (dBuV/m) – Limit (dBuV/m).

Modulation	be EHT40	Test Freq. (MHz)	2422
Polarization	Vertical-Average		

Test By :Brad Wu Temperature(℃):24 Humidity(%):63

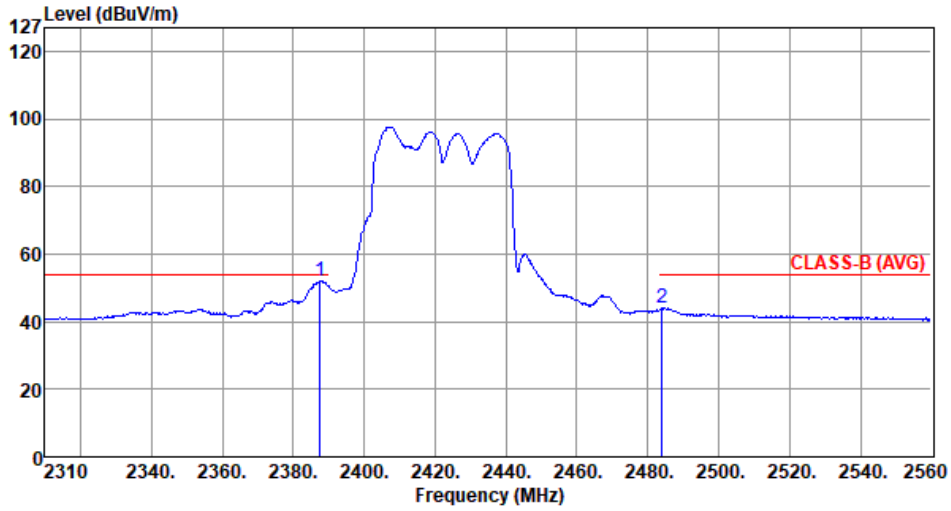

	Freq. MHz	Emission level dBuV/m	Limit dBuV/m	Margin dB	SA reading dBuV	Factor dB/m	Remark	ANT High cm	Turn Table deg
1	2387.50	52.03	54.00	-1.97	55.77	-3.74	Average	309	136
2	2484.00	44.03	54.00	-9.97	47.86	-3.83	Average	309	136

Note 1: Emission Level (dBuV/m) = SA Reading (dBuV) + Factor* (dB/m)
*Factor includes antenna factor , cable loss and amplifier gain
Note 2: Margin (dB) = Emission level (dBuV/m) – Limit (dBuV/m).

Modulation	be EHT40	Test Freq. (MHz)	2427
Polarization	Horizontal-Peak		

Test By :Brad Wu Temperature(℃):24 Humidity(%):63

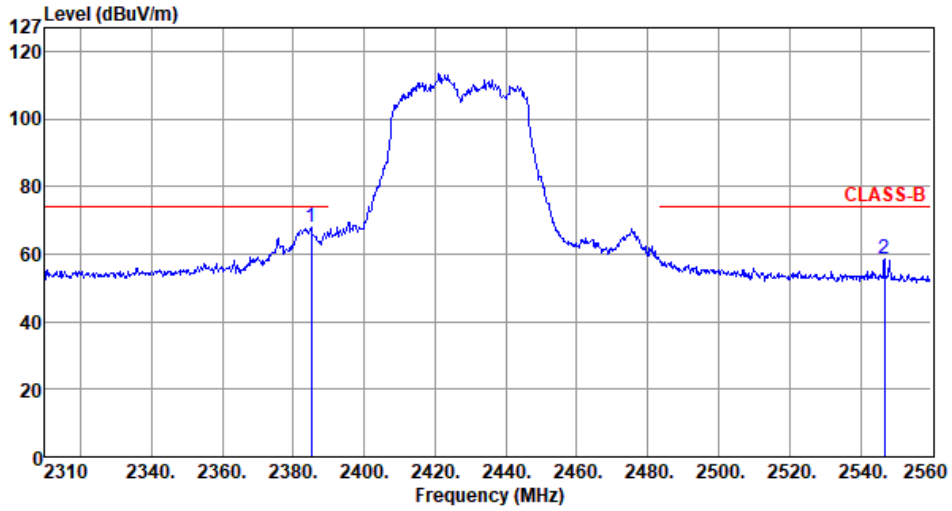

	Freq. MHz	Emission level dBuV/m	Limit dBuV/m	Margin dB	SA reading dBuV	Factor dB/m	Remark	ANT High cm	Turn Table deg
1	2385.00	67.79	74.00	-6.21	71.52	-3.73	Peak	205	283
2	2546.75	58.45	74.00	-15.55	62.42	-3.97	Peak	205	283

Note 1: Emission Level (dBuV/m) = SA Reading (dBuV) + Factor* (dB/m)
*Factor includes antenna factor , cable loss and amplifier gain
Note 2: Margin (dB) = Emission level (dBuV/m) – Limit (dBuV/m).

Modulation	be EHT40	Test Freq. (MHz)	2427
Polarization	Horizontal-Average		

Test By :Brad Wu Temperature(℃):24 Humidity(%):63

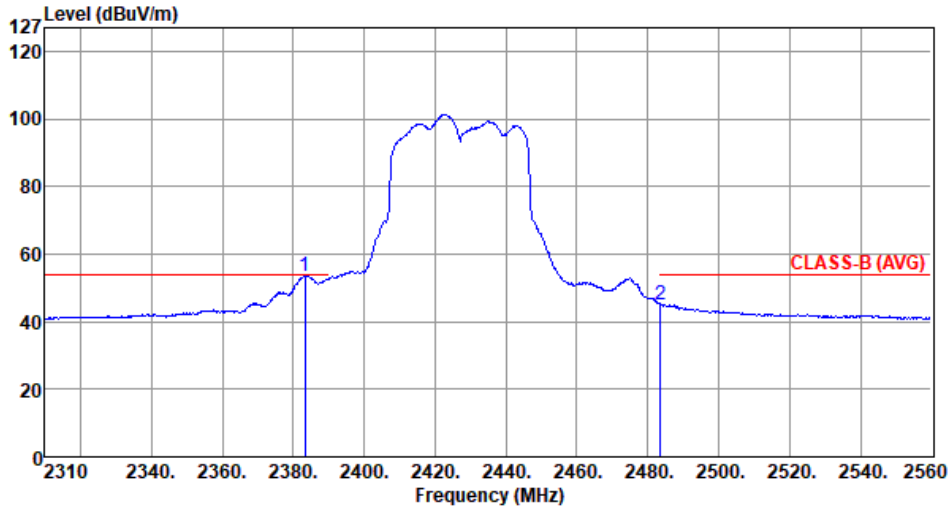

	Freq. MHz	Emission level dBuV/m	Limit dBuV/m	Margin dB	SA reading dBuV	Factor dB/m	Remark	ANT High cm	Turn Table deg
1	2383.25	53.62	54.00	-0.38	57.36	-3.74	Average	205	283
2	2483.50	45.10	54.00	-8.90	48.93	-3.83	Average	205	283

Note 1: Emission Level (dBuV/m) = SA Reading (dBuV) + Factor* (dB/m)
*Factor includes antenna factor , cable loss and amplifier gain
Note 2: Margin (dB) = Emission level (dBuV/m) – Limit (dBuV/m).

Modulation	be EHT40	**Test Freq. (MHz)**	2427
Polarization	Vertical-Peak		

Test By :Brad Wu Temperature(℃):24 Humidity(%):63

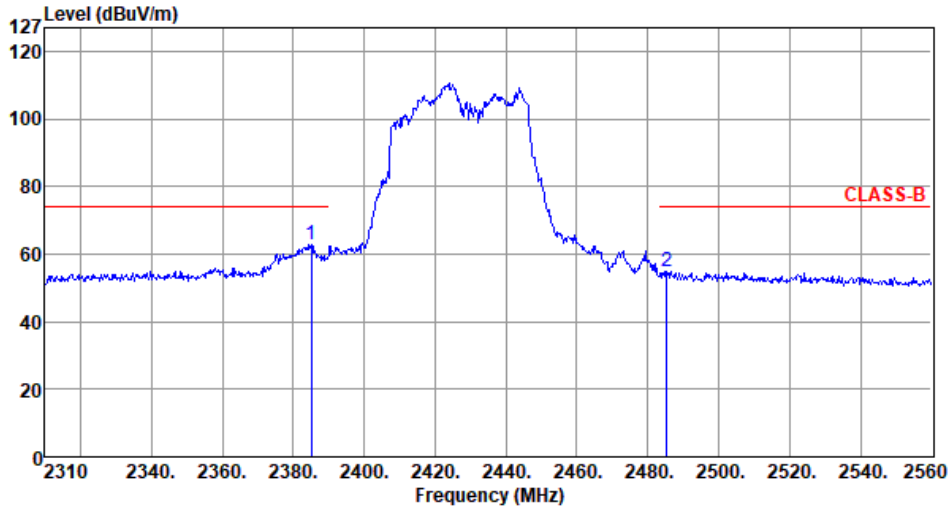

	Freq. MHz	Emission level dBuV/m	Limit dBuV/m	Margin dB	SA reading dBuV	Factor dB/m	Remark	ANT High cm	Turn Table deg
1	2385.00	62.77	74.00	-11.23	66.50	-3.73	Peak	135	32
2	2485.25	54.84	74.00	-19.16	58.68	-3.84	Peak	135	32

Note 1: Emission Level (dBuV/m) = SA Reading (dBuV) + Factor* (dB/m)
*Factor includes antenna factor , cable loss and amplifier gain
Note 2: Margin (dB) = Emission level (dBuV/m) – Limit (dBuV/m).

Modulation	be EHT40	Test Freq. (MHz)	2427
Polarization	Vertical-Average		

Test By :Brad Wu Temperature(℃):24 Humidity(%):63

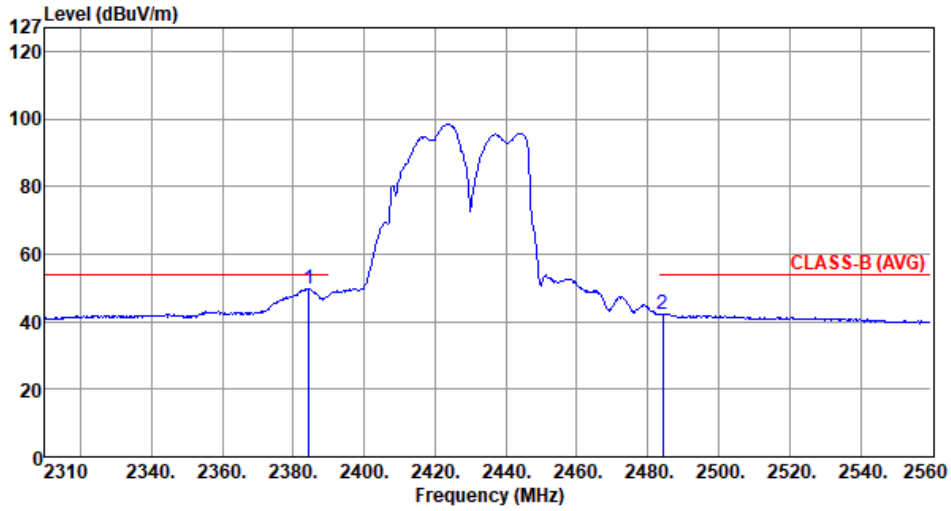

	Freq. MHz	Emission level dBuV/m	Limit dBuV/m	Margin dB	SA reading dBuV	Factor dB/m	Remark	ANT High cm	Turn Table deg
1	2384.50	49.69	54.00	-4.31	53.43	-3.74	Average	135	32
2	2484.25	42.32	54.00	-11.68	46.15	-3.83	Average	135	32

Note 1: Emission Level (dBuV/m) = SA Reading (dBuV) + Factor* (dB/m)
*Factor includes antenna factor , cable loss and amplifier gain
Note 2: Margin (dB) = Emission level (dBuV/m) – Limit (dBuV/m).

Modulation	be EHT40	Test Freq. (MHz)	2437
Polarization	Horizontal-Peak		

Test By :Brad Wu Temperature(℃):24 Humidity(%):63

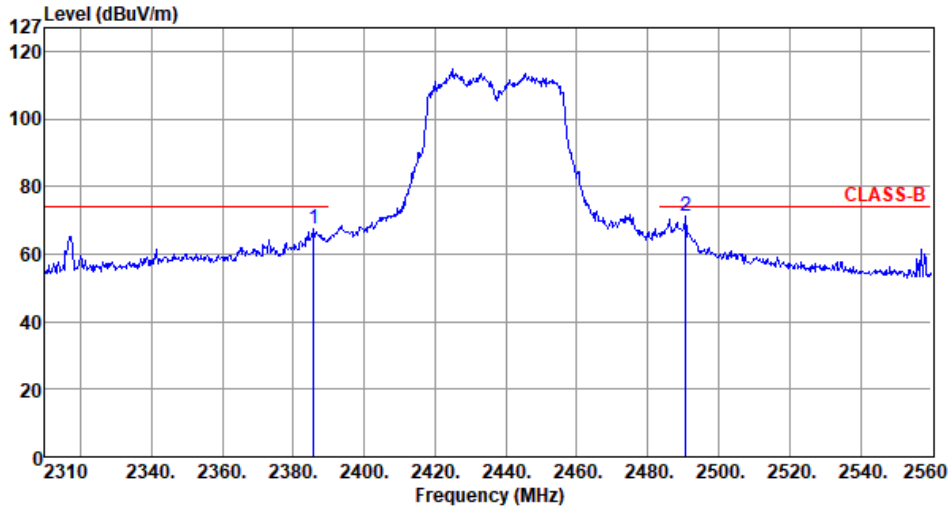

	Freq. MHz	Emission level dBuV/m	Limit dBuV/m	Margin dB	SA reading dBuV	Factor dB/m	Remark	ANT High cm	Turn Table deg
1	2385.75	67.26	74.00	-6.74	71.00	-3.74	Peak	139	280
2	2490.75	71.18	74.00	-2.82	75.02	-3.84	Peak	139	280

Note 1: Emission Level (dBuV/m) = SA Reading (dBuV) + Factor* (dB/m)
*Factor includes antenna factor , cable loss and amplifier gain
Note 2: Margin (dB) = Emission level (dBuV/m) – Limit (dBuV/m).

Modulation	be EHT40	Test Freq. (MHz)	2437
Polarization	Horizontal-Average		

Test By :Brad Wu Temperature(℃):24 Humidity(%):63

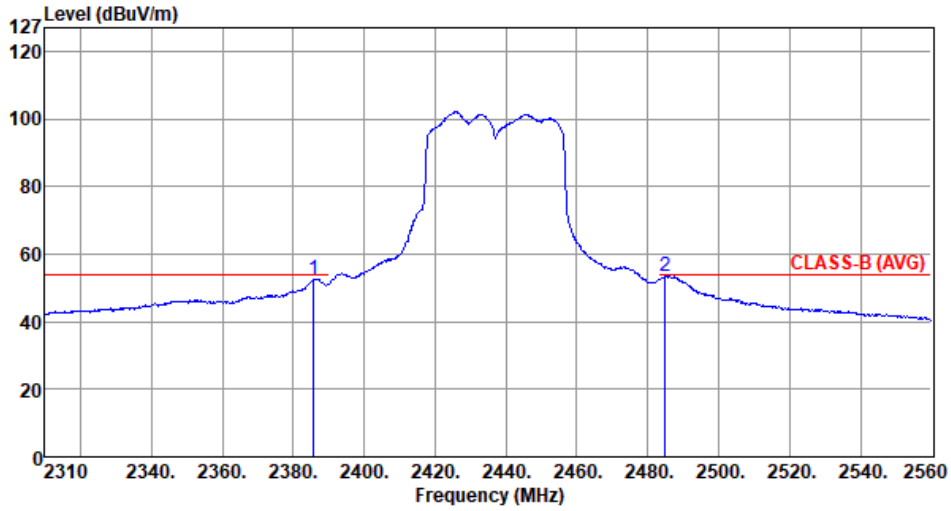

	Freq. MHz	Emission level dBuV/m	Limit dBuV/m	Margin dB	SA reading dBuV	Factor dB/m	Remark	ANT High cm	Turn Table deg
1	2385.75	52.64	54.00	-1.36	56.38	-3.74	Average	139	280
2	2485.00	53.53	54.00	-0.47	57.37	-3.84	Average	139	280

Note 1: Emission Level (dBuV/m) = SA Reading (dBuV) + Factor* (dB/m)
*Factor includes antenna factor , cable loss and amplifier gain
Note 2: Margin (dB) = Emission level (dBuV/m) – Limit (dBuV/m).

Modulation	be EHT40	**Test Freq. (MHz)**	2437
Polarization	Vertical-Peak		

Test By :Brad Wu Temperature(℃):24 Humidity(%):63

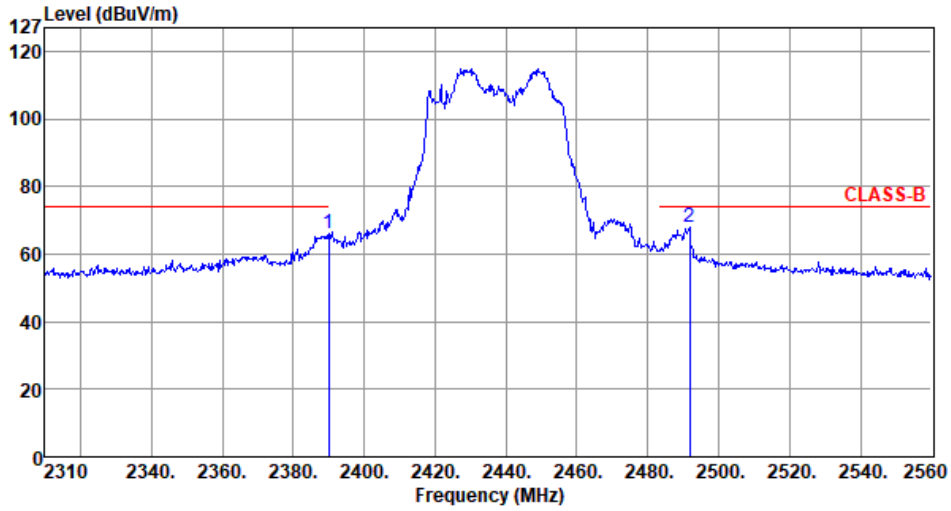

	Freq. MHz	Emission level dBuV/m	Limit dBuV/m	Margin dB	SA reading dBuV	Factor dB/m	Remark	ANT High cm	Turn Table deg
1	2390.00	66.08	74.00	-7.92	69.82	-3.74	Peak	316	88
2	2491.75	67.84	74.00	-6.16	71.69	-3.85	Peak	223	82

Note 1: Emission Level (dBuV/m) = SA Reading (dBuV) + Factor* (dB/m)
*Factor includes antenna factor , cable loss and amplifier gain
Note 2: Margin (dB) = Emission level (dBuV/m) – Limit (dBuV/m).

Modulation	be EHT40	Test Freq. (MHz)	2437
Polarization	Vertical-Average		

Test By :Brad Wu Temperature(℃):24 Humidity(%):63

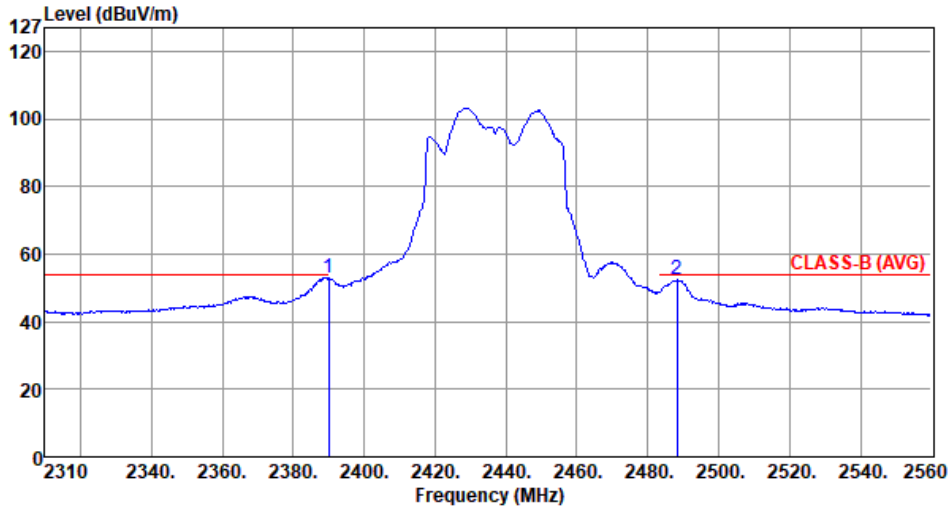

	Freq. MHz	Emission level dBuV/m	Limit dBuV/m	Margin dB	SA reading dBuV	Factor dB/m	Remark	ANT High cm	Turn Table deg
1	2390.00	52.94	54.00	-1.06	56.68	-3.74	Average	316	88
2	2488.25	52.48	54.00	-1.52	56.32	-3.84	Average	223	82

Note 1: Emission Level (dBuV/m) = SA Reading (dBuV) + Factor* (dB/m)
*Factor includes antenna factor , cable loss and amplifier gain
Note 2: Margin (dB) = Emission level (dBuV/m) – Limit (dBuV/m).

Modulation	be EHT40	**Test Freq. (MHz)**	2447
Polarization	Horizontal-Peak		

Test By :Brad Wu Temperature(℃):24 Humidity(%):63

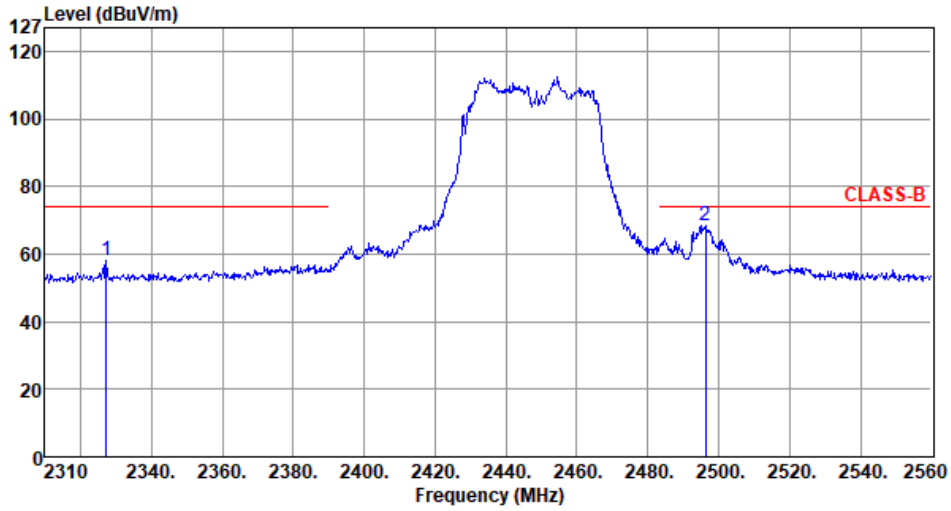

	Freq. MHz	Emission level dBuV/m	Limit dBuV/m	Margin dB	SA reading dBuV	Factor dB/m	Remark	ANT High cm	Turn Table deg
1	2327.25	58.08	74.00	-15.92	61.65	-3.57	Peak	230	308
2	2496.25	68.54	74.00	-5.46	72.44	-3.90	Peak	230	308

Note 1: Emission Level (dBuV/m) = SA Reading (dBuV) + Factor* (dB/m)
*Factor includes antenna factor , cable loss and amplifier gain
Note 2: Margin (dB) = Emission level (dBuV/m) – Limit (dBuV/m).

Modulation	be EHT40	Test Freq. (MHz)	2447
Polarization	Horizontal-Average		

Test By :Brad Wu Temperature(℃):24 Humidity(%):63

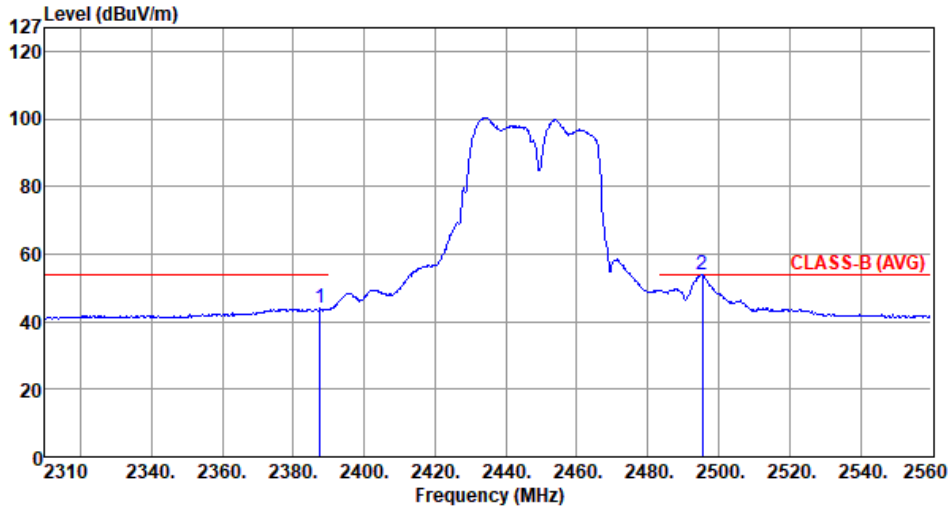

	Freq. MHz	Emission level dBuV/m	Limit dBuV/m	Margin dB	SA reading dBuV	Factor dB/m	Remark	ANT High cm	Turn Table deg
1	2387.50	43.89	54.00	-10.11	47.63	-3.74	Average	230	308
2	2495.50	53.81	54.00	-0.19	57.71	-3.90	Average	230	308

Note 1: Emission Level (dBuV/m) = SA Reading (dBuV) + Factor* (dB/m)
*Factor includes antenna factor , cable loss and amplifier gain
Note 2: Margin (dB) = Emission level (dBuV/m) – Limit (dBuV/m).

Modulation	be EHT40	Test Freq. (MHz)	2447
Polarization	Vertical-Peak		

Test By :Brad Wu Temperature(℃):24 Humidity(%):63

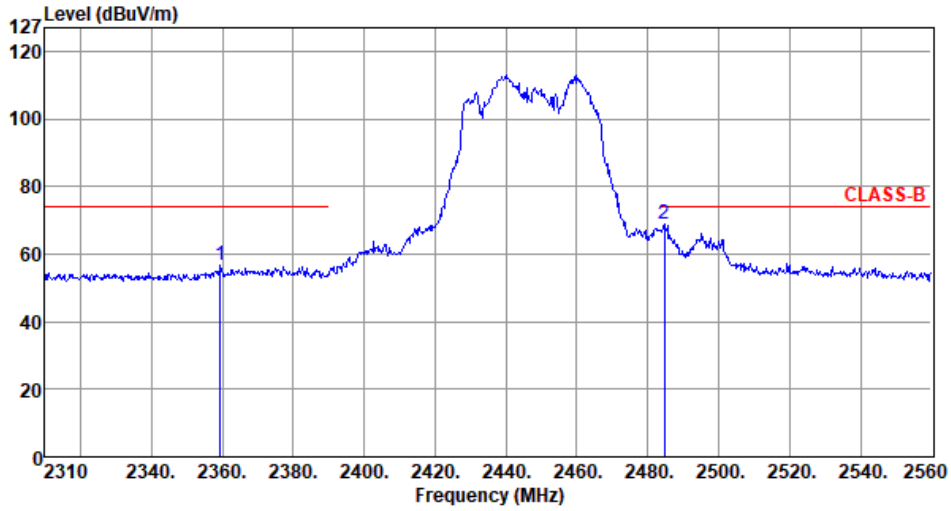

	Freq. MHz	Emission level dBuV/m	Limit dBuV/m	Margin dB	SA reading dBuV	Factor dB/m	Remark	ANT High cm	Turn Table deg
1	2359.50	56.83	74.00	-17.17	60.47	-3.64	Peak	222	94
2	2484.75	69.06	74.00	-4.94	72.89	-3.83	Peak	222	94

Note 1: Emission Level (dBuV/m) = SA Reading (dBuV) + Factor* (dB/m)
*Factor includes antenna factor , cable loss and amplifier gain
Note 2: Margin (dB) = Emission level (dBuV/m) – Limit (dBuV/m).

Modulation	be EHT40	Test Freq. (MHz)	2447
Polarization	Vertical-Average		

Test By :Brad Wu Temperature(℃):24 Humidity(%):63

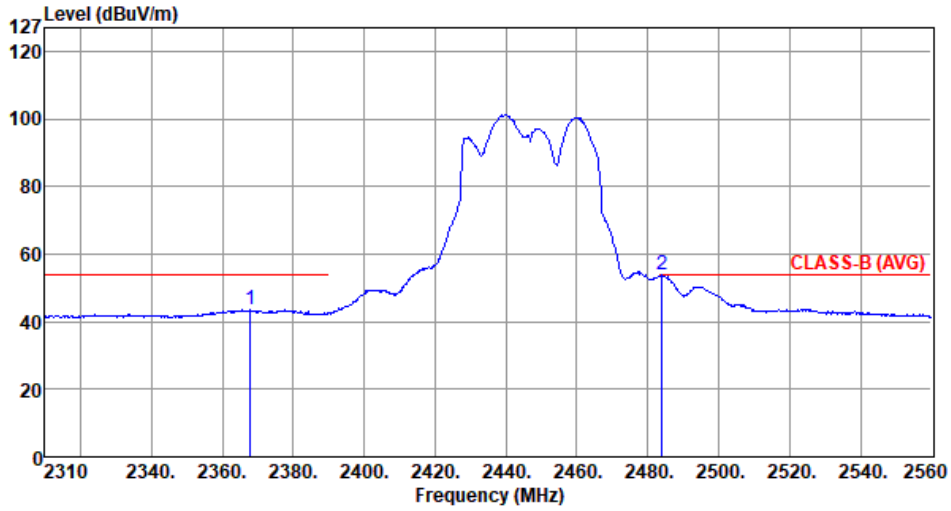

	Freq. MHz	Emission level dBuV/m	Limit dBuV/m	Margin dB	SA reading dBuV	Factor dB/m	Remark	ANT High cm	Turn Table deg
1	2368.00	43.43	54.00	-10.57	47.07	-3.64	Average	222	94
2	2484.00	53.75	54.00	-0.25	57.58	-3.83	Average	222	94

Note 1: Emission Level (dBuV/m) = SA Reading (dBuV) + Factor* (dB/m)
*Factor includes antenna factor , cable loss and amplifier gain
Note 2: Margin (dB) = Emission level (dBuV/m) – Limit (dBuV/m).

Modulation	be EHT40	**Test Freq. (MHz)**	2452
Polarization	Horizontal-Peak		

Test By :Brad Wu Temperature(℃):24 Humidity(%):63

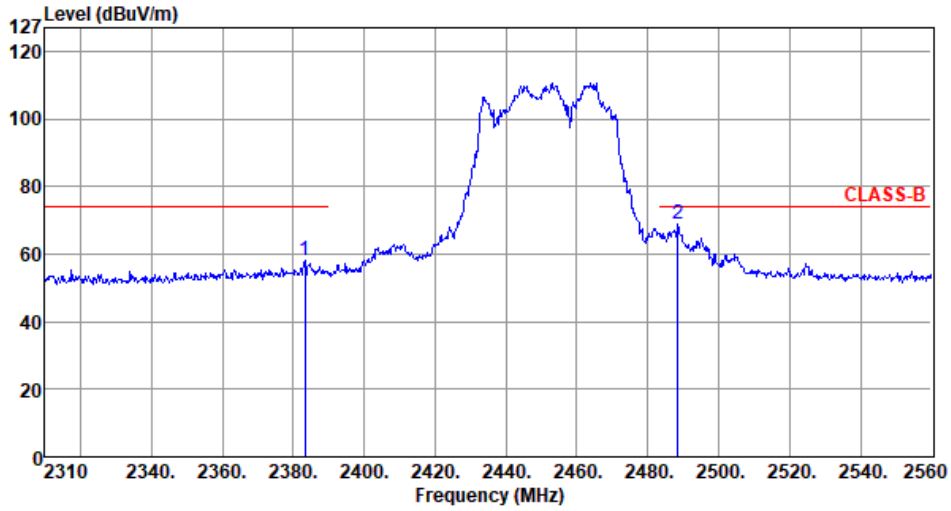

	Freq. MHz	Emission level dBuV/m	Limit dBuV/m	Margin dB	SA reading dBuV	Factor dB/m	Remark	ANT High cm	Turn Table deg
1	2383.25	58.08	74.00	-15.92	61.82	-3.74	Peak	186	201
2	2488.50	68.73	74.00	-5.27	72.57	-3.84	Peak	186	201

Note 1: Emission Level (dBuV/m) = SA Reading (dBuV) + Factor* (dB/m)
*Factor includes antenna factor , cable loss and amplifier gain
Note 2: Margin (dB) = Emission level (dBuV/m) – Limit (dBuV/m).

Modulation	be EHT40	Test Freq. (MHz)	2452
Polarization	Horizontal-Average		

Test By :Brad Wu Temperature(℃):24 Humidity(%):63

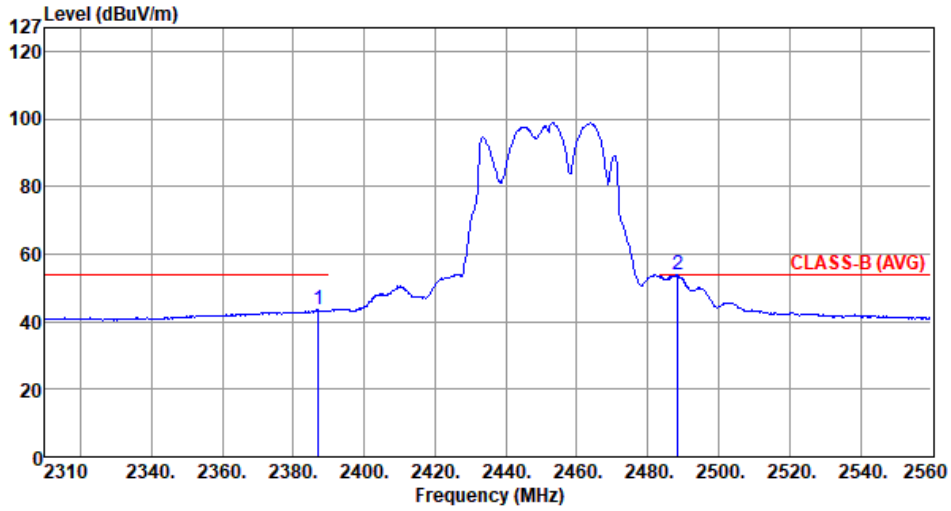

	Freq. MHz	Emission level dBuV/m	Limit dBuV/m	Margin dB	SA reading dBuV	Factor dB/m	Remark	ANT High cm	Turn Table deg
1	2387.00	43.38	54.00	-10.62	47.12	-3.74	Average	186	201
2	2488.50	53.80	54.00	-0.20	57.64	-3.84	Average	186	201

Note 1: Emission Level (dBuV/m) = SA Reading (dBuV) + Factor* (dB/m)
*Factor includes antenna factor , cable loss and amplifier gain
Note 2: Margin (dB) = Emission level (dBuV/m) – Limit (dBuV/m).

Modulation	be EHT40	**Test Freq. (MHz)**	2452
Polarization	Vertical-Peak		

Test By :Brad Wu Temperature(℃):24 Humidity(%):63

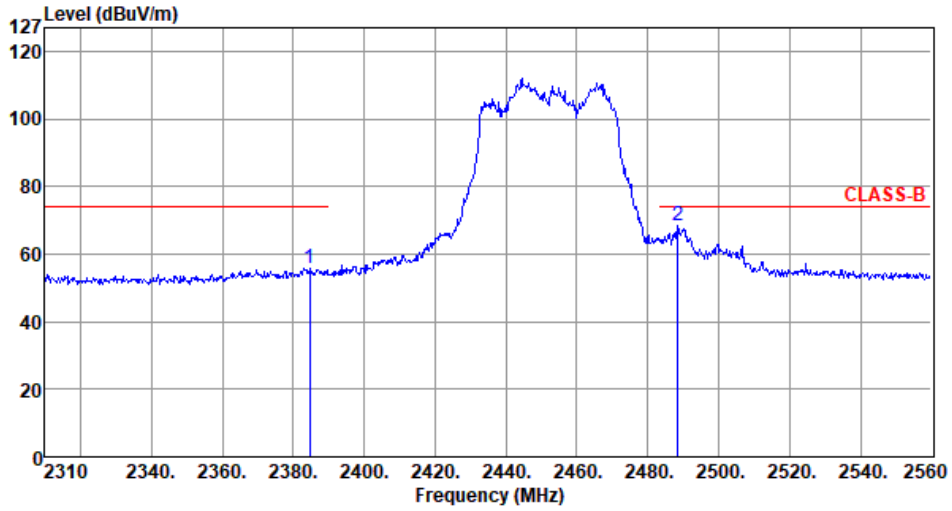

	Freq. MHz	Emission level dBuV/m	Limit dBuV/m	Margin dB	SA reading dBuV	Factor dB/m	Remark	ANT High cm	Turn Table deg
1	2384.75	55.78	74.00	-18.22	59.52	-3.74	Peak	180	90
2	2488.50	68.44	74.00	-5.56	72.28	-3.84	Peak	180	90

Note 1: Emission Level (dBuV/m) = SA Reading (dBuV) + Factor* (dB/m)
*Factor includes antenna factor , cable loss and amplifier gain
Note 2: Margin (dB) = Emission level (dBuV/m) – Limit (dBuV/m).

Modulation	be EHT40	**Test Freq. (MHz)**	2452
Polarization	Vertical-Average		

Test By :Brad Wu Temperature(℃):24 Humidity(%):63

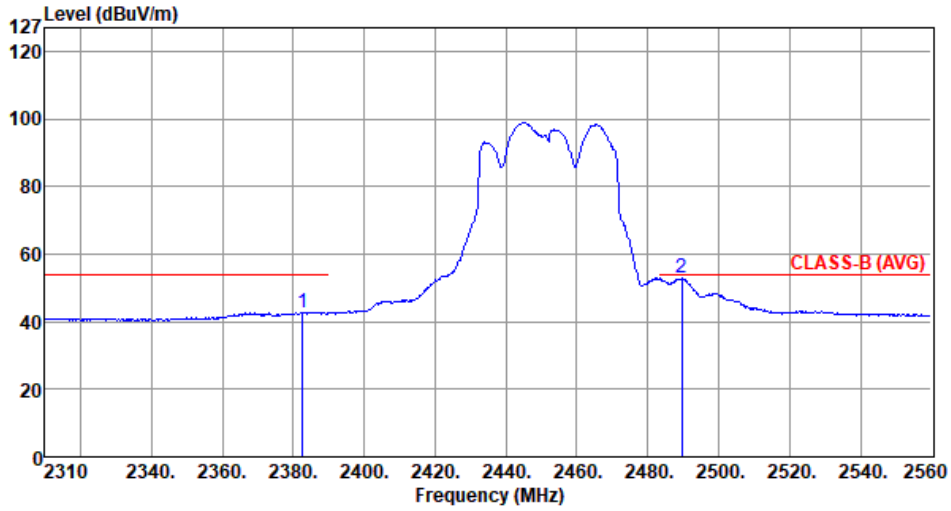

	Freq. MHz	Emission level dBuV/m	Limit dBuV/m	Margin dB	SA reading dBuV	Factor dB/m	Remark	ANT High cm	Turn Table deg
1	2382.75	42.84	54.00	-11.16	46.58	-3.74	Average	180	90
2	2489.50	53.02	54.00	-0.98	56.86	-3.84	Average	180	90

Note 1: Emission Level (dBuV/m) = SA Reading (dBuV) + Factor* (dB/m)
*Factor includes antenna factor , cable loss and amplifier gain
Note 2: Margin (dB) = Emission level (dBuV/m) – Limit (dBuV/m).

2.4-2.4835GHz_802.11b_Nss1,(1Mbps)_4TX **CSENdB**

2412MHz

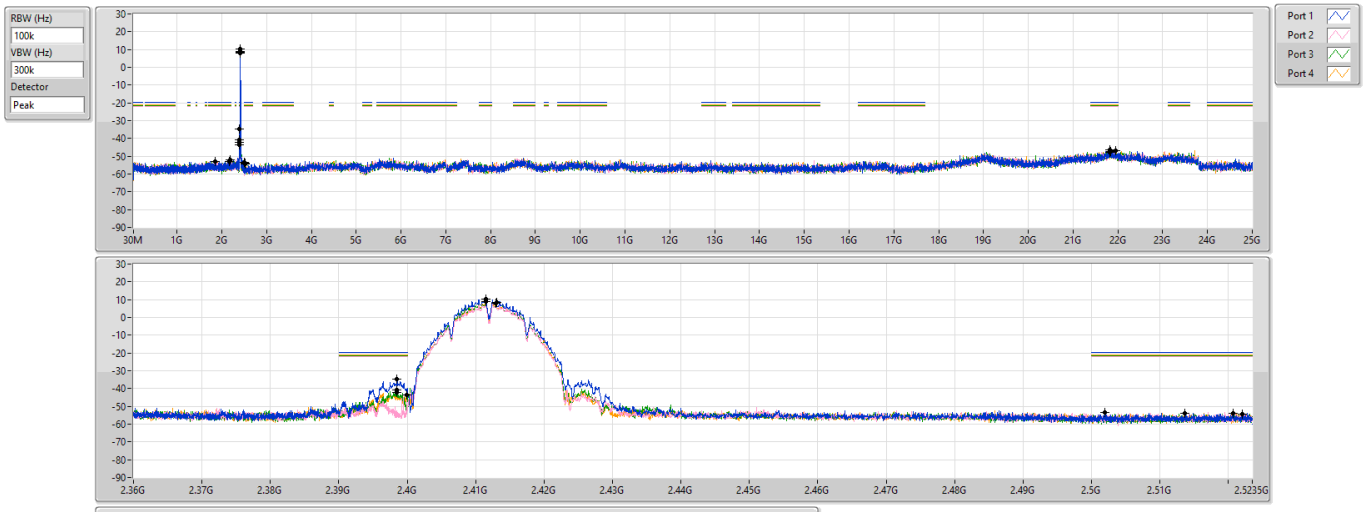

Ref(Hz)	Ref(dBm)	Limit(dBm)	Freq(Hz)	Level(dBm)	Freq(Hz)	Level(dBm)	Freq(Hz)	Level(dBm)	Freq(Hz)	Level(dBm)	Port
2.41148G	10.19	-19.81	2.18525G	-51.99	2.3985G	-34.73	2.52066G	-53.86	21.95724G	-46.87	1
2.41294G	7.99	-22.01	2.17826G	-51.86	2.39996G	-43.47	2.50194G	-53.46	21.81958G	-46.64	2
2.41303G	8.62	-21.38	1.85206G	-52.91	2.3985G	-40.96	2.522G	-54.26	21.82238G	-47.68	3
2.41148G	8.89	-21.11	2.16079G	-52.81	2.39852G	-42.22	2.51364G	-53.73	21.83643G	-47.45	4

2.4-2.4835GHz_802.11b_Nss1,(1Mbps)_4TX **CSENdB**

2437MHz

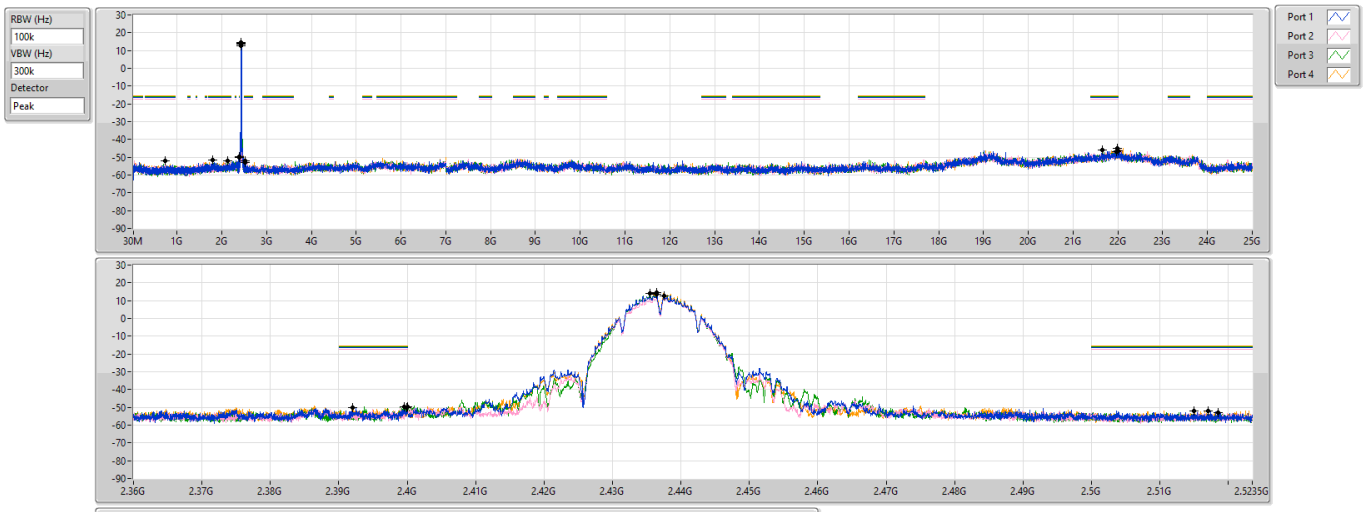

Ref(Hz)	Ref(dBm)	Limit(dBm)	Freq(Hz)	Level(dBm)	Freq(Hz)	Level(dBm)	Freq(Hz)	Level(dBm)	Freq(Hz)	Level(dBm)	Port
2.43649G	13.68	-16.32	2.13399G	-52.14	2.39998G	-50.27	2.517G	-51.98	21.64538G	-45.89	1
2.43749G	12.64	-17.36	1.8008G	-51.65	2.4G	-49.82	2.51848G	-52.89	21.96567G	-46.94	2
2.43549G	13.87	-16.13	745.31M	-52.15	2.39954G	-49.48	2.51494G	-52.19	21.98815G	-44.85	3
2.43649G	14.50	-15.50	2.12351G	-51.96	2.39202G	-50.18	2.5171G	-51.87	22.00782G	-46.30	4

2.4-2.4835GHz_802.11b_Nss1,(1Mbps)_4TX **CSENdB**

2462MHz

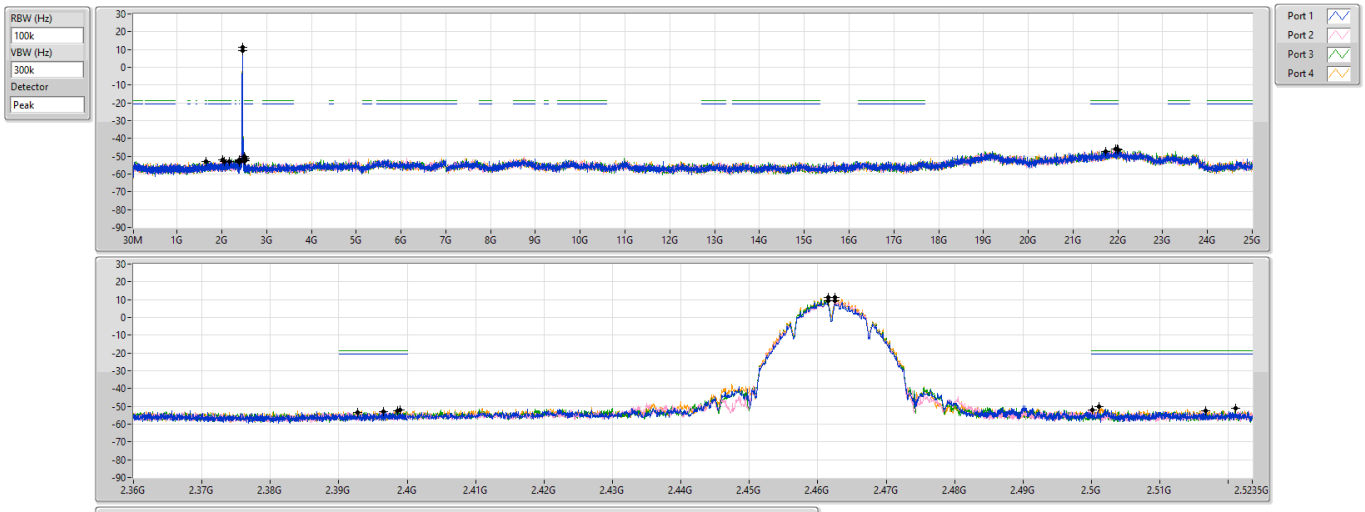

Ref(Hz)	Ref(dBm)	Limit(dBm)	Freq(Hz)	Level(dBm)	Freq(Hz)	Level(dBm)	Freq(Hz)	Level(dBm)	Freq(Hz)	Level(dBm)	Port
2.4615G	9.27	-20.73	2.16079G	-53.14	2.39278G	-53.40	2.52108G	-51.13	21.94601G	-45.97	1
2.4625G	9.54	-20.46	2.05594G	-52.98	2.39654G	-53.01	2.51668G	-52.37	21.99658G	-46.03	2
2.4625G	11.41	-18.59	1.65634G	-52.80	2.39856G	-52.43	2.50014G	-52.10	21.99939G	-46.28	3
2.4615G	11.19	-18.81	2.02448G	-51.84	2.39896G	-52.03	2.50108G	-50.25	21.72124G	-47.15	4

2.4-2.4835GHz_802.11g_Nss1,(6Mbps)_4TX **CSENdB**

2412MHz

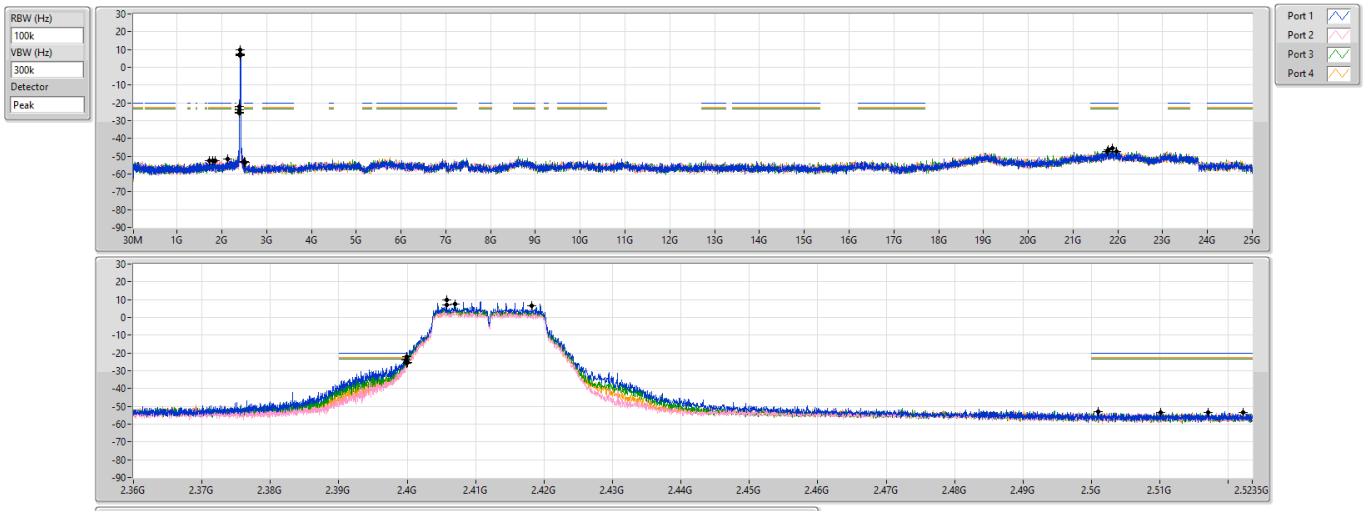

Ref(Hz)	Ref(dBm)	Limit(dBm)	Freq(Hz)	Level(dBm)	Freq(Hz)	Level(dBm)	Freq(Hz)	Level(dBm)	Freq(Hz)	Level(dBm)	Port
2.40572G	9.61	-20.39	1.79032G	-52.63	2.3999G	-22.12	2.50102G	-52.74	21.78305G	-46.46	1
2.40572G	7.03	-22.97	1.71343G	-52.37	2.3999G	-25.78	2.51708G	-53.64	21.76338G	-47.27	2
2.41824G	6.58	-23.42	2.12933G	-51.56	2.39984G	-24.13	2.52222G	-53.33	21.88139G	-45.51	3
2.40697G	7.68	-22.32	1.85323G	-52.56	2.4G	-25.32	2.51012G	-53.41	21.97691G	-47.53	4

2.4-2.4835GHz_802.11g_Nss1,(6Mbps)_4TX **CSENdB**

2437MHz

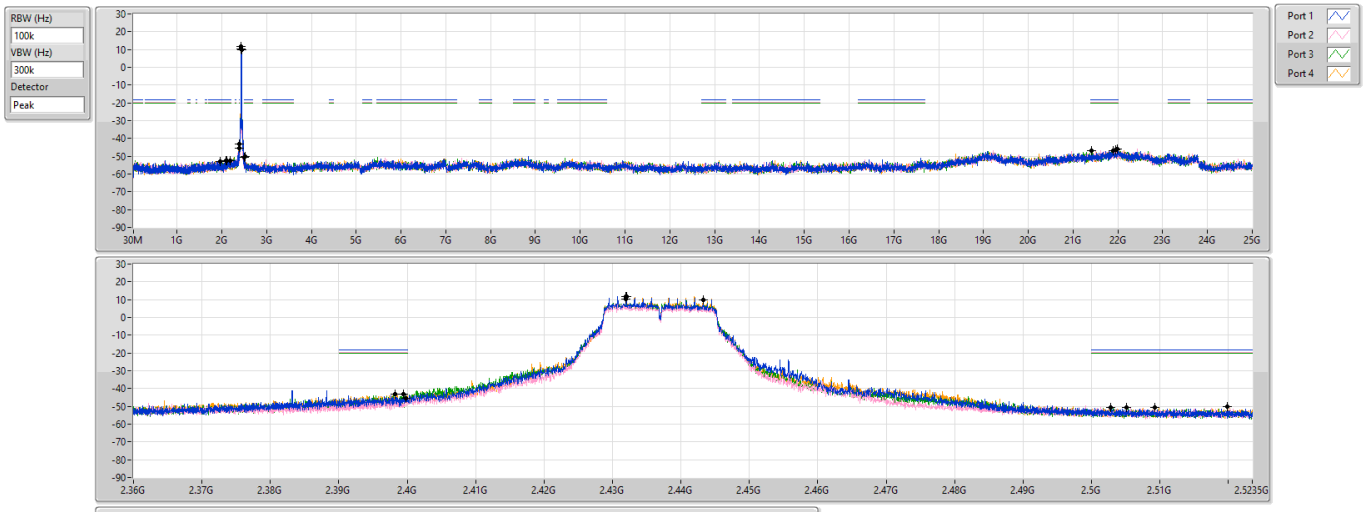

Ref(Hz)	Ref(dBm)	Limit(dBm)	Freq(Hz)	Level(dBm)	Freq(Hz)	Level(dBm)	Freq(Hz)	Level(dBm)	Freq(Hz)	Level(dBm)	Port
2.43202G	11.68	-18.32	2.18059G	-52.44	2.39826G	-43.20	2.51982G	-50.34	21.88981G	-46.94	1
2.43198G	10.54	-19.46	2.09671G	-52.50	2.39978G	-45.36	2.50276G	-50.43	21.9432G	-46.38	2
2.44329G	10.04	-19.96	2.10603G	-52.40	2.39822G	-43.18	2.5051G	-50.63	21.98815G	-46.01	3
2.43198G	11.91	-18.09	1.96157G	-52.91	2.39948G	-43.15	2.50922G	-50.43	21.40657G	-47.03	4

2.4-2.4835GHz_802.11g_Nss1,(6Mbps)_4TX **CSENdB**

2462MHz

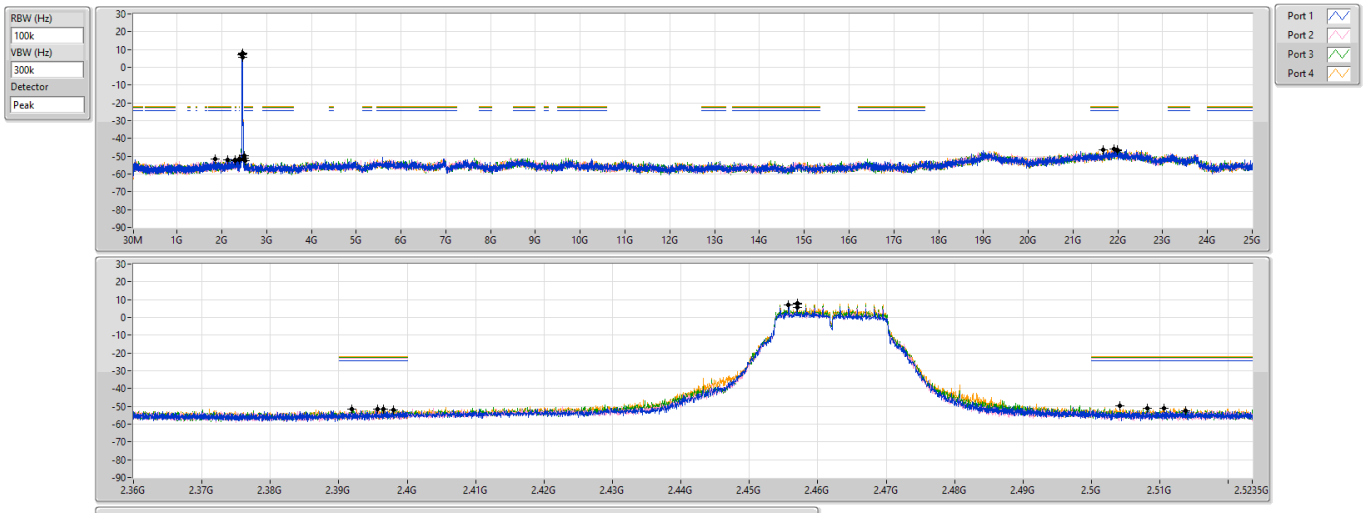

Ref(Hz)	Ref(dBm)	Limit(dBm)	Freq(Hz)	Level(dBm)	Freq(Hz)	Level(dBm)	Freq(Hz)	Level(dBm)	Freq(Hz)	Level(dBm)	Port
2.45703G	5.74	-24.26	2.12467G	-51.84	2.39656G	-51.74	2.51378G	-52.30	21.90667G	-46.00	1
2.45574G	6.96	-23.04	2.30292G	-52.15	2.398G	-52.07	2.5106G	-51.27	21.67348G	-46.27	2
2.45699G	7.66	-22.34	1.85323G	-51.37	2.3957G	-51.55	2.50818G	-51.29	21.98815G	-46.89	3
2.45699G	8.02	-21.98	2.30175G	-52.58	2.39194G	-51.71	2.50412G	-49.73	21.99096G	-46.53	4

2.4-2.4835GHz_802.11be EHT20_Nss1,(MCS0)_4TX **CSENdB**

2412MHz

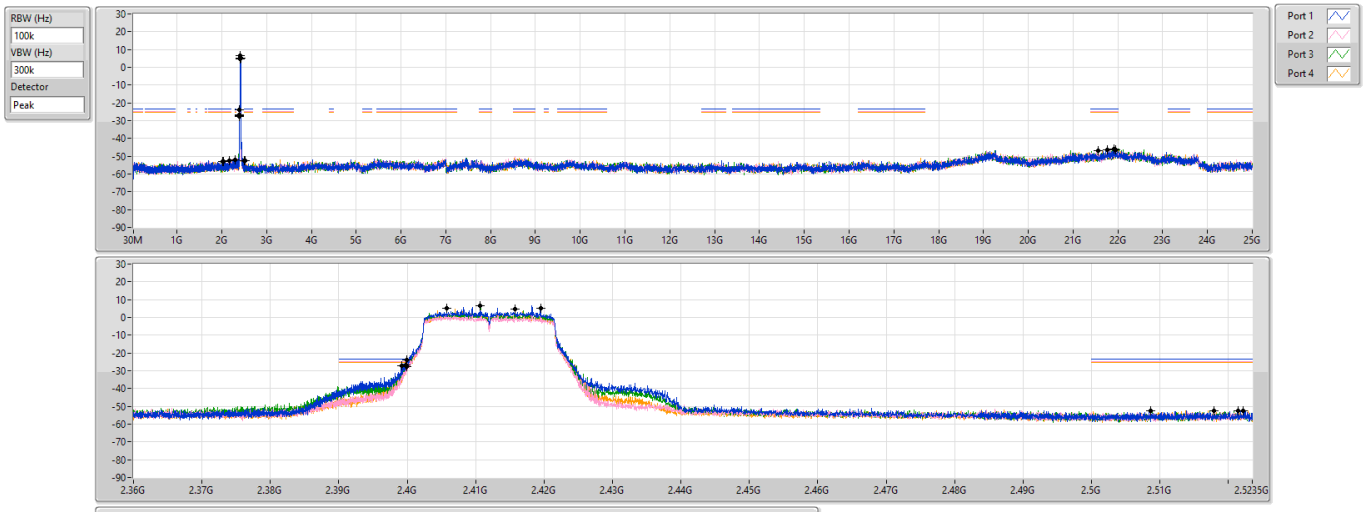

Ref(Hz)	Ref(dBm)	Limit(dBm)	Freq(Hz)	Level(dBm)	Freq(Hz)	Level(dBm)	Freq(Hz)	Level(dBm)	Freq(Hz)	Level(dBm)	Port
2.41069G	6.58	-23.42	2.02099G	-53.20	2.3999G	-23.79	2.5087G	-52.36	21.9151G	-45.80	1
2.40572G	5.01	-24.99	2.03963G	-52.77	2.39992G	-27.68	2.51784G	-52.62	21.76338G	-46.40	2
2.4195G	5.08	-24.92	2.30408G	-51.97	2.39984G	-26.64	2.52222G	-52.50	21.56671G	-46.71	3
2.41574G	4.79	-25.21	2.17593G	-52.42	2.39922G	-26.96	2.52138G	-52.43	21.95162G	-46.58	4

2.4-2.4835GHz_802.11be EHT20_Nss1,(MCS0)_4TX **CSENdB**

2437MHz

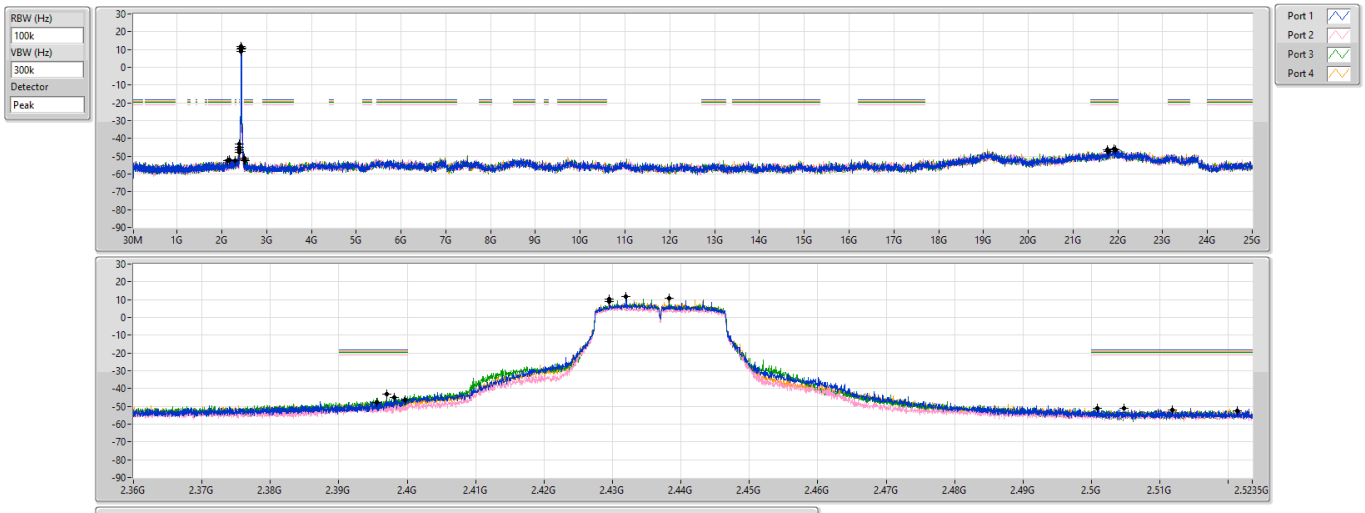

Ref(Hz)	Ref(dBm)	Limit(dBm)	Freq(Hz)	Level(dBm)	Freq(Hz)	Level(dBm)	Freq(Hz)	Level(dBm)	Freq(Hz)	Level(dBm)	Port
2.43198G	11.50	-18.50	2.13399G	-52.71	2.39702G	-42.94	2.5009G	-51.21	21.75776G	-46.51	1
2.42948G	9.10	-20.90	2.30059G	-52.55	2.39552G	-47.99	2.52128G	-52.66	21.79148G	-47.12	2
2.42952G	10.23	-19.77	2.17477G	-52.18	2.39806G	-44.93	2.51176G	-51.95	21.96005G	-46.33	3
2.43824G	10.83	-19.17	2.17477G	-51.82	2.39966G	-46.21	2.50478G	-51.20	21.91229G	-46.05	4

2.4-2.4835GHz_802.11be EHT20_Nss1,(MCS0)_4TX **CSENdB**

2462MHz

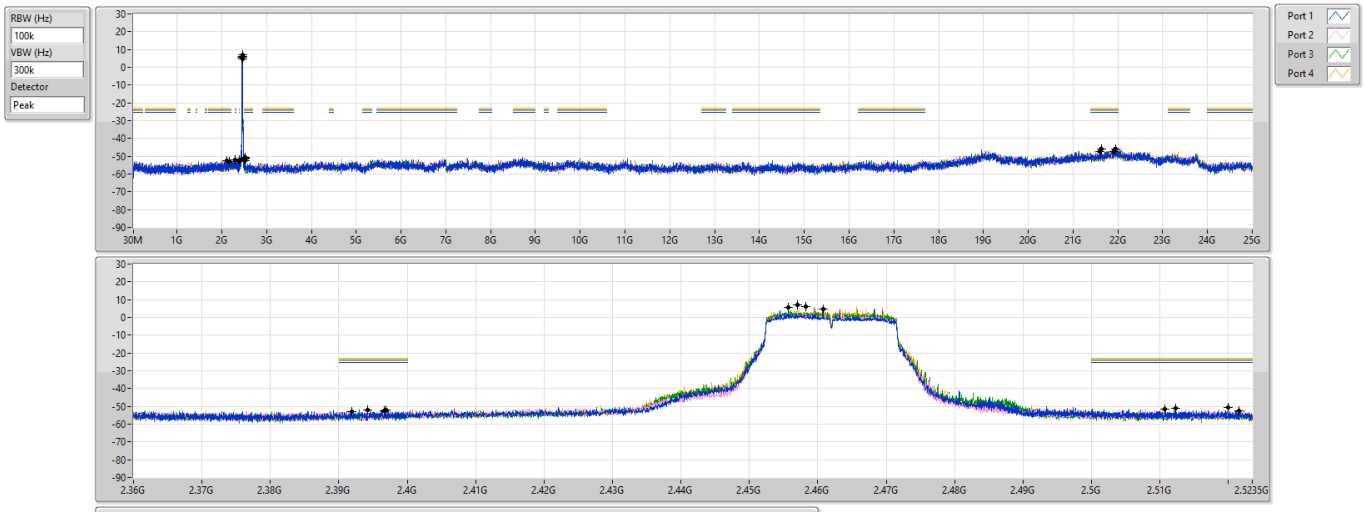

Ref(Hz)	Ref(dBm)	Limit(dBm)	Freq(Hz)	Level(dBm)	Freq(Hz)	Level(dBm)	Freq(Hz)	Level(dBm)	Freq(Hz)	Level(dBm)	Port
2.46075G	4.68	-25.32	2.17011G	-52.90	2.39692G	-52.07	2.51226G	-51.26	21.62572G	-46.14	1
2.45574G	5.48	-24.52	2.30175G	-52.06	2.39424G	-52.16	2.51998G	-50.49	21.9151G	-47.54	2
2.45824G	6.10	-23.90	2.11535G	-52.65	2.3919G	-53.15	2.5215G	-52.45	21.60605G	-47.17	3
2.45703G	6.81	-23.19	2.10953G	-52.45	2.39668G	-52.58	2.51074G	-51.66	21.95162G	-46.06	4

2.4-2.4835GHz_802.11be EHT40_Nss1,(MCS0)_4TX **CSENdB**

2422MHz

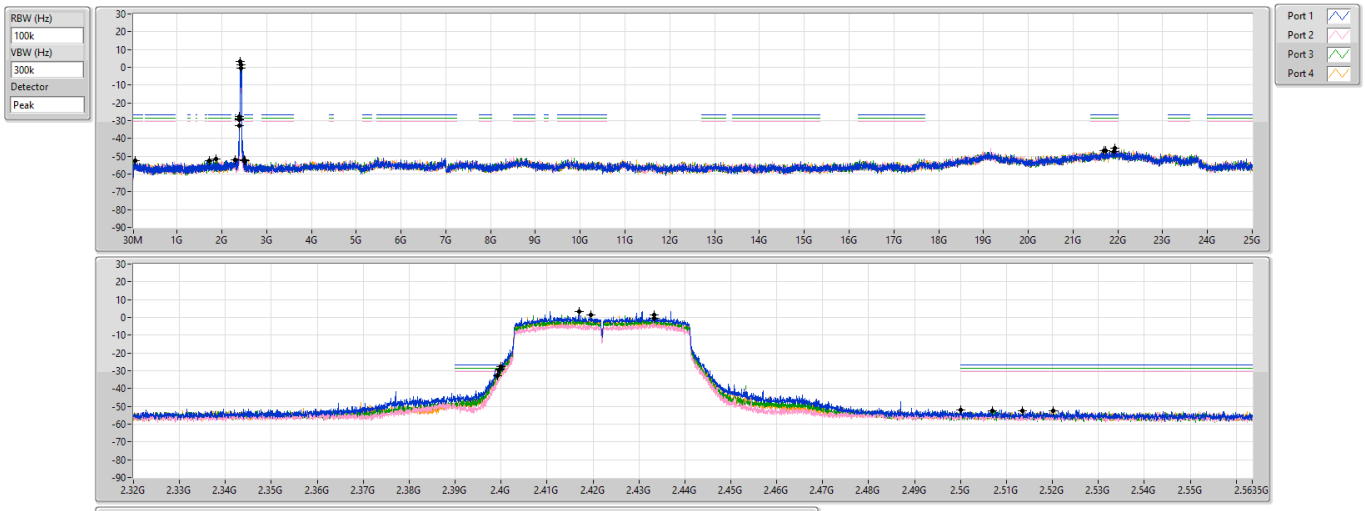

Ref(Hz)	Ref(dBm)	Limit(dBm)	Freq(Hz)	Level(dBm)	Freq(Hz)	Level(dBm)	Freq(Hz)	Level(dBm)	Freq(Hz)	Level(dBm)	Port
2.41699G	3.50	-26.50	1.862G	-51.55	2.4G	-27.89	2.5001G	-51.84	21.90937G	-47.29	1
2.43323G	-0.47	-30.47	58.63M	-52.54	2.39932G	-32.68	2.51354G	-52.66	21.72988G	-46.79	2
2.43323G	1.50	-28.50	2.30741G	-52.11	2.39968G	-29.68	2.52014G	-52.42	21.69062G	-46.74	3
2.41946G	1.36	-28.64	1.7143G	-52.50	2.39984G	-29.12	2.50698G	-52.62	21.93742G	-45.56	4

2.4-2.4835GHz_802.11be EHT40_Nss1,(MCS0)_4TX **CSENdB**

2437MHz

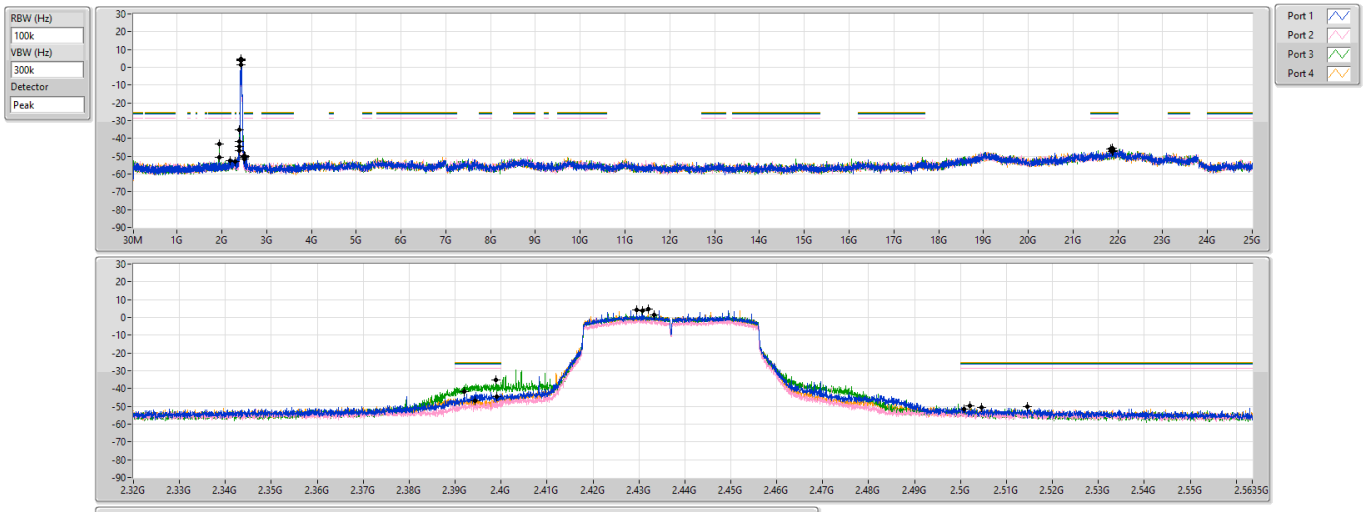

Ref(Hz)	Ref(dBm)	Limit(dBm)	Freq(Hz)	Level(dBm)	Freq(Hz)	Level(dBm)	Freq(Hz)	Level(dBm)	Freq(Hz)	Level(dBm)	Port
2.43073G	3.86	-26.14	1.94673G	-50.56	2.39196G	-41.53	2.50206G	-49.72	21.87852G	-47.22	1
2.43323G	1.33	-28.67	2.19062G	-52.39	2.39428G	-46.75	2.50074G	-51.64	21.84767G	-45.76	2
2.42948G	4.06	-25.94	1.93643G	-43.35	2.39892G	-35.06	2.5145G	-50.07	21.88413G	-45.56	3
2.43198G	4.46	-25.54	2.30283G	-52.79	2.399G	-44.32	2.5045G	-50.84	21.89254G	-46.83	4

2.4-2.4835GHz_802.11be EHT40_Nss1,(MCS0)_4TX **CSENdB**

2452MHz

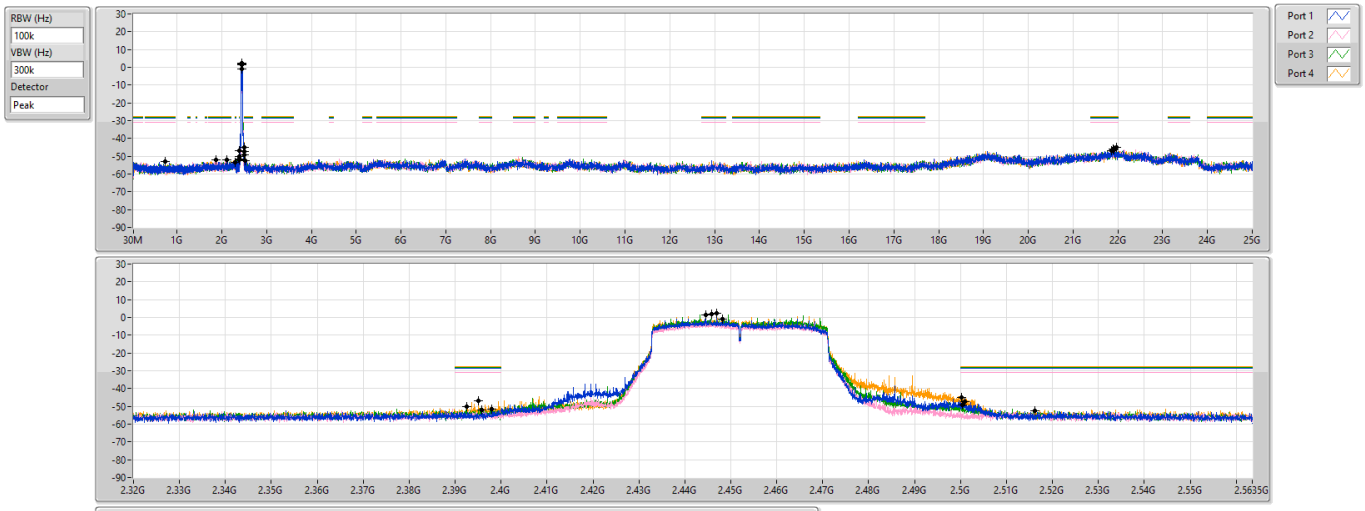

Ref(Hz)	Ref(dBm)	Limit(dBm)	Freq(Hz)	Level(dBm)	Freq(Hz)	Level(dBm)	Freq(Hz)	Level(dBm)	Freq(Hz)	Level(dBm)	Port
2.44451G	1.26	-28.74	2.30741G	-53.29	2.39792G	-51.71	2.50102G	-47.48	21.90096G	-45.77	1
2.44822G	-0.84	-30.84	1.87231G	-52.08	2.39584G	-52.09	2.5161G	-52.55	21.90657G	-46.25	2
2.44576G	1.69	-28.31	2.10932G	-52.24	2.39244G	-50.30	2.50046G	-49.24	21.85609G	-46.70	3
2.44697G	2.33	-27.67	735.32M	-52.77	2.39508G	-47.07	2.50022G	-45.20	21.97107G	-44.95	4

Modulation Mode	11b	**Test Freq. (MHz)**	2437
Power Phase	Line		

Test by : Akun Chung_ Temperature: 25°C Humidity: 65%

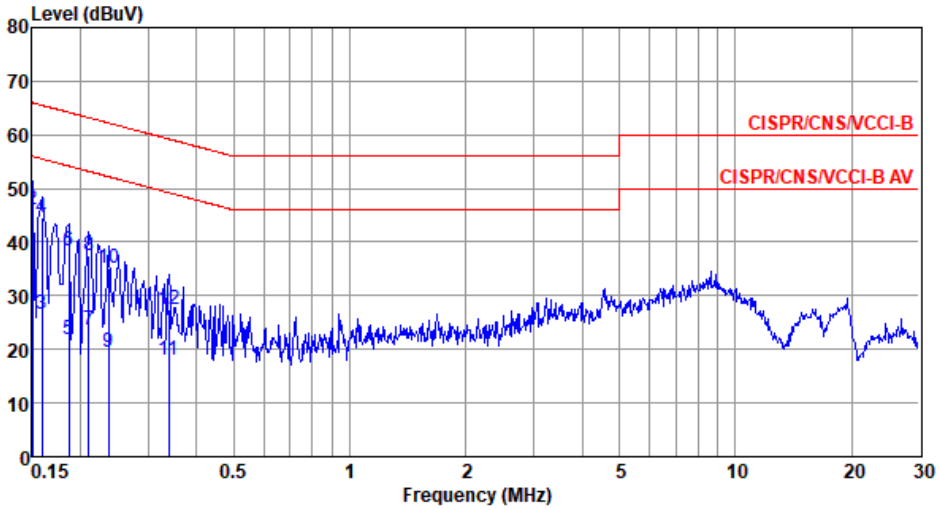

	Freq MHz	Level dBuV	Limit Line dBuV	Over Limit dB	Read Level dBuV	Factor dB	Cable loss dB	Aux dB	Remark
1	0.150	29.26	56.00	-26.74	19.48	9.75	0.03	0.00	Average
2*	0.150	45.93	66.00	-20.07	36.15	9.75	0.03	0.00	QP
3	0.159	26.68	55.52	-28.84	16.90	9.75	0.03	0.00	Average
4	0.159	44.60	65.52	-20.92	34.82	9.75	0.03	0.00	QP
5	0.186	21.96	54.20	-32.24	12.17	9.75	0.04	0.00	Average
6	0.186	38.35	64.20	-25.85	28.56	9.75	0.04	0.00	QP
7	0.211	23.50	53.18	-29.68	13.71	9.75	0.04	0.00	Average
8	0.211	37.37	63.18	-25.81	27.58	9.75	0.04	0.00	QP
9	0.237	19.53	52.22	-32.69	9.74	9.75	0.04	0.00	Average
10	0.237	35.04	62.22	-27.18	25.25	9.75	0.04	0.00	QP
11	0.339	17.92	49.22	-31.30	8.13	9.75	0.04	0.00	Average
12	0.339	27.50	59.22	-31.72	17.71	9.75	0.04	0.00	QP

Note 1: Level (dBuV) = Read Level (dBuV) + LISN Factor (dB) + Cable Loss (dB) + Aux (dB).
2: Over Limit (dB) = Level (dBuV) – Limit Line (dBuV).

Modulation Mode	11b	Test Freq. (MHz)	2437
Power Phase	Neutral		

Test by : Akun Chung_ Temperature: 25°C Humidity: 65%

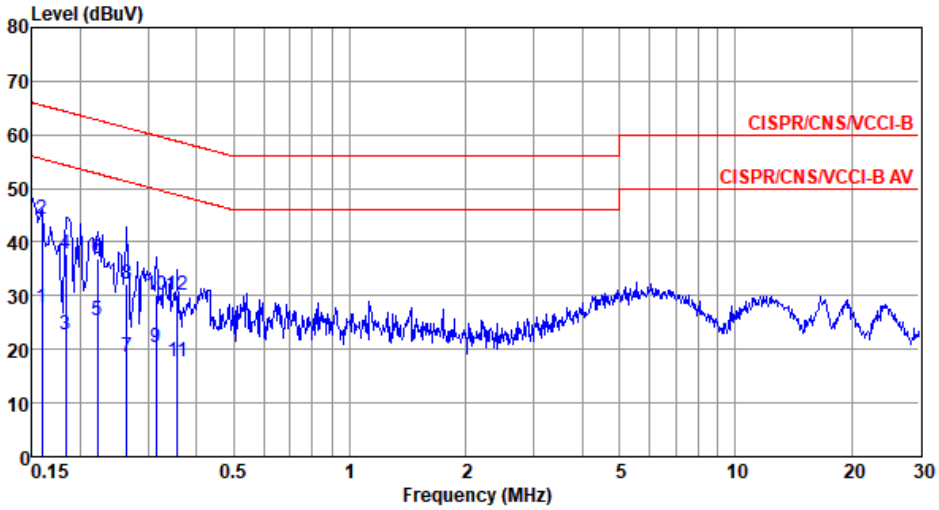

	Freq MHz	Level dBuV	Limit Line dBuV	Over Limit dB	Read Level dBuV	Factor dB	Cable loss dB	Aux dB	Remark
1	0.159	27.73	55.52	-27.79	17.96	9.74	0.03	0.00	Average
2*	0.159	44.17	65.52	-21.35	34.40	9.74	0.03	0.00	QP
3	0.183	22.67	54.33	-31.66	12.89	9.74	0.04	0.00	Average
4	0.183	37.77	64.33	-26.56	27.99	9.74	0.04	0.00	QP
5	0.222	25.42	52.74	-27.32	15.64	9.74	0.04	0.00	Average
6	0.222	36.92	62.74	-25.82	27.14	9.74	0.04	0.00	QP
7	0.264	18.50	51.29	-32.79	8.72	9.74	0.04	0.00	Average
8	0.264	32.27	61.29	-29.02	22.49	9.74	0.04	0.00	QP
9	0.315	20.46	49.84	-29.38	10.67	9.75	0.04	0.00	Average
10	0.315	30.02	59.84	-29.82	20.23	9.75	0.04	0.00	QP
11	0.358	17.67	48.78	-31.11	7.88	9.75	0.04	0.00	Average
12	0.358	30.00	58.78	-28.78	20.21	9.75	0.04	0.00	QP

Note 1: Level (dBuV) = Read Level (dBuV) + LISN Factor (dB) + Cable Loss (dB) + Aux (dB).
2: Over Limit (dB) = Level (dBuV) – Limit Line (dBuV).