FCC Test Report

FCC ID	:	**2BV36EE6610-20**
Equipment	:	**Tri-Band Wireless BE19000 10G Ethernet Gateway**
Model No.	:	**EE6610-20**
Brand Name	:	**ZYXEL**
Applicant	:	**ZYXEL Communications Inc.**
Address	:	**1130 N. Miller Street, Anaheim, CA 92806, USA**
Standard	:	**47 CFR FCC Part 15.407**
Received Date	:	**Jul. 31, 2026**
Tested Date	:	**Aug. 13 ~ Aug. 22, 2026**

We, International Certification Corporation, would like to declare that the tested sample has been evaluated and in compliance with the requirement of the above standards. The test results contained in this report refer exclusively to the product. It shall not be reproduced except in full without the written approval of our laboratory.

Reviewed by: **Approved by:**

Along Chen / Manager **Gary Chang / Manager**

Table of Contents

1 GENERAL DESCRIPTION 5

1.1 Information 5
1.2 Local Support Equipment List 11
1.3 Test Setup Chart 11
1.4 The Equipment List 12
1.5 Test Standards 13
1.6 Reference Guidance 13
1.7 Deviation from Test Standard and Measurement Procedure 13
1.8 Measurement Uncertainty 14

2 TEST CONFIGURATION 15

2.1 Testing Facility 15
2.2 The Worst Test Modes and Channel Details 16

3 TRANSMITTER TEST RESULTS 18

3.1 Emission Bandwidth 18
3.2 Conducted Output Power 19
3.3 Power Spectral Density 21
3.4 Unwanted Emissions 23
3.5 Frequency Stability 26
3.6 AC Power Line Conducted Emissions 27

4 TEST LABORATORY INFORMATION 28

Appendix A. Emission Bandwidth
Appendix B. Conducted Output Power
Appendix C. Power Spectral Density
Appendix D. Unwanted Emissions
Appendix E. Frequency Stability
Appendix F. AC Power Line Conducted Emissions

Release Record

Report No.	Version	Description	Issued Date
FR673101AN	Rev. 01	Initial issue	Oct. 07, 2026

Summary of Test Results

FCC Rules	Test Items	Measured	Result
15.207	AC Power Line Conducted Emissions	[dBuV]: 0.150MHz 45.80 (Margin -20.20dB) - QP	Pass
15.407(b) 15.209	Unwanted Emissions	[dBuV/m at 3m]: 17475.00MHz 68.09 (Margin -0.11dB) - PK	Pass
15.407(a)	Emission Bandwidth	Meet the requirement of limit	Pass
15.407(e)	6dB bandwidth	Meet the requirement of limit	Pass
15.407(a)	Conducted Output Power	Max Power [dBm]: ***Non-beamforming mode*** 5150~5250MHz: 28.37 5250~5350MHz: 23.81 5470~5725MHz: 23.58 5725~5850MHz: 29.70 ***Beamforming mode*** 5150~5250MHz: 25.97 5250~5350MHz: 21.78 5470~5725MHz: 20.88 5725~5850MHz: 27.07	Pass
15.407(a)	Power Spectral Density	Meet the requirement of limit	Pass
15.407(g)	Frequency Stability	Meet the requirement of limit	Pass
15.203	Antenna Requirement	Meet the requirement of limit	Pass

Declaration of Conformity:
The test results with all measurement uncertainty excluded are presented in accordance with the regulation limits or requirements declared by manufacturers.
Comments and Explanations:
The declared of product specification for EUT presented in the report are provided by the manufacturer, and the manufacturer takes all the responsibilities for the accuracy of product specification.

1 General Description

1.1 Information

1.1.1 Specification of the Equipment under Test (EUT)

RF General Information					
Frequency Range (MHz)	**IEEE Std. 802.11**	**Ch. Freq. (MHz)**	**Channel Number**	**Transmit Chains (N_{TX})**	**Data Rate / MCS**
5150-5250 5250-5350 5470-5725 5725-5850	a	5180-5240 5260-5320 5500-5720 5745-5825	36-48 [4] 52-64 [4] 100-144 [12] 149-165 [5]	4	6-54 Mbps
5150-5250 5250-5350 5470-5725 5725-5850	n (HT20) ac (VHT20) ax (HE20) be (EHT20)	5180-5240 5260-5320 5500-5720 5745-5825	36-48 [4] 52-64 [4] 100-144 [12] 149-165 [5]	4	MCS 0-31 MCS 0-9 MCS 0-11 MCS 0-13
5150-5250 5250-5350 5470-5725 5725-5850	n (HT40) ac (VHT40) ax (HE40) be (EHT40)	5190-5230 5270-5310 5510-5710 5755-5795	38-46 [2] 54-62 [2] 102-142 [6] 151-159 [2]	4	MCS 0-31 MCS 0-9 MCS 0-11 MCS 0-13
5150-5250 5250-5350 5470-5725 5725-5850	ac (VHT80) ax (HE80) be (EHT80)	5210 5290 5530~5690 5775	42 [1] 58 [1] 106-138 [3] 155 [1]	4	MCS 0-9 MCS 0-11 MCS 0-13
5150-5250 5250-5350 5470-5725	ac (VHT160) ax (HE160) be (EHT160)	5250 5570	50 [1] 114 [1]	4	MCS 0-11 MCS 0-11 MCS 0-13
Note: OFDM-BPSK, QPSK, 16QAM, 64QAM, 256QAM, 1024QAM and 4096QAM modulation.					

1.1.2 Antenna Details

Brand	Model	Type	Connector	Operating Frequencies (MHz) / Antenna Gain (dBi)			
				5150~5250	**5250~5350**	**5470~5725**	**5725~5850**
PSA	56-001-000851Z	PCB	IPEX	4.18	4.03	4.76	5.37
PSA	56-001-000852Z	PCB	IPEX	4.59	4.81	3.85	5.10
PSA	56-001-000853Z	PCB	IPEX	5.62	5.10	4.68	4.90
PSA	56-001-000854Z	PCB	IPEX	5.02	5.47	4.61	5.46

1.1.3 Configuration of Equipment under Test (EUT)

Power Supply Type	12Vdc from adapter	
TPC	☒ Support	☐ Not support
Beamforming	☒ Support	☐ Not support
RU Configuration	☒ Full RU	☐ Partial RU
Channel Puncturing	☐ Support	☒ Not support

1.1.4 Accessories

Accessories		
No.	**Equipment**	**Description**
1	AC adapter	Brand: Frecom Model: F42L1-120350SPAU I/P: 100-240Vac, 50/60Hz 1.4A O/P: 12.0Vdc, 3.5A Power Line: 1.5m non-shielded without core
2	RJ45 cable	1m non-shielded without core

1.1.5 Channel List

802.11a / n HT20 / ac VHT20 / ax HE20 / be EHT20		802.11n HT40 / ac VHT40 / ax HE40 / be EHT40	
Channel	**Frequency(MHz)**	**Channel**	**Frequency(MHz)**
36	5180	38	5190
40	5200	46	5230
44	5220	54	5270
48	5240	62	5310
52	5260	102	5510
56	5280	110	5550
60	5300	118	5590
64	5320	126	5630
100	5500	134	5670
104	5520	142	5710
108	5540	151	5755
112	5560	159	5795
116	5580	**802.11ac VHT80 / ax HE80 / be EHT80**	
120	5600	42	5210
124	5620	58	5290
128	5640	106	5530
132	5660	122	5610
136	5680	138	5690
140	5700	155	5775
144	5720	**802.11ac VHT160 / ax HE160 / be EHT160**	
149	5745	50	5250
153	5765	114	5570
157	5785	---	---
161	5805	---	---
165	5825	---	---

1.1.6 Test Tool and Duty Cycle

Test Tool	QSPR x86, Version: 6.00.00267.3		
Duty Cycle and Duty Factor	**Mode**	**Duty Cycle (%)**	**Duty Factor (dB)**
	11a	99.36%	0.03
	be EHT20	98.30%	0.07
	be EHT40	98.47%	0.07
	be EHT80	99.79%	0.01
	be EHT160	99.73%	0.01

11a

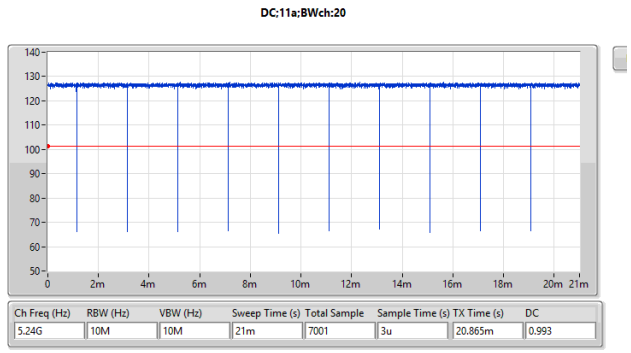

be EHT20

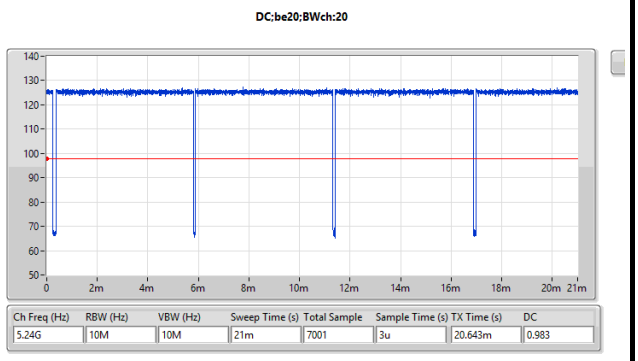

be EHT40

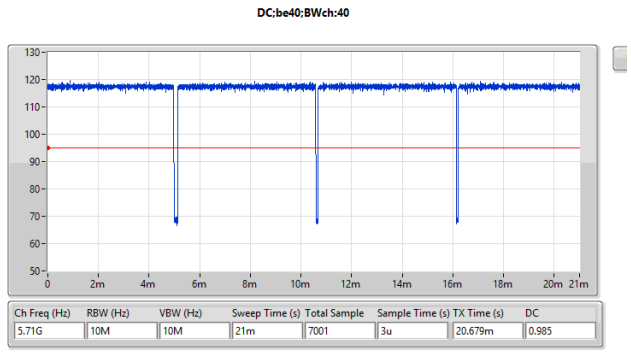

be EHT80

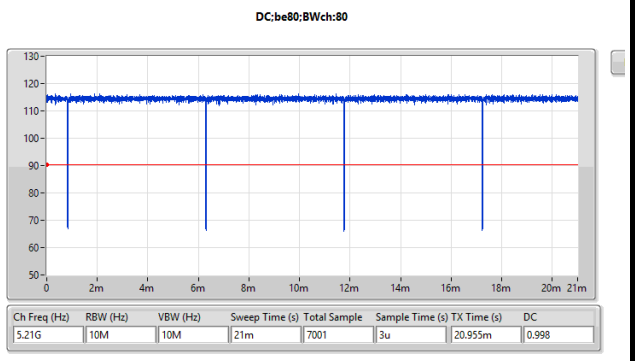

be EHT160	--
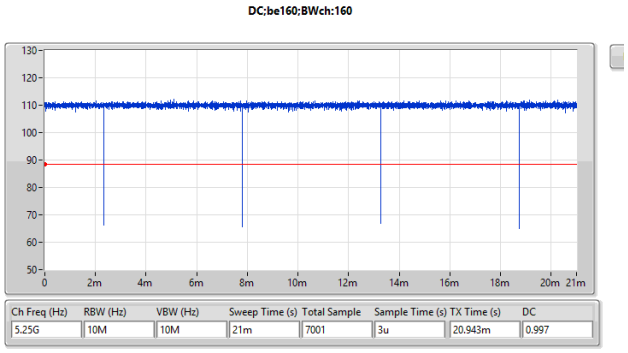	--

1.1.7 Power Index of Test Tool

Modulation Mode	Test Frequency (MHz)	Power Index
11a	5180	18
11a	5200	20.5
11a	5240	20.5
11a	5260	15.5
11a	5300	15.5
11a	5320	15.5
11a	5500	16
11a	5580	16
11a	5700	15.5
11a	5720	15.5
11a	5745	17.5
11a	5785	23.5
11a	5825	21.5
be EHT20	5180	17.5
be EHT20	5200	20.5
be EHT20	5240	21
be EHT20	5260	16
be EHT20	5300	16
be EHT20	5320	16
be EHT20	5500	16.5
be EHT20	5580	16.5
be EHT20	5700	16
be EHT20	5720	16
be EHT20	5745	18.5

be EHT20	5785	23.5
be EHT20	5825	21.5
be EHT40	5190	16.5
be EHT40	5230	19.5
be EHT40	5270	16
be EHT40	5310	16
be EHT40	5510	17
be EHT40	5590	16.5
be EHT40	5670	16
be EHT40	5710	17
be EHT40	5755	21
be EHT40	5795	23
be EHT80	5210	16.5
be EHT80	5290	16.5
be EHT80	5530	16.5
be EHT80	5610	16.5
be EHT80	5690	16.5
be EHT80	5775	18
be EHT160	5250	15
be EHT160	5570	16.5

1.2 Local Support Equipment List

Support Equipment List					
No.	**Equipment**	**Brand**	**Model**	**FCC ID**	**Remarks**
1	Laptop	DELL	Latitude 3440	DoC	---
2	Laptop	DELL	Latitude E5470	DoC	---
3	USB Flash	Kingston(USB 3.2)	DTKN128GB	---	---
4	RJ45 Load	ICC	---	---	---

1.3 Test Setup Chart

Test Setup Diagram

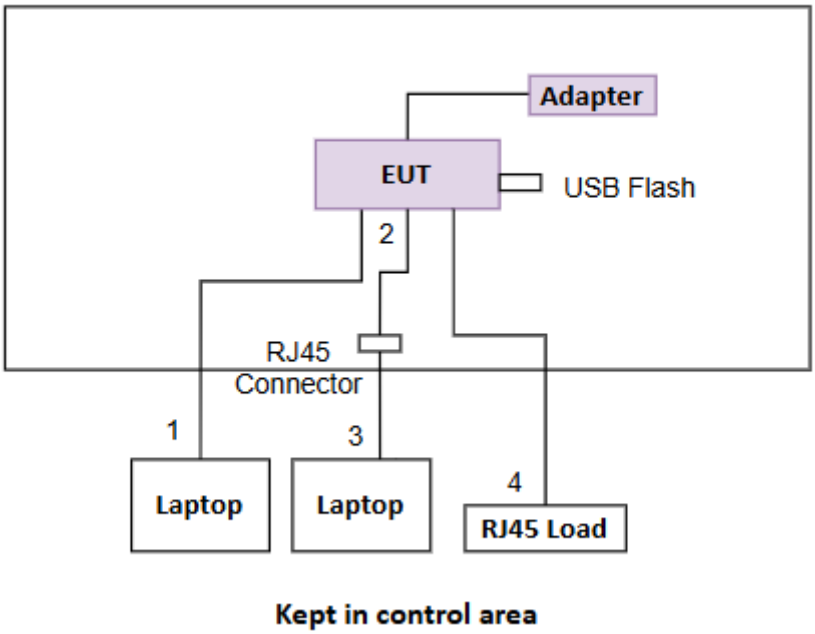

No.	Signal cable / Length (m)
1	RJ45, 10m non-shielded.
2	RJ45, 1m non-shielded.
3	RJ45, 10m non-shielded.
4	RJ45, 1.3m(x3) non-shielded with load.

1.4 The Equipment List

Test Item	Radiated Emission				
Test Site	966 chamber3 / (03CH03-WS)				
Tested Date	Aug. 13 ~ Aug. 19, 2026				
Instrument	**Brand**	**Model No.**	**Serial No.**	**Calibration Date**	**Calibration Until**
Receiver	R&S	ESR3	101657	Apr. 02, 2026	Apr. 01, 2027
Spectrum Analyzer	R&S	FSV40	101499	Apr. 13, 2026	Apr. 12, 2027
Loop Antenna	R&S	HFH2-Z2	100330	Nov. 17, 2025	Nov. 16, 2026
Bilog Antenna	SCHWARZBECK	VULB9168	VULB9168-685	Jul. 17, 2026	Jul. 16, 2027
Horn Antenna 1G-18G	SCHWARZBECK	BBHA 9120 D	BBHA 9120 D 1206	Jan. 23, 2026	Jan. 22, 2027
Horn Antenna 18G-40G	SCHWARZBECK	BBHA 9170	BBHA 9170517	Nov. 28, 2025	Nov. 27, 2026
Preamplifier	EMC	EMC02325	980187	Jun. 26, 2026	Jun. 25, 2027
Preamplifier	EMC	EMC118A45SE	980897	Aug. 06, 2026	Aug. 05, 2027
Preamplifier	EMC	EMC184045SE	980903	Aug. 06, 2026	Aug. 05, 2027
Loop Antenna Cable	KOAX KABEL	101354-BW	101354-BW	Oct. 01, 2025	Sep. 30, 2026
LF cable-0.8M	EMC	EMC8D-NM-NM-800	EMC8D-NM-NM-800-001	Sep. 19, 2025	Sep. 18, 2026
LF cable-3M	EMC	EMC8D-NM-NM-3000	131103	Sep. 19, 2025	Sep. 18, 2026
LF cable-13M	EMC	EMC8D-NM-NM-13000	131104	Sep. 19, 2025	Sep. 18, 2026
RF cable-3M	HUBER+SUHNER	SUCOFLEX104	MY22620/4	Sep. 19, 2025	Sep. 18, 2026
RF cable-8M	EMC	EMC104-SM-SM-8000	181107	Sep. 19, 2025	Sep. 18, 2026
RF cable-1M	HUBER+SUHNER	SUCOFLEX104	MY22624/4	Sep. 19, 2025	Sep. 18, 2026
Attenuator	Pasternack	PE7005-10	10-3	Sep. 19, 2025	Sep. 18, 2026
HIGHPASS FILTER 7.5-18G	STI	STI15-9722	STI-HP7.5G-B	Sep. 19, 2025	Sep. 18, 2026
Measurement Software	AUDIX	e3	6.120210g	NA	NA
Note: Calibration Interval of instruments listed above is one year.					

Test Item	RF Conducted				
Test Site	(TH01-WS)				
Tested Date	Aug. 14 ~ Aug. 22, 2026				
Instrument	**Brand**	**Model No.**	**Serial No.**	**Calibration Date**	**Calibration Until**
Spectrum Analyzer	R&S	FSV3044	101516	Jun. 06, 2026	Jun. 05, 2027
Power Meter	Anritsu	ML2495A	1241002	Nov. 21, 2025	Nov. 20, 2026
Power Sensor	Anritsu	MA2411B	1207366	Nov. 21, 2025	Nov. 20, 2026
Attenuator	Pasternack	PE7005-10	10-2	Oct. 03, 2025	Oct. 02, 2026
TEMP&HUMIDITY CHAMBER	GIANT FORCE	GCT-225-40-SP-SD	MAF1212-002	Jun. 25, 2026	Jun. 24, 2027
AC POWER SOURCE	APC	AFC-500W	F312060012	Jan. 08, 2026	Jan. 07, 2027
Measurement Software	Sporton	SENSE-15407_NII	V5.11	NA	NA
Note: Calibration Interval of instruments listed above is one year.					

Test Item	Conducted Emission				
Test Site	Conduction room 1 / (CO01-WS)				
Tested Date	Aug. 21, 2026				
Instrument	**Brand**	**Model No.**	**Serial No.**	**Calibration Date**	**Calibration Until**
Receiver	R&S	ESR3	101659	Apr. 29, 2026	Apr. 28, 2027
LISN	R&S	ENV216	101579	May. 18, 2026	May. 17, 2027
LISN (Support Unit)	SCHWARZBECK	Schwarzbeck 8127	8127-666	Apr. 12, 2026	Apr. 11, 2027
RF Cable-CON	EMC	EMCCFD300-BM-BM-6000	50821	Oct. 07, 2025	Oct. 06, 2026
50 ohm terminal	NA	50	03	Jun. 23, 2026	Jun. 22, 2027
Measurement Software	AUDIX	e3	6.120210g	NA	NA
Note: Calibration Interval of instruments listed above is one year.					

1.5 Test Standards

47 CFR FCC Part 15.407
ANSI C63.10-2020 + Cor. 1-2023 + C63.10a-2024 + Errata to C63.10a-2024
ANSI C63.4-2014 + C63.4a-2017

1.6 Reference Guidance

FCC KDB 412172 D01 Determining ERP and EIRP v01r01
FCC KDB 662911 D01 Multiple Transmitter Output v02r01
FCC KDB 789033 D02 General UNII Test Procedures New Rules v02r01

1.7 Deviation from Test Standard and Measurement Procedure

None

1.8 Measurement Uncertainty

The measurement uncertainties given below are based on a 95% confidence level (based on a coverage factor (k=2)).

Measurement Uncertainty	
Parameters	**Uncertainty**
Bandwidth	±34.130 Hz
Conducted power	±0.808 dB
Frequency error	$\pm 1 \times 10^{-9}$
Power density	±0.583 dB
Conducted emission	±2.715 dB
AC conducted emission	±2.92 dB
Unwanted Emission ≤ 1GHz	±3.96 dB
Unwanted Emission > 1GHz	±4.51 dB
Time	±0.1%
Temperature	±0.4 ºC

2 Test Configuration

2.1 Testing Facility

Test Laboratory	International Certification Corporation
Test Site	CO01-WS, TH01-WS
Address of Test Site	No.3-1, Lane 6, Wen San 3rd St., Kwei Shan Dist., Tao Yuan City 33381, Taiwan (R.O.C.)
Test Site	03CH03-WS
Address of Test Site	No.14-1, Lane 19, Wen San 3rd St., Kwei Shan Dist., Tao Yuan City 33381, Taiwan (R.O.C.)

- FCC Designation No.: TW0009
- FCC site registration No.: 207696
- ISED#: 10807C
- CAB identifier: TW2732

2.2 The Worst Test Modes and Channel Details

Non-beamforming mode

Frequency band 5150~5850 MHz				
Test item	**Modulation Mode**	**Test Frequency (MHz)**	**Data Rate**	**Test Configuration**
AC Power Line Conducted Emissions	be EHT40	5795	MCS 0	---
Unwanted Emissions ≤1GHz	be EHT40	5795	MCS 0	---
Frequency band 5150~5350 MHz / 5470~5725 MHz				
Test item	**Modulation Mode**	**Test Frequency (MHz)**	**Data Rate**	**Test Configuration**
Unwanted Emissions >1GHz Conducted Output Power Emission Bandwidth Power Spectral Density	11a	5180 / 5200 / 5240 / 5260 / 5300 / 5320 / 5500 / 5580 / 5700 / 5720	6 Mbps	---
	be EHT20	5180 / 5200 / 5240 / 5260 / 5300 / 5320 / 5500 / 5580 / 5700 / 5720	MCS 0	
	be EHT40	5190 / 5230 / 5270 / 5310 / 5510 / 5590 / 5670 / 5710	MCS 0	
	be EHT80	5210 / 5290 / 5530 / 5610 / 5690	MCS 0	
	be EHT160	5250 / 5570	MCS 0	
Frequency Stability	Un-modulation	5300	---	---
Frequency band 5725-5850 MHz				
Test item	**Modulation Mode**	**Test Frequency (MHz)**	**Data Rate**	**Test Configuration**
Unwanted Emissions >1GHz Conducted Output Power Emission Bandwidth 6dB bandwidth Power Spectral Density	11a	5745 / 5785 / 5825	6 Mbps	---
	be EHT20	5745 / 5785 / 5825	MCS 0	
	be EHT40	5755 / 5795	MCS 0	
	be EHT80	5775	MCS 0	
Frequency Stability	Un-modulation	5785	---	---

NOTE:

1. The EUT was pretested with 3 orientations placed on the table for the radiated emission measurement – X, Y, and Z-plane. The **Z-plane** results were found as the worst case and were shown in this report.
2. Beamforming mode is calculated not measured. The calculation method is conducted power of non-beamforming – (Directional gain - max gain of single antenna).

Beamforming mode

Frequency band 5150~5350 MHz / 5470~5725 MHz				
Test item	**Modulation Mode**	**Test Frequency (MHz)**	**Data Rate**	**Test Configuration**
Conducted Output Power	be EHT20	5180 / 5200 / 5240 / 5260 / 5300 / 5320 / 5500 / 5580 / 5700 / 5720	MCS 0	---
	be EHT40	5190 / 5230 / 5270 / 5310 / 5510 / 5590 / 5670 / 5710	MCS 0	
	be EHT80	5210 / 5290 / 5530 / 5610 / 5690	MCS 0	
	be EHT160	5250 / 5570	MCS 0	
Frequency band 5725-5850 MHz				
Test item	**Modulation Mode**	**Test Frequency (MHz)**	**Data Rate**	**Test Configuration**
Conducted Output Power	be EHT20	5745 / 5785 / 5825	MCS 0	---
	be EHT40	5755 / 5795	MCS 0	
	be EHT80	5775	MCS 0	

NOTE:

1. The EUT was pretested with 3 orientations placed on the table for the radiated emission measurement – X, Y, and Z-plane. The **Z-plane** results were found as the worst case and were shown in this report.
2. Beamforming mode is calculated not measured. The calculation method is conducted power of non-beamforming – (Directional gain - max gain of single antenna).

3 Transmitter Test Results

3.1 Emission Bandwidth

3.1.1 Limit of Emission Bandwidth

Within the 5.725-5.85 GHz band, the minimum 6 dB bandwidth of U-NII devices shall be at least 500 kHz.

3.1.2 Test Procedures

26dB Bandwidth

1. Set RBW = approximately 1% of the emission bandwidth.
2. Set the VBW > RBW, Detector = Peak.
3. Trace mode = max hold.
4. Measure the maximum width of the emission that is 26 dB down from the peak of the emission.

Occupied Bandwidth

1. Set RBW = 1 % to 5 % of the OBW.
2. Set VBW ≥ 3 RBW.
3. Sample detection and single sweep mode shall be used.
4. Use the 99 % power bandwidth function of the instrument.

6dB Bandwidth

1. Set RBW = 100kHz, VBW = 300kHz.
2. Detector = Peak,Trace mode = max hold.
3. Allow the trace to stabilize.
4. Measure the maximum width of the emission that is constrained by the frequencies associated with the two outermost amplitude points (upper and lower frequencies) that are attenuated by 6 dB relative to the maximum level measured in the fundamental emission.

3.1.3 Test Setup

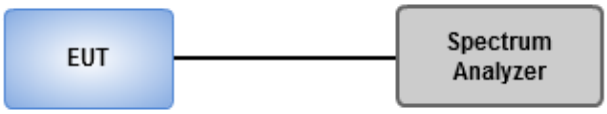

3.1.4 Test Results

Ambient Condition	22~25°C / 61~66%	**Tested By**	Roger Lu

Refer to Appendix A.

3.2 Conducted Output Power

3.2.1 Limit of Conducted Output Power

Frequency band 5150-5250 MHz		
Operating Mode		**Limit**
☐	Outdoor access point	Conducted Power: 1 W The maximum e.i.r.p. at any elevation angle above 30 degrees as measured from the horizon must not exceed 125 mW (21 dBm)
☒	Indoor access point	Conducted Power: 1 W
☐	Fixed point-to-point access points	Conducted Power: 1 W
☐	Client devices	Conducted Power: 250 mW

Frequency Band (MHz)		Limit
☒	5250 ~ 5350	Conducted Power: 250mW or 11dBm+10 log B
☒	5470 ~ 5725	Conducted Power: 250mW or 11dBm+10 log B
☒	5725 ~ 5850	Conducted Power: 1 W
Note: “B” is the 26dB emission bandwidth in MHz.		

3.2.2 Test Procedures

Method PM-G (Measurement using a gated RF average power meter)

Measurements is performed using a wideband gated RF power meter provided that the gate parameters are adjusted such that the power is measured only when the EUT is transmitting at its maximum power control level. Since the measurement is made only during the ON time of the transmitter, no duty cycle correction factor is required.

Spectrum analyzer (For channel that extends across the 5.725 GHz boundary)

1. Set RBW = 1MHz, VBW = 3MHz, Sweep time = Auto, Detector = RMS.
2. Trace average at least 100 traces in power averaging mode.
3. Compute power by integrating the spectrum across the 26 dB EBW.
4. Add 10 log(1/X, X:duty cycle) if duty cycle is <98%).

3.2.3 Test Setup

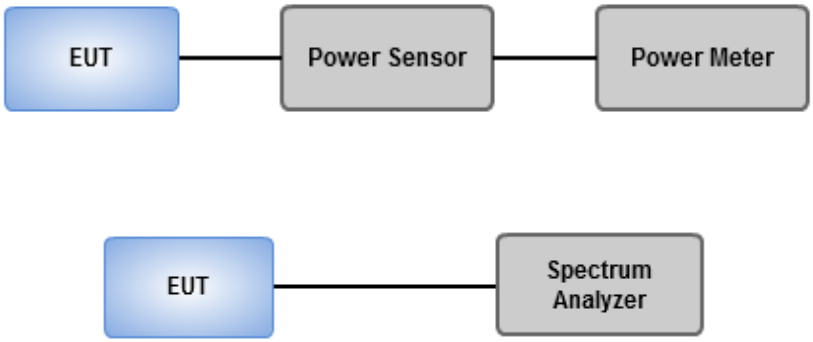

3.2.4 Test Results

Ambient Condition	22~25°C / 61~66%	**Tested By**	Roger Lu

Refer to Appendix B.

3.3 Power Spectral Density

3.3.1 Limit of Power Spectral Density

Frequency band 5150-5250 MHz		
Operating Mode		**Limit**
☐	Outdoor access point	17 dBm / MHz
☒	Indoor access point	17 dBm / MHz
☐	Fixed point-to-point access points	17 dBm / MHz
☐	Client devices	11 dBm / MHz

Frequency Band (MHz)		**Limit**
☒	5250 ~ 5350	11 dBm / MHz
☒	5470 ~ 5725	11 dBm / MHz
☒	5725 ~ 5850	30 dBm /500 kHz

3.3.2 Test Procedures

For 5150 ~ 5250 MHz / 5250 ~ 5350 MHz / 5470 ~ 5725 MHz

Duty cycle ≥ 98 %

1. Set RBW = 1 MHz, VBW = 3 MHz, Sweep time = auto, Detector = RMS.
2. Trace average 100 traces.
3. Use the peak marker function to determine the maximum amplitude level.

Duty cycle < 98 %

1. Set RBW = 1 MHz, VBW = 3 MHz, Detector = RMS.
2. Number of points in sweep ≥ 2 × span / RBW. Sweep time = auto
3. Trace average at least 100 traces in power averaging (rms) mode; however, the number of traces to be averaged shall be increased above 100 as needed to ensure that the average accurately represents the true average over the on and off periods of the transmitter
4. Use the peak marker function to determine the maximum amplitude level.
5. Add 10 log(1/x), where x is the duty cycle.

For 5725 ~ 5850 MHz

Duty cycle ≥ 98 %

1. Set RBW = 500 kHz, VBW = 3 MHz, Sweep time = auto, Detector = RMS.
2. Trace average 100 traces.
3. Use the peak marker function to determine the maximum amplitude level.

Duty cycle < 98 %

1. Set RBW = 500 kHz, VBW = 3 MHz, Detector = RMS.
2. Number of points in sweep ≥ 2 × span / RBW. Sweep time = auto
3. Trace average at least 100 traces in power averaging (rms) mode; however, the number of traces to be averaged shall be increased above 100 as needed to ensure that the average accurately represents the true average over the on and off periods of the transmitter
4. Use the peak marker function to determine the maximum amplitude level.
5. Add 10 log(1/x), where x is the duty cycle.

3.3.3 Test Setup

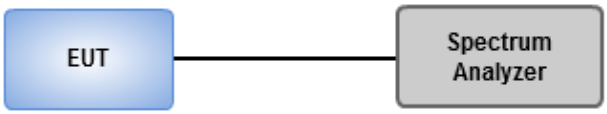

3.3.4 Test Results

Ambient Condition	22~25°C / 61~66%	**Tested By**	Roger Lu

Refer to Appendix C.

3.4 Unwanted Emissions

3.4.1 Limit of Unwanted Emissions

Restricted Band Emissions Limit			
Frequency Range (MHz)	**Field Strength (uV/m)**	**Field Strength (dBuV/m)**	**Measure Distance (m)**
0.009~0.490	2400/F(kHz)	48.5 - 13.8	300
0.490~1.705	24000/F(kHz)	33.8 - 23	30
1.705~30.0	30	29	30
30~88	100	40	3
88~216	150	43.5	3
216~960	200	46	3
Above 960	500	54	3

Note 1:
Qusai-Peak value is measured for frequency below 1GHz except for 9–90 kHz, 110–490 kHz frequency band. Peak and average value are measured for frequency above 1GHz. The limit on average radio frequency emission is as above table. The limit on peak radio frequency emissions is 20 dB above the maximum permitted average emission limit
Note 2:
Measurements may be performed at a distance other than what is specified provided. When performing measurements at a distance other than that specified, the results shall be extrapolated to the specified distance using an extrapolation factor as below, Frequency at or above 30 MHz: 20 dB/decade Frequency below 30 MHz: 40 dB/decade.

Un-restricted band emissions above 1GHz Limit	
Operating Band	**Limit**
5.15 - 5.25 GHz	e.i.r.p. -27 dBm [68.2 dBuV/m@3m]
5.25 - 5.35 GHz	e.i.r.p. -27 dBm [68.2 dBuV/m@3m]
5.47 - 5.725 GHz	e.i.r.p. -27 dBm [68.2 dBuV/m@3m]
5.725 - 5.850 GHz	All emissions shall be limited to a level of −27 dBm/MHz at 75 MHz or more above or below the band edge increasing linearly to 10 dBm/MHz at 25 MHz above or below the band edge, and from 25 MHz above or below the band edge increasing linearly to a level of 15.6 dBm/MHz at 5 MHz above or below the band edge, and from 5 MHz above or below the band edge increasing linearly to a level of 27 dBm/MHz at the band edge.

Note 1: Measurements may be performed at a distance other than the limit distance provided they are not performed in the near field and the emissions to be measured can be detected by the measurement equipment. When performing measurements at a distance other than that specified, the results shall be extrapolated to the specified distance using an extrapolation factor of 20 dB/decade (inverse of linear distance for field-strength measurements, inverse of linear distance-squared for power-density measurements).

3.4.2 Test Procedures

1. Measurement is made at a semi-anechoic chamber that incorporates a turntable allowing a EUT rotation of 360°. A continuously-rotating, remotely-controlled turntable is installed at the test site to support the EUT and facilitate determination of the direction of maximum radiation for each EUT emission frequency. The EUT is placed at test table. For emissions testing at or below 1 GHz, the table height is 80 cm above the reference ground plane. For emission measurements above 1 GHz, the table height is 1.5 m
2. Measurement is made with the antenna positioned in both the horizontal and vertical planes of polarization. The measurement antenna is varied in height (1m ~ 4m) above the reference ground plane to obtain the maximum signal strength. Distance between EUT and antenna is 3 m.
3. This investigation is performed with the EUT rotated 360°, the antenna height scanned between 1 m and 4 m, and the antenna rotated to repeat the measurements for both the horizontal and vertical antenna polarizations.

Note:

1. 120kHz measurement bandwidth of test receiver and Quasi-peak detector is for radiated emission below 1GHz.
2. RBW=1MHz, VBW=3MHz and Peak detector is for peak measured value of radiated emission above 1GHz.
3. RBW=1MHz, VBW=1/T and Peak detector is for average measured value of radiated emission above 1GHz.

3.4.3 Test Setup

Unwanted Emissions below 1 GHz

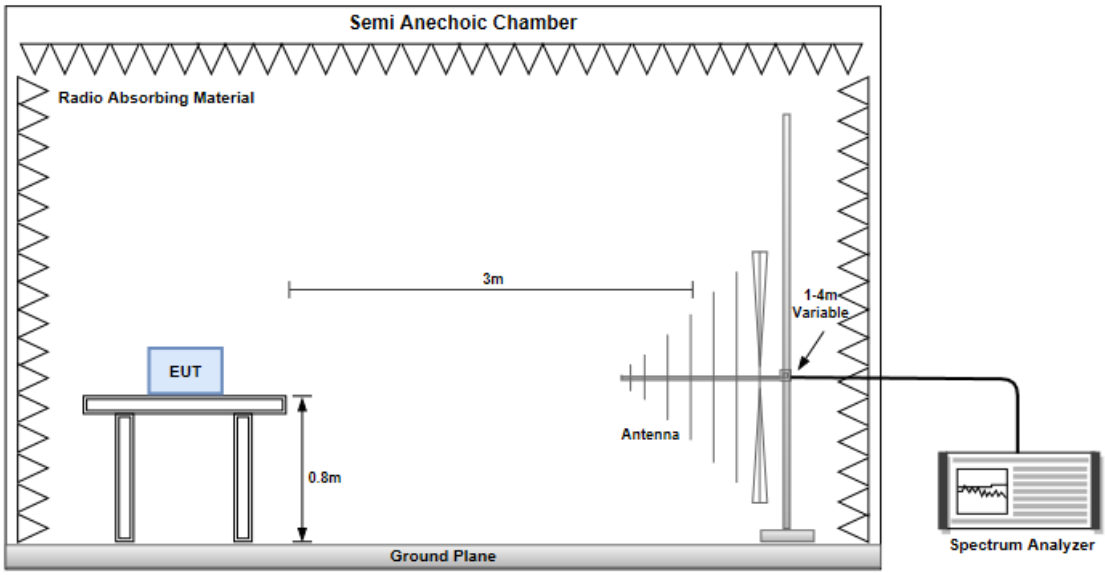

Unwanted Emissions above 1 GHz

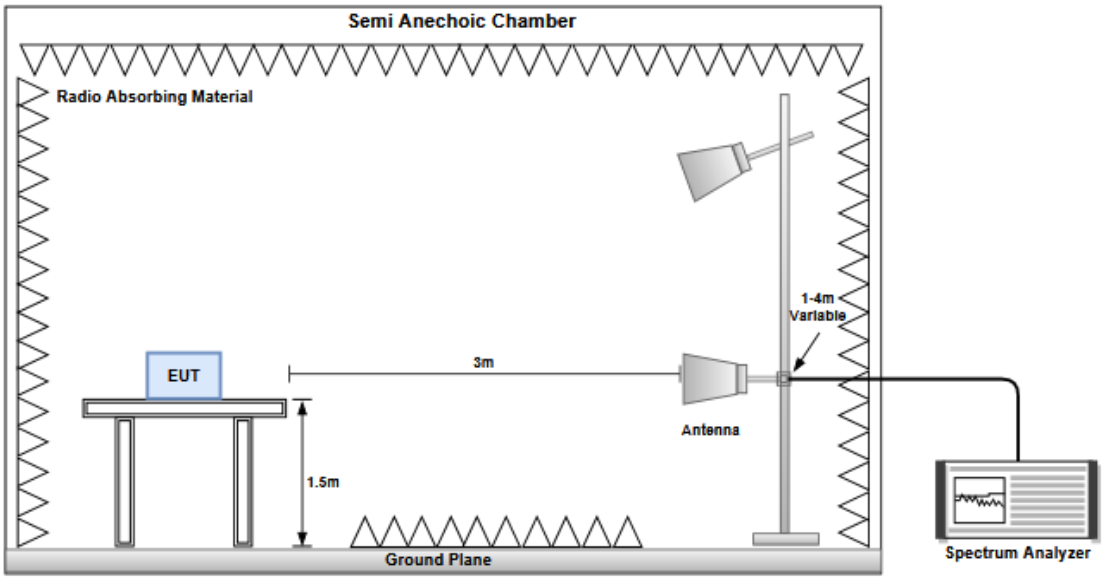

3.4.4 Test Results

Refer to Appendix D.

3.5 Frequency Stability

3.5.1 Limit of Frequency Stability

Manufacturers of U-NII devices are responsible for ensuring frequency stability such that an emission is maintained within the band of operation under all conditions of normal operation as specified in the user's manual.

3.5.2 Test Procedures

1. The EUT is installed in an environment test chamber with external power source.
2. Set the chamber to operate at 20 centigrade and external power source to output at nominal voltage of EUT.
3. A sufficient stabilization period at each temperature is used prior to each frequency measurement.
4. When temperature is stabled, measure the frequency stability.
5. The test shall be performed under normal and extreme condition for temperature and voltage.

3.5.3 Test Setup

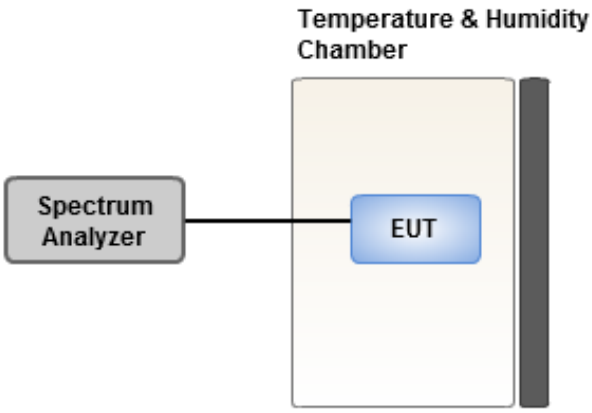

3.5.4 Test Results

Ambient Condition	22~25°C / 61~66%	**Tested By**	Roger Lu

Refer to Appendix E.

3.6 AC Power Line Conducted Emissions

3.6.1 Limit of AC Power Line Conducted Emissions

Conducted Emissions Limit		
Frequency Emission (MHz)	**Quasi-Peak**	**Average**
0.15-0.5	66 - 56 *	56 - 46 *
0.5-5	56	46
5-30	60	50
Note 1: * Decreases with the logarithm of the frequency.		

3.6.2 Test Procedures

1. The device is placed on a test table, raised 80 cm above the reference ground plane. The vertical conducting plane is located 40 cm to the rear of the device.
2. The device is connected to line impedance stabilization network (LISN) and other accessories are connected to other LISN. Measured levels of AC power line conducted emission are across the 50 Ω LISN port.
3. AC conducted emission measurements is made over frequency range from 150 kHz to 30 MHz.
4. This measurement was performed with AC 120V/60Hz

3.6.3 Test Setup

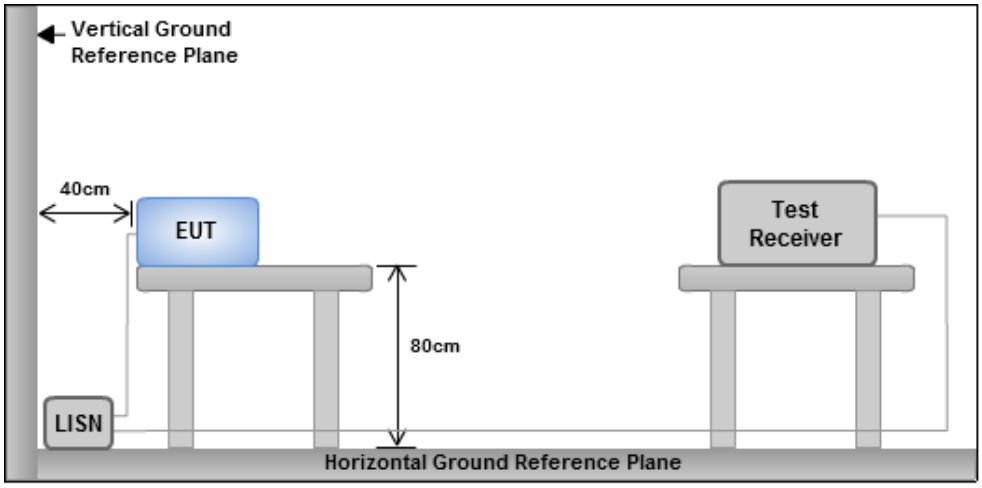

Note: 1. Support units were connected to second LISN.
2. Both of LISNs (AMN) are 80 cm from EUT and at least 80 cm from other units and other metal planes

3.6.4 Test Results

Refer to Appendix F.

4 Test laboratory information

Established in 2012, ICC provides foremost EMC & RF Testing and advisory consultation services by our skilled engineers and technicians. Our services employ a wide variety of advanced edge test equipment and one of the widest certification extents in the business.

International Certification Corporation (EMC and Wireless Communication Laboratory), it is our definitive objective is to institute long term, trust-based associations with our clients. The expectation we set up with our clients is based on outstanding service, practical expertise and devotion to a certified value structure. Our passion is to grant our clients with best EMC / RF services by oriented knowledgeable and accommodating staff.

Our Test sites are located at Linkou District and Kwei Shan District. Location map can be found on our website https://www.icertifi.com.tw.

Linkou

Tel: 886-2-2601-1640

No.30-2, Ding Fwu Tsuen, Lin Kou District, New Taipei City, Taiwan (R.O.C.)

Kwei Shan

Tel: 886-3-271-8666

No.3-1, Lane 6, Wen San 3rd St., Kwei Shan Dist., Tao Yuan City 33381, Taiwan (R.O.C.)

No.2-1, Lane 6, Wen San 3rd St., Kwei Shan Dist., Tao Yuan City 33381, Taiwan (R.O.C.)

Kwei Shan Site II

Tel: 886-3-271-8640

No.14-1, Lane 19, Wen San 3rd St., Kwei Shan Dist., Tao Yuan City 33381, Taiwan (R.O.C.)

Zhonghe

Tel: 886-2-2222-0288

1F, No. 6, Jiankang Road, Zhonghe District, New Taipei City 235045, Taiwan (R.O.C.)

If you have any suggestion, please feel free to contact us as below information.

Tel: 886-3-271-8666
Fax: 886-3-318-0345
Email: ICC_Service@icertifi.com.tw

═══END═══

Summary

Mode	Max-N dB (Hz)	Max-OBW (Hz)	ITU-Code	Min-N dB (Hz)	Min-OBW (Hz)
5.15-5.25GHz	-	-	-	-	-
802.11a_Nss1,(6Mbps)_4TX	23.21M	16.915M	16M9D1D	22.33M	16.834M
802.11be EHT20_Nss1,(MCS0)_4TX	24.09M	19.155M	19M2D1D	23.21M	19.103M
802.11be EHT40_Nss1,(MCS0)_4TX	44.99M	38.114M	38M1D1D	44.22M	38.02M
802.11be EHT80_Nss1,(MCS0)_4TX	91.52M	77.968M	78M0D1D	89.54M	77.709M
802.11be EHT160_Nss1,(MCS0)_4TX	84.72M	77.955M	78M0D1D	83.36M	77.695M
5.25-5.35GHz	-	-	-	-	-
802.11a_Nss1,(6Mbps)_4TX	23.21M	16.858M	16M9D1D	22.495M	16.818M
802.11be EHT20_Nss1,(MCS0)_4TX	24.035M	19.118M	19M1D1D	23.045M	19.087M
802.11be EHT40_Nss1,(MCS0)_4TX	44.77M	38.099M	38M1D1D	43.89M	38.062M
802.11be EHT80_Nss1,(MCS0)_4TX	91.74M	77.906M	77M9D1D	89.98M	77.78M
802.11be EHT160_Nss1,(MCS0)_4TX	87.76M	77.992M	78M0D1D	84.64M	77.79M
5.47-5.725GHz	-	-	-	-	-
802.11a_Nss1,(6Mbps)_4TX	22.935M	16.879M	16M9D1D	16.14M	13.543M
802.11be EHT20_Nss1,(MCS0)_4TX	24.035M	19.131M	19M1D1D	16.38M	14.548M
802.11be EHT40_Nss1,(MCS0)_4TX	45.54M	38.106M	38M1D1D	37.275M	33.9M
802.11be EHT80_Nss1,(MCS0)_4TX	90.64M	77.984M	78M0D1D	79.35M	73.622M
802.11be EHT160_Nss1,(MCS0)_4TX	175.56M	157.561M	158MD1D	171.16M	157.225M
5.725-5.85GHz	-	-	-	-	-
802.11a_Nss1,(6Mbps)_4TX	16.335M	19.493M	19M5D1D	3.14M	4.272M
802.11be EHT20_Nss1,(MCS0)_4TX	19.085M	21.054M	21M1D1D	4.5M	4.607M
802.11be EHT40_Nss1,(MCS0)_4TX	38.28M	44.922M	44M9D1D	4.02M	4.531M
802.11be EHT80_Nss1,(MCS0)_4TX	78.1M	77.843M	77M8D1D	4M	6.373M

Max-N dB = Maximum 6dB down bandwidth for 5.725-5.85GHz band / Maximum 26dB down bandwidth for other band;
Max-OBW = Maximum 99% occupied bandwidth;
Min-N dB = Minimum 6dB down bandwidth for 5.725-5.85GHz band / Maximum 26dB down bandwidth for other band;
Min-OBW = Minimum 99% occupied bandwidth

Result

Mode	Result	Limit (Hz)	Port 1-N dB (Hz)	Port 1-OBW (Hz)	Port 2-N dB (Hz)	Port 2-OBW (Hz)	Port 3-N dB (Hz)	Port 3-OBW (Hz)	Port 4-N dB (Hz)	Port 4-OBW (Hz)
802.11a_Nss1,(6Mbps)_4TX	-	-	-	-	-	-	-	-	-	-
5180MHz	Pass	Inf	22.605M	16.861M	22.935M	16.911M	22.99M	16.915M	22.55M	16.86M
5200MHz	Pass	Inf	22.605M	16.91M	23.21M	16.898M	22.88M	16.866M	22.33M	16.84M
5240MHz	Pass	Inf	22.55M	16.857M	22.385M	16.834M	22.935M	16.899M	22.33M	16.855M
5260MHz	Pass	Inf	22.605M	16.855M	22.88M	16.852M	22.99M	16.842M	22.825M	16.818M
5300MHz	Pass	Inf	22.55M	16.851M	22.77M	16.852M	23.21M	16.84M	22.495M	16.818M
5320MHz	Pass	Inf	22.55M	16.858M	22.88M	16.849M	22.935M	16.83M	22.66M	16.832M
5500MHz	Pass	Inf	22.55M	16.854M	22.825M	16.867M	22.44M	16.822M	22.44M	16.826M
5580MHz	Pass	Inf	22.55M	16.858M	22.77M	16.851M	22.935M	16.821M	22.495M	16.829M
5700MHz	Pass	Inf	22.495M	16.858M	22.935M	16.879M	22.825M	16.802M	22.605M	16.825M
5720MHz Straddle 5.47-5.725GHz	Pass	Inf	16.155M	13.613M	16.23M	13.557M	16.14M	13.543M	16.275M	13.553M
5720MHz Straddle 5.725-5.85GHz	Pass	500k	3.14M	4.452M	3.14M	4.272M	3.14M	4.366M	3.16M	4.298M
5745MHz	Pass	500k	16.335M	16.898M	16.335M	16.855M	16.335M	16.819M	16.335M	16.846M
5785MHz	Pass	500k	16.335M	19.493M	16.335M	17.685M	16.335M	17.931M	16.335M	18.6M
5825MHz	Pass	500k	16.06M	17.112M	16.335M	16.972M	16.335M	16.957M	16.335M	16.948M
802.11be EHT20_Nss1,(MCS0)_4TX	-	-	-	-	-	-	-	-	-	-
5180MHz	Pass	Inf	23.32M	19.109M	23.485M	19.146M	24.09M	19.127M	23.595M	19.125M
5200MHz	Pass	Inf	23.32M	19.127M	23.32M	19.134M	23.815M	19.107M	23.87M	19.103M
5240MHz	Pass	Inf	23.815M	19.155M	23.21M	19.126M	23.87M	19.123M	23.65M	19.115M
5260MHz	Pass	Inf	23.045M	19.118M	23.32M	19.109M	23.705M	19.106M	23.54M	19.102M
5300MHz	Pass	Inf	23.21M	19.109M	23.1M	19.108M	24.035M	19.087M	23.65M	19.095M
5320MHz	Pass	Inf	23.045M	19.104M	23.485M	19.111M	23.87M	19.114M	23.595M	19.088M
5500MHz	Pass	Inf	23.595M	19.105M	23.21M	19.124M	23.265M	19.1M	23.65M	19.082M
5580MHz	Pass	Inf	23.705M	19.099M	22.88M	19.131M	23.76M	19.099M	23.65M	19.121M
5700MHz	Pass	Inf	23.1M	19.104M	23.045M	19.119M	24.035M	19.098M	23.76M	19.098M
5720MHz Straddle 5.47-5.725GHz	Pass	Inf	16.38M	14.579M	16.485M	14.585M	16.62M	14.562M	16.635M	14.548M
5720MHz Straddle 5.725-5.85GHz	Pass	500k	4.5M	4.624M	4.5M	4.607M	4.52M	4.62M	4.5M	4.633M
5745MHz	Pass	500k	19.03M	19.136M	19.085M	19.139M	19.03M	19.085M	18.975M	19.108M
5785MHz	Pass	500k	18.975M	20.116M	18.92M	19.431M	18.975M	19.505M	18.865M	21.054M
5825MHz	Pass	500k	18.975M	19.184M	18.975M	19.182M	19.085M	19.163M	18.92M	19.148M
802.11be EHT40_Nss1,(MCS0)_4TX	-	-	-	-	-	-	-	-	-	-
5190MHz	Pass	Inf	44.99M	38.11M	44.55M	38.037M	44.22M	38.022M	44.22M	38.02M
5230MHz	Pass	Inf	44.66M	38.071M	44.44M	38.114M	44.66M	38.046M	44.44M	38.096M
5270MHz	Pass	Inf	44.44M	38.095M	44.44M	38.066M	44.22M	38.098M	43.89M	38.074M
5310MHz	Pass	Inf	44.44M	38.096M	44.55M	38.062M	44M	38.099M	44.77M	38.072M
5510MHz	Pass	Inf	44M	38.101M	44.44M	38.06M	44M	38.063M	44.66M	38.084M
5590MHz	Pass	Inf	44.44M	38.084M	44.11M	38.033M	44.55M	38.073M	44.33M	38.073M
5670MHz	Pass	Inf	45.21M	38.102M	44.55M	38.046M	45.54M	38.088M	45.32M	38.106M
5710MHz Straddle 5.47-5.725GHz	Pass	Inf	37.485M	33.962M	37.45M	33.921M	37.45M	33.9M	37.275M	33.949M

Mode	Result	Limit (Hz)	Port 1-N dB (Hz)	Port 1-OBW (Hz)	Port 2-N dB (Hz)	Port 2-OBW (Hz)	Port 3-N dB (Hz)	Port 3-OBW (Hz)	Port 4-N dB (Hz)	Port 4-OBW (Hz)
5710MHz Straddle 5.725-5.85GHz	Pass	500k	4.1M	4.574M	4.1M	4.538M	4.02M	4.546M	4.02M	4.531M
5755MHz	Pass	500k	37.95M	38.085M	37.95M	38.054M	38.06M	38.111M	38.17M	38.063M
5795MHz	Pass	500k	38.17M	44.922M	38.28M	38.453M	38.17M	38.532M	38.06M	43.014M
802.11be EHT80_Nss1,(MCS0)_4TX	-	-	-	-	-	-	-	-	-	-
5210MHz	Pass	Inf	90.86M	77.968M	89.54M	77.835M	91.52M	77.709M	90.2M	77.749M
5290MHz	Pass	Inf	89.98M	77.904M	90.64M	77.78M	90.2M	77.906M	91.74M	77.857M
5530MHz	Pass	Inf	89.32M	77.852M	90.64M	77.871M	89.1M	77.898M	89.1M	77.844M
5610MHz	Pass	Inf	89.98M	77.87M	89.98M	77.776M	90.64M	77.984M	89.98M	77.93M
5690MHz Straddle 5.47-5.725GHz	Pass	Inf	79.725M	73.648M	79.35M	73.622M	81.225M	73.733M	79.8M	73.681M
5690MHz Straddle 5.725-5.85GHz	Pass	500k	4.06M	6.616M	4.02M	6.482M	4M	6.627M	4.02M	6.373M
5775MHz	Pass	500k	78.1M	77.66M	78.1M	77.843M	77.88M	77.781M	76.34M	77.822M
802.11be EHT160_Nss1,(MCS0)_4TX	-	-	-	-	-	-	-	-	-	-
5250MHz Straddle 5.15-5.25GHz	Pass	Inf	84.72M	77.955M	83.92M	77.757M	84.48M	77.695M	83.36M	77.768M
5250MHz Straddle 5.25-5.35GHz	Pass	Inf	87.76M	77.992M	85.84M	77.805M	84.64M	77.79M	85.12M	77.918M
5570MHz	Pass	Inf	175.56M	157.561M	173.36M	157.289M	171.16M	157.366M	172.04M	157.225M

Port X-N dB = Port X 6dB down bandwidth for 5.725-5.85GHz band / 26dB down bandwidth for other band
Port X-OBW = Port X 99% occupied bandwidth

5.15-5.25GHz_802.11a_Nss1,(6Mbps)_4TX **EBW**

5180MHz

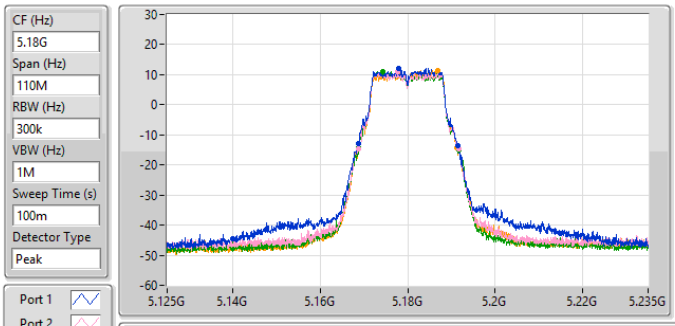

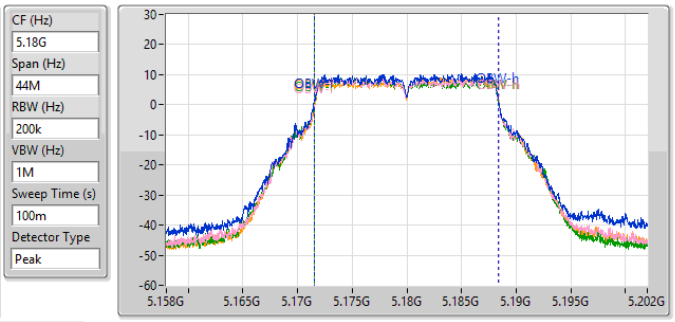

26dB(Hz)	Fl-26dB(Hz)	Fh-26dB(Hz)	OBW(Hz)	Fl-OBW(Hz)	Fh-OBW(Hz)	Limit(Hz)	Port
22.605M	5.16878G	5.191385G	16.861M	5.171545G	5.188407G	Inf	1
22.935M	5.16867G	5.191605G	16.911M	5.171514G	5.188424G	Inf	2
22.99M	5.16878G	5.19177G	16.915M	5.171493G	5.188408G	Inf	3
22.55M	5.168725G	5.191275G	16.86M	5.171584G	5.188445G	Inf	4

5.15-5.25GHz_802.11a_Nss1,(6Mbps)_4TX **EBW**

5200MHz

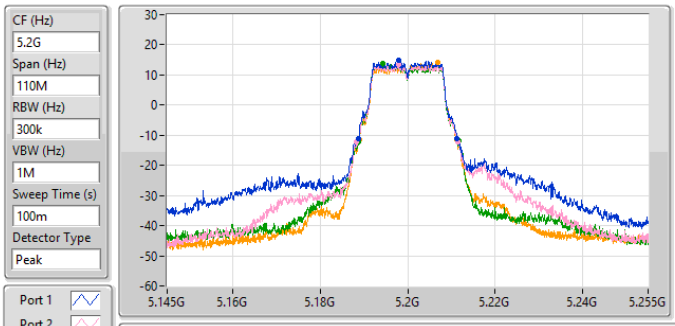

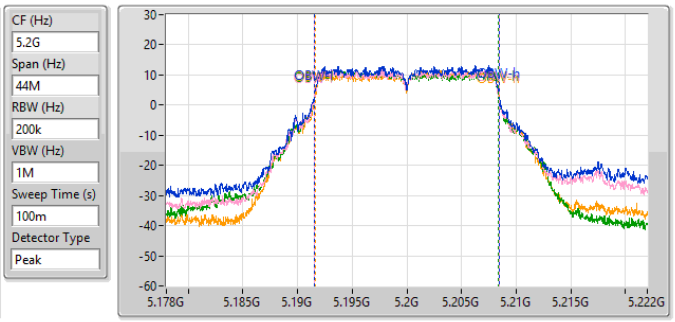

26dB(Hz)	Fl-26dB(Hz)	Fh-26dB(Hz)	OBW(Hz)	Fl-OBW(Hz)	Fh-OBW(Hz)	Limit(Hz)	Port
22.605M	5.188725G	5.21133G	16.91M	5.191524G	5.208434G	Inf	1
23.21M	5.18834G	5.21155G	16.898M	5.19153G	5.208428G	Inf	2
22.88M	5.188835G	5.211715G	16.866M	5.191522G	5.208388G	Inf	3
22.33M	5.188945G	5.211275G	16.84M	5.191594G	5.208434G	Inf	4

5.15-5.25GHz_802.11a_Nss1,(6Mbps)_4TX **EBW**

5240MHz

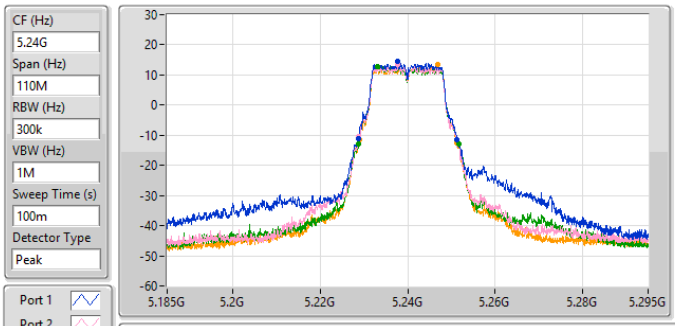

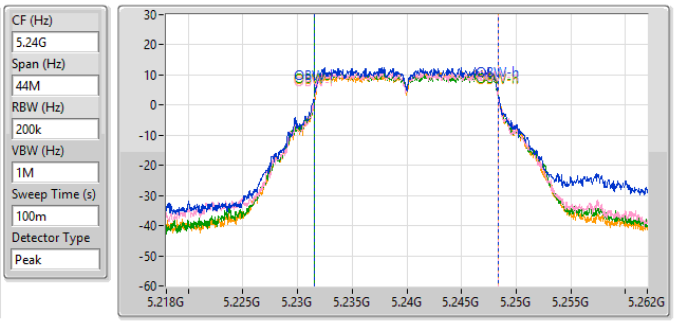

26dB(Hz)	Fl-26dB(Hz)	Fh-26dB(Hz)	OBW(Hz)	Fl-OBW(Hz)	Fh-OBW(Hz)	Limit(Hz)	Port
22.55M	5.228725G	5.251275G	16.857M	5.231524G	5.248381G	Inf	1
22.385M	5.22878G	5.251165G	16.834M	5.231544G	5.248378G	Inf	2
22.935M	5.22878G	5.251715G	16.899M	5.231503G	5.248402G	Inf	3
22.33M	5.228945G	5.251275G	16.855M	5.231556G	5.248411G	Inf	4

5.25-5.35GHz_802.11a_Nss1,(6Mbps)_4TX **EBW**

5260MHz

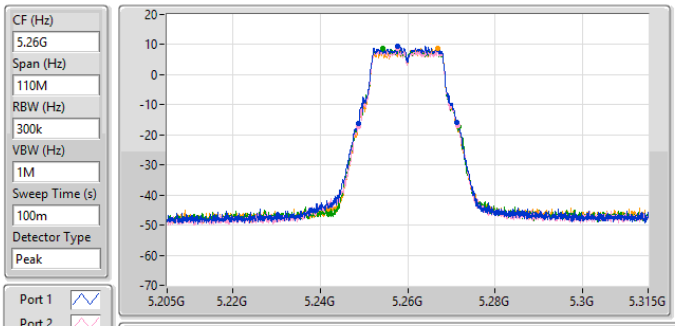

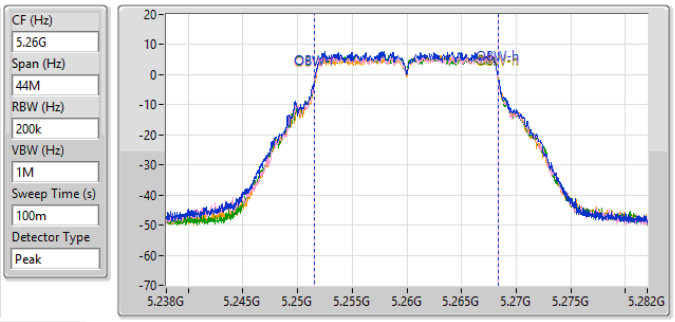

26dB(Hz)	Fl-26dB(Hz)	Fh-26dB(Hz)	OBW(Hz)	Fl-OBW(Hz)	Fh-OBW(Hz)	Limit(Hz)	Port
22.605M	5.24867G	5.271275G	16.855M	5.251525G	5.26838G	Inf	1
22.88M	5.24867G	5.27155G	16.852M	5.251552G	5.268403G	Inf	2
22.99M	5.24867G	5.27166G	16.842M	5.251526G	5.268368G	Inf	3
22.825M	5.248725G	5.27155G	16.818M	5.251577G	5.268395G	Inf	4

5.25-5.35GHz_802.11a_Nss1,(6Mbps)_4TX **EBW**

5300MHz

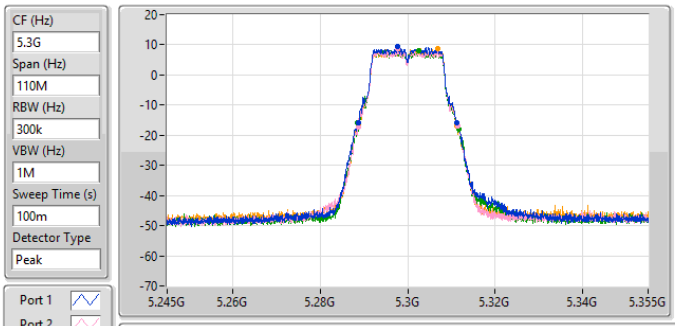

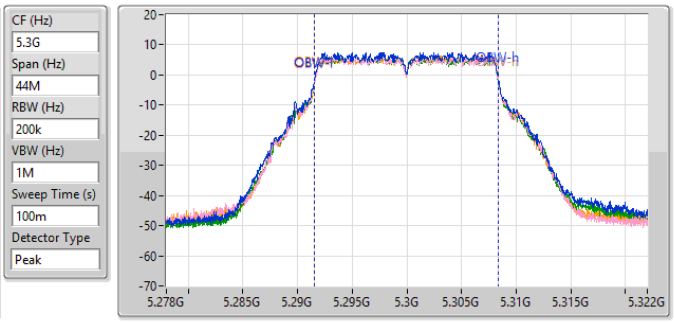

26dB(Hz)	Fl-26dB(Hz)	Fh-26dB(Hz)	OBW(Hz)	Fl-OBW(Hz)	Fh-OBW(Hz)	Limit(Hz)	Port
22.55M	5.288725G	5.311275G	16.851M	5.291522G	5.308373G	Inf	1
22.77M	5.288725G	5.311495G	16.852M	5.291549G	5.308401G	Inf	2
23.21M	5.288505G	5.311715G	16.84M	5.291538G	5.308378G	Inf	3
22.495M	5.28878G	5.311275G	16.818M	5.291572G	5.308389G	Inf	4

5.25-5.35GHz_802.11a_Nss1,(6Mbps)_4TX **EBW**

5320MHz

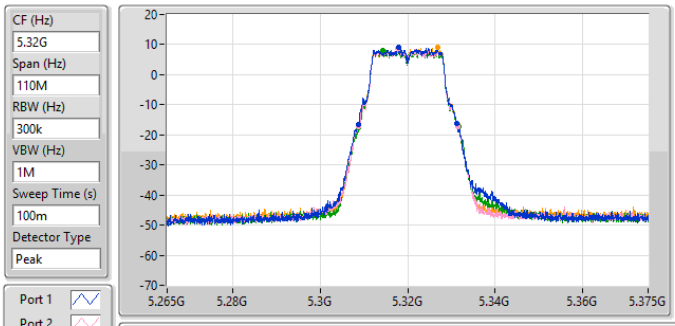

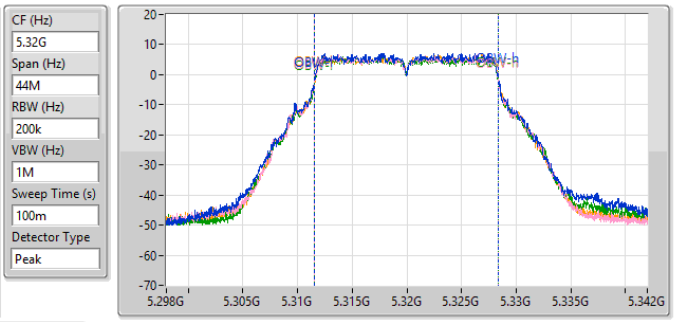

26dB(Hz)	Fl-26dB(Hz)	Fh-26dB(Hz)	OBW(Hz)	Fl-OBW(Hz)	Fh-OBW(Hz)	Limit(Hz)	Port
22.55M	5.308725G	5.331275G	16.858M	5.311532G	5.32839G	Inf	1
22.88M	5.30867G	5.33155G	16.849M	5.311541G	5.32839G	Inf	2
22.935M	5.30878G	5.331715G	16.83M	5.311557G	5.328387G	Inf	3
22.66M	5.308725G	5.331385G	16.832M	5.311569G	5.3284G	Inf	4

5.47-5.725GHz_802.11a_Nss1,(6Mbps)_4TX **EBW**

5500MHz

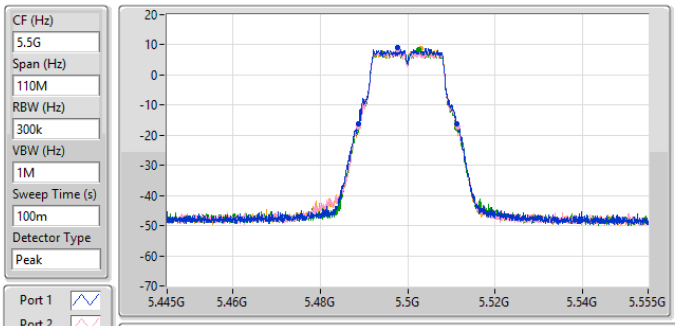

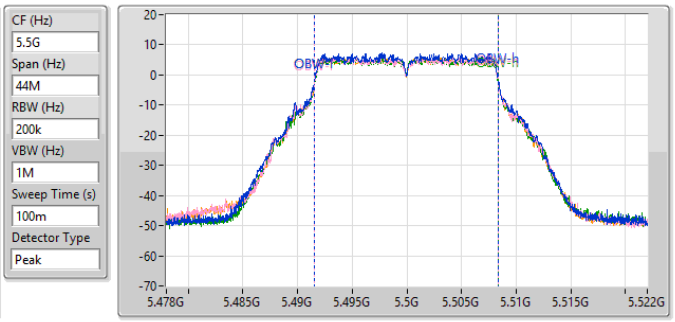

26dB(Hz)	Fl-26dB(Hz)	Fh-26dB(Hz)	OBW(Hz)	Fl-OBW(Hz)	Fh-OBW(Hz)	Limit(Hz)	Port
22.55M	5.488725G	5.511275G	16.854M	5.49152G	5.508373G	Inf	1
22.825M	5.48867G	5.511495G	16.867M	5.49151G	5.508376G	Inf	2
22.44M	5.488835G	5.511275G	16.822M	5.491542G	5.508363G	Inf	3
22.44M	5.48878G	5.51122G	16.826M	5.491539G	5.508365G	Inf	4

5.47-5.725GHz_802.11a_Nss1,(6Mbps)_4TX **EBW**

5580MHz

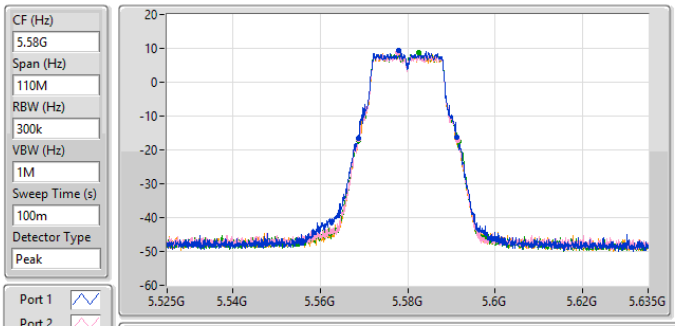

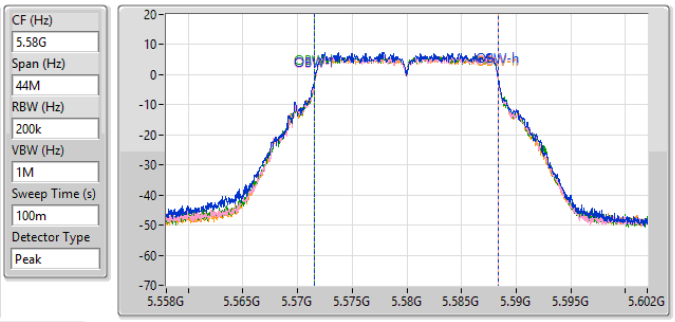

26dB(Hz)	Fl-26dB(Hz)	Fh-26dB(Hz)	OBW(Hz)	Fl-OBW(Hz)	Fh-OBW(Hz)	Limit(Hz)	Port
22.55M	5.568725G	5.591275G	16.858M	5.571518G	5.588376G	Inf	1
22.77M	5.56867G	5.59144G	16.851M	5.571535G	5.588387G	Inf	2
22.935M	5.56878G	5.591715G	16.821M	5.571551G	5.588372G	Inf	3
22.495M	5.568725G	5.59122G	16.829M	5.57154G	5.58837G	Inf	4

5.47-5.725GHz_802.11a_Nss1,(6Mbps)_4TX **EBW**

5700MHz

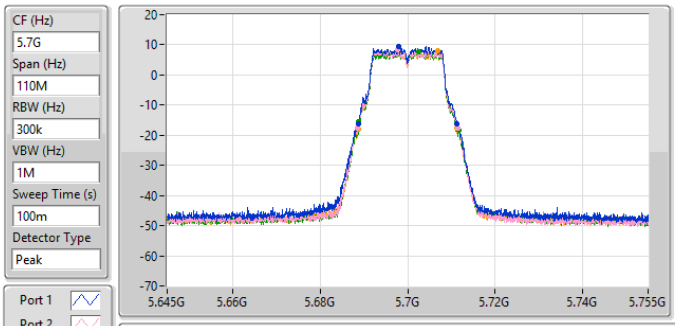

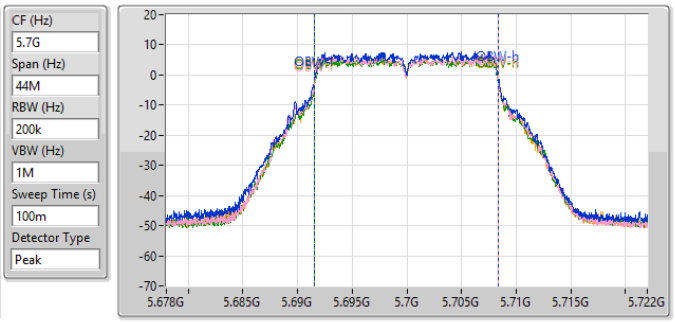

26dB(Hz)	Fl-26dB(Hz)	Fh-26dB(Hz)	OBW(Hz)	Fl-OBW(Hz)	Fh-OBW(Hz)	Limit(Hz)	Port
22.495M	5.688835G	5.71133G	16.858M	5.691527G	5.708385G	Inf	1
22.935M	5.688615G	5.71155G	16.879M	5.691505G	5.708384G	Inf	2
22.825M	5.688835G	5.71166G	16.802M	5.691564G	5.708365G	Inf	3
22.605M	5.68867G	5.711275G	16.825M	5.691556G	5.708381G	Inf	4

5.47-5.725GHz_802.11a_Nss1,(6Mbps)_4TX **EBW**

5720MHz Straddle 5.47-5.725GHz

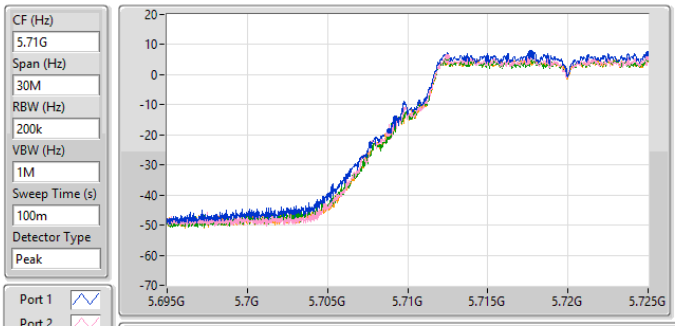

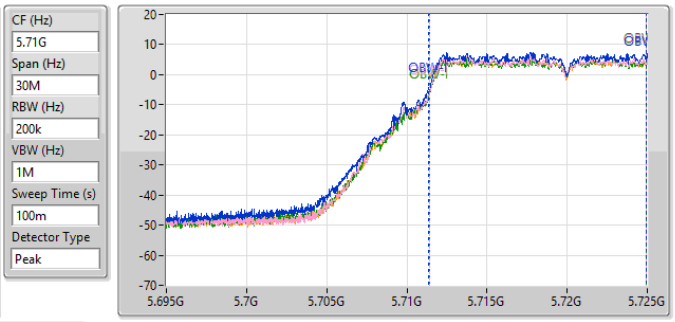

26dB(Hz)	Fl-26dB(Hz)	Fh-26dB(Hz)	OBW(Hz)	Fl-OBW(Hz)	Fh-OBW(Hz)	Limit(Hz)	Port
16.155M	5.708845G	5.725G	13.613M	5.711336G	5.724949G	Inf	1
16.23M	5.70877G	5.725G	13.557M	5.711389G	5.724946G	Inf	2
16.14M	5.70886G	5.725G	13.543M	5.71141G	5.724952G	Inf	3
16.275M	5.708725G	5.725G	13.553M	5.711397G	5.724949G	Inf	4

5.725-5.85GHz_802.11a_Nss1,(6Mbps)_4TX **EBW**

5720MHz Straddle 5.725-5.85GHz

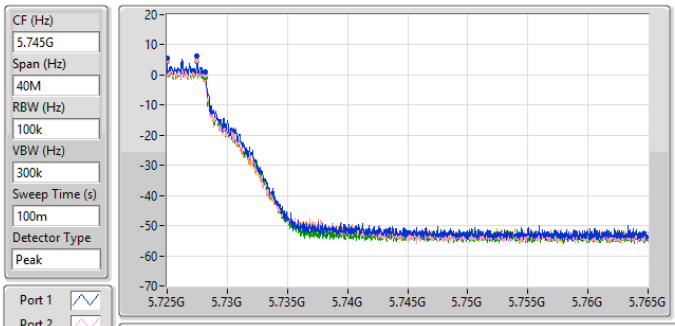

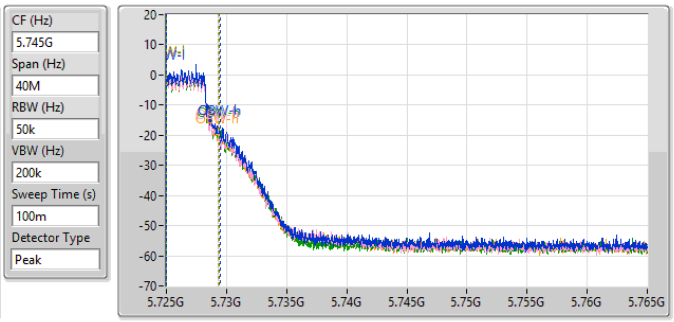

6dB(Hz)	Fl-6dB(Hz)	Fh-6dB(Hz)	OBW(Hz)	Fl-OBW(Hz)	Fh-OBW(Hz)	Limit(Hz)	Port
3.14M	5.725G	5.72814G	4.452M	5.725015G	5.729466G	500k	1
3.14M	5.725G	5.72814G	4.272M	5.72501G	5.729282G	500k	2
3.14M	5.725G	5.72814G	4.366M	5.725008G	5.729374G	500k	3
3.16M	5.725G	5.72816G	4.298M	5.725008G	5.729306G	500k	4

5.725-5.85GHz_802.11a_Nss1,(6Mbps)_4TX **EBW**

5745MHz

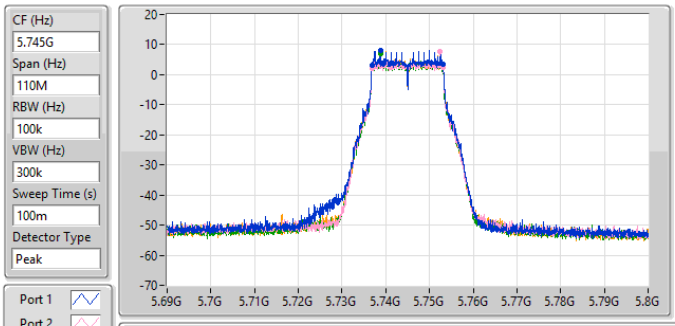

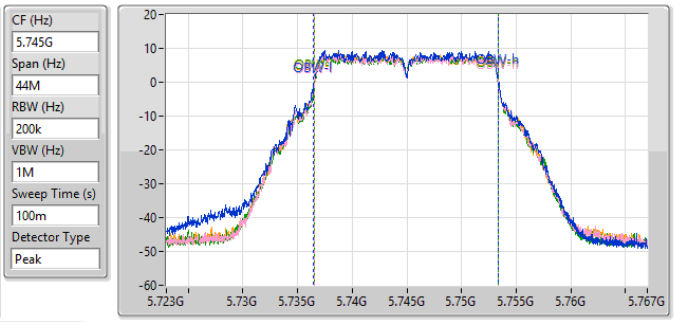

6dB(Hz)	Fl-6dB(Hz)	Fh-6dB(Hz)	OBW(Hz)	Fl-OBW(Hz)	Fh-OBW(Hz)	Limit(Hz)	Port
16.335M	5.736805G	5.75314G	16.898M	5.736469G	5.753367G	500k	1
16.335M	5.736805G	5.75314G	16.855M	5.736516G	5.753371G	500k	2
16.335M	5.736805G	5.75314G	16.819M	5.736544G	5.753362G	500k	3
16.335M	5.736805G	5.75314G	16.846M	5.736511G	5.753357G	500k	4

5.725-5.85GHz_802.11a_Nss1,(6Mbps)_4TX **EBW**

5785MHz

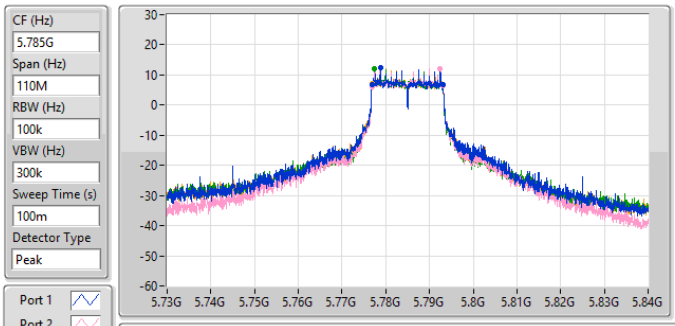

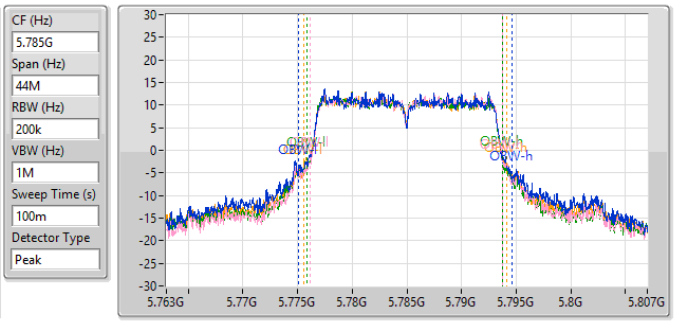

6dB(Hz)	Fl-6dB(Hz)	Fh-6dB(Hz)	OBW(Hz)	Fl-OBW(Hz)	Fh-OBW(Hz)	Limit(Hz)	Port
16.335M	5.776805G	5.79314G	19.493M	5.775101G	5.794594G	500k	1
16.335M	5.776805G	5.79314G	17.685M	5.776114G	5.793799G	500k	2
16.335M	5.776805G	5.79314G	17.931M	5.775817G	5.793749G	500k	3
16.335M	5.776805G	5.79314G	18.6M	5.775554G	5.794154G	500k	4

5.725-5.85GHz_802.11a_Nss1,(6Mbps)_4TX **EBW**

5825MHz

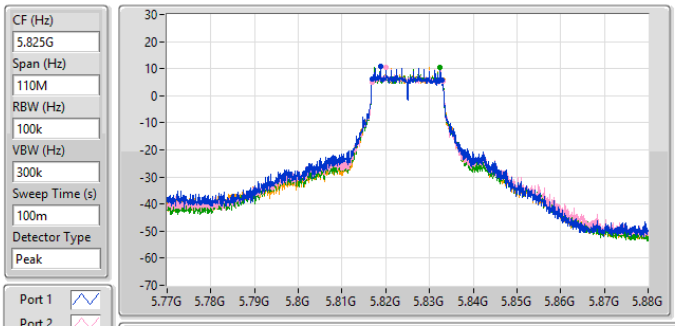

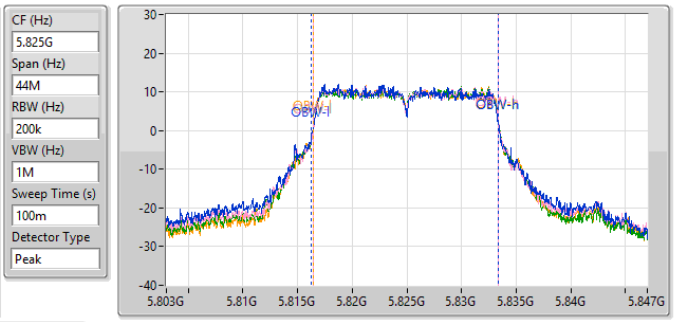

6dB(Hz)	Fl-6dB(Hz)	Fh-6dB(Hz)	OBW(Hz)	Fl-OBW(Hz)	Fh-OBW(Hz)	Limit(Hz)	Port
16.06M	5.816805G	5.832865G	17.112M	5.816291G	5.833403G	500k	1
16.335M	5.816805G	5.83314G	16.972M	5.816419G	5.833391G	500k	2
16.335M	5.816805G	5.83314G	16.957M	5.816456G	5.833413G	500k	3
16.335M	5.816805G	5.83314G	16.948M	5.81646G	5.833408G	500k	4

5.15-5.25GHz_802.11be EHT20_Nss1,(MCS0)_4TX **EBW**

5180MHz

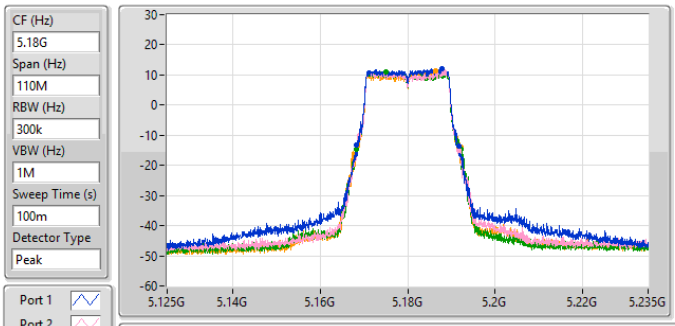

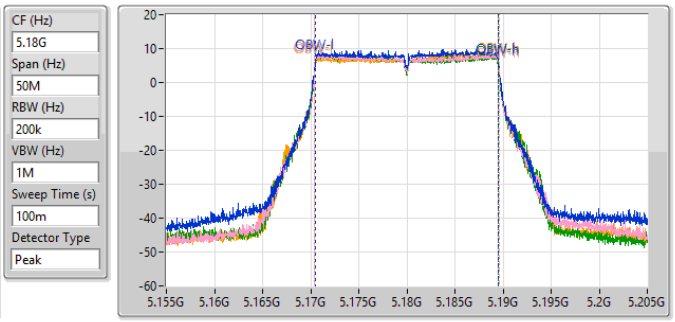

26dB(Hz)	Fl-26dB(Hz)	Fh-26dB(Hz)	OBW(Hz)	Fl-OBW(Hz)	Fh-OBW(Hz)	Limit(Hz)	Port
23.32M	5.168285G	5.191605G	19.109M	5.170446G	5.189555G	Inf	1
23.485M	5.16834G	5.191825G	19.146M	5.170431G	5.189577G	Inf	2
24.09M	5.168175G	5.192265G	19.127M	5.170423G	5.18955G	Inf	3
23.595M	5.16856G	5.192155G	19.125M	5.170438G	5.189563G	Inf	4

5.15-5.25GHz_802.11be EHT20_Nss1,(MCS0)_4TX **EBW**

5200MHz

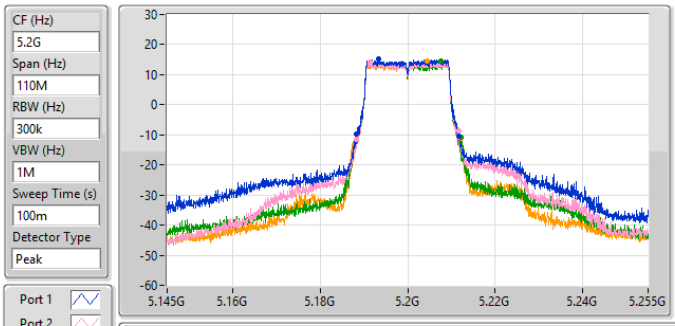

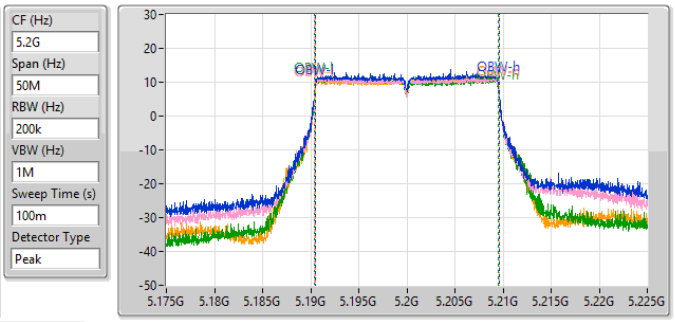

26dB(Hz)	Fl-26dB(Hz)	Fh-26dB(Hz)	OBW(Hz)	Fl-OBW(Hz)	Fh-OBW(Hz)	Limit(Hz)	Port
23.32M	5.188285G	5.211605G	19.127M	5.19044G	5.209567G	Inf	1
23.32M	5.18834G	5.21166G	19.134M	5.19043G	5.209564G	Inf	2
23.815M	5.18834G	5.212155G	19.107M	5.190428G	5.209535G	Inf	3
23.87M	5.188285G	5.212155G	19.103M	5.190462G	5.209565G	Inf	4

5.15-5.25GHz_802.11be EHT20_Nss1,(MCS0)_4TX **EBW**

5240MHz

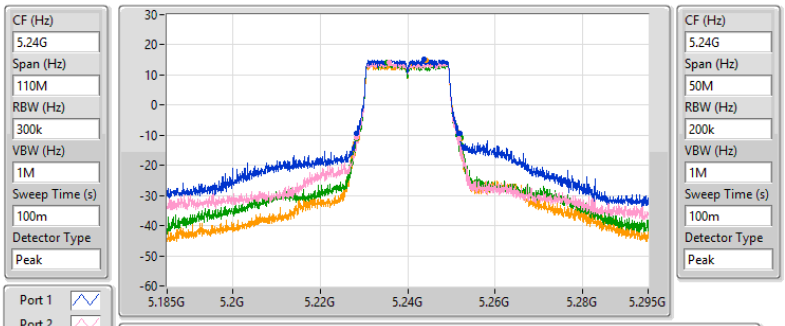

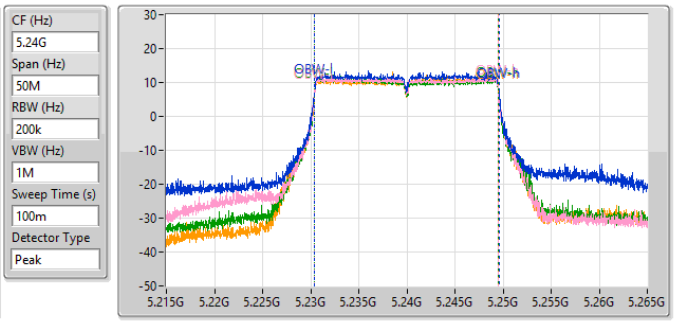

26dB(Hz)	Fl-26dB(Hz)	Fh-26dB(Hz)	OBW(Hz)	Fl-OBW(Hz)	Fh-OBW(Hz)	Limit(Hz)	Port
23.815M	5.22823G	5.252045G	19.155M	5.230423G	5.249578G	Inf	1
23.21M	5.228395G	5.251605G	19.126M	5.230421G	5.249547G	Inf	2
23.87M	5.228285G	5.252155G	19.123M	5.230427G	5.249551G	Inf	3
23.65M	5.228505G	5.252155G	19.115M	5.230439G	5.249554G	Inf	4

5.25-5.35GHz_802.11be EHT20_Nss1,(MCS0)_4TX **EBW**

5260MHz

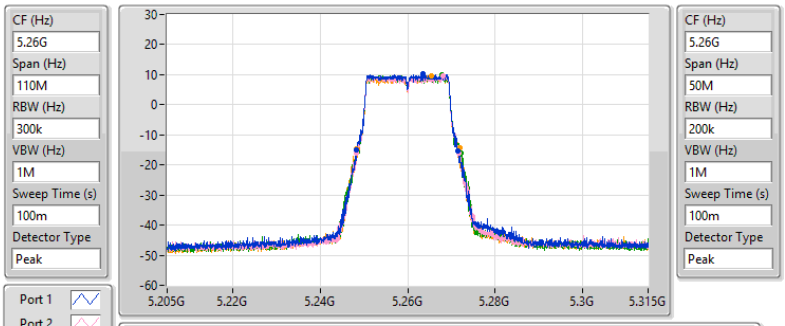

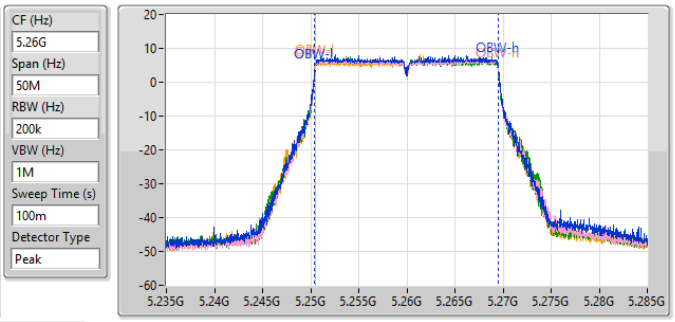

26dB(Hz)	Fl-26dB(Hz)	Fh-26dB(Hz)	OBW(Hz)	Fl-OBW(Hz)	Fh-OBW(Hz)	Limit(Hz)	Port
23.045M	5.248395G	5.27144G	19.118M	5.250427G	5.269545G	Inf	1
23.32M	5.248395G	5.271715G	19.109M	5.250444G	5.269553G	Inf	2
23.705M	5.24845G	5.272155G	19.106M	5.25043G	5.269536G	Inf	3
23.54M	5.248395G	5.271935G	19.102M	5.250443G	5.269545G	Inf	4

5.25-5.35GHz_802.11be EHT20_Nss1,(MCS0)_4TX **EBW**

5300MHz

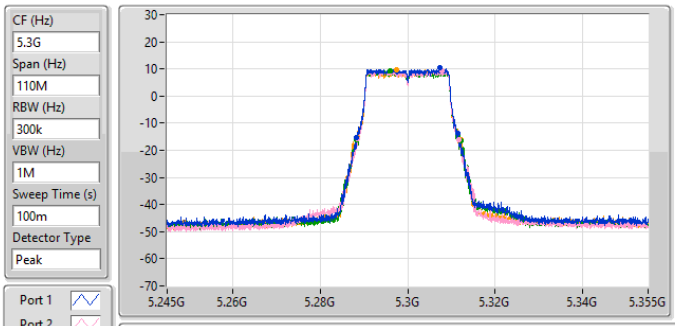

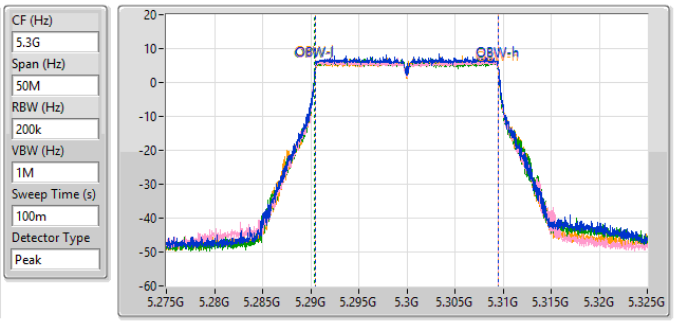

26dB(Hz)	Fl-26dB(Hz)	Fh-26dB(Hz)	OBW(Hz)	Fl-OBW(Hz)	Fh-OBW(Hz)	Limit(Hz)	Port
23.21M	5.288285G	5.311495G	19.109M	5.290445G	5.309554G	Inf	1
23.1M	5.288505G	5.311605G	19.108M	5.290442G	5.30955G	Inf	2
24.035M	5.288175G	5.31221G	19.087M	5.290439G	5.309526G	Inf	3
23.65M	5.28856G	5.31221G	19.095M	5.290446G	5.309541G	Inf	4

5.25-5.35GHz_802.11be EHT20_Nss1,(MCS0)_4TX **EBW**

5320MHz

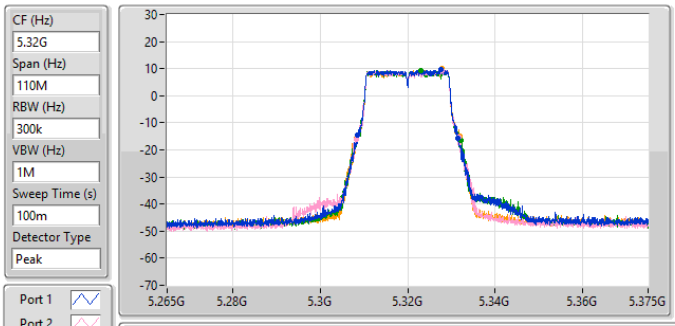

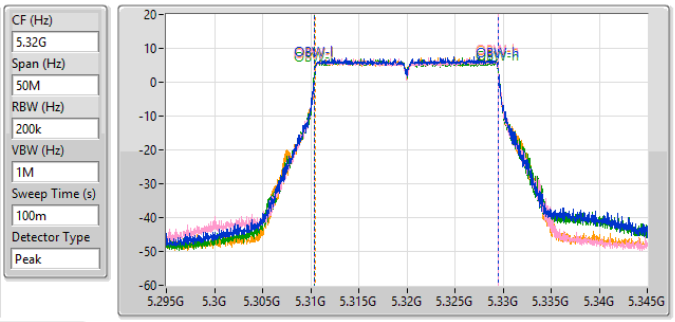

26dB(Hz)	Fl-26dB(Hz)	Fh-26dB(Hz)	OBW(Hz)	Fl-OBW(Hz)	Fh-OBW(Hz)	Limit(Hz)	Port
23.045M	5.30845G	5.331495G	19.104M	5.310433G	5.329538G	Inf	1
23.485M	5.308175G	5.33166G	19.111M	5.310439G	5.329549G	Inf	2
23.87M	5.30834G	5.33221G	19.114M	5.310434G	5.329548G	Inf	3
23.595M	5.308395G	5.33199G	19.088M	5.310454G	5.329543G	Inf	4

5.47-5.725GHz_802.11be EHT20_Nss1,(MCS0)_4TX **EBW**

5500MHz

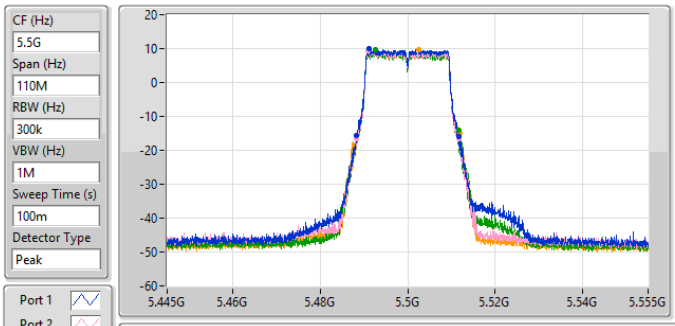

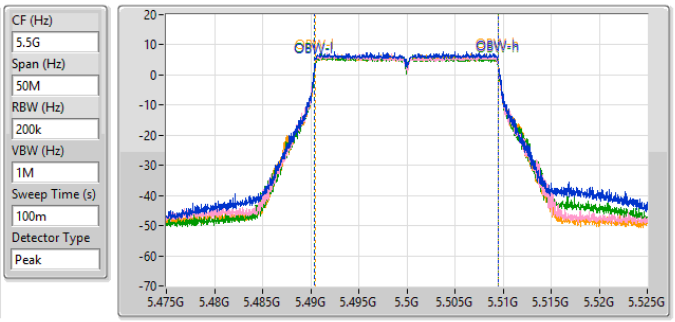

26dB(Hz)	Fl-26dB(Hz)	Fh-26dB(Hz)	OBW(Hz)	Fl-OBW(Hz)	Fh-OBW(Hz)	Limit(Hz)	Port
23.595M	5.48823G	5.511825G	19.105M	5.490429G	5.509534G	Inf	1
23.21M	5.488395G	5.511605G	19.124M	5.49041G	5.509534G	Inf	2
23.265M	5.48834G	5.511605G	19.1M	5.490428G	5.509528G	Inf	3
23.65M	5.48834G	5.51199G	19.082M	5.49045G	5.509532G	Inf	4

5.47-5.725GHz_802.11be EHT20_Nss1,(MCS0)_4TX **EBW**

5580MHz

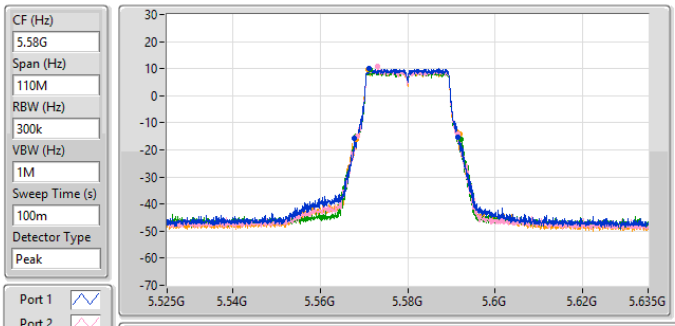

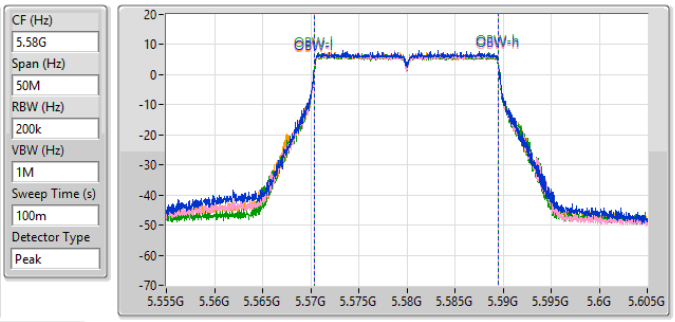

26dB(Hz)	Fl-26dB(Hz)	Fh-26dB(Hz)	OBW(Hz)	Fl-OBW(Hz)	Fh-OBW(Hz)	Limit(Hz)	Port
23.705M	5.567845G	5.59155G	19.099M	5.570434G	5.589532G	Inf	1
22.88M	5.568505G	5.591385G	19.131M	5.570423G	5.589554G	Inf	2
23.76M	5.56834G	5.5921G	19.099M	5.570427G	5.589526G	Inf	3
23.65M	5.56823G	5.59188G	19.121M	5.570424G	5.589545G	Inf	4

5.47-5.725GHz_802.11be EHT20_Nss1,(MCS0)_4TX **EBW**

5700MHz

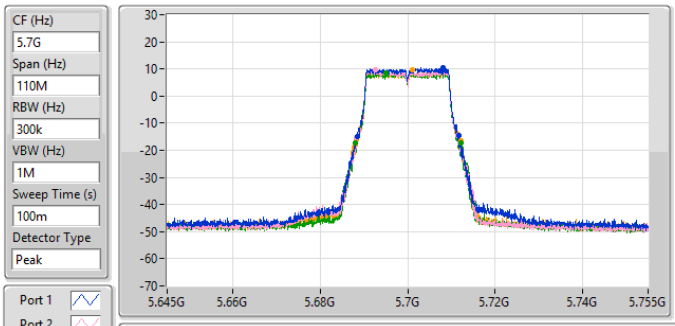

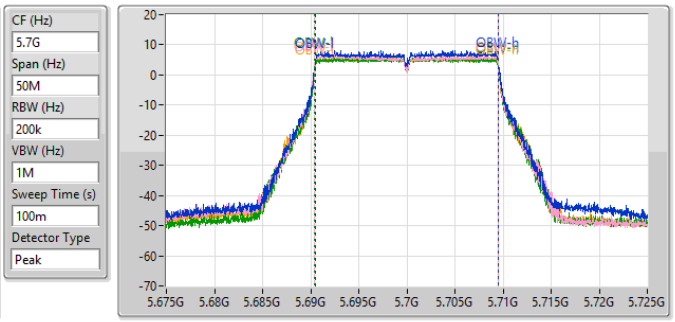

26dB(Hz)	Fl-26dB(Hz)	Fh-26dB(Hz)	OBW(Hz)	Fl-OBW(Hz)	Fh-OBW(Hz)	Limit(Hz)	Port
23.1M	5.688505G	5.711605G	19.104M	5.690444G	5.709548G	Inf	1
23.045M	5.688395G	5.71144G	19.119M	5.690416G	5.709535G	Inf	2
24.035M	5.68812G	5.712155G	19.098M	5.690436G	5.709534G	Inf	3
23.76M	5.688395G	5.712155G	19.098M	5.690448G	5.709546G	Inf	4

5.47-5.725GHz_802.11be EHT20_Nss1,(MCS0)_4TX **EBW**

5720MHz Straddle 5.47-5.725GHz

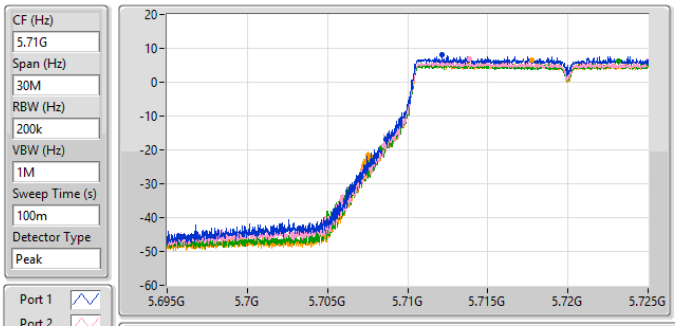

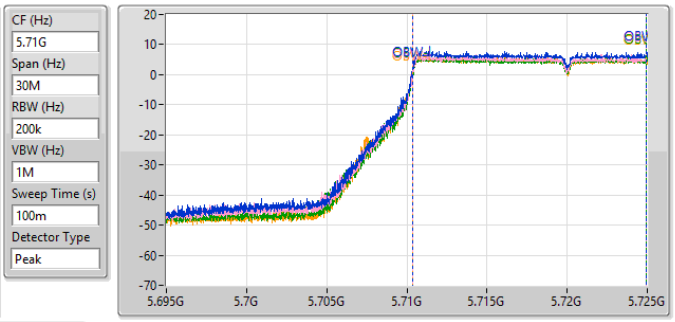

26dB(Hz)	Fl-26dB(Hz)	Fh-26dB(Hz)	OBW(Hz)	Fl-OBW(Hz)	Fh-OBW(Hz)	Limit(Hz)	Port
16.38M	5.70862G	5.725G	14.579M	5.710356G	5.724936G	Inf	1
16.485M	5.708515G	5.725G	14.585M	5.710358G	5.724944G	Inf	2
16.62M	5.70838G	5.725G	14.562M	5.710378G	5.724939G	Inf	3
16.635M	5.708365G	5.725G	14.548M	5.71037G	5.724919G	Inf	4

5.725-5.85GHz_802.11be EHT20_Nss1,(MCS0)_4TX **EBW**

5720MHz Straddle 5.725-5.85GHz

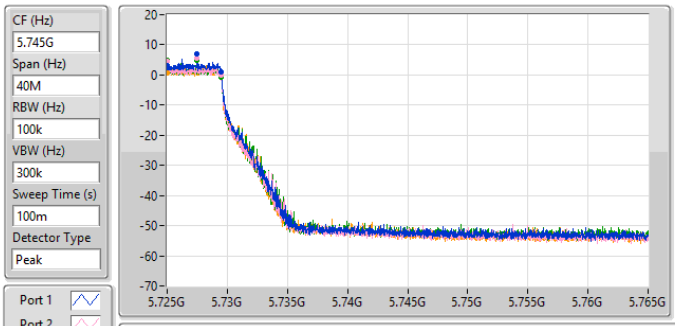

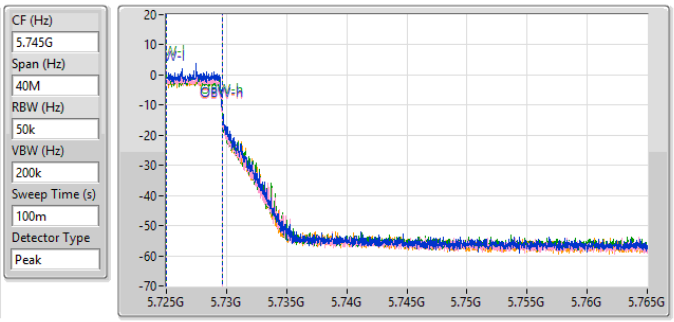

6dB(Hz)	Fl-6dB(Hz)	Fh-6dB(Hz)	OBW(Hz)	Fl-OBW(Hz)	Fh-OBW(Hz)	Limit(Hz)	Port
4.5M	5.725G	5.7295G	4.624M	5.725024G	5.729648G	500k	1
4.5M	5.725G	5.7295G	4.607M	5.725016G	5.729623G	500k	2
4.52M	5.725G	5.72952G	4.62M	5.72501G	5.72963G	500k	3
4.5M	5.725G	5.7295G	4.633M	5.725015G	5.729649G	500k	4

5.725-5.85GHz_802.11be EHT20_Nss1,(MCS0)_4TX **EBW**

5745MHz

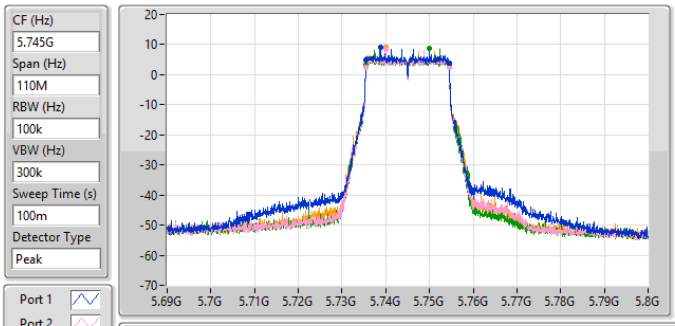

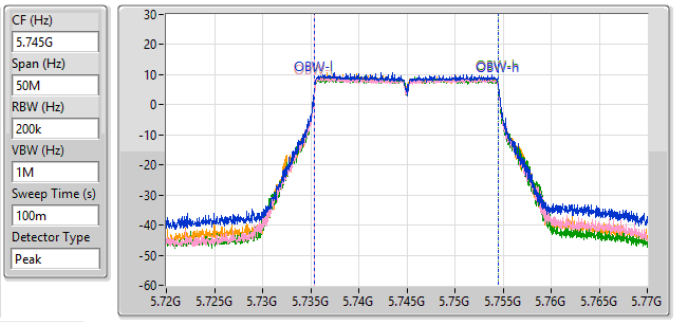

6dB(Hz)	Fl-6dB(Hz)	Fh-6dB(Hz)	OBW(Hz)	Fl-OBW(Hz)	Fh-OBW(Hz)	Limit(Hz)	Port
19.03M	5.735485G	5.754515G	19.136M	5.735412G	5.754548G	500k	1
19.085M	5.73543G	5.754515G	19.139M	5.735411G	5.75455G	500k	2
19.03M	5.73543G	5.75446G	19.085M	5.735435G	5.75452G	500k	3
18.975M	5.735485G	5.75446G	19.108M	5.735428G	5.754536G	500k	4

5.725-5.85GHz_802.11be EHT20_Nss1,(MCS0)_4TX **EBW**

5785MHz

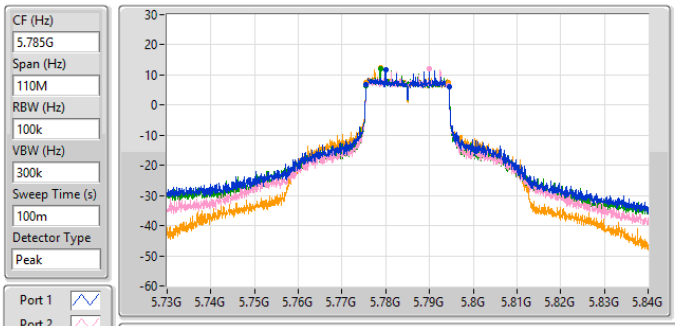

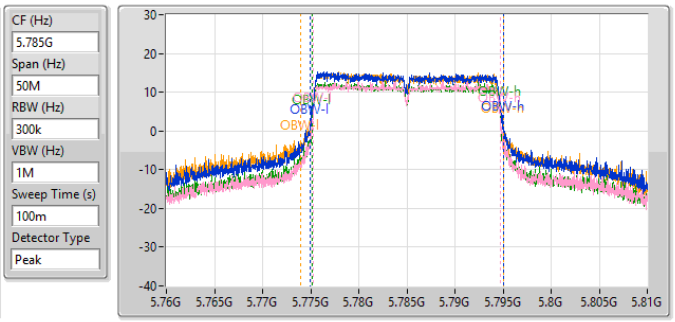

6dB(Hz)	Fl-6dB(Hz)	Fh-6dB(Hz)	OBW(Hz)	Fl-OBW(Hz)	Fh-OBW(Hz)	Limit(Hz)	Port
18.975M	5.775485G	5.79446G	20.116M	5.774902G	5.795019G	500k	1
18.92M	5.775485G	5.794405G	19.431M	5.775255G	5.794686G	500k	2
18.975M	5.77543G	5.794405G	19.505M	5.775176G	5.794681G	500k	3
18.865M	5.775485G	5.79435G	21.054M	5.773997G	5.795051G	500k	4

5.725-5.85GHz_802.11be EHT20_Nss1,(MCS0)_4TX **EBW**

5825MHz

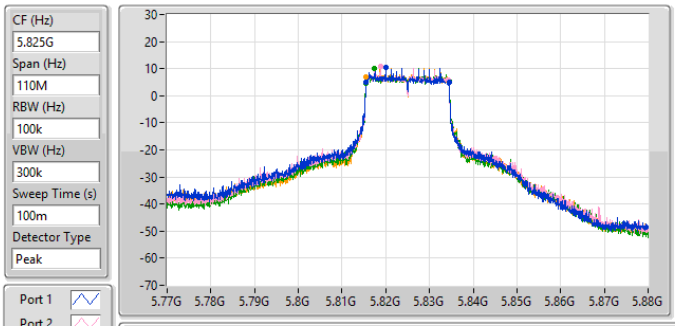

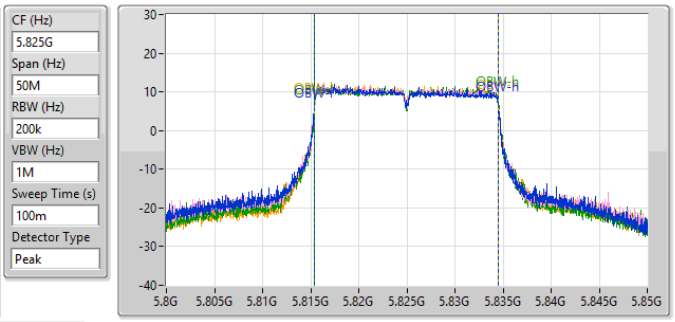

6dB(Hz)	Fl-6dB(Hz)	Fh-6dB(Hz)	OBW(Hz)	Fl-OBW(Hz)	Fh-OBW(Hz)	Limit(Hz)	Port
18.975M	5.815485G	5.83446G	19.184M	5.815358G	5.834542G	500k	1
18.975M	5.81543G	5.834405G	19.182M	5.81536G	5.834542G	500k	2
19.085M	5.81543G	5.834515G	19.163M	5.815391G	5.834554G	500k	3
18.92M	5.815485G	5.834405G	19.148M	5.815406G	5.834554G	500k	4

5.15-5.25GHz_802.11be EHT40_Nss1,(MCS0)_4TX **EBW**

5190MHz

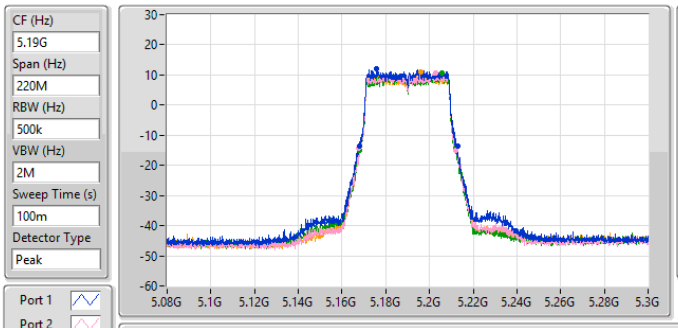

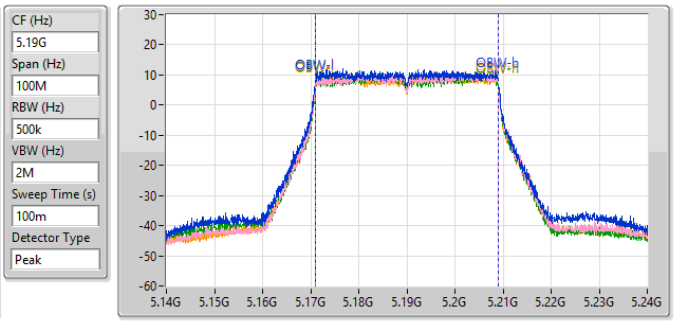

26dB(Hz)	Fl-26dB(Hz)	Fh-26dB(Hz)	OBW(Hz)	Fl-OBW(Hz)	Fh-OBW(Hz)	Limit(Hz)	Port
44.99M	5.16778G	5.21277G	38.11M	5.170929G	5.209038G	Inf	1
44.55M	5.16767G	5.21222G	38.037M	5.17102G	5.209057G	Inf	2
44.22M	5.16789G	5.21211G	38.022M	5.171022G	5.209044G	Inf	3
44.22M	5.168G	5.21222G	38.02M	5.171015G	5.209036G	Inf	4

5.15-5.25GHz_802.11be EHT40_Nss1,(MCS0)_4TX **EBW**

5230MHz

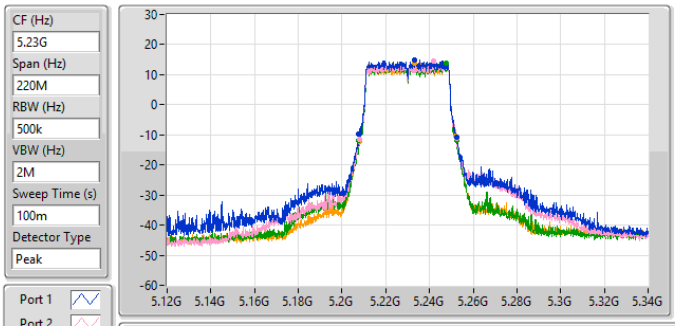

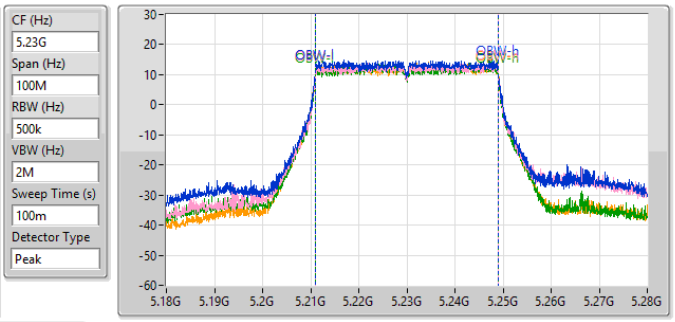

26dB(Hz)	Fl-26dB(Hz)	Fh-26dB(Hz)	OBW(Hz)	Fl-OBW(Hz)	Fh-OBW(Hz)	Limit(Hz)	Port
44.66M	5.20767G	5.25233G	38.071M	5.210965G	5.249036G	Inf	1
44.44M	5.208G	5.25244G	38.114M	5.210974G	5.249088G	Inf	2
44.66M	5.20767G	5.25233G	38.046M	5.210981G	5.249027G	Inf	3
44.44M	5.20778G	5.25222G	38.096M	5.210955G	5.249051G	Inf	4

5.25-5.35GHz_802.11be EHT40_Nss1,(MCS0)_4TX **EBW**

5270MHz

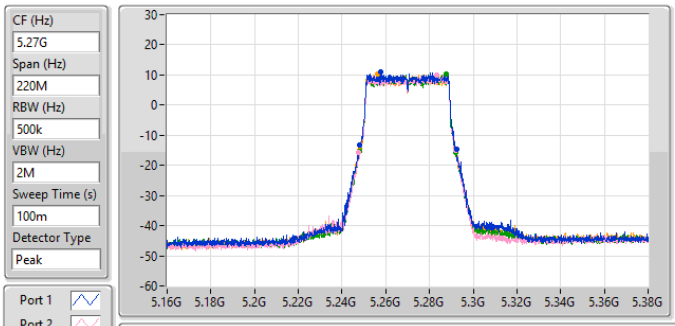

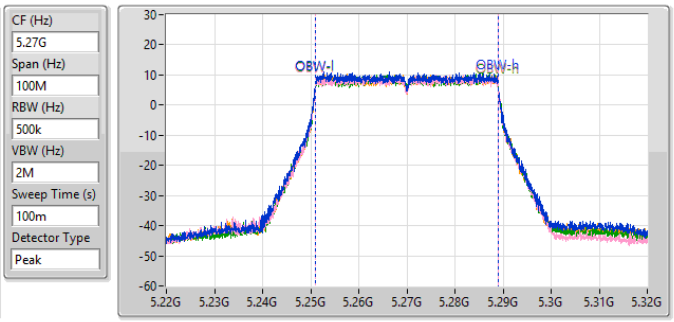

26dB(Hz)	Fl-26dB(Hz)	Fh-26dB(Hz)	OBW(Hz)	Fl-OBW(Hz)	Fh-OBW(Hz)	Limit(Hz)	Port
44.44M	5.24789G	5.29233G	38.095M	5.250927G	5.289023G	Inf	1
44.44M	5.24767G	5.29211G	38.066M	5.250975G	5.289041G	Inf	2
44.22M	5.248G	5.29222G	38.098M	5.250954G	5.289052G	Inf	3
43.89M	5.248G	5.29189G	38.074M	5.250962G	5.289036G	Inf	4

5.25-5.35GHz_802.11be EHT40_Nss1,(MCS0)_4TX **EBW**

5310MHz

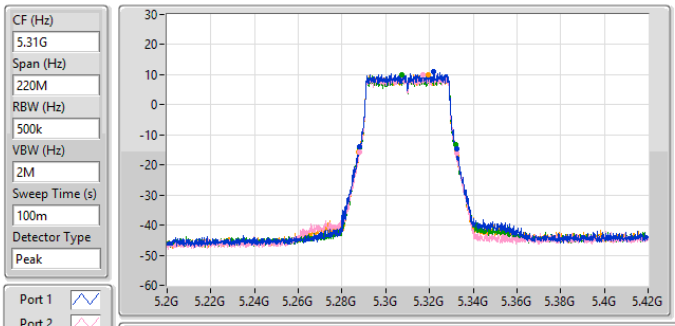

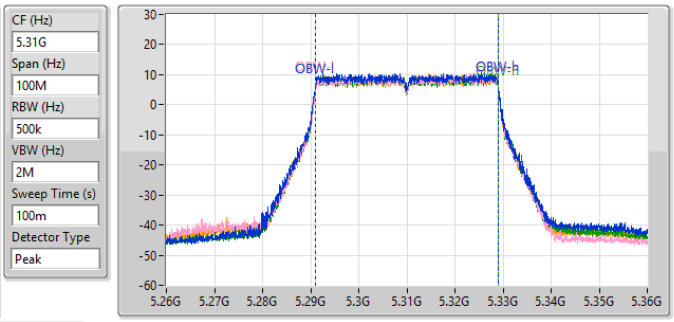

26dB(Hz)	Fl-26dB(Hz)	Fh-26dB(Hz)	OBW(Hz)	Fl-OBW(Hz)	Fh-OBW(Hz)	Limit(Hz)	Port
44.44M	5.28789G	5.33233G	38.096M	5.290933G	5.329029G	Inf	1
44.55M	5.28789G	5.33244G	38.062M	5.290977G	5.329039G	Inf	2
44M	5.28811G	5.33211G	38.099M	5.290972G	5.329071G	Inf	3
44.77M	5.28756G	5.33233G	38.072M	5.290956G	5.329027G	Inf	4

5.47-5.725GHz_802.11be EHT40_Nss1,(MCS0)_4TX **EBW**

5510MHz

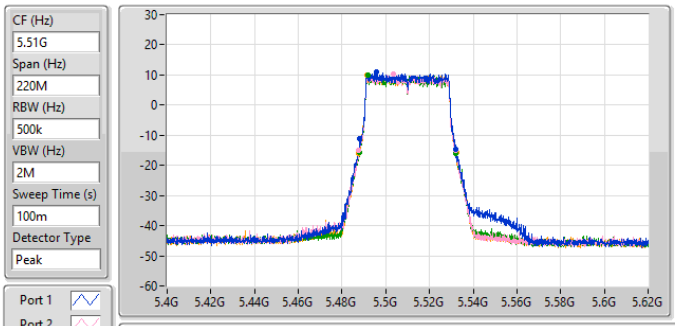

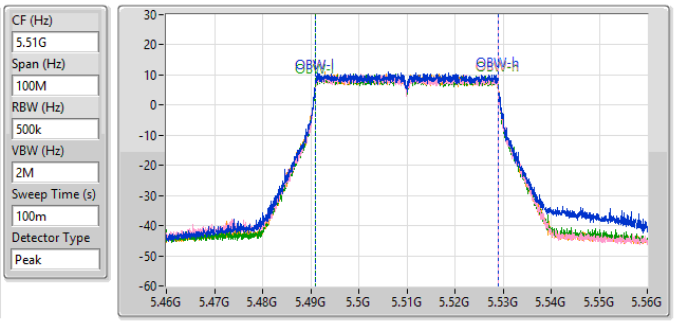

26dB(Hz)	Fl-26dB(Hz)	Fh-26dB(Hz)	OBW(Hz)	Fl-OBW(Hz)	Fh-OBW(Hz)	Limit(Hz)	Port
44M	5.488G	5.532G	38.101M	5.490911G	5.529012G	Inf	1
44.44M	5.48745G	5.53189G	38.06M	5.490942G	5.529002G	Inf	2
44M	5.48789G	5.53189G	38.063M	5.490933G	5.528997G	Inf	3
44.66M	5.48767G	5.53233G	38.084M	5.49094G	5.529024G	Inf	4

5.47-5.725GHz_802.11be EHT40_Nss1,(MCS0)_4TX **EBW**

5590MHz

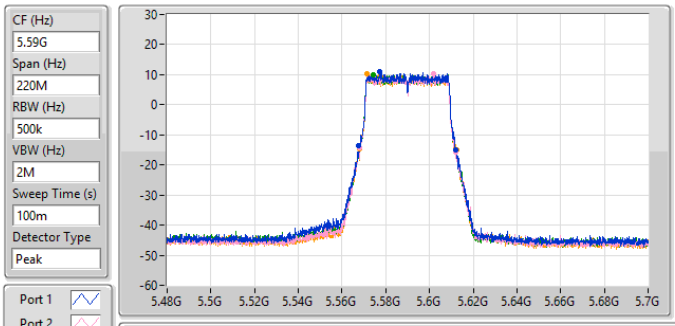

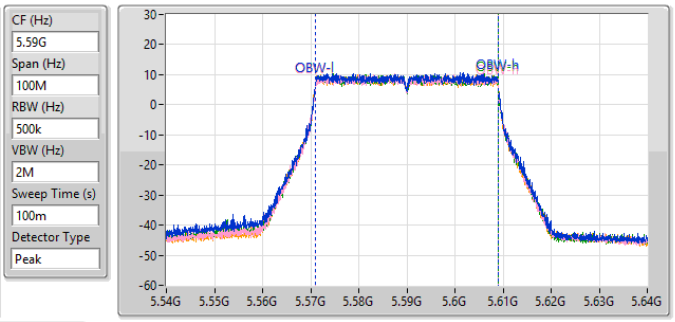

26dB(Hz)	Fl-26dB(Hz)	Fh-26dB(Hz)	OBW(Hz)	Fl-OBW(Hz)	Fh-OBW(Hz)	Limit(Hz)	Port
44.44M	5.56767G	5.61211G	38.084M	5.570927G	5.609011G	Inf	1
44.11M	5.568G	5.61211G	38.033M	5.57097G	5.609003G	Inf	2
44.55M	5.56767G	5.61222G	38.073M	5.570929G	5.609002G	Inf	3
44.33M	5.568G	5.61233G	38.073M	5.570932G	5.609005G	Inf	4

5.47-5.725GHz_802.11be EHT40_Nss1,(MCS0)_4TX **EBW**

5670MHz

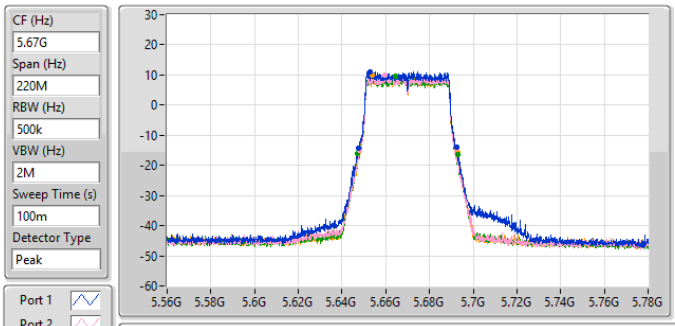

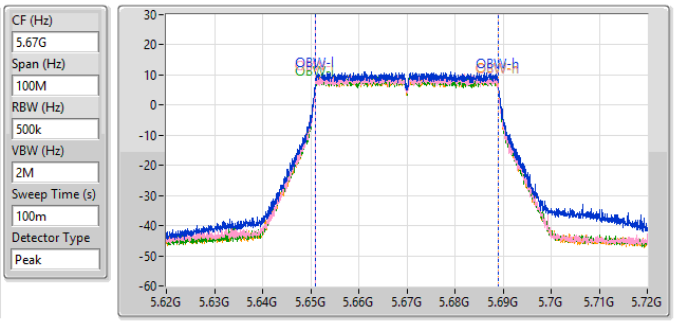

26dB(Hz)	Fl-26dB(Hz)	Fh-26dB(Hz)	OBW(Hz)	Fl-OBW(Hz)	Fh-OBW(Hz)	Limit(Hz)	Port
45.21M	5.64734G	5.69255G	38.102M	5.650942G	5.689044G	Inf	1
44.55M	5.64778G	5.69233G	38.046M	5.650966G	5.689013G	Inf	2
45.54M	5.64723G	5.69277G	38.088M	5.65095G	5.689038G	Inf	3
45.32M	5.64756G	5.69288G	38.106M	5.650941G	5.689047G	Inf	4

5.47-5.725GHz_802.11be EHT40_Nss1,(MCS0)_4TX **EBW**

5710MHz Straddle 5.47-5.725GHz

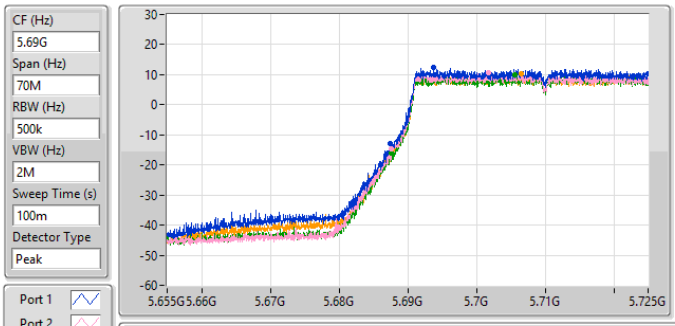

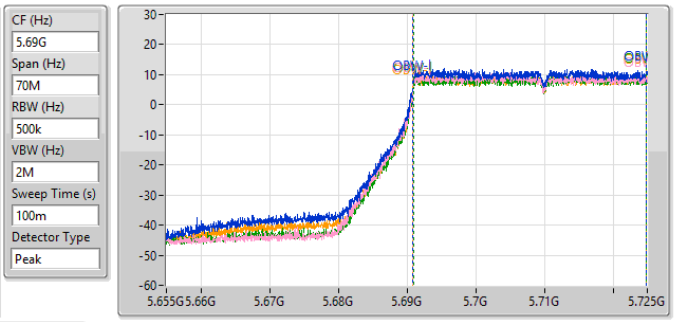

26dB(Hz)	Fl-26dB(Hz)	Fh-26dB(Hz)	OBW(Hz)	Fl-OBW(Hz)	Fh-OBW(Hz)	Limit(Hz)	Port
37.485M	5.687515G	5.725G	33.962M	5.690874G	5.724836G	Inf	1
37.45M	5.68755G	5.725G	33.921M	5.690898G	5.72482G	Inf	2
37.45M	5.68755G	5.725G	33.9M	5.690932G	5.724831G	Inf	3
37.275M	5.687725G	5.725G	33.949M	5.690897G	5.724846G	Inf	4

5.725-5.85GHz_802.11be EHT40_Nss1,(MCS0)_4TX **EBW**

5710MHz Straddle 5.725-5.85GHz

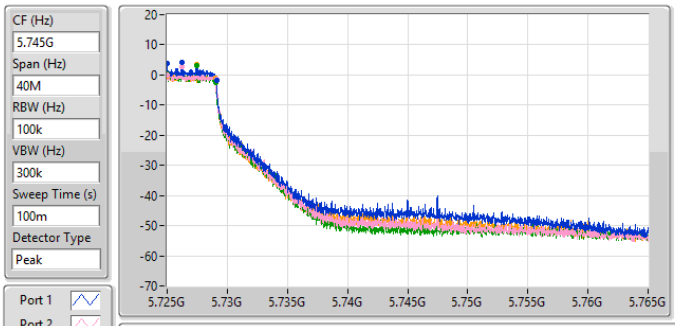

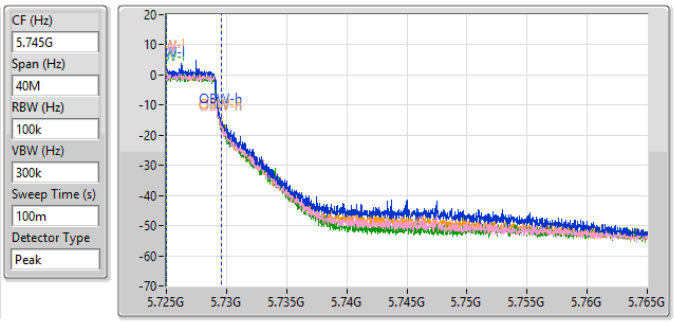

6dB(Hz)	Fl-6dB(Hz)	Fh-6dB(Hz)	OBW(Hz)	Fl-OBW(Hz)	Fh-OBW(Hz)	Limit(Hz)	Port
4.1M	5.725G	5.7291G	4.574M	5.725025G	5.729599G	500k	1
4.1M	5.725G	5.7291G	4.538M	5.72501G	5.729549G	500k	2
4.02M	5.725G	5.72902G	4.546M	5.725019G	5.729564G	500k	3
4.02M	5.725G	5.72902G	4.531M	5.725009G	5.72954G	500k	4

5.725-5.85GHz_802.11be EHT40_Nss1,(MCS0)_4TX **EBW**

5755MHz

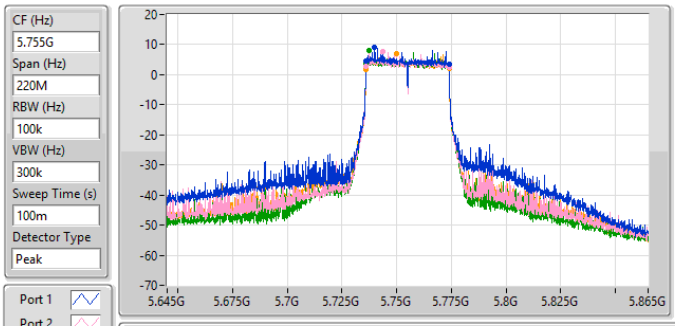

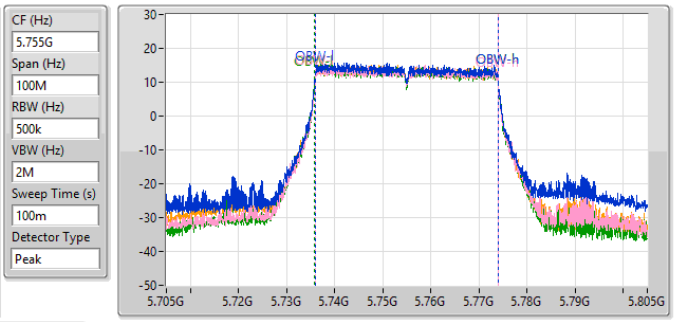

6dB(Hz)	Fl-6dB(Hz)	Fh-6dB(Hz)	OBW(Hz)	Fl-OBW(Hz)	Fh-OBW(Hz)	Limit(Hz)	Port
37.95M	5.73597G	5.77392G	38.085M	5.73589G	5.773975G	500k	1
37.95M	5.73597G	5.77392G	38.054M	5.735929G	5.773983G	500k	2
38.06M	5.73597G	5.77403G	38.111M	5.735873G	5.773985G	500k	3
38.17M	5.73586G	5.77403G	38.063M	5.735898G	5.77396G	500k	4

5.725-5.85GHz_802.11be EHT40_Nss1,(MCS0)_4TX **EBW**

5795MHz

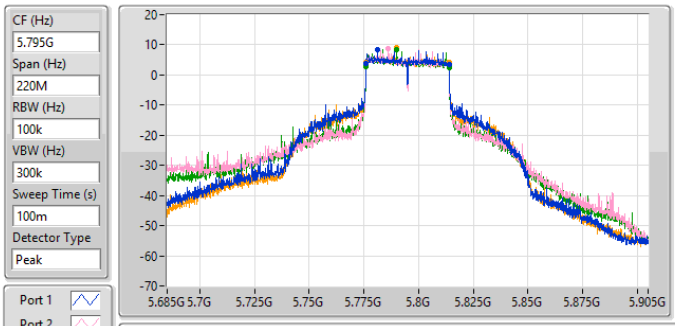

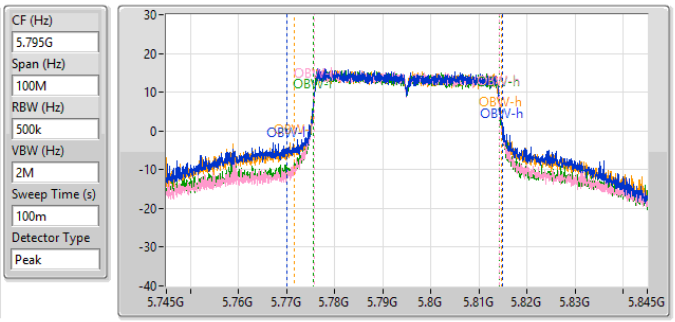

6dB(Hz)	Fl-6dB(Hz)	Fh-6dB(Hz)	OBW(Hz)	Fl-OBW(Hz)	Fh-OBW(Hz)	Limit(Hz)	Port
38.17M	5.77586G	5.81403G	44.922M	5.770026G	5.814949G	500k	1
38.28M	5.77586G	5.81414G	38.453M	5.775679G	5.814131G	500k	2
38.17M	5.77586G	5.81403G	38.532M	5.775598G	5.814129G	500k	3
38.06M	5.77586G	5.81392G	43.014M	5.771658G	5.814672G	500k	4

5.15-5.25GHz_802.11be EHT80_Nss1,(MCS0)_4TX **EBW**

5210MHz

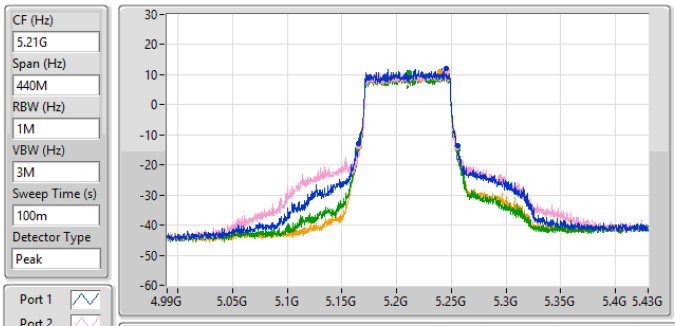

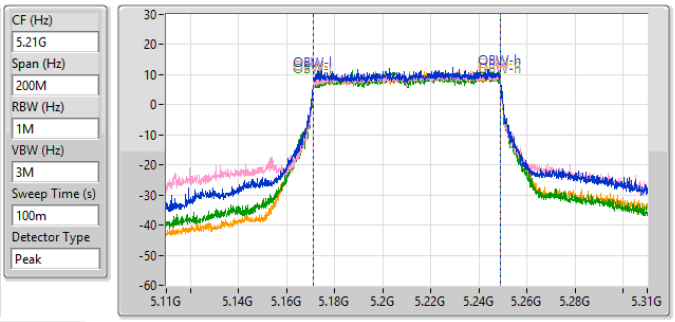

26dB(Hz)	Fl-26dB(Hz)	Fh-26dB(Hz)	OBW(Hz)	Fl-OBW(Hz)	Fh-OBW(Hz)	Limit(Hz)	Port
90.86M	5.16512G	5.25598G	77.968M	5.171109G	5.249078G	Inf	1
89.54M	5.16534G	5.25488G	77.835M	5.171176G	5.249011G	Inf	2
91.52M	5.16402G	5.25554G	77.709M	5.171226G	5.248935G	Inf	3
90.2M	5.16556G	5.25576G	77.749M	5.17124G	5.248989G	Inf	4

5.25-5.35GHz_802.11be EHT80_Nss1,(MCS0)_4TX **EBW**

5290MHz

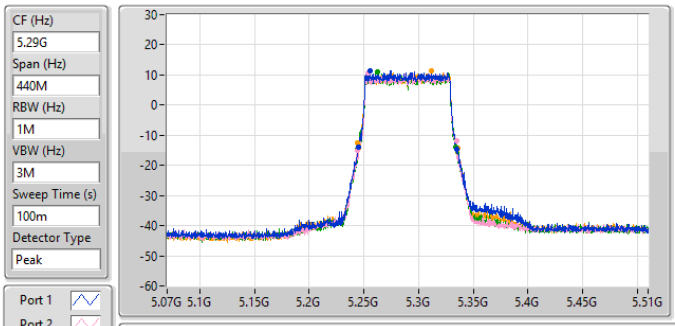

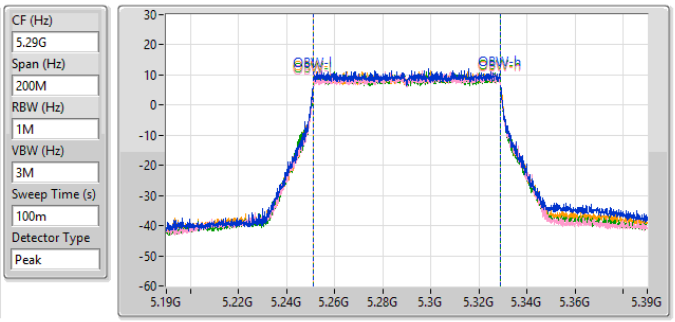

26dB(Hz)	Fl-26dB(Hz)	Fh-26dB(Hz)	OBW(Hz)	Fl-OBW(Hz)	Fh-OBW(Hz)	Limit(Hz)	Port
89.98M	5.24468G	5.33466G	77.904M	5.25106G	5.328964G	Inf	1
90.64M	5.24446G	5.3351G	77.78M	5.251155G	5.328935G	Inf	2
90.2M	5.24402G	5.33422G	77.906M	5.251076G	5.328982G	Inf	3
91.74M	5.24424G	5.33598G	77.857M	5.251094G	5.328951G	Inf	4

5.47-5.725GHz_802.11be EHT80_Nss1,(MCS0)_4TX **EBW**

5530MHz

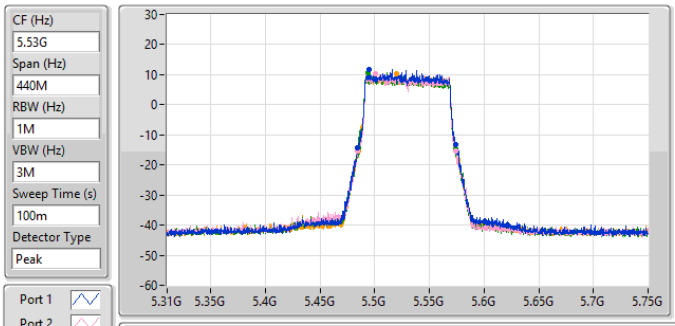

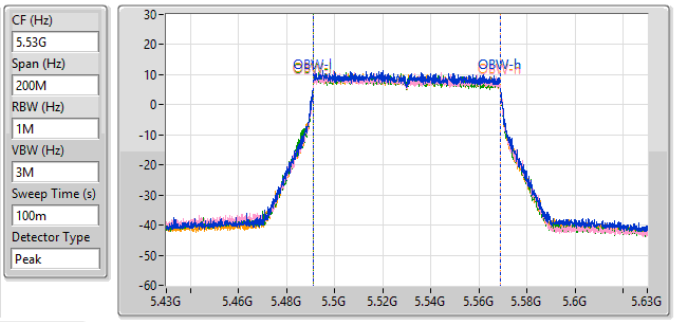

26dB(Hz)	Fl-26dB(Hz)	Fh-26dB(Hz)	OBW(Hz)	Fl-OBW(Hz)	Fh-OBW(Hz)	Limit(Hz)	Port
89.32M	5.48446G	5.57378G	77.852M	5.490972G	5.568824G	Inf	1
90.64M	5.4838G	5.57444G	77.871M	5.490968G	5.56884G	Inf	2
89.1M	5.4849G	5.574G	77.898M	5.490916G	5.568814G	Inf	3
89.1M	5.4849G	5.574G	77.844M	5.490949G	5.568793G	Inf	4

5.47-5.725GHz_802.11be EHT80_Nss1,(MCS0)_4TX **EBW**

5610MHz

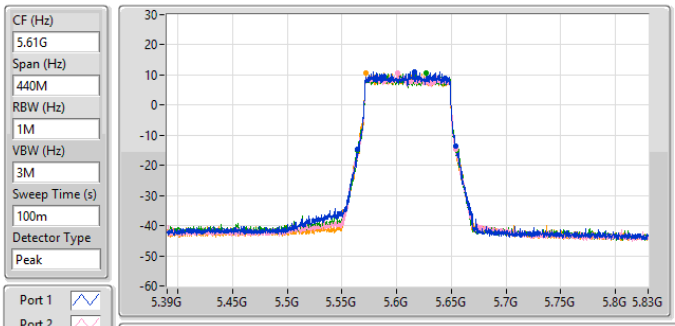

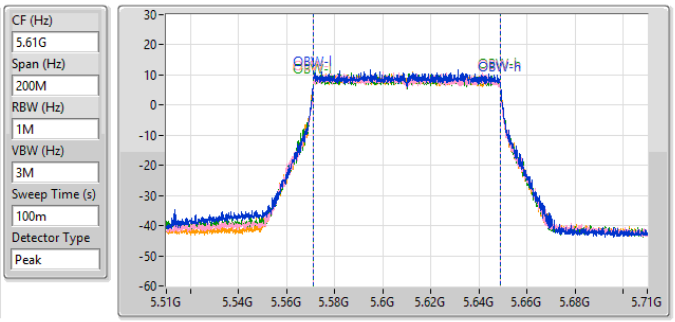

26dB(Hz)	Fl-26dB(Hz)	Fh-26dB(Hz)	OBW(Hz)	Fl-OBW(Hz)	Fh-OBW(Hz)	Limit(Hz)	Port
89.98M	5.56424G	5.65422G	77.87M	5.571038G	5.648908G	Inf	1
89.98M	5.56446G	5.65444G	77.776M	5.571062G	5.648837G	Inf	2
90.64M	5.56424G	5.65488G	77.984M	5.570962G	5.648946G	Inf	3
89.98M	5.56424G	5.65422G	77.93M	5.570944G	5.648874G	Inf	4

5.47-5.725GHz_802.11be EHT80_Nss1,(MCS0)_4TX **EBW**

5690MHz Straddle 5.47-5.725GHz

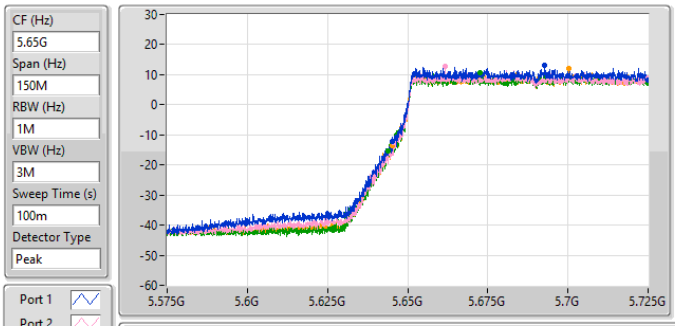

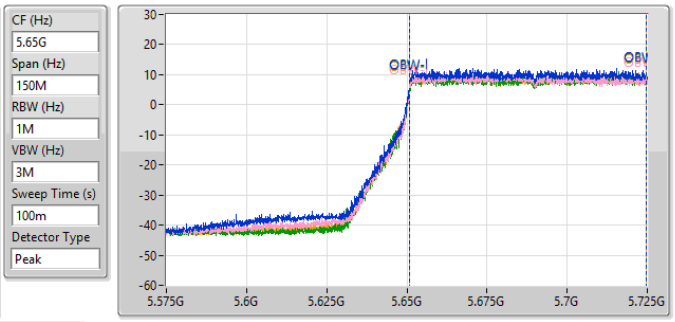

26dB(Hz)	Fl-26dB(Hz)	Fh-26dB(Hz)	OBW(Hz)	Fl-OBW(Hz)	Fh-OBW(Hz)	Limit(Hz)	Port
79.725M	5.645275G	5.725G	73.648M	5.650927G	5.724575G	Inf	1
79.35M	5.64565G	5.725G	73.622M	5.650974G	5.724596G	Inf	2
81.225M	5.643775G	5.725G	73.733M	5.65094G	5.724673G	Inf	3
79.8M	5.6452G	5.725G	73.681M	5.65093G	5.724611G	Inf	4

5.725-5.85GHz_802.11be EHT80_Nss1,(MCS0)_4TX **EBW**

5690MHz Straddle 5.725-5.85GHz

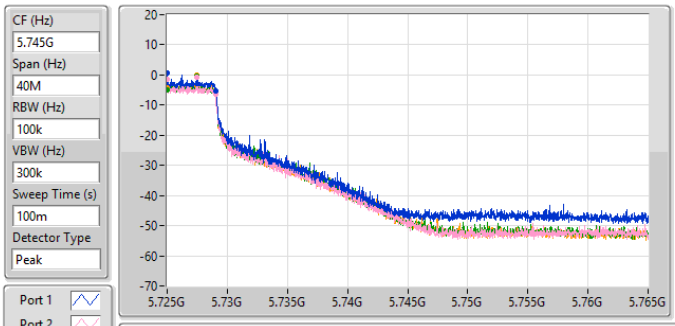

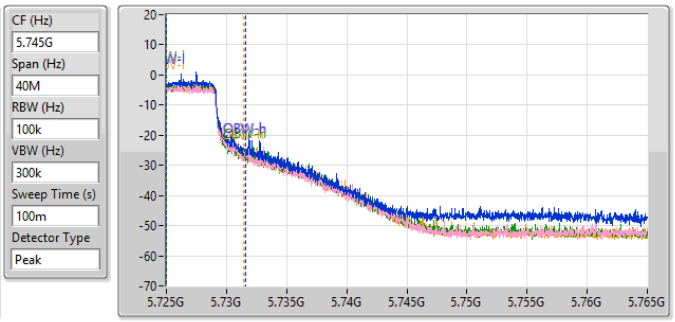

6dB(Hz)	Fl-6dB(Hz)	Fh-6dB(Hz)	OBW(Hz)	Fl-OBW(Hz)	Fh-OBW(Hz)	Limit(Hz)	Port
4.06M	5.725G	5.72906G	6.616M	5.725016G	5.731632G	500k	1
4.02M	5.725G	5.72902G	6.482M	5.72501G	5.731492G	500k	2
4M	5.725G	5.729G	6.627M	5.725009G	5.731636G	500k	3
4.02M	5.725G	5.72902G	6.373M	5.725018G	5.731391G	500k	4

5.725-5.85GHz_802.11be EHT80_Nss1,(MCS0)_4TX **EBW**

5775MHz

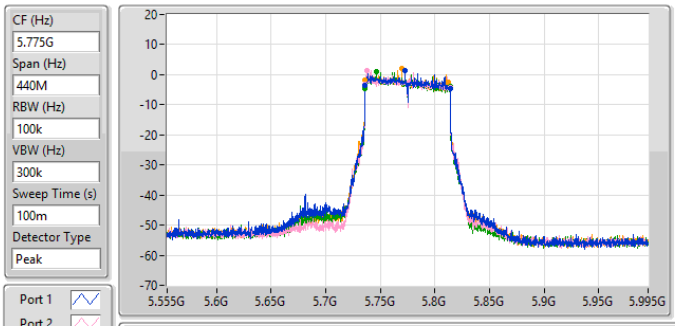

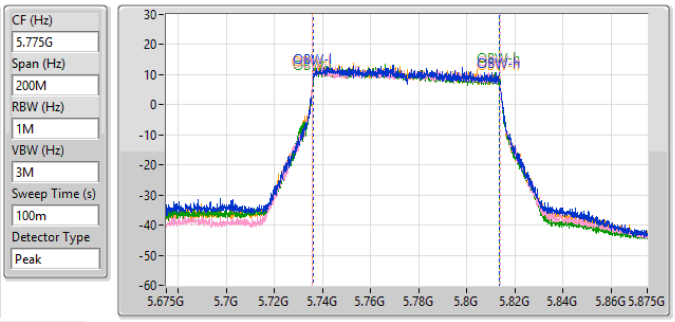

6dB(Hz)	Fl-6dB(Hz)	Fh-6dB(Hz)	OBW(Hz)	Fl-OBW(Hz)	Fh-OBW(Hz)	Limit(Hz)	Port
78.1M	5.73584G	5.81394G	77.66M	5.735992G	5.813653G	500k	1
78.1M	5.73584G	5.81394G	77.843M	5.735851G	5.813694G	500k	2
77.88M	5.73584G	5.81372G	77.781M	5.735892G	5.813673G	500k	3
76.34M	5.73606G	5.8124G	77.822M	5.735796G	5.813617G	500k	4

5.15-5.25GHz_802.11be EHT160_Nss1,(MCS0)_4TX **EBW**

5250MHz Straddle 5.15-5.25GHz

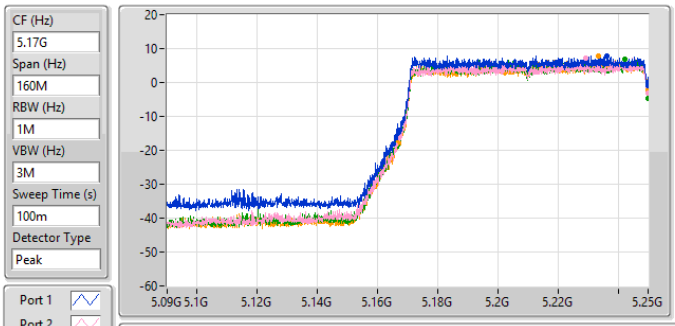

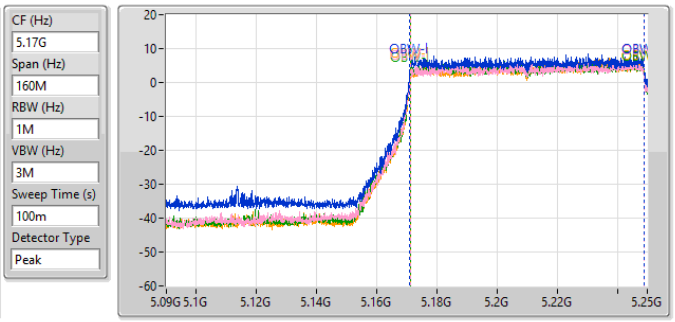

26dB(Hz)	Fl-26dB(Hz)	Fh-26dB(Hz)	OBW(Hz)	Fl-OBW(Hz)	Fh-OBW(Hz)	Limit(Hz)	Port
84.72M	5.16528G	5.25G	77.955M	5.170996G	5.248951G	Inf	1
83.92M	5.16608G	5.25G	77.757M	5.171169G	5.248926G	Inf	2
84.48M	5.16552G	5.25G	77.695M	5.171191G	5.248886G	Inf	3
83.36M	5.16664G	5.25G	77.768M	5.171236G	5.249004G	Inf	4

5.25-5.35GHz_802.11be EHT160_Nss1,(MCS0)_4TX **EBW**

5250MHz Straddle 5.25-5.35GHz

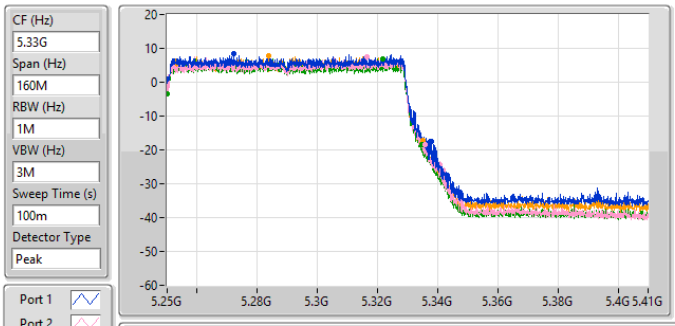

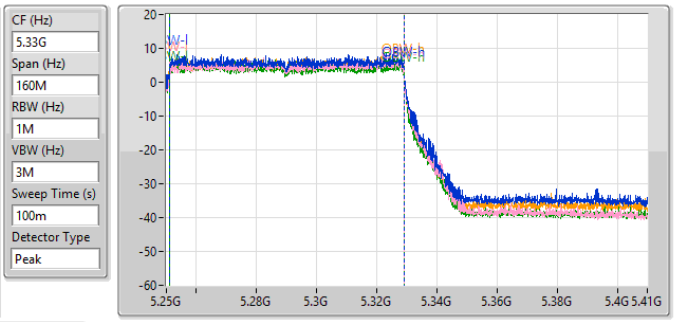

26dB(Hz)	Fl-26dB(Hz)	Fh-26dB(Hz)	OBW(Hz)	Fl-OBW(Hz)	Fh-OBW(Hz)	Limit(Hz)	Port
87.76M	5.25G	5.33776G	77.992M	5.251046G	5.329038G	Inf	1
85.84M	5.25G	5.33584G	77.805M	5.251203G	5.329008G	Inf	2
84.64M	5.25G	5.33464G	77.79M	5.251185G	5.328975G	Inf	3
85.12M	5.25G	5.33512G	77.918M	5.251056G	5.328974G	Inf	4

5.47-5.725GHz_802.11be EHT160_Nss1,(MCS0)_4TX **EBW**

5570MHz

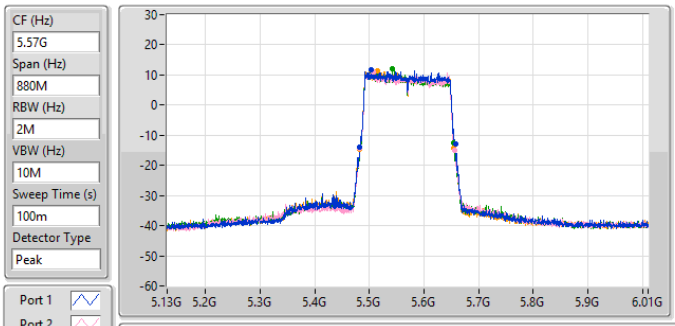

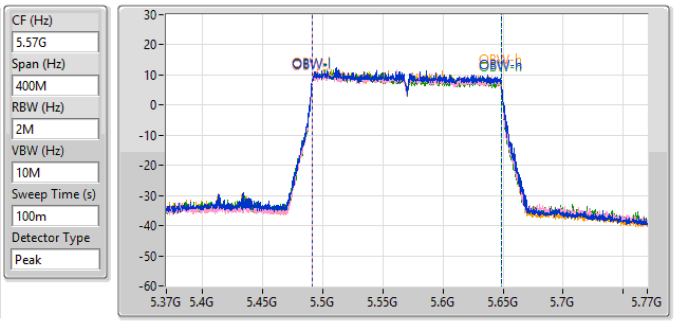

26dB(Hz)	Fl-26dB(Hz)	Fh-26dB(Hz)	OBW(Hz)	Fl-OBW(Hz)	Fh-OBW(Hz)	Limit(Hz)	Port
175.56M	5.482G	5.65756G	157.561M	5.49105G	5.64861G	Inf	1
173.36M	5.48288G	5.65624G	157.289M	5.491086G	5.648375G	Inf	2
171.16M	5.48288G	5.65404G	157.366M	5.490938G	5.648304G	Inf	3
172.04M	5.48244G	5.65448G	157.225M	5.491035G	5.64826G	Inf	4

Non-beamforming mode

Summary

Mode	Total Power (dBm)	Total Power (W)	EIRP (dBm)	EIRP (W)
5.15-5.25GHz	-	-	-	-
802.11a_Nss1,(6Mbps)_4TX	27.84	0.60814	33.46	2.21820
802.11be EHT20_Nss1,(MCS0)_4TX	28.37	0.68707	33.99	2.50611
802.11be EHT40_Nss1,(MCS0)_4TX	27.21	0.52602	32.83	1.91867
802.11be EHT80_Nss1,(MCS0)_4TX	24.00	0.25119	29.62	0.91622
802.11be EHT160_Nss1,(MCS0)_4TX	19.39	0.08690	25.01	0.31696
5.25-5.35GHz	-	-	-	-
802.11a_Nss1,(6Mbps)_4TX	22.48	0.17701	27.95	0.62373
802.11be EHT20_Nss1,(MCS0)_4TX	23.10	0.20417	28.57	0.71945
802.11be EHT40_Nss1,(MCS0)_4TX	23.61	0.22961	29.08	0.80910
802.11be EHT80_Nss1,(MCS0)_4TX	23.81	0.24044	29.28	0.84723
802.11be EHT160_Nss1,(MCS0)_4TX	19.89	0.09750	25.36	0.34356
5.47-5.725GHz	-	-	-	-
802.11a_Nss1,(6Mbps)_4TX	22.47	0.17660	27.23	0.52845
802.11be EHT20_Nss1,(MCS0)_4TX	22.99	0.19907	27.75	0.59566
802.11be EHT40_Nss1,(MCS0)_4TX	23.58	0.22803	28.34	0.68234
802.11be EHT80_Nss1,(MCS0)_4TX	23.55	0.22646	28.31	0.67764
802.11be EHT160_Nss1,(MCS0)_4TX	23.33	0.21528	28.09	0.64417
5.725-5.85GHz	-	-	-	-
802.11a_Nss1,(6Mbps)_4TX	29.50	0.89125	34.96	3.13329
802.11be EHT20_Nss1,(MCS0)_4TX	29.67	0.92683	35.13	3.25837
802.11be EHT40_Nss1,(MCS0)_4TX	29.70	0.93325	35.16	3.28095
802.11be EHT80_Nss1,(MCS0)_4TX	25.08	0.32211	30.54	1.13240

Result

Mode	Result	DG (dBi)	Port 1 (dBm)	Port 2 (dBm)	Port 3 (dBm)	Port 4 (dBm)	Total Power (dBm)	Power Limit (dBm)	EIRP (dBm)	EIRP Limit (dBm)
802.11a_Nss1,(6Mbps)_4TX	-	-	-	-	-	-	-	-	-	-
5180MHz	Pass	5.62	20.35	19.36	19.01	19.24	25.54	30.00	31.16	36.00
5200MHz	Pass	5.62	22.55	21.66	21.51	21.45	27.84	30.00	33.46	36.00
5240MHz	Pass	5.62	22.67	21.53	21.24	21.34	27.76	30.00	33.38	36.00
5260MHz	Pass	5.47	17.14	16.11	16.17	16.33	22.48	24.00	27.95	30.00
5300MHz	Pass	5.47	17.09	15.97	16.03	16.38	22.41	24.00	27.88	30.00
5320MHz	Pass	5.47	16.71	15.94	15.92	16.44	22.29	24.00	27.76	30.00
5500MHz	Pass	4.76	16.94	16.06	15.75	16.2	22.28	24.00	27.04	30.00
5580MHz	Pass	4.76	16.92	16.23	16.32	16.29	22.47	24.00	27.23	30.00
5700MHz	Pass	4.76	17.23	16.15	15.38	15.59	22.17	24.00	26.93	30.00
5720MHz Straddle 5.47-5.725GHz	Pass	4.76	16.43	15.13	14.77	14.93	21.39	23.08	26.15	29.08
5720MHz Straddle 5.725-5.85GHz	Pass	5.46	10.37	9.07	8.7	8.83	15.32	30.00	20.78	36.00
5745MHz	Pass	5.46	19.41	18.44	18.26	18.62	24.73	30.00	30.19	36.00
5785MHz	Pass	5.46	23.77	23.42	23.27	23.43	29.50	30.00	34.96	36.00
5825MHz	Pass	5.46	21.26	21.36	21.11	21.23	27.26	30.00	32.72	36.00
802.11be EHT20_Nss1,(MCS0)_4TX	-	-	-	-	-	-	-	-	-	-
5180MHz	Pass	5.62	19.93	18.88	18.54	18.72	25.07	30.00	30.69	36.00
5200MHz	Pass	5.62	23.15	22.09	21.86	22.13	28.36	30.00	33.98	36.00
5240MHz	Pass	5.62	23.19	22.22	21.92	21.95	28.37	30.00	33.99	36.00
5260MHz	Pass	5.47	17.57	16.63	17.02	17.05	23.10	24.00	28.57	30.00
5300MHz	Pass	5.47	17.53	16.59	16.69	16.77	22.93	24.00	28.40	30.00
5320MHz	Pass	5.47	17.04	16.63	16.64	16.82	22.81	24.00	28.28	30.00
5500MHz	Pass	4.76	17.41	16.42	16.23	16.51	22.69	24.00	27.45	30.00
5580MHz	Pass	4.76	17.5	16.75	16.76	16.81	22.99	24.00	27.75	30.00
5700MHz	Pass	4.76	17.81	16.65	16.17	16.19	22.78	24.00	27.54	30.00
5720MHz Straddle 5.47-5.725GHz	Pass	4.76	16.87	15.54	15.23	15.15	21.78	23.14	26.54	29.14
5720MHz Straddle 5.725-5.85GHz	Pass	5.46	11.83	10.45	10.27	10.15	16.75	30.00	22.21	36.00
5745MHz	Pass	5.46	20.51	19.53	19.52	19.75	25.87	30.00	31.33	36.00
5785MHz	Pass	5.46	23.92	23.57	23.55	23.55	29.67	30.00	35.13	36.00
5825MHz	Pass	5.46	21.52	21.49	21.24	21.49	27.46	30.00	32.92	36.00
802.11be EHT40_Nss1,(MCS0)_4TX	-	-	-	-	-	-	-	-	-	-
5190MHz	Pass	5.62	18.95	17.69	17.29	17.65	23.96	30.00	29.58	36.00
5230MHz	Pass	5.62	22.13	20.91	20.73	20.84	27.21	30.00	32.83	36.00
5270MHz	Pass	5.47	17.95	17.41	17.44	17.53	23.61	24.00	29.08	30.00
5310MHz	Pass	5.47	18.01	17.16	17.33	17.43	23.52	24.00	28.99	30.00
5510MHz	Pass	4.76	18.17	17.38	17.17	17.44	23.58	24.00	28.34	30.00

Mode	Result	DG (dBi)	Port 1 (dBm)	Port 2 (dBm)	Port 3 (dBm)	Port 4 (dBm)	Total Power (dBm)	Power Limit (dBm)	EIRP (dBm)	EIRP Limit (dBm)
5590MHz	Pass	4.76	18.15	17.36	17.35	17.21	23.55	24.00	28.31	30.00
5670MHz	Pass	4.76	18.46	17.27	17.06	16.99	23.51	24.00	28.27	30.00
5710MHz Straddle 5.47-5.725GHz	Pass	4.76	18.63	17.32	16.64	16.8	23.44	24.00	28.20	30.00
5710MHz Straddle 5.725-5.85GHz	Pass	5.46	9.34	7.77	7.64	7.78	14.21	30.00	19.67	36.00
5755MHz	Pass	5.46	22.74	21.69	21.65	22.02	28.07	30.00	33.53	36.00
5795MHz	Pass	5.46	24.02	23.42	23.56	23.69	29.70	30.00	35.16	36.00
802.11be EHT80_Nss1,(MCS0)_4TX	-	-	-	-	-	-	-	-	-	-
5210MHz	Pass	5.62	18.79	17.67	17.56	17.78	24.00	30.00	29.62	36.00
5290MHz	Pass	5.47	18.54	17.29	17.52	17.72	23.81	24.00	29.28	30.00
5530MHz	Pass	4.76	18.21	17.21	17.25	17.35	23.55	24.00	28.31	30.00
5610MHz	Pass	4.76	18.09	17.26	17.42	17.22	23.53	24.00	28.29	30.00
5690MHz Straddle 5.47-5.725GHz	Pass	4.76	18.45	17.18	16.69	16.85	23.37	24.00	28.13	30.00
5690MHz Straddle 5.725-5.85GHz	Pass	5.46	5.68	3.94	4.05	4.3	10.57	30.00	16.03	36.00
5775MHz	Pass	5.46	19.52	18.83	18.85	19.01	25.08	30.00	30.54	36.00
802.11be EHT160_Nss1,(MCS0)_4TX	-	-	-	-	-	-	-	-	-	-
5250MHz Straddle 5.15-5.25GHz	Pass	5.62	14.55	12.85	12.98	12.83	19.39	30.00	25.01	36.00
5250MHz Straddle 5.25-5.35GHz	Pass	5.47	14.66	13.64	13.13	13.89	19.89	24.00	25.36	30.00
5570MHz	Pass	4.76	17.86	17.07	17.01	17.26	23.33	24.00	28.09	30.00

DG = Directional Gain; Port X = Port X output power

5.47-5.725GHz_802.11a_Nss1,(6Mbps)_4TX **AV Power**

5720MHz Straddle 5.47-5.725GHz_TX

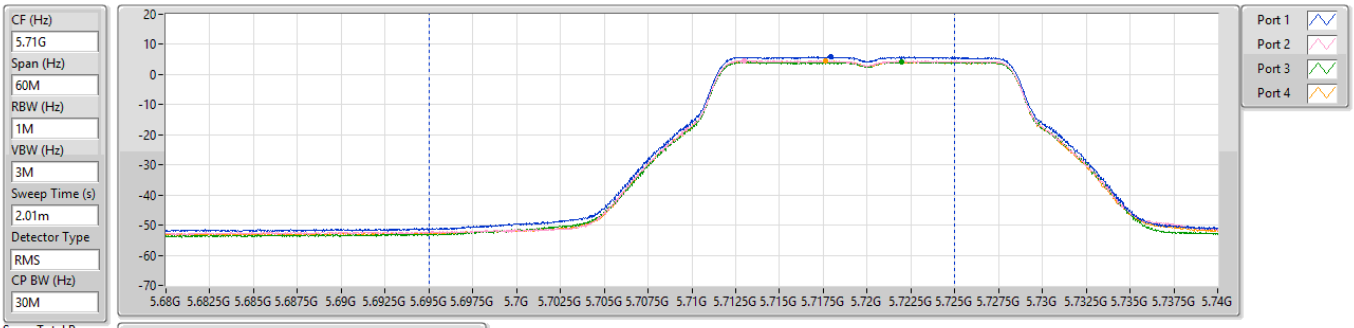

Sum=Total Power
PX=Port X

Sum(dBm)	P1(dBm)	P2(dBm)	P3(dBm)	P4(dBm)
21.39	16.43	15.13	14.77	14.93

5.725-5.85GHz_802.11a_Nss1,(6Mbps)_4TX **AV Power**

5720MHz Straddle 5.725-5.85GHz_TX

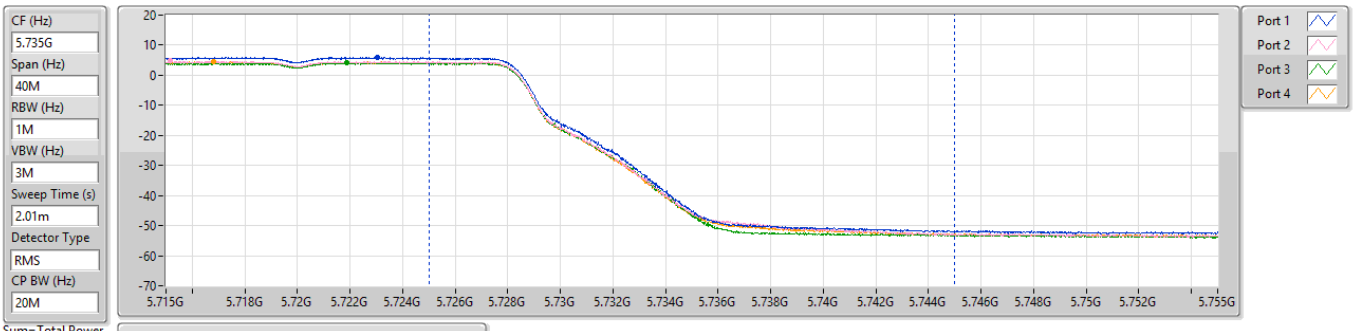

Sum=Total Power
PX=Port X

Sum(dBm)	P1(dBm)	P2(dBm)	P3(dBm)	P4(dBm)
15.32	10.37	9.07	8.70	8.83

5.47-5.725GHz_802.11be EHT20_Nss1,(MCS0)_4TX **AV Power**

5720MHz Straddle 5.47-5.725GHz_TX

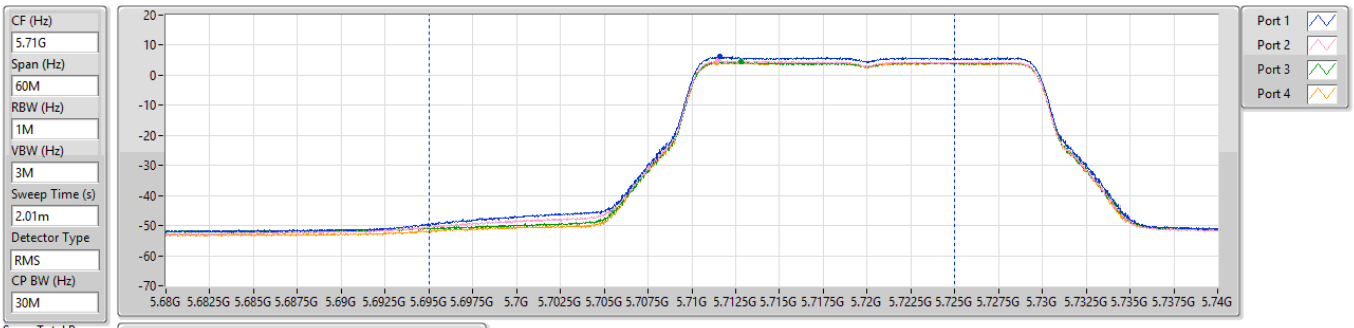

Sum(dBm)	P1(dBm)	P2(dBm)	P3(dBm)	P4(dBm)
21.78	16.87	15.54	15.23	15.15

5.725-5.85GHz_802.11be EHT20_Nss1,(MCS0)_4TX **AV Power**

5720MHz Straddle 5.725-5.85GHz_TX

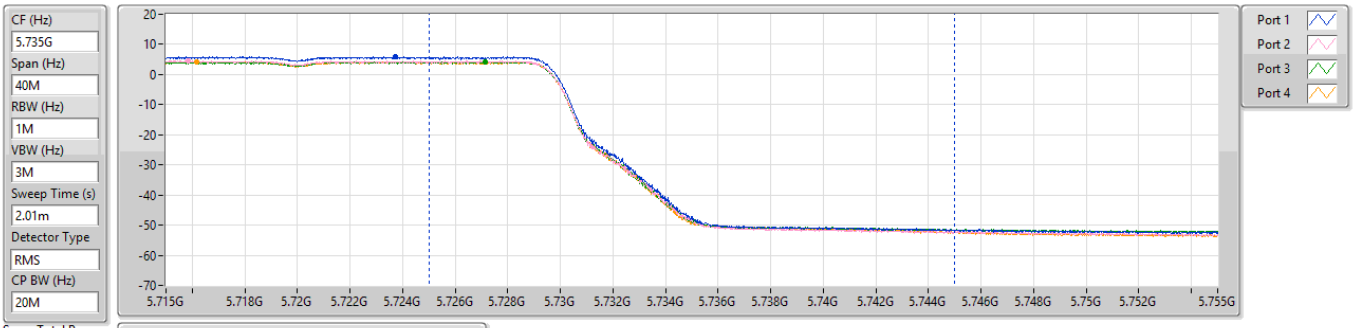

Sum(dBm)	P1(dBm)	P2(dBm)	P3(dBm)	P4(dBm)
16.75	11.83	10.45	10.27	10.15

5.47-5.725GHz_802.11be EHT40_Nss1,(MCS0)_4TX **AV Power**

5710MHz Straddle 5.47-5.725GHz_TX

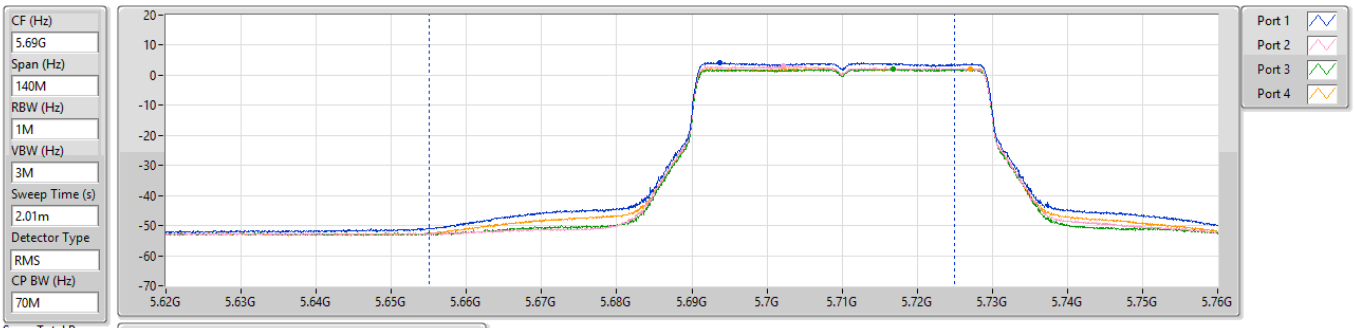

Sum(dBm)	P1(dBm)	P2(dBm)	P3(dBm)	P4(dBm)
23.44	18.63	17.32	16.64	16.80

5.725-5.85GHz_802.11be EHT40_Nss1,(MCS0)_4TX **AV Power**

5710MHz Straddle 5.725-5.85GHz_TX

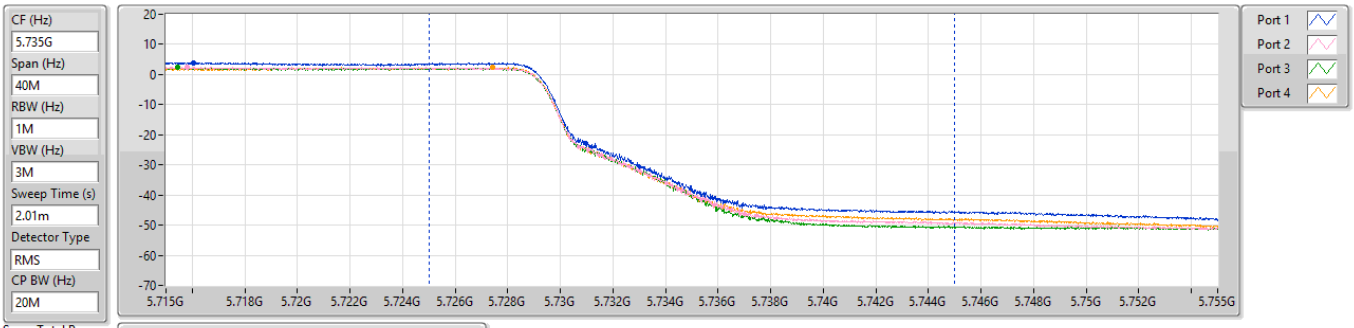

Sum(dBm)	P1(dBm)	P2(dBm)	P3(dBm)	P4(dBm)
14.21	9.34	7.77	7.64	7.78

5.47-5.725GHz_802.11be EHT80_Nss1,(MCS0)_4TX **AV Power**

5690MHz Straddle 5.47-5.725GHz_TX

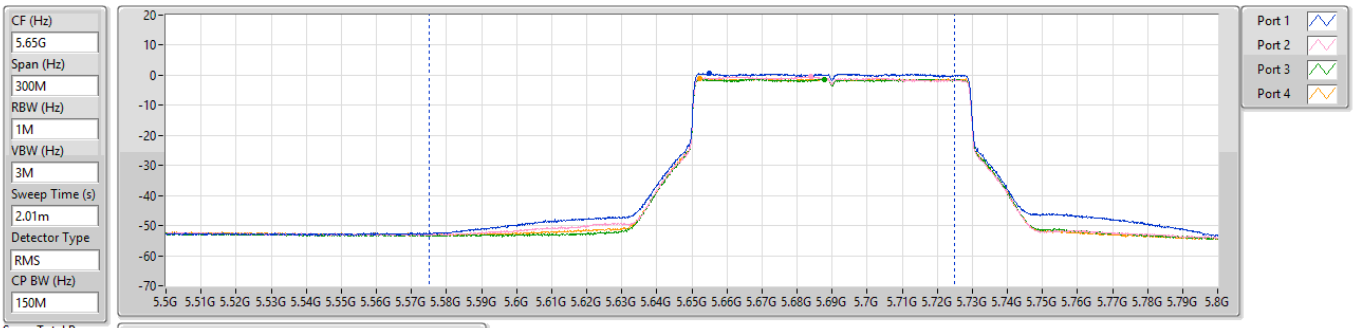

Sum=Total Power
PX=Port X

Sum(dBm)	P1(dBm)	P2(dBm)	P3(dBm)	P4(dBm)
23.37	18.45	17.18	16.69	16.85

5.725-5.85GHz_802.11be EHT80_Nss1,(MCS0)_4TX **AV Power**

5690MHz Straddle 5.725-5.85GHz_TX

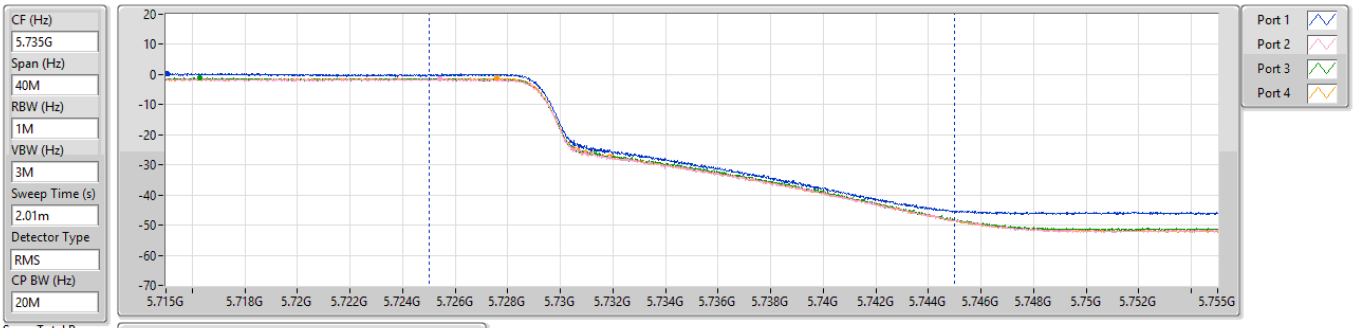

Sum=Total Power
PX=Port X

Sum(dBm)	P1(dBm)	P2(dBm)	P3(dBm)	P4(dBm)
10.57	5.68	3.94	4.05	4.30

5.15-5.25GHz_802.11be EHT160_Nss1,(MCS0)_4TX **AV Power**

5250MHz Straddle 5.15-5.25GHz_TX

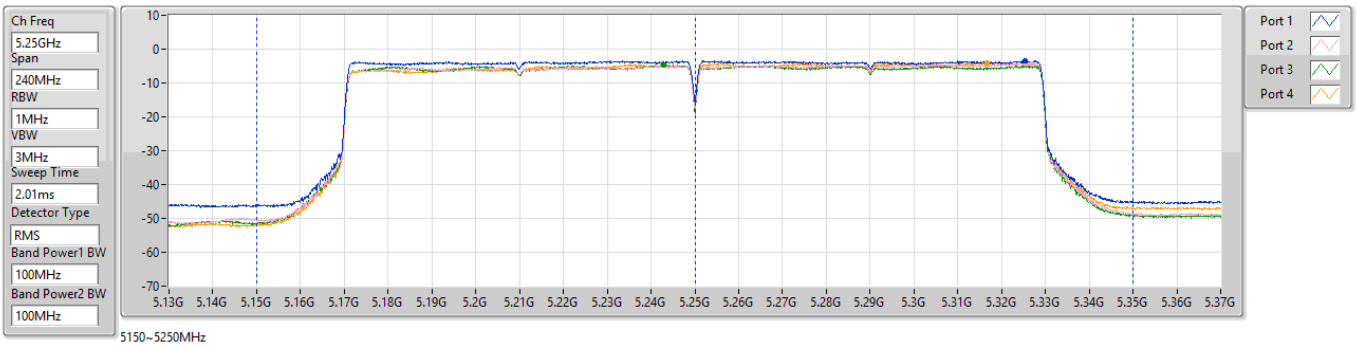

Sum=Total Power
PX=Port X

5150~5250MHz

Sum(dBm)	P1(dBm)	P2(dBm)	P3(dBm)	P4(dBm)
19.39	14.55	12.85	12.98	12.83

5250~5350MHz

Sum(dBm)	P1(dBm)	P2(dBm)	P3(dBm)	P4(dBm)
19.89	14.66	13.64	13.13	13.89

Beamforming mode

Summary

Mode	Total Power (dBm)	Total Power (W)	EIRP (dBm)	EIRP (W)
5.15-5.25GHz	-	-	-	-
802.11be EHT20-BF_Nss1,(MCS0)_4TX	25.97	0.39537	33.99	2.50611
802.11be EHT40-BF_Nss1,(MCS0)_4TX	24.81	0.30269	32.83	1.91867
802.11be EHT80-BF_Nss1,(MCS0)_4TX	21.60	0.14454	29.62	0.91622
802.11be EHT160-BF_Nss1,(MCS0)_4TX	16.99	0.05000	25.01	0.31696
5.25-5.35GHz	-	-	-	-
802.11be EHT20-BF_Nss1,(MCS0)_4TX	21.07	0.12794	28.57	0.71945
802.11be EHT40-BF_Nss1,(MCS0)_4TX	21.58	0.14388	29.08	0.80910
802.11be EHT80-BF_Nss1,(MCS0)_4TX	21.78	0.15066	29.28	0.84723
802.11be EHT160-BF_Nss1,(MCS0)_4TX	17.49	0.05610	24.99	0.31550
5.47-5.725GHz	-	-	-	-
802.11be EHT20-BF_Nss1,(MCS0)_4TX	20.29	0.10691	27.75	0.59566
802.11be EHT40-BF_Nss1,(MCS0)_4TX	20.88	0.12246	28.34	0.68234
802.11be EHT80-BF_Nss1,(MCS0)_4TX	20.85	0.12162	28.31	0.67764
802.11be EHT160-BF_Nss1,(MCS0)_4TX	20.63	0.11561	28.09	0.64417
5.725-5.85GHz	-	-	-	-
802.11be EHT20-BF_Nss1,(MCS0)_4TX	27.04	0.50582	35.13	3.25837
802.11be EHT40-BF_Nss1,(MCS0)_4TX	27.07	0.50933	35.16	3.28095
802.11be EHT80-BF_Nss1,(MCS0)_4TX	22.45	0.17579	30.54	1.13240

Result

Mode	Result	DG (dBi)	Port 1 (dBm)	Port 2 (dBm)	Port 3 (dBm)	Port 4 (dBm)	Total Power (dBm)	Power Limit (dBm)	EIRP (dBm)	EIRP Limit (dBm)
802.11be EHT20-BF_Nss1,(MCS0)_4TX	-	-	-	-	-	-	-	-	-	-
5180MHz	Pass	8.02	17.53	16.48	16.14	16.32	22.67	27.98	30.69	36.00
5200MHz	Pass	8.02	20.75	19.69	19.46	19.73	25.96	27.98	33.98	36.00
5240MHz	Pass	8.02	20.79	19.82	19.52	19.55	25.97	27.98	33.99	36.00
5260MHz	Pass	7.50	15.54	14.6	14.99	15.02	21.07	22.50	28.57	30.00
5300MHz	Pass	7.50	15.5	14.56	14.66	14.74	20.90	22.50	28.40	30.00
5320MHz	Pass	7.50	15.01	14.6	14.61	14.79	20.78	22.50	28.28	30.00
5500MHz	Pass	7.46	14.71	13.72	13.53	13.81	19.99	22.54	27.45	30.00
5580MHz	Pass	7.46	14.8	14.05	14.06	14.11	20.29	22.54	27.75	30.00
5700MHz	Pass	7.46	15.11	13.95	13.47	13.49	20.08	22.54	27.54	30.00
5720MHz Straddle 5.47-5.725GHz	Pass	7.46	14.17	12.84	12.53	12.45	19.08	22.54	26.54	30.00
5720MHz Straddle 5.725-5.85GHz	Pass	8.09	9.13	7.75	7.57	7.45	14.05	27.91	22.14	36.00
5745MHz	Pass	8.09	17.88	16.9	16.89	17.12	23.24	27.91	31.33	36.00
5785MHz	Pass	8.09	21.29	20.94	20.92	20.92	27.04	27.91	35.13	36.00
5825MHz	Pass	8.09	18.89	18.86	18.61	18.86	24.83	27.91	32.92	36.00
802.11be EHT40-BF_Nss1,(MCS0)_4TX	-	-	-	-	-	-	-	-	-	-
5190MHz	Pass	8.02	16.55	15.29	14.89	15.25	21.56	27.98	29.58	36.00
5230MHz	Pass	8.02	19.73	18.51	18.33	18.44	24.81	27.98	32.83	36.00
5270MHz	Pass	7.50	15.92	15.38	15.41	15.5	21.58	22.50	29.08	30.00
5310MHz	Pass	7.50	15.98	15.13	15.3	15.4	21.49	22.50	28.99	30.00
5510MHz	Pass	7.46	15.47	14.68	14.47	14.74	20.88	22.54	28.34	30.00
5590MHz	Pass	7.46	15.45	14.66	14.65	14.51	20.85	22.54	28.31	30.00
5670MHz	Pass	7.46	15.76	14.57	14.36	14.29	20.81	22.54	28.27	30.00
5710MHz Straddle 5.47-5.725GHz	Pass	7.46	15.93	14.62	13.94	14.1	20.74	22.54	28.20	30.00
5710MHz Straddle 5.725-5.85GHz	Pass	8.09	6.64	5.07	4.94	5.08	11.51	27.91	19.60	36.00
5755MHz	Pass	8.09	20.11	19.06	19.02	19.39	25.44	27.91	33.53	36.00
5795MHz	Pass	8.09	21.39	20.79	20.93	21.06	27.07	27.91	35.16	36.00
802.11be EHT80-BF_Nss1,(MCS0)_4TX	-	-	-	-	-	-	-	-	-	-
5210MHz	Pass	8.02	16.39	15.27	15.16	15.38	21.60	27.98	29.62	36.00
5290MHz	Pass	7.50	16.51	15.26	15.49	15.69	21.78	22.50	29.28	30.00
5530MHz	Pass	7.46	15.51	14.51	14.55	14.65	20.85	22.54	28.31	30.00
5610MHz	Pass	7.46	15.39	14.56	14.72	14.52	20.83	22.54	28.29	30.00
5690MHz Straddle 5.47-5.725GHz	Pass	7.46	15.75	14.48	13.99	14.15	20.67	22.54	28.13	30.00
5690MHz Straddle	Pass	8.09	2.98	1.24	1.35	1.6	7.87	27.91	15.96	36.00

Mode	Result	DG (dBi)	Port 1 (dBm)	Port 2 (dBm)	Port 3 (dBm)	Port 4 (dBm)	Total Power (dBm)	Power Limit (dBm)	EIRP (dBm)	EIRP Limit (dBm)
5.725-5.85GHz										
5775MHz	Pass	8.09	16.89	16.2	16.22	16.38	22.45	27.91	30.54	36.00
802.11be EHT160-BF_Nss1,(MCS0)_4TX	-	-	-	-	-	-	-	-	-	-
5250MHz Straddle 5.15-5.25GHz	Pass	8.02	12.15	10.45	10.58	10.43	16.99	27.98	25.01	36.00
5250MHz Straddle 5.25-5.35GHz	Pass	7.50	12.26	11.24	10.73	11.49	17.49	22.50	24.99	30.00
5570MHz	Pass	7.46	15.16	14.37	14.31	14.56	20.63	22.54	28.09	30.00

DG = Directional Gain; Port X = Port X output power

Directional gain refers to antenna report.

Directional Gain	Operating Frequencies (MHz) / Antenna Gain (dBi)			
	5150 ~ 5250	5250 ~ 5350	5470 ~ 5725	5725 ~ 5850
Directional Gain (dBi)	8.02	7.50	7.46	8.09
Power Limit (Antenna gain <= 6dBi)	30	24	24	30
Power Limit (Antenna gain > 6dBi)	27.98	22.50	22.54	27.91

Summary

Mode	PD (dBm/RBW)	EIRP PD (dBm/RBW)
5.15-5.25GHz	-	-
802.11a_Nss1,(6Mbps)_4TX	14.68	22.70
802.11be EHT20_Nss1,(MCS0)_4TX	14.70	22.72
802.11be EHT40_Nss1,(MCS0)_4TX	10.73	18.75
802.11be EHT80_Nss1,(MCS0)_4TX	4.04	12.06
802.11be EHT160_Nss1,(MCS0)_4TX	-0.19	7.83
5.25-5.35GHz	-	-
802.11a_Nss1,(6Mbps)_4TX	9.39	16.89
802.11be EHT20_Nss1,(MCS0)_4TX	9.40	16.90
802.11be EHT40_Nss1,(MCS0)_4TX	6.79	14.29
802.11be EHT80_Nss1,(MCS0)_4TX	3.69	11.19
802.11be EHT160_Nss1,(MCS0)_4TX	0.12	7.62
5.47-5.725GHz	-	-
802.11a_Nss1,(6Mbps)_4TX	9.42	16.88
802.11be EHT20_Nss1,(MCS0)_4TX	9.38	16.84
802.11be EHT40_Nss1,(MCS0)_4TX	7.15	14.61
802.11be EHT80_Nss1,(MCS0)_4TX	3.84	11.30
802.11be EHT160_Nss1,(MCS0)_4TX	1.22	8.68
5.725-5.85GHz	-	-
802.11a_Nss1,(6Mbps)_4TX	15.60	23.69
802.11be EHT20_Nss1,(MCS0)_4TX	14.82	22.91
802.11be EHT40_Nss1,(MCS0)_4TX	12.11	20.20
802.11be EHT80_Nss1,(MCS0)_4TX	4.20	12.29

RBW = 500kHz for 5.725-5.85GHz band / 1MHz for other band;

Result

Mode	Result	DG (dBi)	Port 1 (dBm/RBW)	Port 2 (dBm/RBW)	Port 3 (dBm/RBW)	Port 4 (dBm/RBW)	PD (dBm/RBW)	PD Limit (dBm/RBW)	EIRP PD (dBm/RBW)	EIRP PD Limit (dBm/RBW)
802.11a_Nss1,(6Mbps)_4TX	-	-	-	-	-	-	-	-	-	-
5180MHz	Pass	8.02	7.55	6.50	6.63	6.88	12.67	14.98	20.69	23.00
5200MHz	Pass	8.02	9.42	8.41	8.72	8.78	14.62	14.98	22.64	23.00
5240MHz	Pass	8.02	9.58	8.50	8.64	8.54	14.68	14.98	22.70	23.00
5260MHz	Pass	7.50	4.00	3.13	3.52	3.45	9.39	9.50	16.89	17.00
5300MHz	Pass	7.50	3.96	2.95	3.20	3.39	9.31	9.50	16.81	17.00
5320MHz	Pass	7.50	3.63	2.92	3.02	3.44	9.14	9.50	16.64	17.00
5500MHz	Pass	7.46	3.78	3.21	2.88	3.11	9.23	9.54	16.69	17.00
5580MHz	Pass	7.46	3.80	3.35	3.33	3.29	9.42	9.54	16.88	17.00
5700MHz	Pass	7.46	4.11	3.17	2.40	2.53	9.04	9.54	16.50	17.00
5720MHz Straddle 5.47-5.725GHz	Pass	7.46	4.27	3.09	2.67	2.79	9.21	9.54	16.67	17.00
5720MHz Straddle 5.725-5.85GHz	Pass	8.09	2.61	1.32	1.08	1.17	7.56	27.91	15.65	36.00
5745MHz	Pass	8.09	5.09	4.22	4.07	4.55	10.46	27.91	18.55	36.00
5785MHz	Pass	8.09	9.85	9.45	9.50	9.70	15.60	27.91	23.69	36.00
5825MHz	Pass	8.09	7.45	7.40	7.04	7.45	13.30	27.91	21.39	36.00
802.11be EHT20_Nss1,(MCS0)_4TX	-	-	-	-	-	-	-	-	-	-
5180MHz	Pass	8.02	6.39	5.53	5.52	5.65	11.59	14.98	19.61	23.00
5200MHz	Pass	8.02	9.54	8.40	8.73	8.78	14.70	14.98	22.72	23.00
5240MHz	Pass	8.02	9.46	8.59	8.70	8.45	14.70	14.98	22.72	23.00
5260MHz	Pass	7.50	3.84	3.08	3.73	3.51	9.40	9.50	16.90	17.00
5300MHz	Pass	7.50	3.73	3.01	3.30	3.12	9.21	9.50	16.71	17.00
5320MHz	Pass	7.50	3.37	3.01	3.12	3.22	9.03	9.50	16.53	17.00
5500MHz	Pass	7.46	3.67	2.99	2.66	3.02	9.05	9.54	16.51	17.00
5580MHz	Pass	7.46	3.90	3.32	3.18	3.24	9.38	9.54	16.84	17.00
5700MHz	Pass	7.46	4.17	3.12	2.52	2.57	9.09	9.54	16.55	17.00
5720MHz Straddle 5.47-5.725GHz	Pass	7.46	4.45	3.19	2.64	2.77	9.27	9.54	16.73	17.00
5720MHz Straddle 5.725-5.85GHz	Pass	8.09	2.65	1.29	1.11	1.14	7.55	27.91	15.64	36.00
5745MHz	Pass	8.09	5.57	4.73	4.54	5.08	10.93	27.91	19.02	36.00
5785MHz	Pass	8.09	9.04	8.69	8.89	8.94	14.82	27.91	22.91	36.00
5825MHz	Pass	8.09	6.94	6.79	6.58	6.76	12.71	27.91	20.80	36.00
802.11be EHT40_Nss1,(MCS0)_4TX	-	-	-	-	-	-	-	-	-	-
5190MHz	Pass	8.02	2.48	1.42	1.44	1.58	7.47	14.98	15.49	23.00
5230MHz	Pass	8.02	5.57	4.65	4.60	4.66	10.73	14.98	18.75	23.00
5270MHz	Pass	7.50	1.49	0.63	0.81	0.83	6.79	9.50	14.29	17.00
5310MHz	Pass	7.50	1.22	0.62	0.66	0.66	6.74	9.50	14.24	17.00
5510MHz	Pass	7.46	1.69	1.01	0.92	1.03	7.10	9.54	14.56	17.00
5590MHz	Pass	7.46	1.46	0.65	0.99	0.85	6.97	9.54	14.43	17.00
5670MHz	Pass	7.46	1.92	0.48	0.37	0.44	6.77	9.54	14.23	17.00
5710MHz Straddle 5.47-5.725GHz	Pass	7.46	2.53	1.28	0.50	0.50	7.15	9.54	14.61	17.00

Mode	Result	DG (dBi)	Port 1 (dBm/RBW)	Port 2 (dBm/RBW)	Port 3 (dBm/RBW)	Port 4 (dBm/RBW)	PD (dBm/RBW)	PD Limit (dBm/RBW)	EIRP PD (dBm/RBW)	EIRP PD Limit (dBm/RBW)
5710MHz Straddle 5.725-5.85GHz	Pass	8.09	0.67	-0.80	-0.98	-0.94	5.44	27.91	13.53	36.00
5755MHz	Pass	8.09	5.25	4.22	4.37	4.62	10.55	27.91	18.64	36.00
5795MHz	Pass	8.09	6.19	6.04	6.17	6.19	12.11	27.91	20.20	36.00
802.11be EHT80_Nss1,(MCS0)_4TX	-	-	-	-	-	-	-	-	-	-
5210MHz	Pass	8.02	-1.27	-1.96	-2.19	-1.71	4.04	14.98	12.06	23.00
5290MHz	Pass	7.50	-1.78	-2.31	-2.52	-2.21	3.69	9.50	11.19	17.00
5530MHz	Pass	7.46	-1.80	-2.64	-2.67	-2.57	3.48	9.54	10.94	17.00
5610MHz	Pass	7.46	-2.15	-2.53	-2.55	-2.41	3.43	9.54	10.89	17.00
5690MHz Straddle 5.47-5.725GHz	Pass	7.46	-0.91	-2.10	-2.81	-2.56	3.84	9.54	11.30	17.00
5690MHz Straddle 5.725-5.85GHz	Pass	8.09	-2.98	-4.66	-4.48	-4.39	1.86	27.91	9.95	36.00
5775MHz	Pass	8.09	-1.46	-1.75	-1.98	-1.41	4.20	27.91	12.29	36.00
802.11be EHT160_Nss1,(MCS0)_4TX	-	-	-	-	-	-	-	-	-	-
5250MHz Straddle 5.15-5.25GHz	Pass	8.02	-5.07	-6.54	-6.38	-6.10	-0.19	14.98	7.83	23.00
5250MHz Straddle 5.25-5.35GHz	Pass	7.50	-5.07	-5.91	-6.53	-5.72	0.12	9.50	7.62	17.00
5570MHz	Pass	7.46	-4.36	-4.99	-4.92	-4.53	1.22	9.54	8.68	17.00

DG = Directional Gain; RBW = 500kHz for 5.725-5.85GHz band / 1MHz for other band;
PD = trace bin-by-bin of each transmits port summing can be performed maximum power density; Port X = Port X Power Density;

Directional gain refers to antenna report.

Directional Gain	Operating Frequencies (MHz) / Antenna Gain (dBi)			
	5150 ~ 5250	5250 ~ 5350	5470 ~ 5725	5725 ~ 5850
Directional Gain (dBi)	8.02	7.50	7.46	8.09
PSD Limit (Antenna gain <= 6dBi)	17	11	11	30
PSD Limit (Antenna gain > 6dBi)	14.98	9.5	9.54	27.91

5.15-5.25GHz_802.11a_Nss1,(6Mbps)_4TX **PSD**

5180MHz

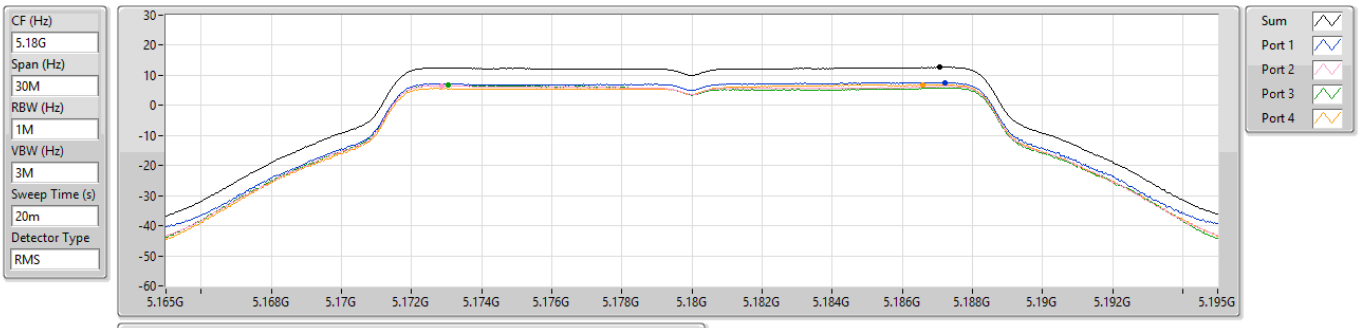

Sum	PD	Port 1	Port 2	Port 3	Port 4
(dBm/RBW)	(dBm/RBW)	(dBm/RBW)	(dBm/RBW)	(dBm/RBW)	(dBm/RBW)
12.67	12.67	7.55	6.50	6.63	6.88

5.15-5.25GHz_802.11a_Nss1,(6Mbps)_4TX **PSD**

5200MHz

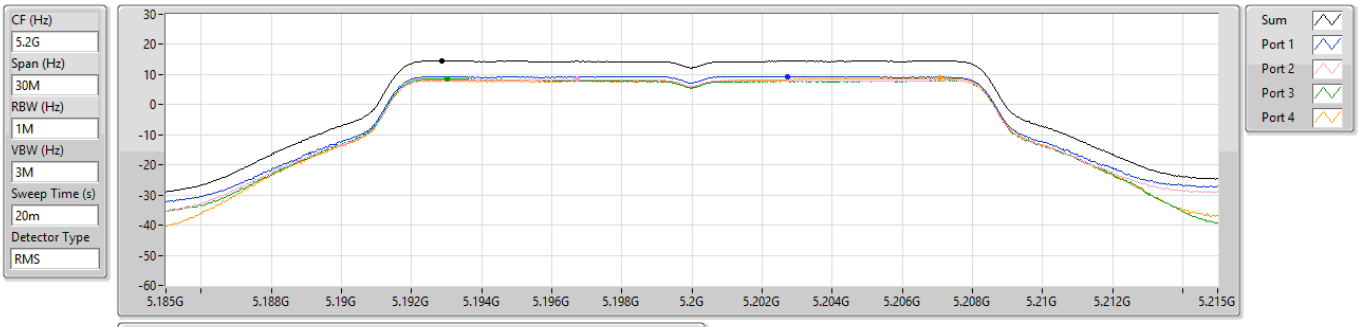

Sum	PD	Port 1	Port 2	Port 3	Port 4
(dBm/RBW)	(dBm/RBW)	(dBm/RBW)	(dBm/RBW)	(dBm/RBW)	(dBm/RBW)
14.62	14.62	9.42	8.41	8.72	8.78

5.15-5.25GHz_802.11a_Nss1,(6Mbps)_4TX **PSD**

5240MHz

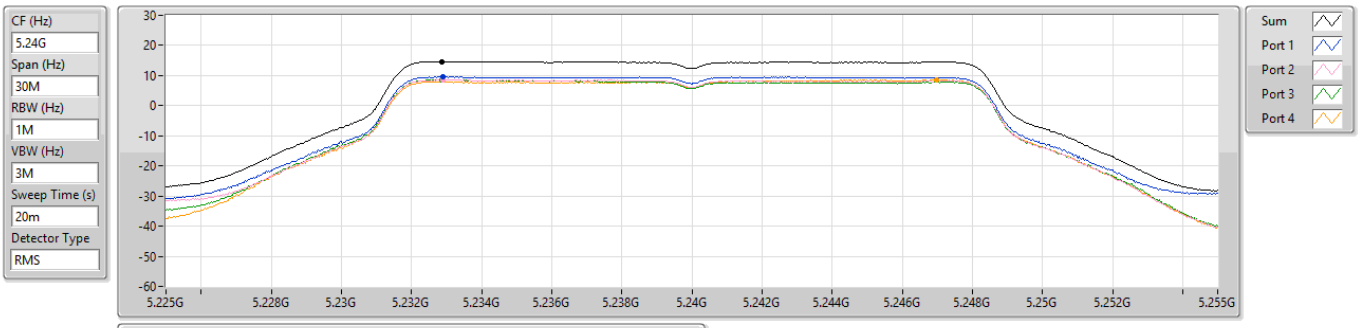

Sum	PD	Port 1	Port 2	Port 3	Port 4
(dBm/RBW)	(dBm/RBW)	(dBm/RBW)	(dBm/RBW)	(dBm/RBW)	(dBm/RBW)
14.68	14.68	9.58	8.50	8.64	8.54

5.25-5.35GHz_802.11a_Nss1,(6Mbps)_4TX **PSD**

5260MHz

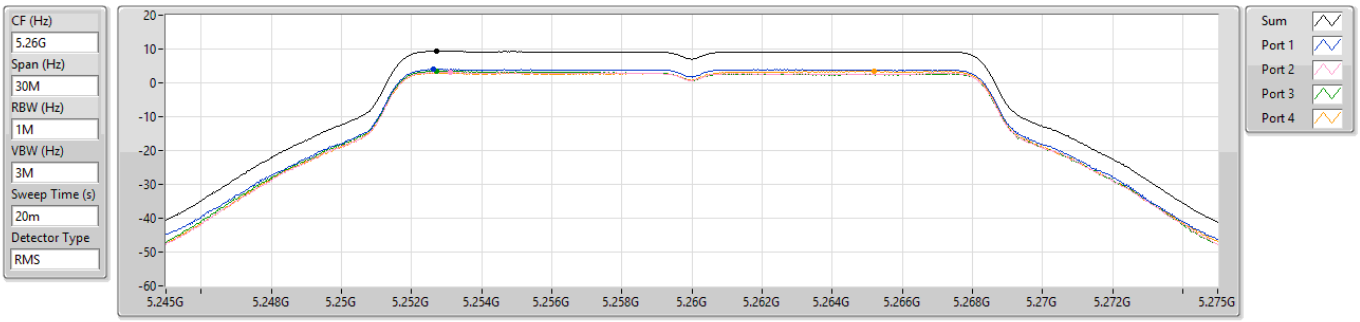

Sum	PD	Port 1	Port 2	Port 3	Port 4
(dBm/RBW)	(dBm/RBW)	(dBm/RBW)	(dBm/RBW)	(dBm/RBW)	(dBm/RBW)
9.39	9.39	4.00	3.13	3.52	3.45

5.25-5.35GHz_802.11a_Nss1,(6Mbps)_4TX **PSD**

5300MHz

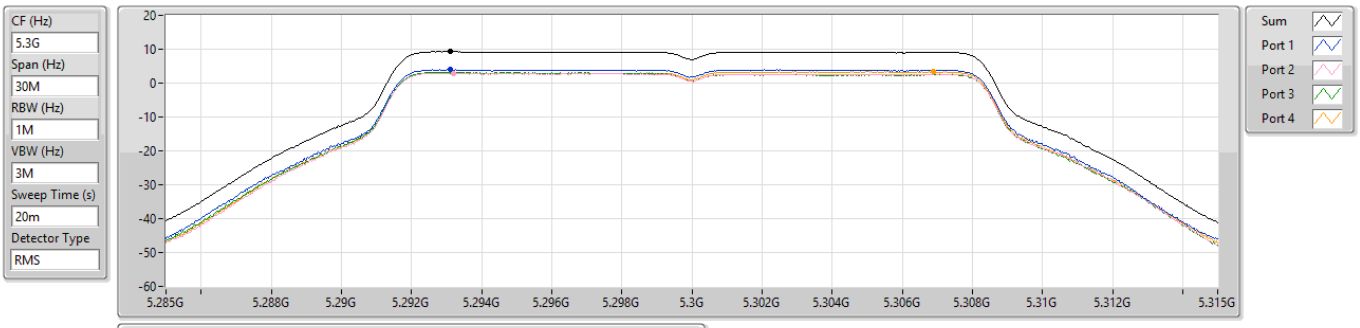

Sum	PD	Port 1	Port 2	Port 3	Port 4
(dBm/RBW)	(dBm/RBW)	(dBm/RBW)	(dBm/RBW)	(dBm/RBW)	(dBm/RBW)
9.31	9.31	3.96	2.95	3.20	3.39

5.25-5.35GHz_802.11a_Nss1,(6Mbps)_4TX **PSD**

5320MHz

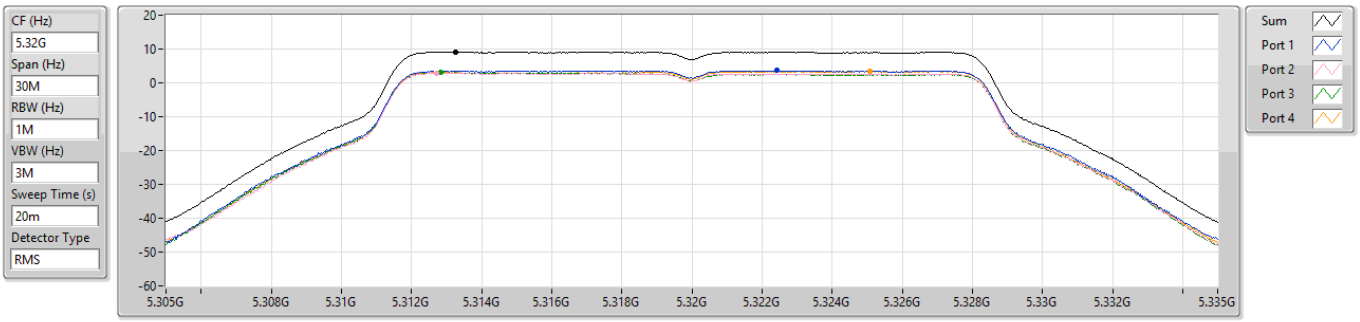

Sum	PD	Port 1	Port 2	Port 3	Port 4
(dBm/RBW)	(dBm/RBW)	(dBm/RBW)	(dBm/RBW)	(dBm/RBW)	(dBm/RBW)
9.14	9.14	3.63	2.92	3.02	3.44

5.47-5.725GHz_802.11a_Nss1,(6Mbps)_4TX **PSD**

5500MHz

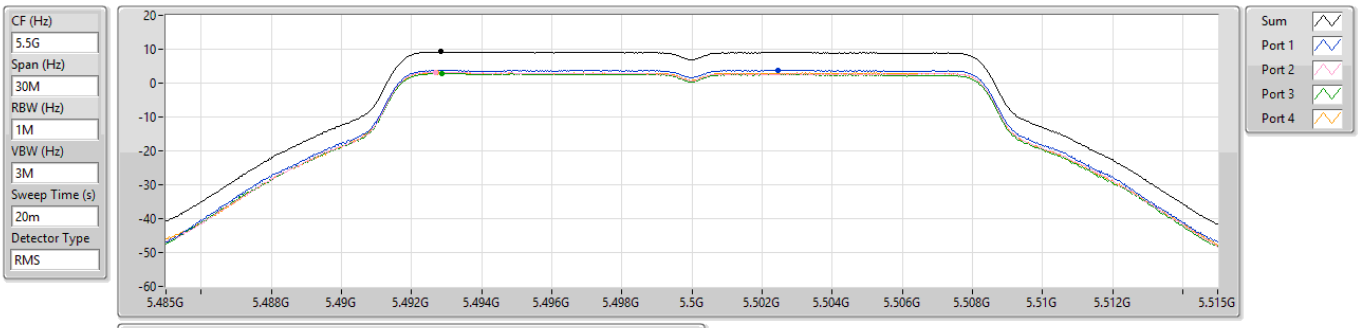

Sum	PD	Port 1	Port 2	Port 3	Port 4
(dBm/RBW)	(dBm/RBW)	(dBm/RBW)	(dBm/RBW)	(dBm/RBW)	(dBm/RBW)
9.23	9.23	3.78	3.21	2.88	3.11

5.47-5.725GHz_802.11a_Nss1,(6Mbps)_4TX **PSD**

5580MHz

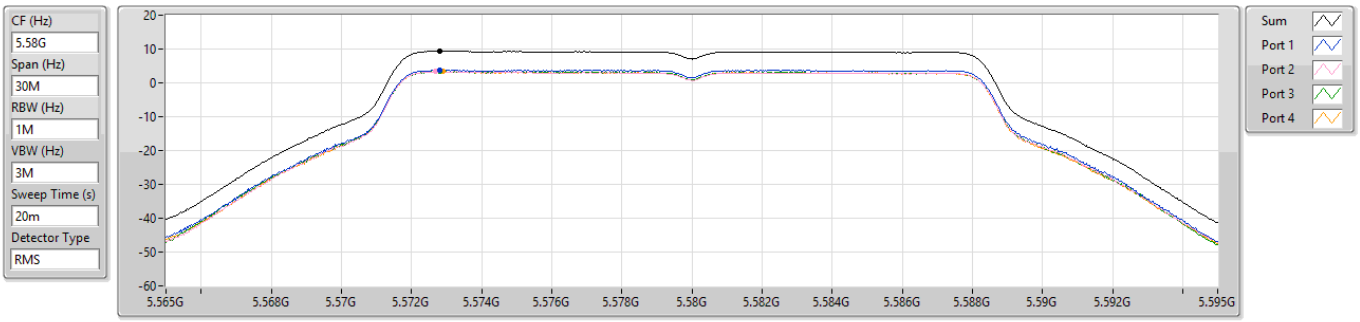

Sum	PD	Port 1	Port 2	Port 3	Port 4
(dBm/RBW)	(dBm/RBW)	(dBm/RBW)	(dBm/RBW)	(dBm/RBW)	(dBm/RBW)
9.42	9.42	3.80	3.35	3.33	3.29

5.47-5.725GHz_802.11a_Nss1,(6Mbps)_4TX **PSD**

5700MHz

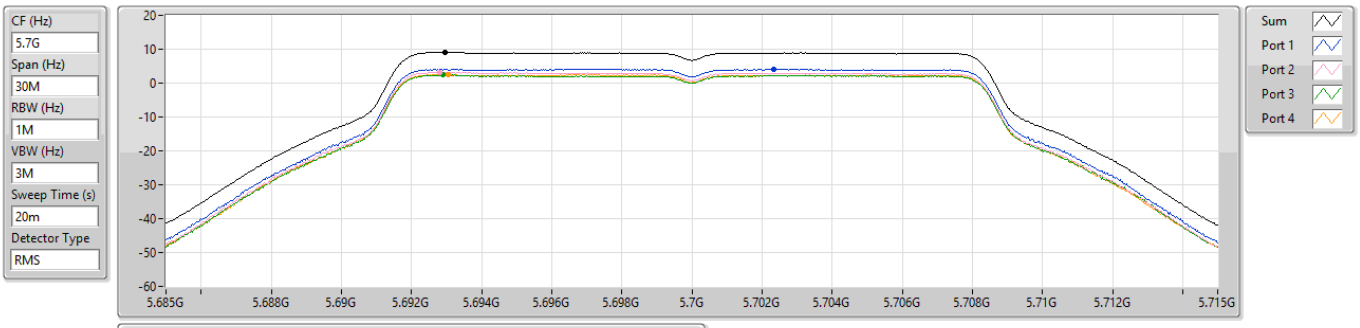

Sum	PD	Port 1	Port 2	Port 3	Port 4
(dBm/RBW)	(dBm/RBW)	(dBm/RBW)	(dBm/RBW)	(dBm/RBW)	(dBm/RBW)
9.04	9.04	4.11	3.17	2.40	2.53

5.47-5.725GHz_802.11a_Nss1,(6Mbps)_4TX **PSD**

5720MHz Straddle 5.47-5.725GHz

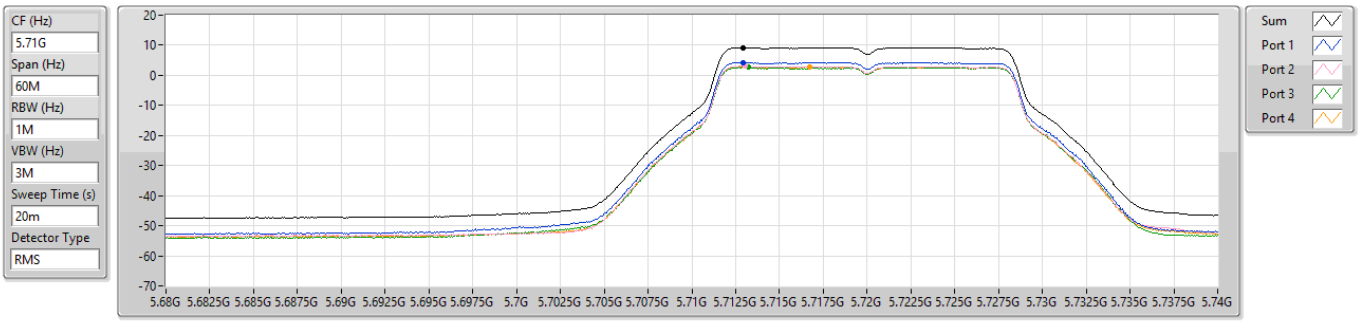

Sum	PD	Port 1	Port 2	Port 3	Port 4
(dBm/RBW)	(dBm/RBW)	(dBm/RBW)	(dBm/RBW)	(dBm/RBW)	(dBm/RBW)
9.21	9.21	4.27	3.09	2.67	2.79

5.725-5.85GHz_802.11a_Nss1,(6Mbps)_4TX **PSD**

5720MHz Straddle 5.725-5.85GHz

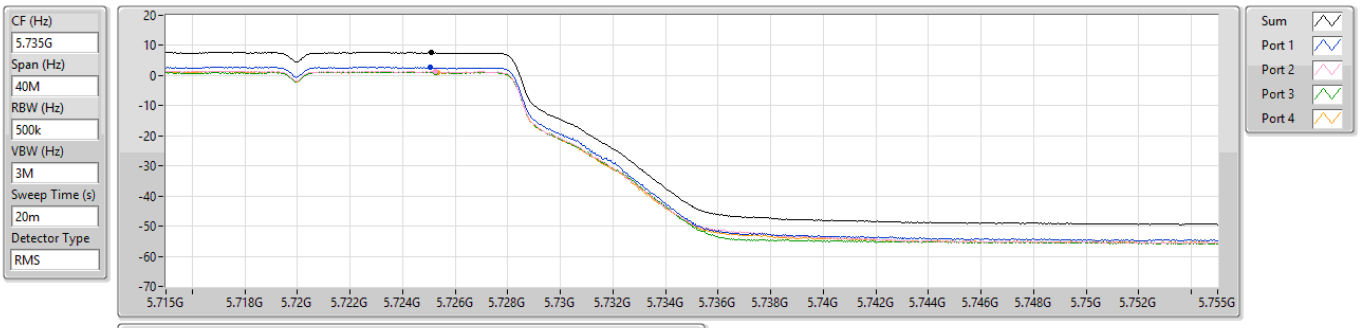

Sum	PD	Port 1	Port 2	Port 3	Port 4
(dBm/RBW)	(dBm/RBW)	(dBm/RBW)	(dBm/RBW)	(dBm/RBW)	(dBm/RBW)
7.56	7.56	2.61	1.32	1.08	1.17

5.725-5.85GHz_802.11a_Nss1,(6Mbps)_4TX **PSD**

5745MHz

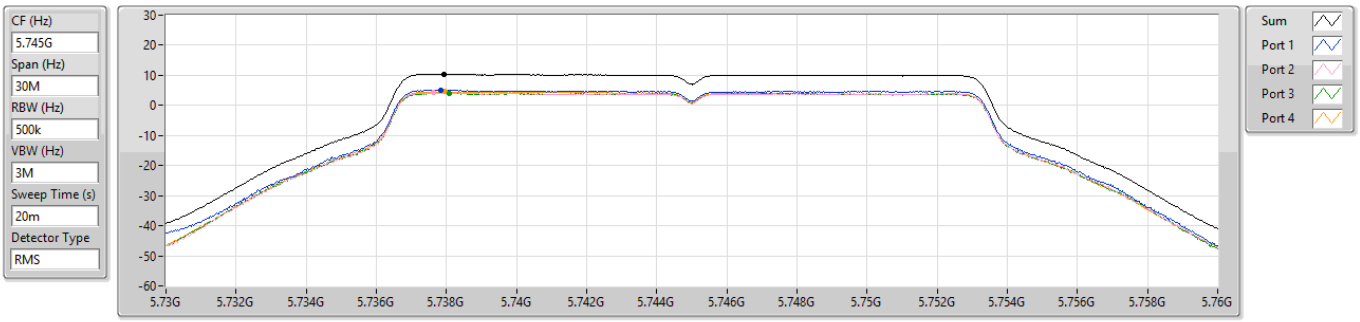

Sum	PD	Port 1	Port 2	Port 3	Port 4
(dBm/RBW)	(dBm/RBW)	(dBm/RBW)	(dBm/RBW)	(dBm/RBW)	(dBm/RBW)
10.46	10.46	5.09	4.22	4.07	4.55

5.725-5.85GHz_802.11a_Nss1,(6Mbps)_4TX **PSD**

5785MHz

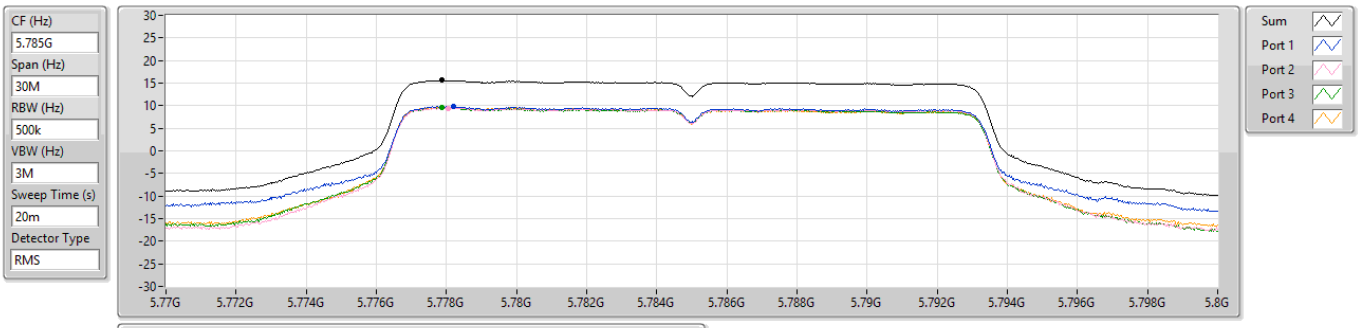

Sum	PD	Port 1	Port 2	Port 3	Port 4
(dBm/RBW)	(dBm/RBW)	(dBm/RBW)	(dBm/RBW)	(dBm/RBW)	(dBm/RBW)
15.60	15.60	9.85	9.45	9.50	9.70

5.725-5.85GHz_802.11a_Nss1,(6Mbps)_4TX **PSD**

5825MHz

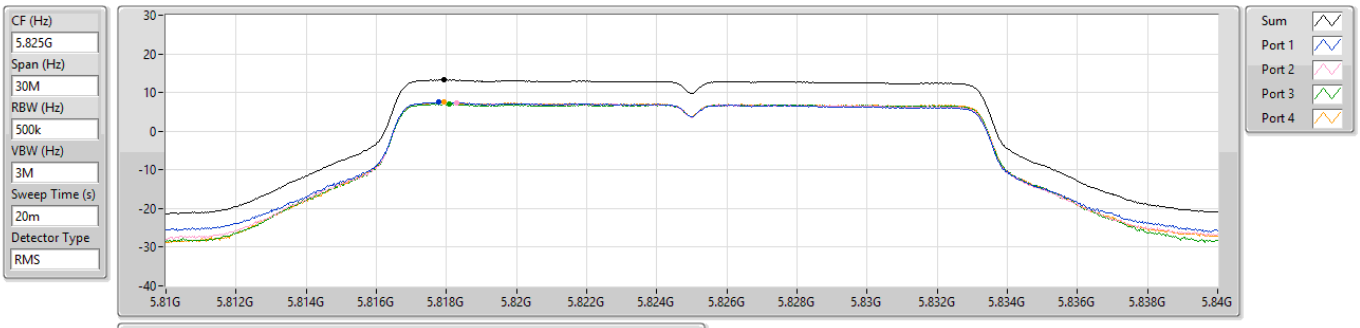

Sum	PD	Port 1	Port 2	Port 3	Port 4
(dBm/RBW)	(dBm/RBW)	(dBm/RBW)	(dBm/RBW)	(dBm/RBW)	(dBm/RBW)
13.30	13.30	7.45	7.40	7.04	7.45

5.15-5.25GHz_802.11be EHT20_Nss1,(MCS0)_4TX **PSD**

5180MHz

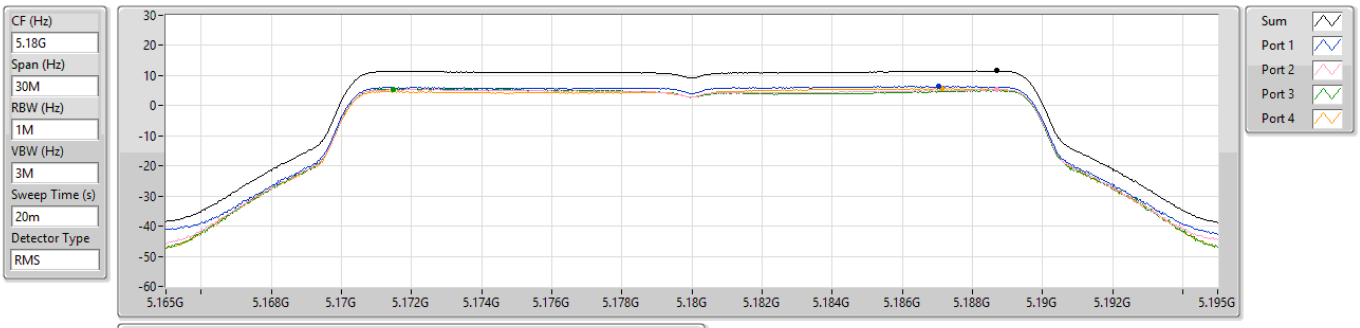

Sum	PD	Port 1	Port 2	Port 3	Port 4
(dBm/RBW)	(dBm/RBW)	(dBm/RBW)	(dBm/RBW)	(dBm/RBW)	(dBm/RBW)
11.59	11.59	6.39	5.53	5.52	5.65

5.15-5.25GHz_802.11be EHT20_Nss1,(MCS0)_4TX **PSD**

5200MHz

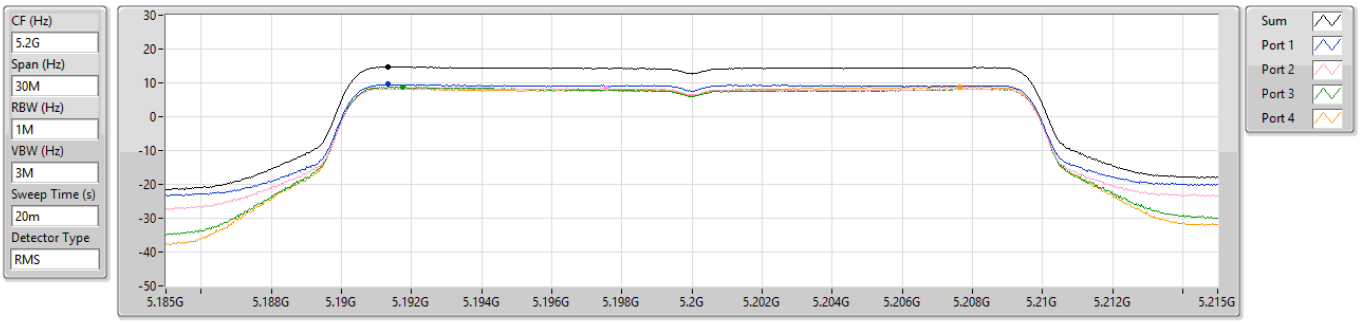

Sum	PD	Port 1	Port 2	Port 3	Port 4
(dBm/RBW)	(dBm/RBW)	(dBm/RBW)	(dBm/RBW)	(dBm/RBW)	(dBm/RBW)
14.70	14.70	9.54	8.40	8.73	8.78

5.15-5.25GHz_802.11be EHT20_Nss1,(MCS0)_4TX **PSD**

5240MHz

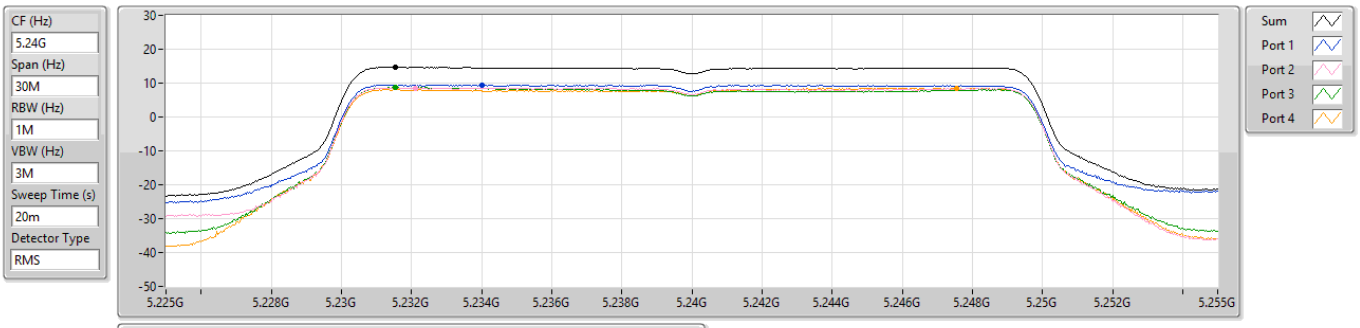

Sum	PD	Port 1	Port 2	Port 3	Port 4
(dBm/RBW)	(dBm/RBW)	(dBm/RBW)	(dBm/RBW)	(dBm/RBW)	(dBm/RBW)
14.70	14.70	9.46	8.59	8.70	8.45

5.25-5.35GHz_802.11be EHT20_Nss1,(MCS0)_4TX **PSD**

5260MHz

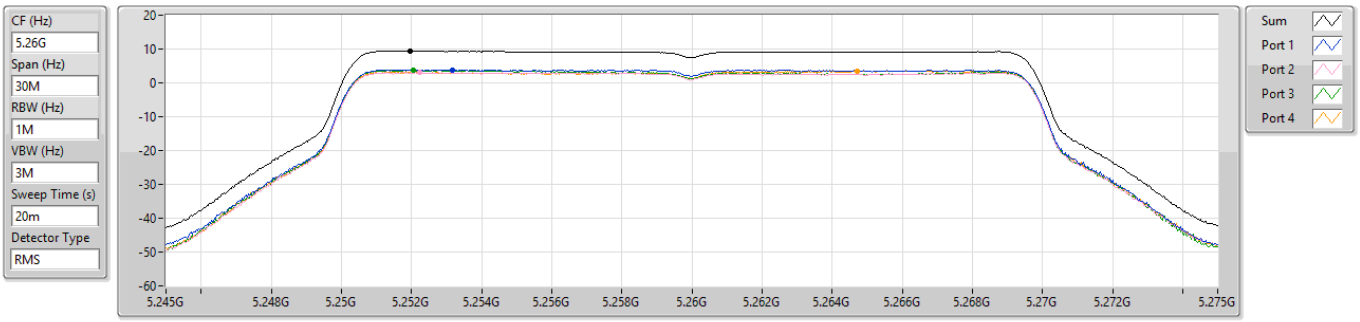

Sum	PD	Port 1	Port 2	Port 3	Port 4
(dBm/RBW)	(dBm/RBW)	(dBm/RBW)	(dBm/RBW)	(dBm/RBW)	(dBm/RBW)
9.40	9.40	3.84	3.08	3.73	3.51

5.25-5.35GHz_802.11be EHT20_Nss1,(MCS0)_4TX **PSD**

5300MHz

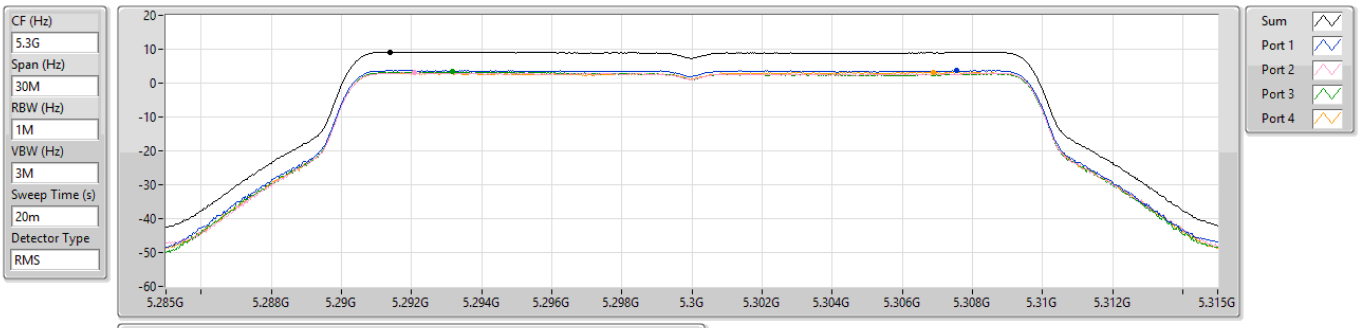

Sum	PD	Port 1	Port 2	Port 3	Port 4
(dBm/RBW)	(dBm/RBW)	(dBm/RBW)	(dBm/RBW)	(dBm/RBW)	(dBm/RBW)
9.21	9.21	3.73	3.01	3.30	3.12

5.25-5.35GHz_802.11be EHT20_Nss1,(MCS0)_4TX **PSD**

5320MHz

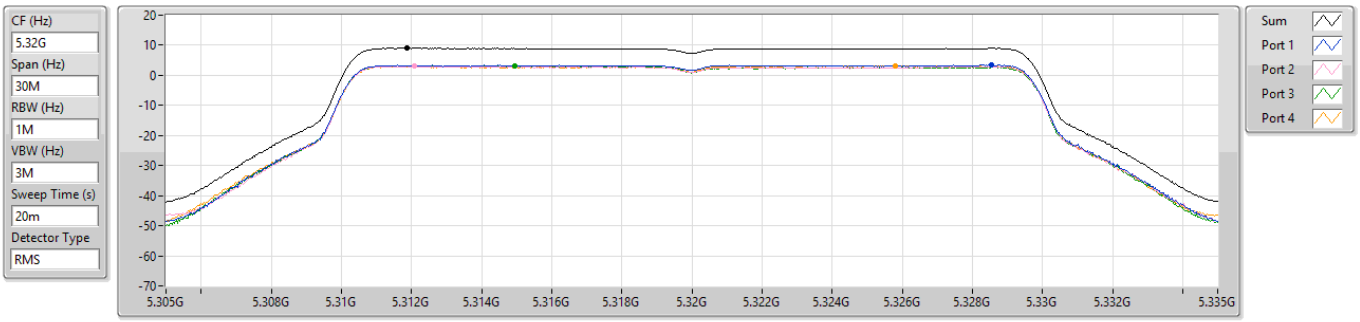

Sum	PD	Port 1	Port 2	Port 3	Port 4
(dBm/RBW)	(dBm/RBW)	(dBm/RBW)	(dBm/RBW)	(dBm/RBW)	(dBm/RBW)
9.03	9.03	3.37	3.01	3.12	3.22

5.47-5.725GHz_802.11be EHT20_Nss1,(MCS0)_4TX **PSD**

5500MHz

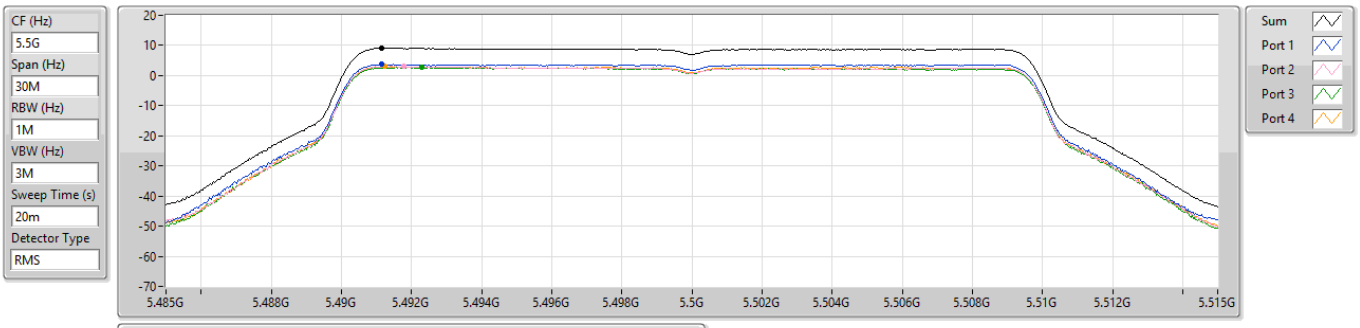

Sum	PD	Port 1	Port 2	Port 3	Port 4
(dBm/RBW)	(dBm/RBW)	(dBm/RBW)	(dBm/RBW)	(dBm/RBW)	(dBm/RBW)
9.05	9.05	3.67	2.99	2.66	3.02

5.47-5.725GHz_802.11be EHT20_Nss1,(MCS0)_4TX **PSD**

5580MHz

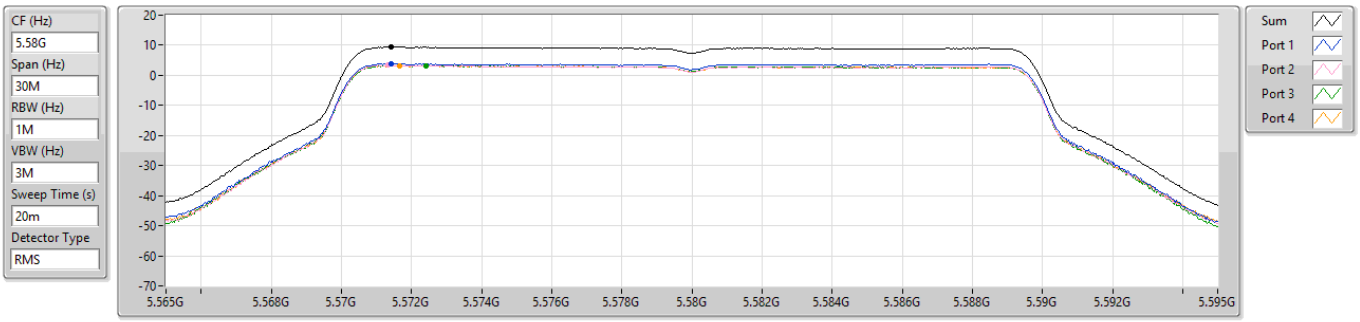

Sum	PD	Port 1	Port 2	Port 3	Port 4
(dBm/RBW)	(dBm/RBW)	(dBm/RBW)	(dBm/RBW)	(dBm/RBW)	(dBm/RBW)
9.38	9.38	3.90	3.32	3.18	3.24

5.47-5.725GHz_802.11be EHT20_Nss1,(MCS0)_4TX **PSD**

5700MHz

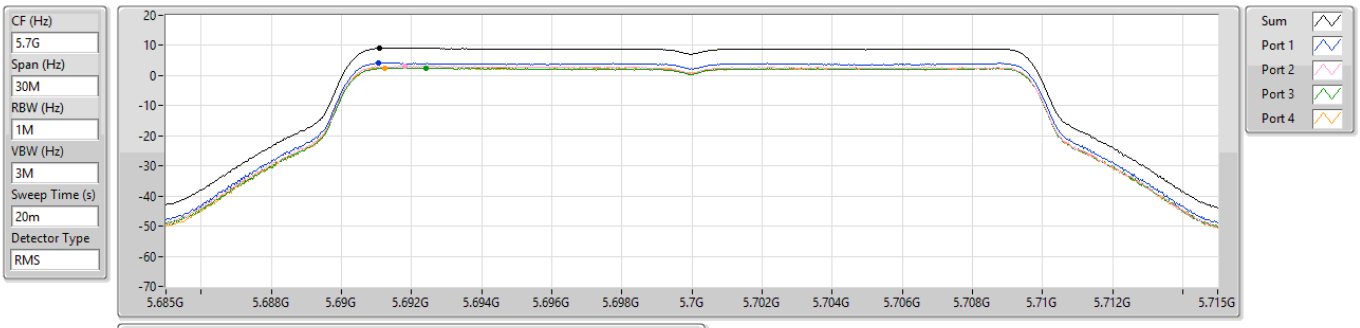

Sum	PD	Port 1	Port 2	Port 3	Port 4
(dBm/RBW)	(dBm/RBW)	(dBm/RBW)	(dBm/RBW)	(dBm/RBW)	(dBm/RBW)
9.09	9.09	4.17	3.12	2.52	2.57

5.47-5.725GHz_802.11be EHT20_Nss1,(MCS0)_4TX **PSD**

5720MHz Straddle 5.47-5.725GHz

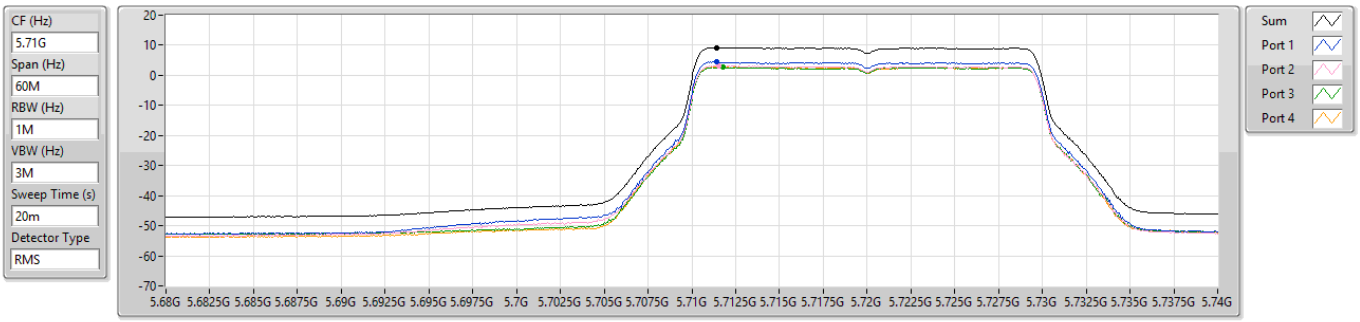

Sum	PD	Port 1	Port 2	Port 3	Port 4
(dBm/RBW)	(dBm/RBW)	(dBm/RBW)	(dBm/RBW)	(dBm/RBW)	(dBm/RBW)
9.27	9.27	4.45	3.19	2.64	2.77

5.725-5.85GHz_802.11be EHT20_Nss1,(MCS0)_4TX **PSD**

5720MHz Straddle 5.725-5.85GHz

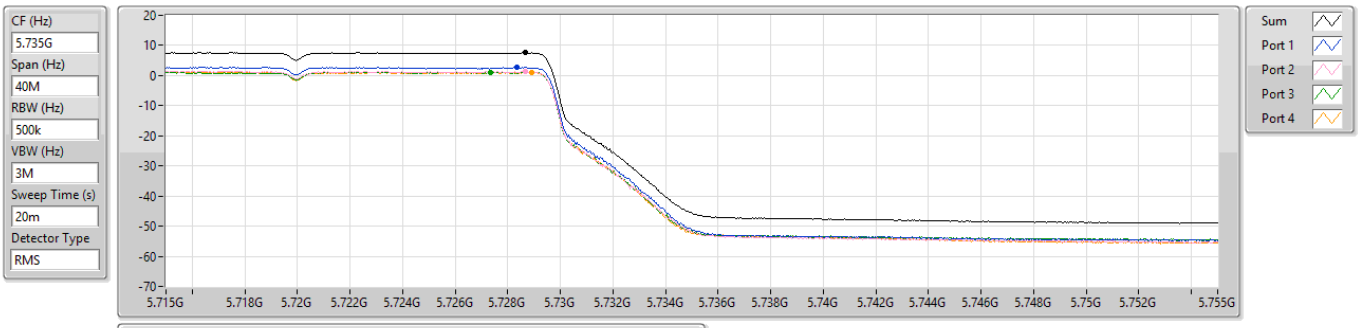

Sum	PD	Port 1	Port 2	Port 3	Port 4
(dBm/RBW)	(dBm/RBW)	(dBm/RBW)	(dBm/RBW)	(dBm/RBW)	(dBm/RBW)
7.55	7.55	2.65	1.29	1.11	1.14

5.725-5.85GHz_802.11be EHT20_Nss1,(MCS0)_4TX **PSD**

5745MHz

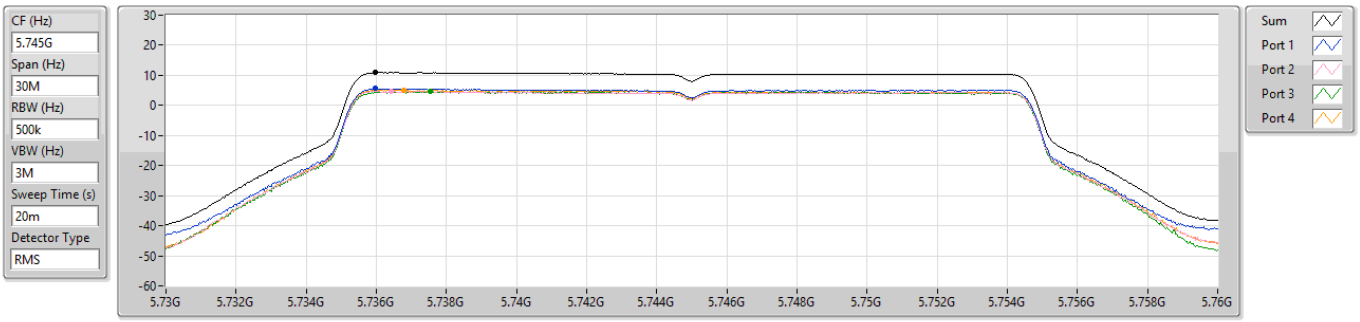

Sum	PD	Port 1	Port 2	Port 3	Port 4
(dBm/RBW)	(dBm/RBW)	(dBm/RBW)	(dBm/RBW)	(dBm/RBW)	(dBm/RBW)
10.93	10.93	5.57	4.73	4.54	5.08

5.725-5.85GHz_802.11be EHT20_Nss1,(MCS0)_4TX **PSD**

5785MHz

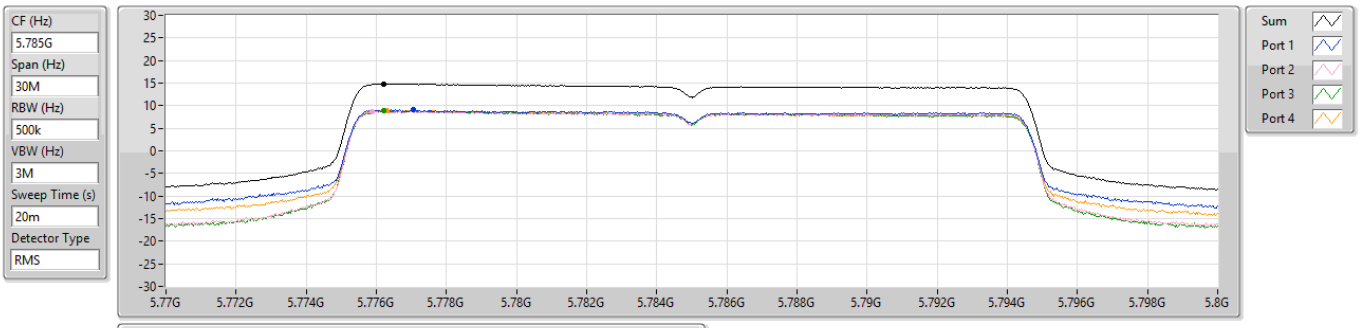

Sum	PD	Port 1	Port 2	Port 3	Port 4
(dBm/RBW)	(dBm/RBW)	(dBm/RBW)	(dBm/RBW)	(dBm/RBW)	(dBm/RBW)
14.82	14.82	9.04	8.69	8.89	8.94

5.725-5.85GHz_802.11be EHT20_Nss1,(MCS0)_4TX **PSD**

5825MHz

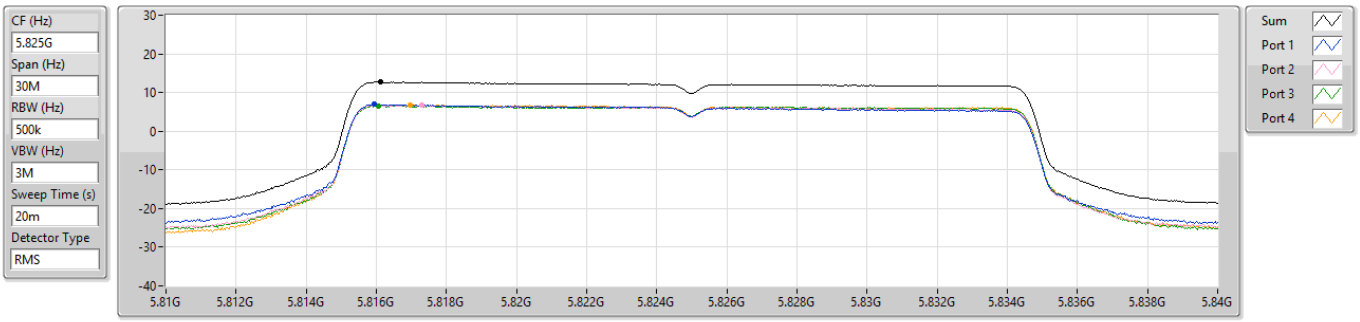

Sum	PD	Port 1	Port 2	Port 3	Port 4
(dBm/RBW)	(dBm/RBW)	(dBm/RBW)	(dBm/RBW)	(dBm/RBW)	(dBm/RBW)
12.71	12.71	6.94	6.79	6.58	6.76

5.15-5.25GHz_802.11be EHT40_Nss1,(MCS0)_4TX **PSD**

5190MHz

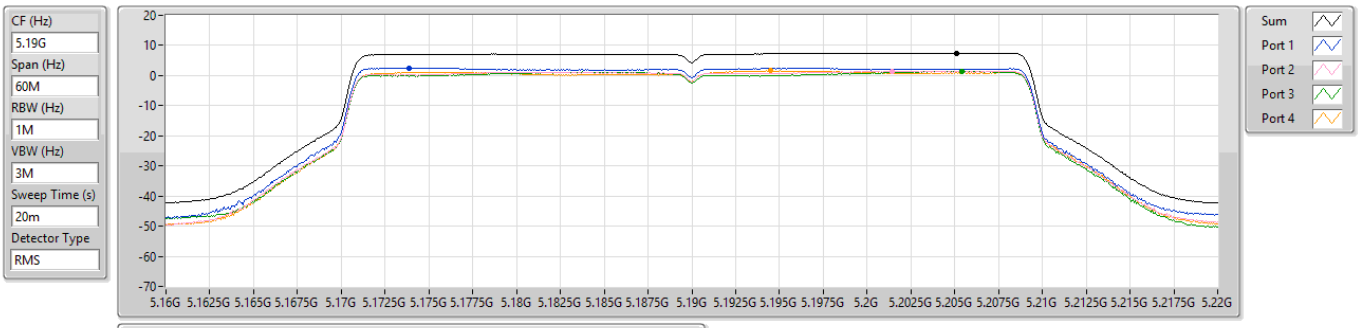

Sum	PD	Port 1	Port 2	Port 3	Port 4
(dBm/RBW)	(dBm/RBW)	(dBm/RBW)	(dBm/RBW)	(dBm/RBW)	(dBm/RBW)
7.47	7.47	2.48	1.42	1.44	1.58

5.15-5.25GHz_802.11be EHT40_Nss1,(MCS0)_4TX **PSD**

5230MHz

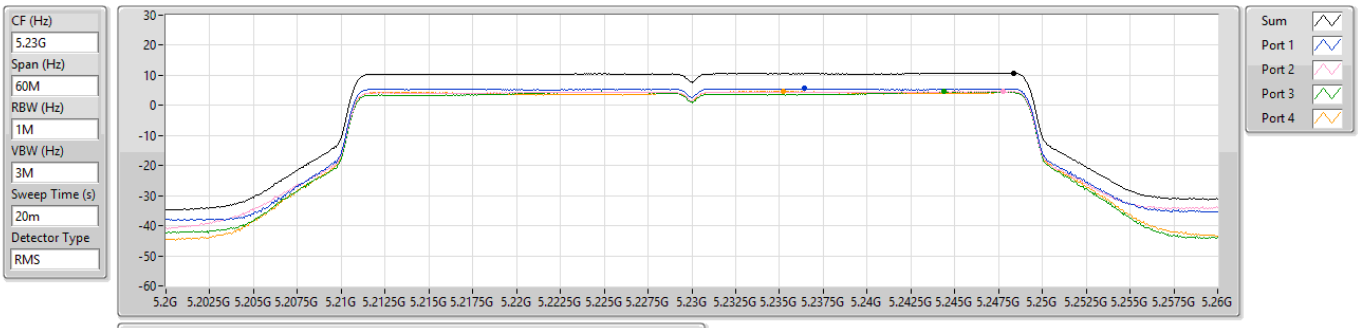

Sum	PD	Port 1	Port 2	Port 3	Port 4
(dBm/RBW)	(dBm/RBW)	(dBm/RBW)	(dBm/RBW)	(dBm/RBW)	(dBm/RBW)
10.73	10.73	5.57	4.65	4.60	4.66

5.25-5.35GHz_802.11be EHT40_Nss1,(MCS0)_4TX **PSD**

5270MHz

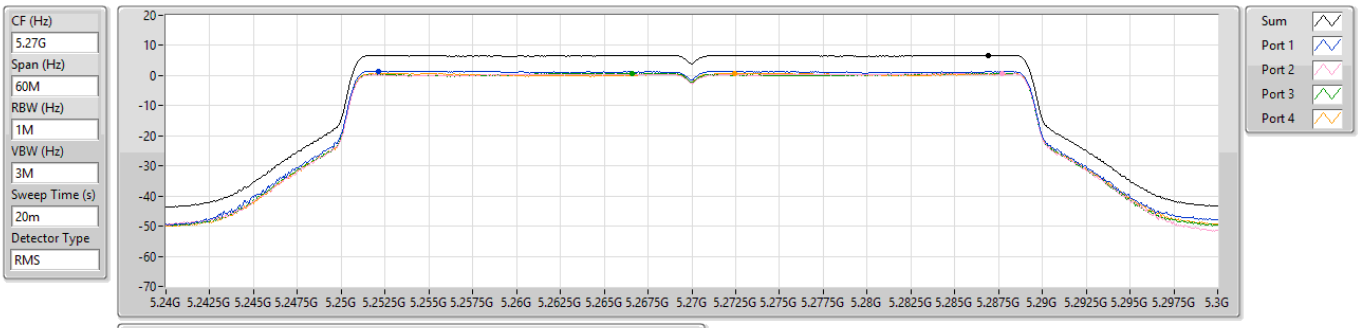

Sum	PD	Port 1	Port 2	Port 3	Port 4
(dBm/RBW)	(dBm/RBW)	(dBm/RBW)	(dBm/RBW)	(dBm/RBW)	(dBm/RBW)
6.79	6.79	1.49	0.63	0.81	0.83

5.25-5.35GHz_802.11be EHT40_Nss1,(MCS0)_4TX **PSD**

5310MHz

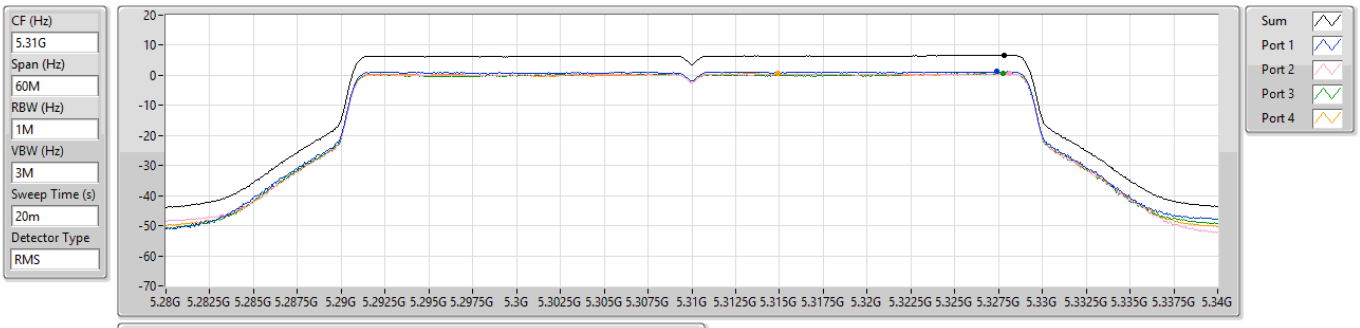

Sum	PD	Port 1	Port 2	Port 3	Port 4
(dBm/RBW)	(dBm/RBW)	(dBm/RBW)	(dBm/RBW)	(dBm/RBW)	(dBm/RBW)
6.74	6.74	1.22	0.62	0.66	0.66

5.47-5.725GHz_802.11be EHT40_Nss1,(MCS0)_4TX **PSD**

5510MHz

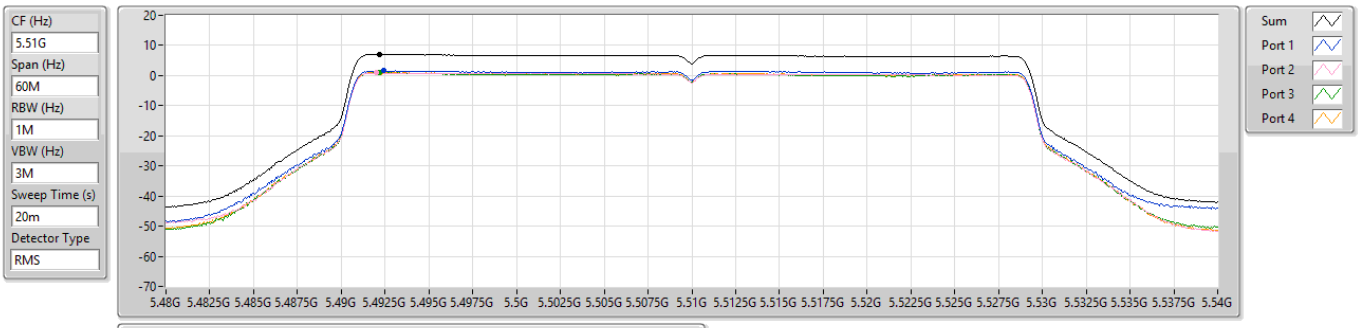

Sum	PD	Port 1	Port 2	Port 3	Port 4
(dBm/RBW)	(dBm/RBW)	(dBm/RBW)	(dBm/RBW)	(dBm/RBW)	(dBm/RBW)
7.10	7.10	1.69	1.01	0.92	1.03

5.47-5.725GHz_802.11be EHT40_Nss1,(MCS0)_4TX **PSD**

5590MHz

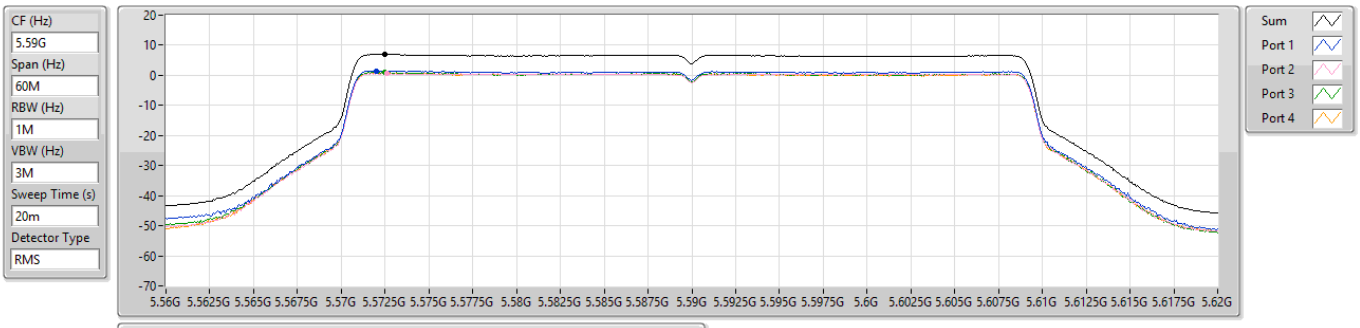

Sum	PD	Port 1	Port 2	Port 3	Port 4
(dBm/RBW)	(dBm/RBW)	(dBm/RBW)	(dBm/RBW)	(dBm/RBW)	(dBm/RBW)
6.97	6.97	1.46	0.65	0.99	0.85

5.47-5.725GHz_802.11be EHT40_Nss1,(MCS0)_4TX **PSD**

5670MHz

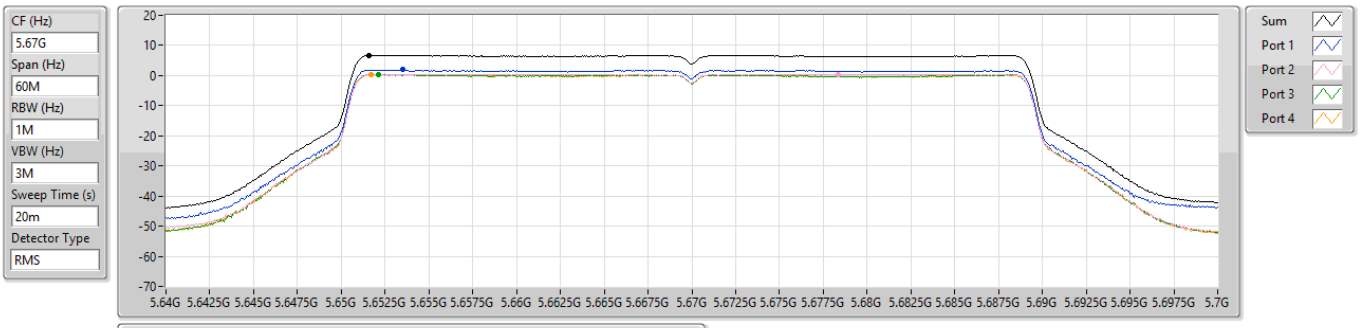

Sum	PD	Port 1	Port 2	Port 3	Port 4
(dBm/RBW)	(dBm/RBW)	(dBm/RBW)	(dBm/RBW)	(dBm/RBW)	(dBm/RBW)
6.77	6.77	1.92	0.48	0.37	0.44

5.47-5.725GHz_802.11be EHT40_Nss1,(MCS0)_4TX **PSD**

5710MHz Straddle 5.47-5.725GHz

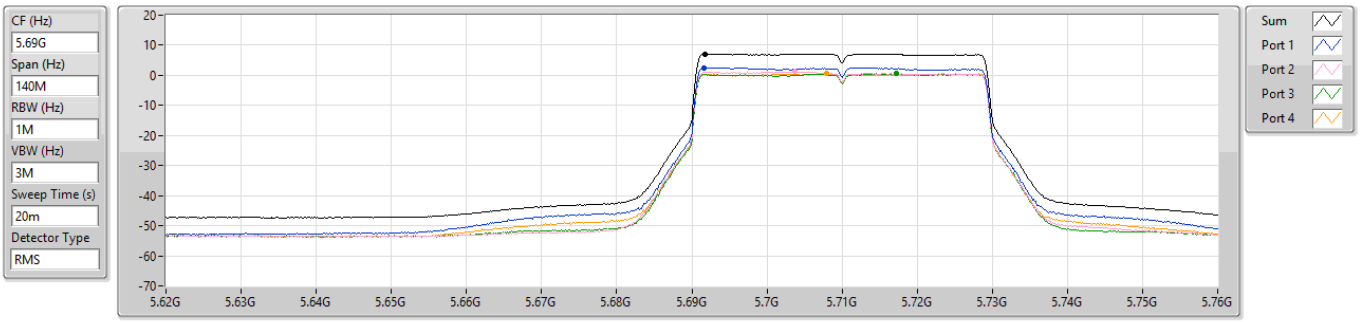

Sum	PD	Port 1	Port 2	Port 3	Port 4
(dBm/RBW)	(dBm/RBW)	(dBm/RBW)	(dBm/RBW)	(dBm/RBW)	(dBm/RBW)
7.15	7.15	2.53	1.28	0.50	0.50

5.725-5.85GHz_802.11be EHT40_Nss1,(MCS0)_4TX **PSD**

5710MHz Straddle 5.725-5.85GHz

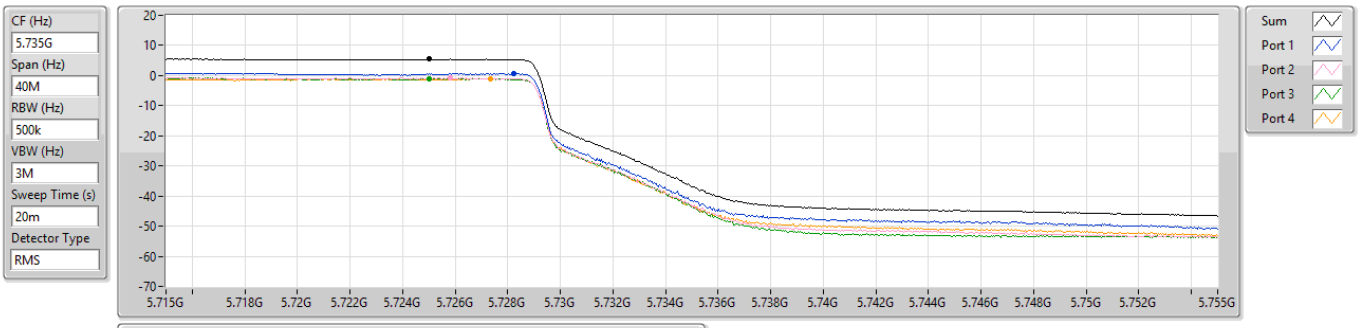

Sum	PD	Port 1	Port 2	Port 3	Port 4
(dBm/RBW)	(dBm/RBW)	(dBm/RBW)	(dBm/RBW)	(dBm/RBW)	(dBm/RBW)
5.44	5.44	0.67	-0.80	-0.98	-0.94

5.725-5.85GHz_802.11be EHT40_Nss1,(MCS0)_4TX **PSD**

5755MHz

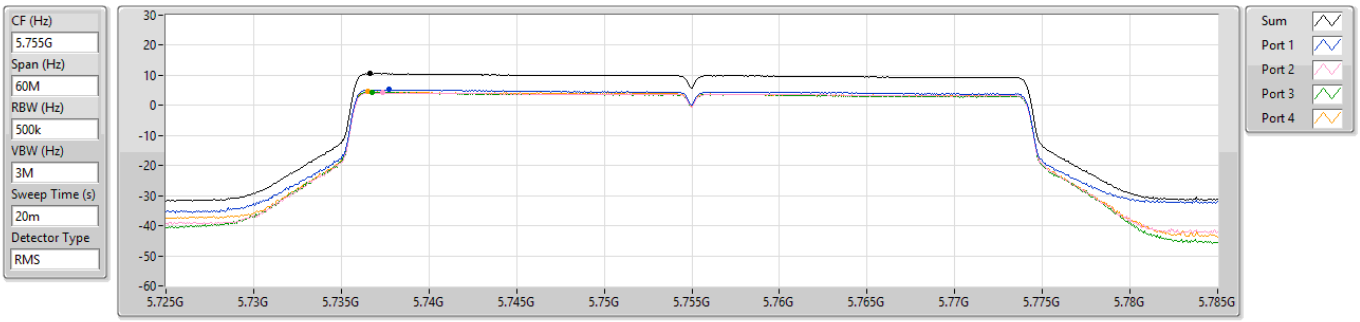

Sum	PD	Port 1	Port 2	Port 3	Port 4
(dBm/RBW)	(dBm/RBW)	(dBm/RBW)	(dBm/RBW)	(dBm/RBW)	(dBm/RBW)
10.55	10.55	5.25	4.22	4.37	4.62

5.725-5.85GHz_802.11be EHT40_Nss1,(MCS0)_4TX **PSD**

5795MHz

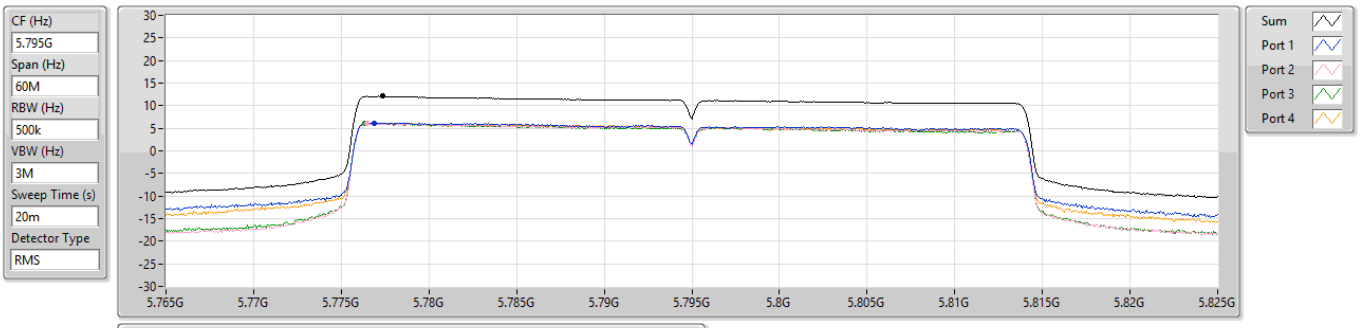

Sum	PD	Port 1	Port 2	Port 3	Port 4
(dBm/RBW)	(dBm/RBW)	(dBm/RBW)	(dBm/RBW)	(dBm/RBW)	(dBm/RBW)
12.11	12.11	6.19	6.04	6.17	6.19

5.15-5.25GHz_802.11be EHT80_Nss1,(MCS0)_4TX **PSD**

5210MHz

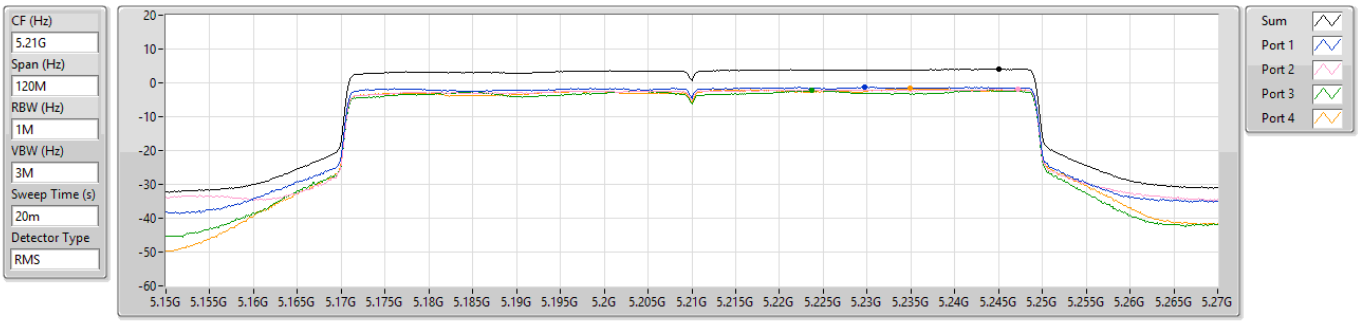

Sum	PD	Port 1	Port 2	Port 3	Port 4
(dBm/RBW)	(dBm/RBW)	(dBm/RBW)	(dBm/RBW)	(dBm/RBW)	(dBm/RBW)
4.04	4.04	-1.27	-1.96	-2.19	-1.71

5.25-5.35GHz_802.11be EHT80_Nss1,(MCS0)_4TX **PSD**

5290MHz

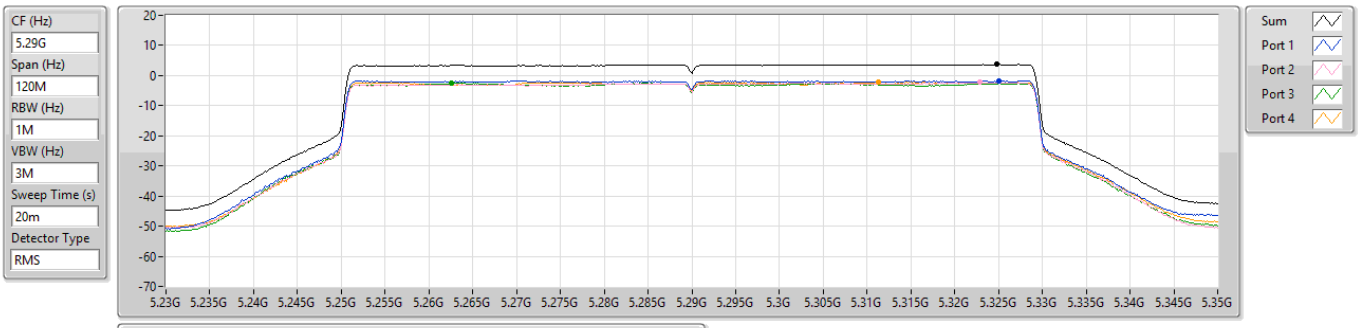

Sum	PD	Port 1	Port 2	Port 3	Port 4
(dBm/RBW)	(dBm/RBW)	(dBm/RBW)	(dBm/RBW)	(dBm/RBW)	(dBm/RBW)
3.69	3.69	-1.78	-2.31	-2.52	-2.21

5.47-5.725GHz_802.11be EHT80_Nss1,(MCS0)_4TX **PSD**

5530MHz

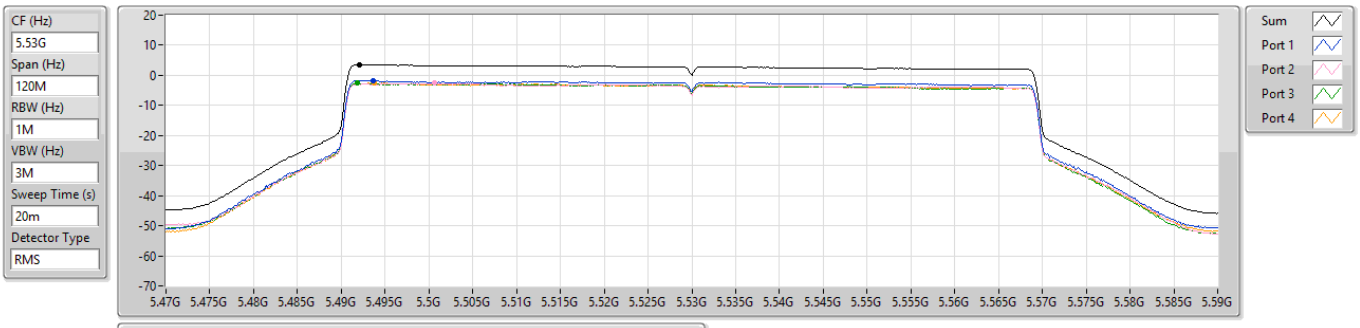

Sum	PD	Port 1	Port 2	Port 3	Port 4
(dBm/RBW)	(dBm/RBW)	(dBm/RBW)	(dBm/RBW)	(dBm/RBW)	(dBm/RBW)
3.48	3.48	-1.80	-2.64	-2.67	-2.57

5.47-5.725GHz_802.11be EHT80_Nss1,(MCS0)_4TX **PSD**

5610MHz

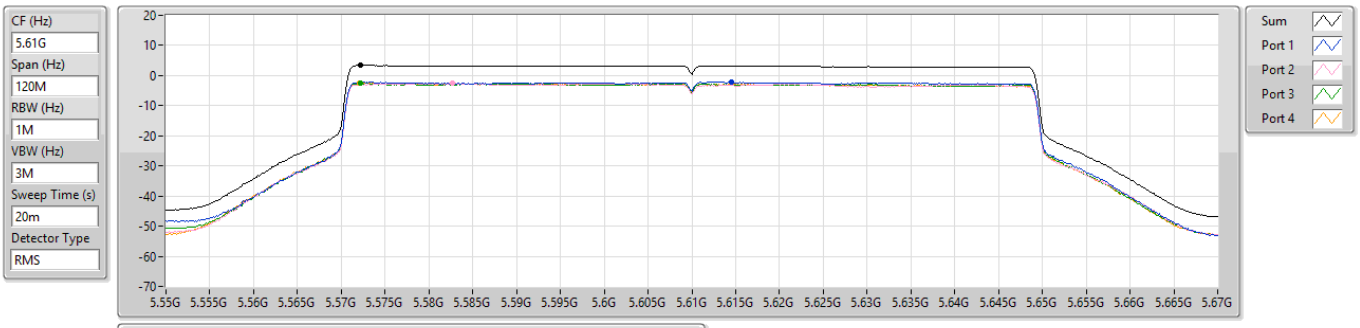

Sum	PD	Port 1	Port 2	Port 3	Port 4
(dBm/RBW)	(dBm/RBW)	(dBm/RBW)	(dBm/RBW)	(dBm/RBW)	(dBm/RBW)
3.43	3.43	-2.15	-2.53	-2.55	-2.41

5.47-5.725GHz_802.11be EHT80_Nss1,(MCS0)_4TX **PSD**

5690MHz Straddle 5.47-5.725GHz

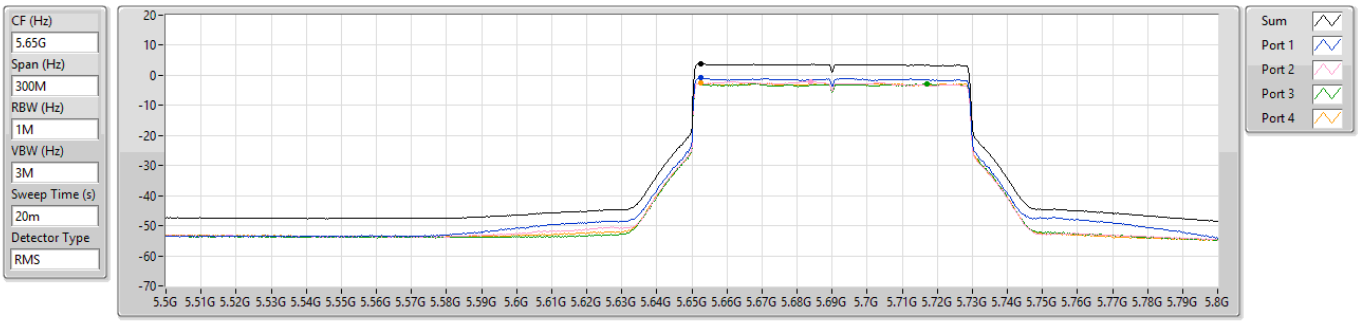

Sum	PD	Port 1	Port 2	Port 3	Port 4
(dBm/RBW)	(dBm/RBW)	(dBm/RBW)	(dBm/RBW)	(dBm/RBW)	(dBm/RBW)
3.84	3.84	-0.91	-2.10	-2.81	-2.56

5.725-5.85GHz_802.11be EHT80_Nss1,(MCS0)_4TX **PSD**

5690MHz Straddle 5.725-5.85GHz

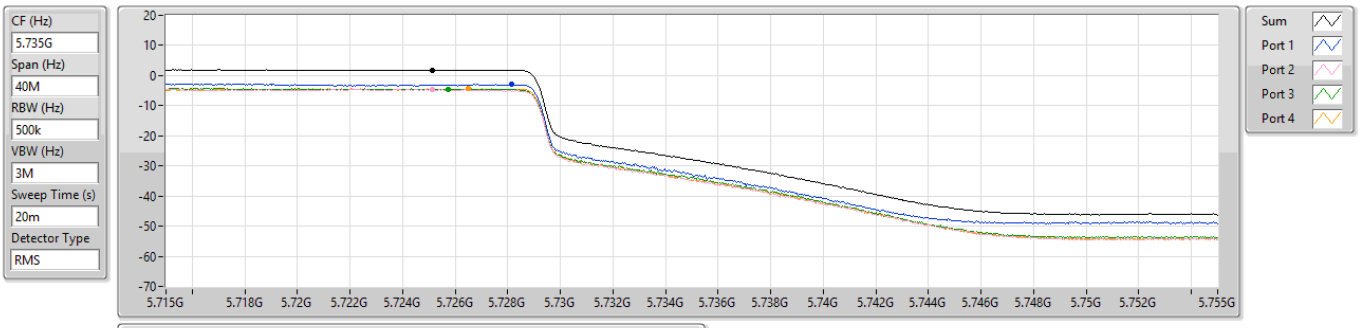

Sum	PD	Port 1	Port 2	Port 3	Port 4
(dBm/RBW)	(dBm/RBW)	(dBm/RBW)	(dBm/RBW)	(dBm/RBW)	(dBm/RBW)
1.86	1.86	-2.98	-4.66	-4.48	-4.39

5.725-5.85GHz_802.11be EHT80_Nss1,(MCS0)_4TX **PSD**

5775MHz

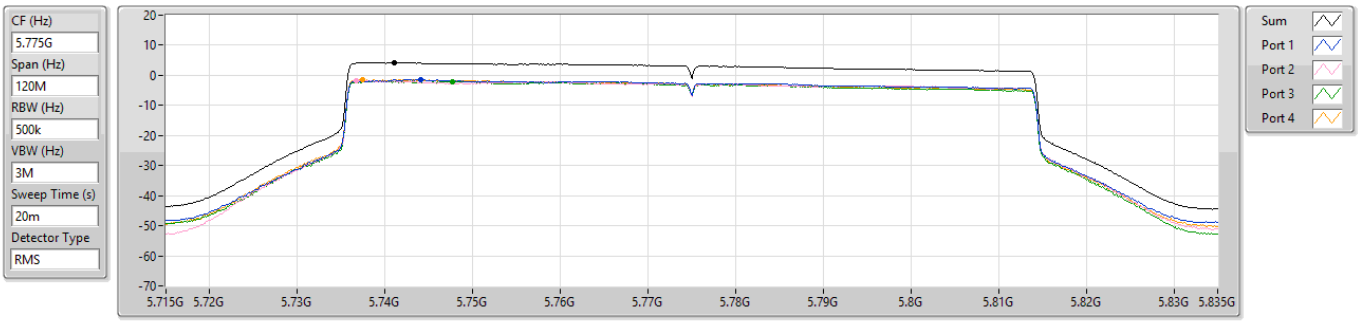

Sum	PD	Port 1	Port 2	Port 3	Port 4
(dBm/RBW)	(dBm/RBW)	(dBm/RBW)	(dBm/RBW)	(dBm/RBW)	(dBm/RBW)
4.20	4.20	-1.46	-1.75	-1.98	-1.41

5.15-5.25GHz_802.11be EHT160_Nss1,(MCS0)_4TX **PSD**

5250MHz Straddle 5.15-5.25GHz

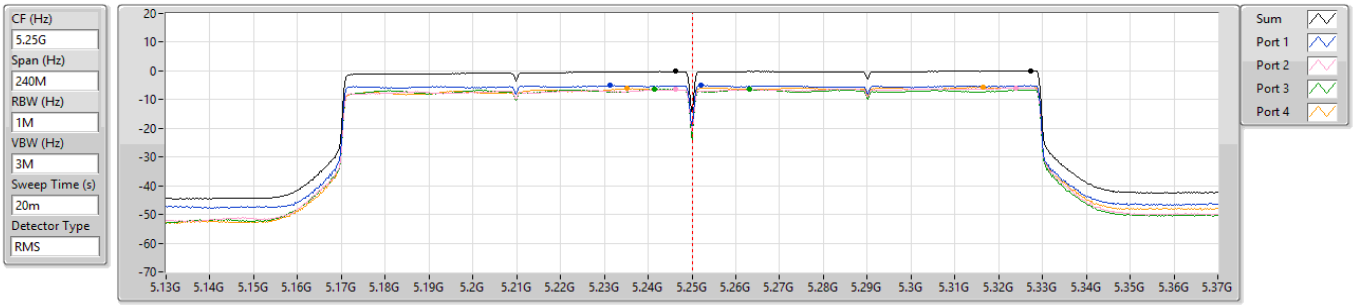

5150~5250MHz

Sum	PD	Port 1	Port 2	Port 3	Port 4
(dBm/RBW)	(dBm/RBW)	(dBm/RBW)	(dBm/RBW)	(dBm/RBW)	(dBm/RBW)
-0.19	-0.19	-5.07	-6.54	-6.38	-6.10

5250~5350MHz

Sum	PD	Port 1	Port 2	Port 3	Port 4
(dBm/RBW)	(dBm/RBW)	(dBm/RBW)	(dBm/RBW)	(dBm/RBW)	(dBm/RBW)
0.12	0.12	-5.07	-5.91	-6.53	-5.72

5.47-5.725GHz_802.11be EHT160_Nss1,(MCS0)_4TX **PSD**

5570MHz

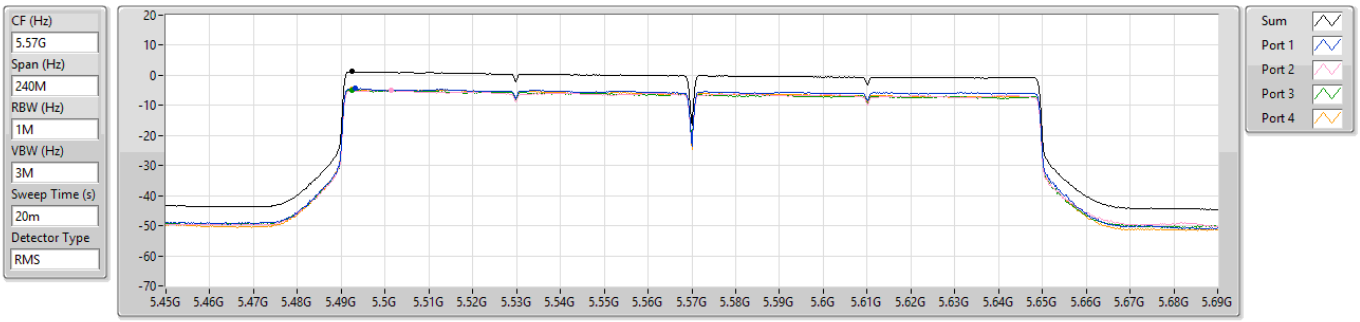

Sum	PD	Port 1	Port 2	Port 3	Port 4
(dBm/RBW)	(dBm/RBW)	(dBm/RBW)	(dBm/RBW)	(dBm/RBW)	(dBm/RBW)
1.22	1.22	-4.36	-4.99	-4.92	-4.53

Unwanted Emissions (Below 1GHz)

Modulation	be EHT40	**Test Freq. (MHz)**	5795
Polarization	Horizontal		

Test By :Akun Chung_ Temperature(℃):22 Humidity(%):65

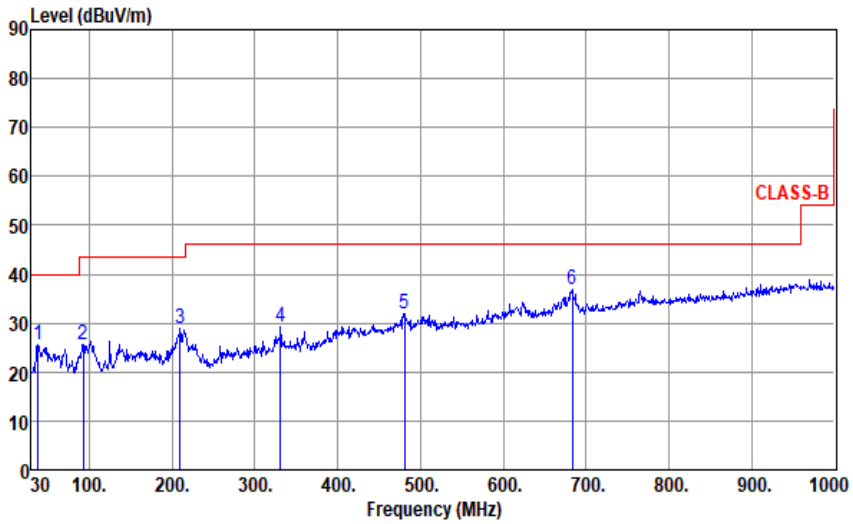

	Freq. MHz	Emission level dBuV/m	Limit dBuV/m	Margin dB	SA reading dBuV	Factor dB/m	Remark	ANT High cm	Turn Table deg
1	37.76	25.69	40.00	-14.31	35.13	-9.44	Peak	---	---
2	93.05	25.62	43.50	-17.88	39.97	-14.35	Peak	---	---
3	209.45	28.99	43.50	-14.51	40.91	-11.92	Peak	---	---
4	330.70	29.12	46.00	-16.88	35.95	-6.83	Peak	---	---
5	481.05	31.94	46.00	-14.06	34.75	-2.81	Peak	---	---
6	683.78	36.78	46.00	-9.22	35.15	1.63	Peak	---	---

Note 1: Emission Level (dBuV/m) = SA Reading (dBuV) + Factor* (dB/m)
*Factor includes antenna factor , cable loss and amplifier gain
Note 2: Margin (dB) = Emission level (dBuV/m) – Limit (dBuV/m).
Note 3: All spurious emissions below 30MHz are more than 20 dB below the limit.

Modulation	be EHT40	**Test Freq. (MHz)**	5795
Polarization	Vertical		

Test By :Akun Chung_ Temperature(℃):22 Humidity(%):65

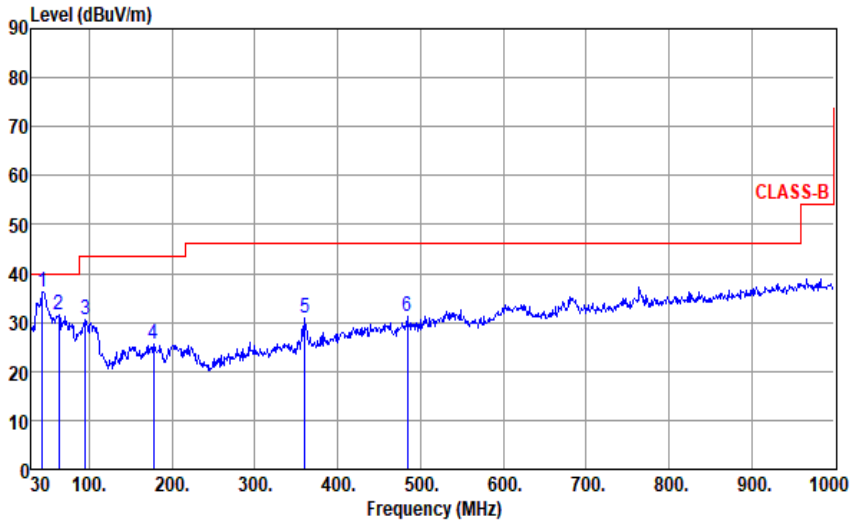

	Freq. MHz	Emission level dBuV/m	Limit dBuV/m	Margin dB	SA reading dBuV	Factor dB/m	Remark	ANT High cm	Turn Table deg
1	43.58	36.30	40.00	-3.70	45.11	-8.81	Peak	---	---
2	62.98	31.42	40.00	-8.58	41.13	-9.71	Peak	---	---
3	94.99	30.54	43.50	-12.96	44.87	-14.33	Peak	---	---
4	177.44	25.48	43.50	-18.02	35.35	-9.87	Peak	---	---
5	360.77	30.77	46.00	-15.23	37.25	-6.48	Peak	---	---
6	483.96	31.23	46.00	-14.77	33.96	-2.73	Peak	---	---

Note 1: Emission Level (dBuV/m) = SA Reading (dBuV) + Factor* (dB/m)
*Factor includes antenna factor , cable loss and amplifier gain
Note 2: Margin (dB) = Emission level (dBuV/m) – Limit (dBuV/m).
Note 3: All spurious emissions below 30MHz are more than 20 dB below the limit.

Unwanted Emissions (Above 1GHz)

Modulation	11a	**Test Freq. (MHz)**	5180
Polarization	Horizontal		

Test By :Brad Wu Temperature(℃):22 Humidity(%):66

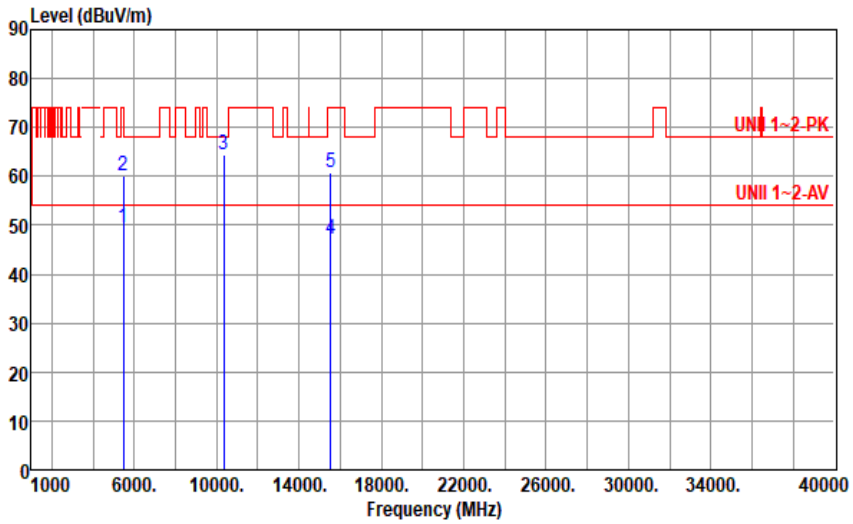

	Freq. MHz	Emission level dBuV/m	Limit dBuV/m	Margin dB	SA reading dBuV	Factor dB/m	Remark	ANT High cm	Turn Table deg
1	5460.00	49.41	54.00	-4.59	48.71	0.70	Average	188	8
2	5460.00	60.00	74.00	-14.00	59.30	0.70	Peak	188	8
3	10360.00	64.28	68.20	-3.92	55.44	8.84	Peak	290	304
4	15540.00	47.03	54.00	-6.97	40.75	6.28	Average	316	214
5	15540.00	60.80	74.00	-13.20	54.52	6.28	Peak	316	214

Note 1: Emission Level (dBuV/m) = SA Reading (dBuV) + Factor* (dB/m)
*Factor includes antenna factor , cable loss and amplifier gain
Note 2: Margin (dB) = Emission level (dBuV/m) – Limit (dBuV/m).

Modulation	11a	**Test Freq. (MHz)**	5180
Polarization	Vertical		

Test By :Brad Wu Temperature(℃):22 Humidity(%):66

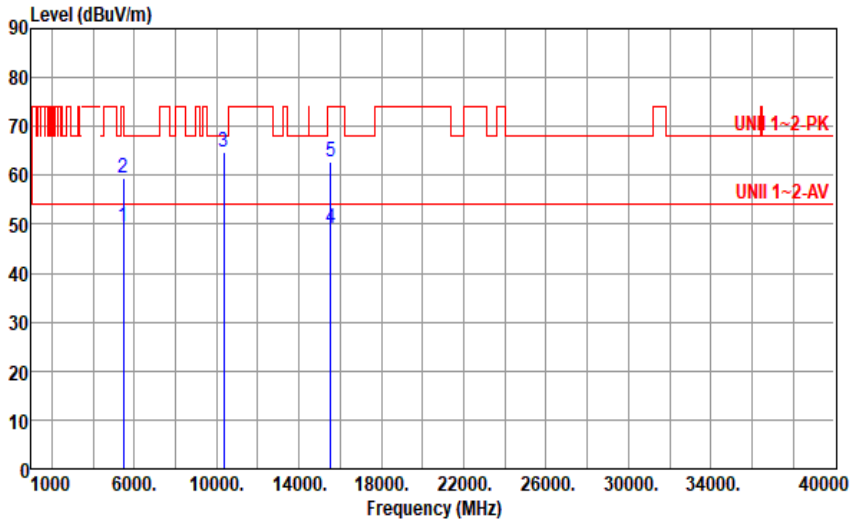

	Freq. MHz	Emission level dBuV/m	Limit dBuV/m	Margin dB	SA reading dBuV	Factor dB/m	Remark	ANT High cm	Turn Table deg
1	5460.00	49.55	54.00	-4.45	48.85	0.70	Average	232	131
2	5460.00	59.41	74.00	-14.59	58.71	0.70	Peak	232	131
3	10360.00	64.72	68.20	-3.48	55.88	8.84	Peak	218	261
4	15540.00	49.25	54.00	-4.75	42.97	6.28	Average	300	247
5	15540.00	62.61	74.00	-11.39	56.33	6.28	Peak	300	247

Note 1: Emission Level (dBuV/m) = SA Reading (dBuV) + Factor* (dB/m)
*Factor includes antenna factor , cable loss and amplifier gain
Note 2: Margin (dB) = Emission level (dBuV/m) – Limit (dBuV/m).

Modulation	11a	**Test Freq. (MHz)**	5200
Polarization	Horizontal		

Test By :Brad Wu Temperature(℃):22 Humidity(%):66

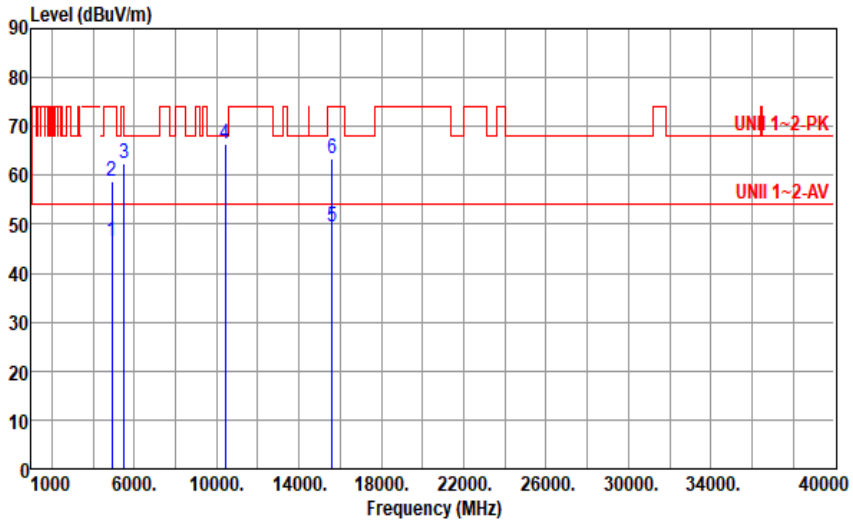

	Freq. MHz	Emission level dBuV/m	Limit dBuV/m	Margin dB	SA reading dBuV	Factor dB/m	Remark	ANT High cm	Turn Table deg
1	4910.00	46.50	54.00	-7.50	46.42	0.08	Average	188	354
2	4910.00	58.71	74.00	-15.29	58.63	0.08	Peak	188	354
3	5490.00	62.46	68.20	-5.74	61.69	0.77	Peak	170	8
4	10400.00	66.41	68.20	-1.79	57.48	8.93	Peak	140	27
5	15600.00	49.45	54.00	-4.55	43.16	6.29	Average	318	222
6	15600.00	63.29	74.00	-10.71	57.00	6.29	Peak	318	222

Note 1: Emission Level (dBuV/m) = SA Reading (dBuV) + Factor* (dB/m)
*Factor includes antenna factor , cable loss and amplifier gain
Note 2: Margin (dB) = Emission level (dBuV/m) – Limit (dBuV/m).

Modulation	11a	**Test Freq. (MHz)**	5200
Polarization	Vertical		

Test By :Brad Wu Temperature(℃):22 Humidity(%):66

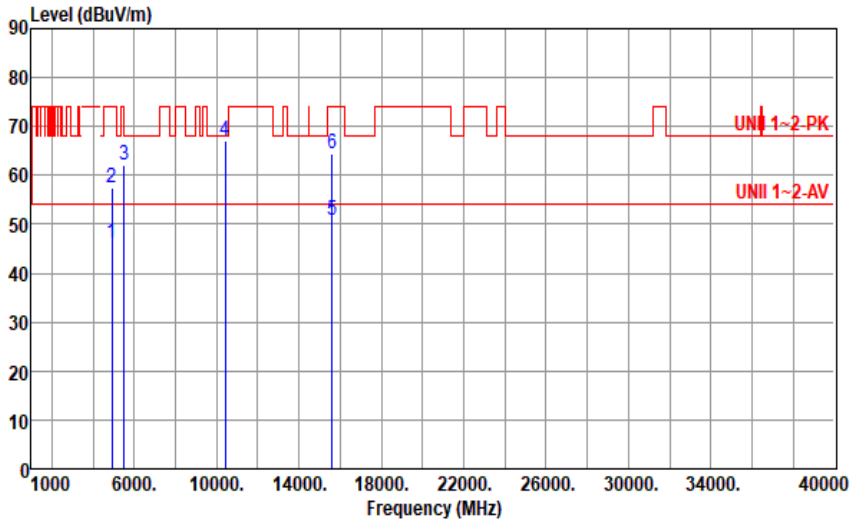

	Freq. MHz	Emission level dBuV/m	Limit dBuV/m	Margin dB	SA reading dBuV	Factor dB/m	Remark	ANT High cm	Turn Table deg
1	4910.00	46.25	54.00	-7.75	46.17	0.08	Average	311	142
2	4910.00	57.41	74.00	-16.59	57.33	0.08	Peak	311	142
3	5490.00	62.21	68.20	-5.99	61.44	0.77	Peak	137	321
4	10400.00	66.98	68.20	-1.22	58.05	8.93	Peak	221	264
5	15600.00	50.83	54.00	-3.17	44.54	6.29	Average	312	247
6	15600.00	64.30	74.00	-9.70	58.01	6.29	Peak	312	247

Note 1: Emission Level (dBuV/m) = SA Reading (dBuV) + Factor* (dB/m)
*Factor includes antenna factor , cable loss and amplifier gain
Note 2: Margin (dB) = Emission level (dBuV/m) – Limit (dBuV/m).

Modulation	11a	**Test Freq. (MHz)**	5240
Polarization	Horizontal		

Test By :Brad Wu Temperature(℃):22 Humidity(%):66

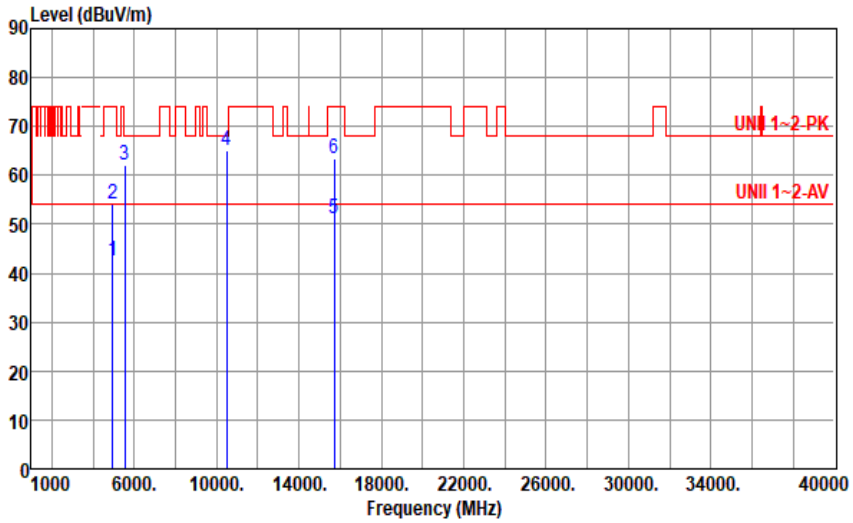

	Freq. MHz	Emission level dBuV/m	Limit dBuV/m	Margin dB	SA reading dBuV	Factor dB/m	Remark	ANT High cm	Turn Table deg
1	4950.00	42.43	54.00	-11.57	42.19	0.24	Average	194	1
2	4950.00	54.27	74.00	-19.73	54.03	0.24	Peak	194	1
3	5530.00	62.12	68.20	-6.08	61.28	0.84	Peak	170	3
4	10480.00	65.22	68.20	-2.98	56.02	9.20	Peak	192	1
5	15720.00	51.22	54.00	-2.78	44.99	6.23	Average	312	24
6	15720.00	63.45	74.00	-10.55	57.22	6.23	Peak	312	24

Note 1: Emission Level (dBuV/m) = SA Reading (dBuV) + Factor* (dB/m)
*Factor includes antenna factor , cable loss and amplifier gain
Note 2: Margin (dB) = Emission level (dBuV/m) – Limit (dBuV/m).

Modulation	11a	**Test Freq. (MHz)**	5240
Polarization	Vertical		

Test By :Brad Wu Temperature(℃):22 Humidity(%):66

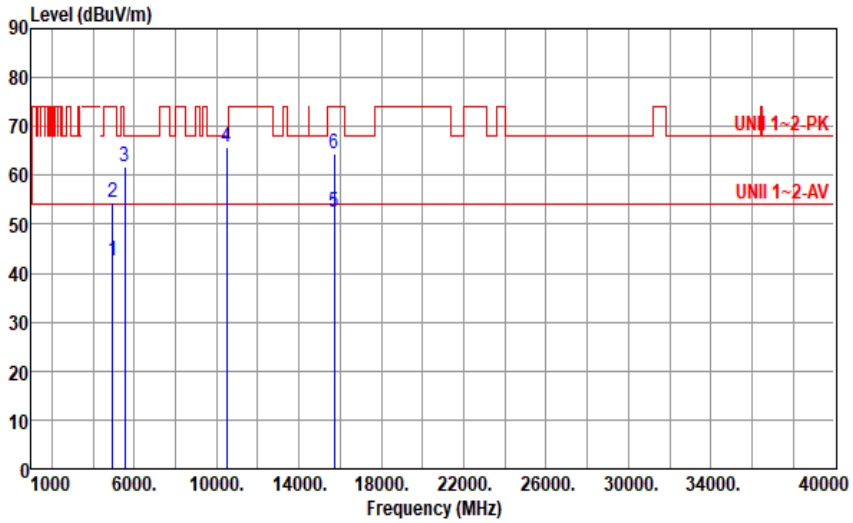

	Freq. MHz	Emission level dBuV/m	Limit dBuV/m	Margin dB	SA reading dBuV	Factor dB/m	Remark	ANT High cm	Turn Table deg
1	4950.00	42.68	54.00	-11.32	42.44	0.24	Average	152	324
2	4950.00	54.33	74.00	-19.67	54.09	0.24	Peak	152	324
3	5530.00	61.70	68.20	-6.50	60.86	0.84	Peak	141	324
4	10480.00	65.71	68.20	-2.49	56.51	9.20	Peak	212	262
5	15720.00	52.60	54.00	-1.40	46.37	6.23	Average	303	239
6	15720.00	64.30	74.00	-9.70	58.07	6.23	Peak	303	239

Note 1: Emission Level (dBuV/m) = SA Reading (dBuV) + Factor* (dB/m)
*Factor includes antenna factor , cable loss and amplifier gain
Note 2: Margin (dB) = Emission level (dBuV/m) – Limit (dBuV/m).

Modulation	11a	**Test Freq. (MHz)**	5260
Polarization	Horizontal		

Test By :Brad Wu Temperature(℃):22 Humidity(%):66

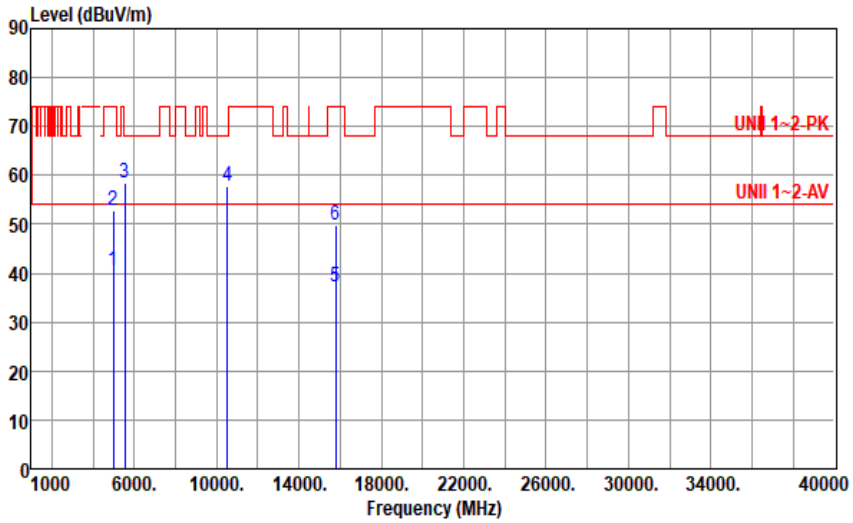

	Freq. MHz	Emission level dBuV/m	Limit dBuV/m	Margin dB	SA reading dBuV	Factor dB/m	Remark	ANT High cm	Turn Table deg
1	4970.00	40.46	54.00	-13.54	40.09	0.37	Average	203	172
2	4970.00	52.94	74.00	-21.06	52.57	0.37	Peak	203	172
3	5550.00	58.55	68.20	-9.65	57.69	0.86	Peak	257	6
4	10520.00	57.66	68.20	-10.54	48.46	9.20	Peak	100	18
5	15780.00	37.05	54.00	-16.95	31.01	6.04	Average	100	36
6	15780.00	49.66	74.00	-24.34	43.62	6.04	Peak	100	36

Note 1: Emission Level (dBuV/m) = SA Reading (dBuV) + Factor* (dB/m)
*Factor includes antenna factor , cable loss and amplifier gain
Note 2: Margin (dB) = Emission level (dBuV/m) – Limit (dBuV/m).

Modulation	11a	**Test Freq. (MHz)**	5260
Polarization	Vertical		

Test By :Brad Wu Temperature(℃):22 Humidity(%):66

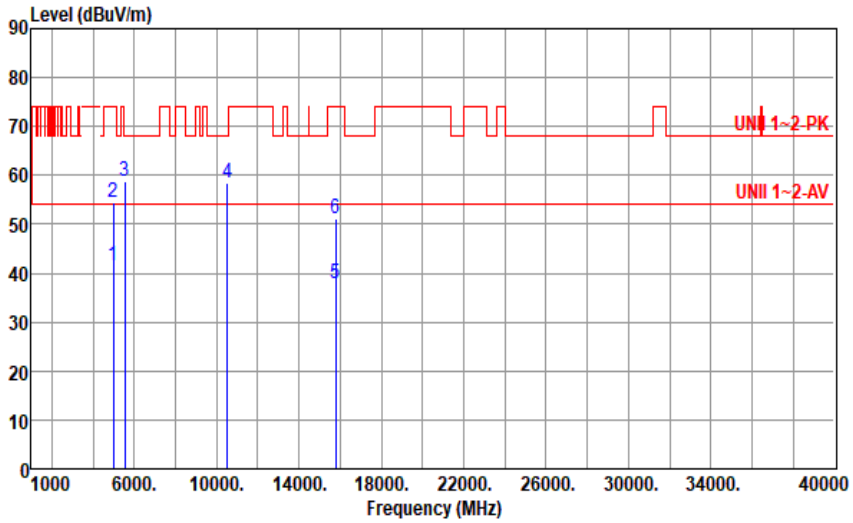

	Freq. MHz	Emission level dBuV/m	Limit dBuV/m	Margin dB	SA reading dBuV	Factor dB/m	Remark	ANT High cm	Turn Table deg
1	4970.00	41.37	54.00	-12.63	41.00	0.37	Average	250	23
2	4970.00	54.43	74.00	-19.57	54.06	0.37	Peak	250	23
3	5550.00	58.73	68.20	-9.47	57.87	0.86	Peak	115	324
4	10520.00	58.52	68.20	-9.68	49.32	9.20	Peak	100	274
5	15780.00	37.82	54.00	-16.18	31.78	6.04	Average	100	231
6	15780.00	51.06	74.00	-22.94	45.02	6.04	Peak	100	231

Note 1: Emission Level (dBuV/m) = SA Reading (dBuV) + Factor* (dB/m)
*Factor includes antenna factor , cable loss and amplifier gain
Note 2: Margin (dB) = Emission level (dBuV/m) – Limit (dBuV/m).

Modulation	11a	**Test Freq. (MHz)**	5300
Polarization	Horizontal		

Test By :Brad Wu Temperature(℃):22 Humidity(%):66

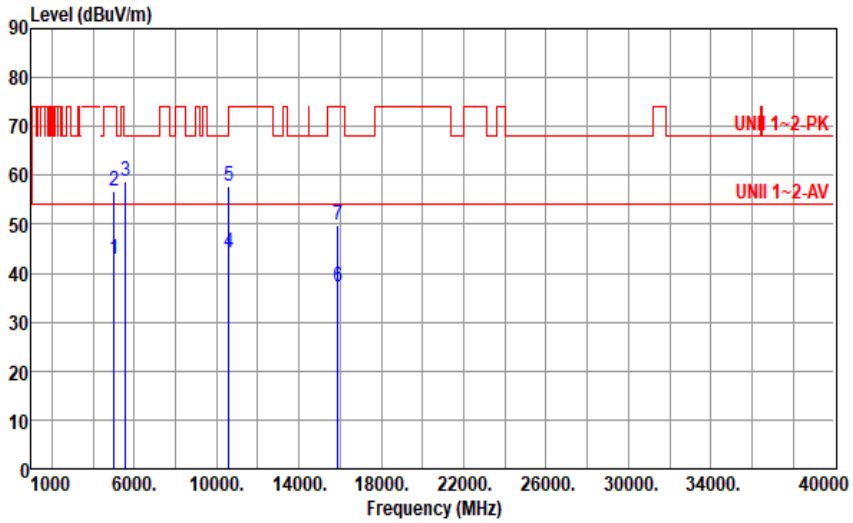

	Freq. MHz	Emission level dBuV/m	Limit dBuV/m	Margin dB	SA reading dBuV	Factor dB/m	Remark	ANT High cm	Turn Table deg
1	5010.00	42.81	54.00	-11.19	42.22	0.59	Average	170	359
2	5010.00	56.91	74.00	-17.09	56.32	0.59	Peak	170	359
3	5590.00	58.93	68.20	-9.27	58.11	0.82	Peak	305	359
4	10600.00	44.18	54.00	-9.82	34.93	9.25	Average	211	1
5	10600.00	57.93	74.00	-16.07	48.68	9.25	Peak	211	1
6	15900.00	37.20	54.00	-16.80	30.84	6.36	Average	311	340
7	15900.00	49.78	74.00	-24.22	43.42	6.36	Peak	311	340

Note 1: Emission Level (dBuV/m) = SA Reading (dBuV) + Factor* (dB/m)
*Factor includes antenna factor , cable loss and amplifier gain
Note 2: Margin (dB) = Emission level (dBuV/m) – Limit (dBuV/m).

Modulation	11a	**Test Freq. (MHz)**	5300
Polarization	Vertical		

Test By :Brad Wu Temperature(℃):22 Humidity(%):66

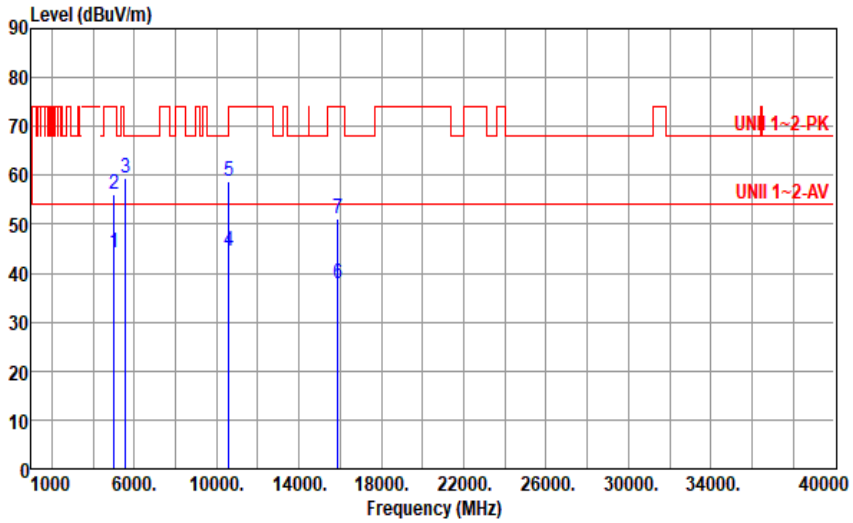

	Freq. MHz	Emission level dBuV/m	Limit dBuV/m	Margin dB	SA reading dBuV	Factor dB/m	Remark	ANT High cm	Turn Table deg
1	5010.00	44.12	54.00	-9.88	43.53	0.59	Average	252	9
2	5010.00	55.97	74.00	-18.03	55.38	0.59	Peak	252	9
3	5590.00	59.54	68.20	-8.66	58.72	0.82	Peak	239	311
4	10600.00	44.37	54.00	-9.63	35.12	9.25	Average	234	268
5	10600.00	58.68	74.00	-15.32	49.43	9.25	Peak	234	268
6	15900.00	37.99	54.00	-16.01	31.63	6.36	Average	319	259
7	15900.00	51.18	74.00	-22.82	44.82	6.36	Peak	319	259

Note 1: Emission Level (dBuV/m) = SA Reading (dBuV) + Factor* (dB/m)
*Factor includes antenna factor , cable loss and amplifier gain
Note 2: Margin (dB) = Emission level (dBuV/m) – Limit (dBuV/m).

Modulation	11a	**Test Freq. (MHz)**	5320
Polarization	Horizontal		

Test By :Brad Wu Temperature(℃):22 Humidity(%):66

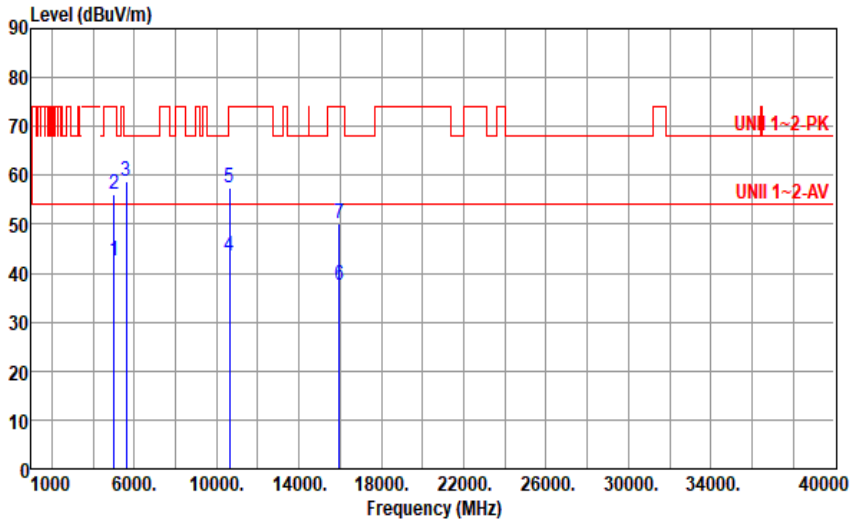

	Freq. MHz	Emission level dBuV/m	Limit dBuV/m	Margin dB	SA reading dBuV	Factor dB/m	Remark	ANT High cm	Turn Table deg
1	5030.00	42.45	54.00	-11.55	41.82	0.63	Average	151	4
2	5030.00	56.29	74.00	-17.71	55.66	0.63	Peak	151	4
3	5610.00	58.71	68.20	-9.49	57.87	0.84	Peak	236	22
4	10640.00	43.45	54.00	-10.55	34.12	9.33	Average	212	353
5	10640.00	57.49	74.00	-16.51	48.16	9.33	Peak	212	353
6	15960.00	37.65	54.00	-16.35	31.44	6.21	Average	304	311
7	15960.00	50.21	74.00	-23.79	44.00	6.21	Peak	304	311

Note 1: Emission Level (dBuV/m) = SA Reading (dBuV) + Factor* (dB/m)
*Factor includes antenna factor , cable loss and amplifier gain
Note 2: Margin (dB) = Emission level (dBuV/m) – Limit (dBuV/m).

Modulation	11a	**Test Freq. (MHz)**	5320
Polarization	Vertical		

Test By :Brad Wu Temperature(℃):22 Humidity(%):66

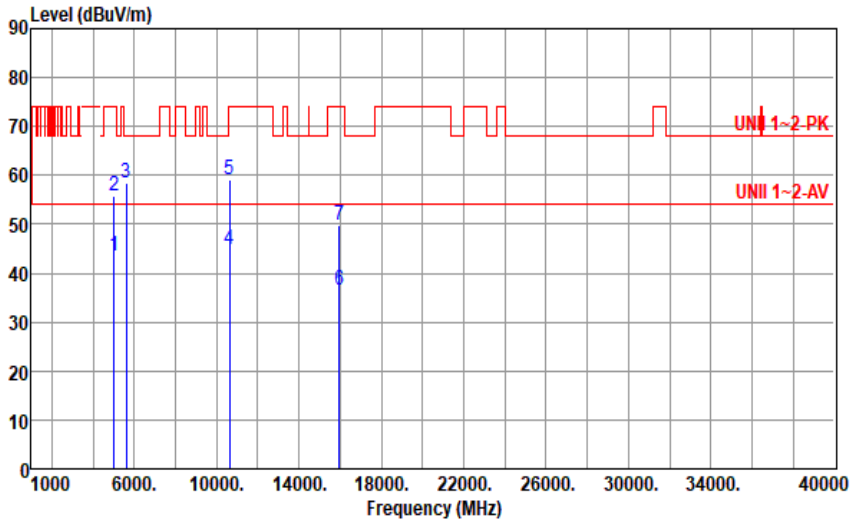

	Freq. MHz	Emission level dBuV/m	Limit dBuV/m	Margin dB	SA reading dBuV	Factor dB/m	Remark	ANT High cm	Turn Table deg
1	5030.00	43.48	54.00	-10.52	42.85	0.63	Average	167	13
2	5030.00	55.75	74.00	-18.25	55.12	0.63	Peak	167	13
3	5610.00	58.42	68.20	-9.78	57.58	0.84	Peak	171	322
4	10640.00	44.90	54.00	-9.10	35.57	9.33	Average	242	258
5	10640.00	59.20	74.00	-14.80	49.87	9.33	Peak	242	258
6	15960.00	36.46	54.00	-17.54	30.25	6.21	Average	310	262
7	15960.00	49.87	74.00	-24.13	43.66	6.21	Peak	310	262

Note 1: Emission Level (dBuV/m) = SA Reading (dBuV) + Factor* (dB/m)
*Factor includes antenna factor , cable loss and amplifier gain
Note 2: Margin (dB) = Emission level (dBuV/m) – Limit (dBuV/m).

Modulation	11a	**Test Freq. (MHz)**	5500
Polarization	Horizontal		

Test By :Brad Wu Temperature(℃):22 Humidity(%):66

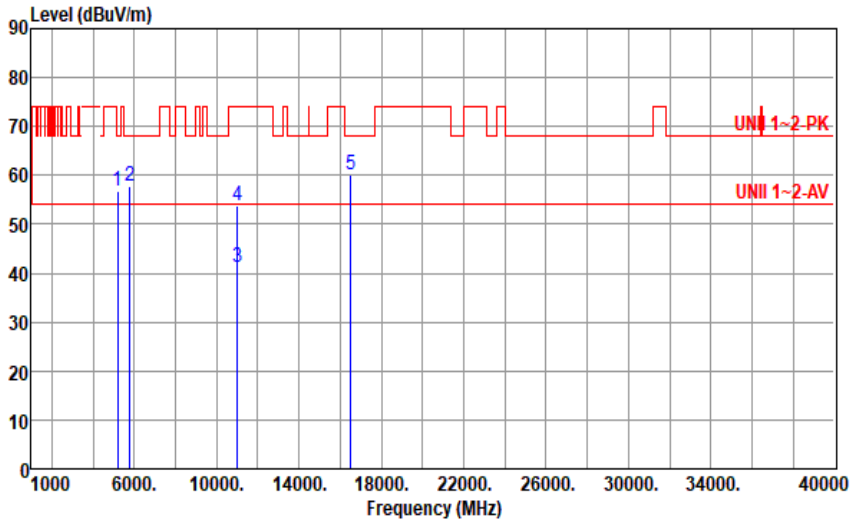

	Freq. MHz	Emission level dBuV/m	Limit dBuV/m	Margin dB	SA reading dBuV	Factor dB/m	Remark	ANT High cm	Turn Table deg
1	5210.00	56.95	68.20	-11.25	56.41	0.54	Peak	143	356
2	5790.00	57.84	68.20	-10.36	56.56	1.28	Peak	255	1
3	11000.00	41.24	54.00	-12.76	31.57	9.67	Average	100	230
4	11000.00	53.95	74.00	-20.05	44.28	9.67	Peak	100	230
5	16500.00	60.14	68.20	-8.06	52.88	7.26	Peak	100	225

Note 1: Emission Level (dBuV/m) = SA Reading (dBuV) + Factor* (dB/m)
*Factor includes antenna factor , cable loss and amplifier gain
Note 2: Margin (dB) = Emission level (dBuV/m) – Limit (dBuV/m).

Modulation	11a	**Test Freq. (MHz)**	5500
Polarization	Vertical		

Test By :Brad Wu Temperature(℃):22 Humidity(%):66

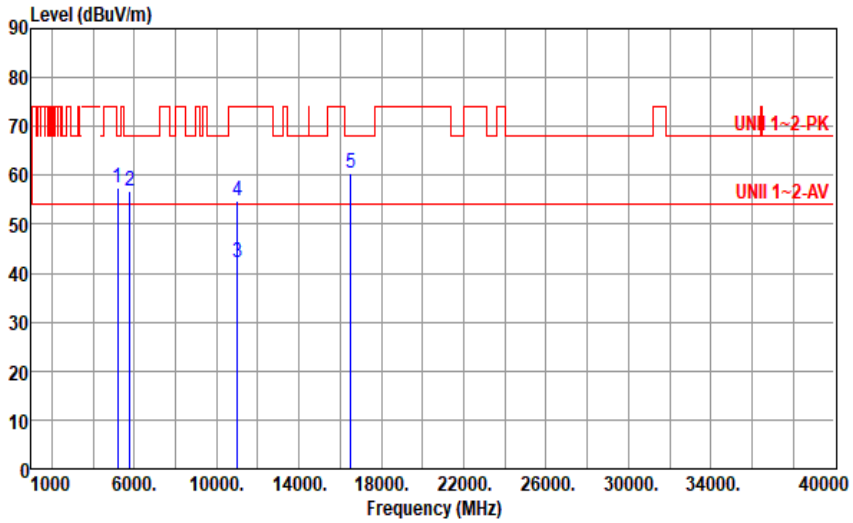

	Freq. MHz	Emission level dBuV/m	Limit dBuV/m	Margin dB	SA reading dBuV	Factor dB/m	Remark	ANT High cm	Turn Table deg
1	5210.00	57.44	68.20	-10.76	56.90	0.54	Peak	137	20
2	5790.00	56.91	68.20	-11.29	55.63	1.28	Peak	137	20
3	11000.00	42.33	54.00	-11.67	32.66	9.67	Average	100	181
4	11000.00	54.89	74.00	-19.11	45.22	9.67	Peak	100	181
5	16500.00	60.44	68.20	-7.76	53.18	7.26	Peak	100	185

Note 1: Emission Level (dBuV/m) = SA Reading (dBuV) + Factor* (dB/m)
*Factor includes antenna factor , cable loss and amplifier gain
Note 2: Margin (dB) = Emission level (dBuV/m) – Limit (dBuV/m).

Modulation	11a	**Test Freq. (MHz)**	5580
Polarization	Horizontal		

Test By :Brad Wu Temperature(℃):22 Humidity(%):66

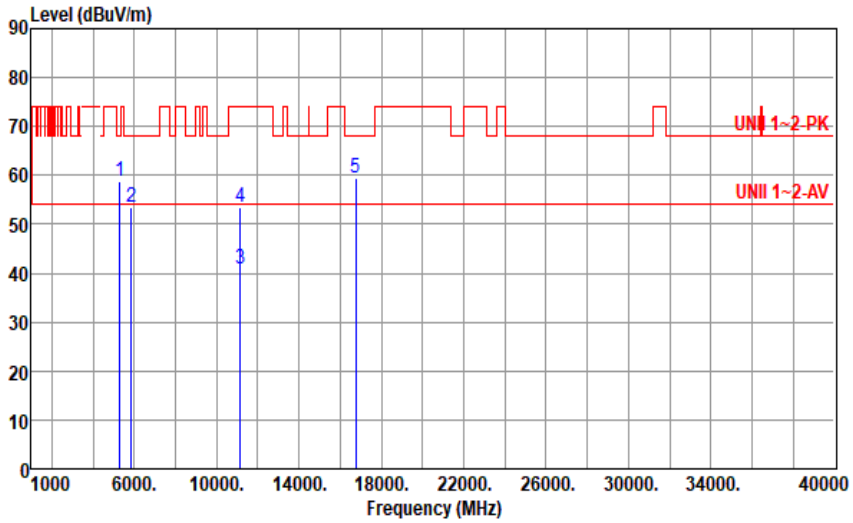

	Freq. MHz	Emission level dBuV/m	Limit dBuV/m	Margin dB	SA reading dBuV	Factor dB/m	Remark	ANT High cm	Turn Table deg
1	5290.00	58.69	68.20	-9.51	58.45	0.24	Peak	227	17
2	5870.00	53.54	68.20	-14.66	52.02	1.52	Peak	207	188
3	11160.00	40.80	54.00	-13.20	31.71	9.09	Average	115	228
4	11160.00	53.47	74.00	-20.53	44.38	9.09	Peak	115	228
5	16740.00	59.55	68.20	-8.65	52.10	7.45	Peak	296	327

Note 1: Emission Level (dBuV/m) = SA Reading (dBuV) + Factor* (dB/m)
*Factor includes antenna factor , cable loss and amplifier gain
Note 2: Margin (dB) = Emission level (dBuV/m) – Limit (dBuV/m).

Modulation	11a	**Test Freq. (MHz)**	5580
Polarization	Vertical		

Test By :Brad Wu Temperature(℃):22 Humidity(%):66

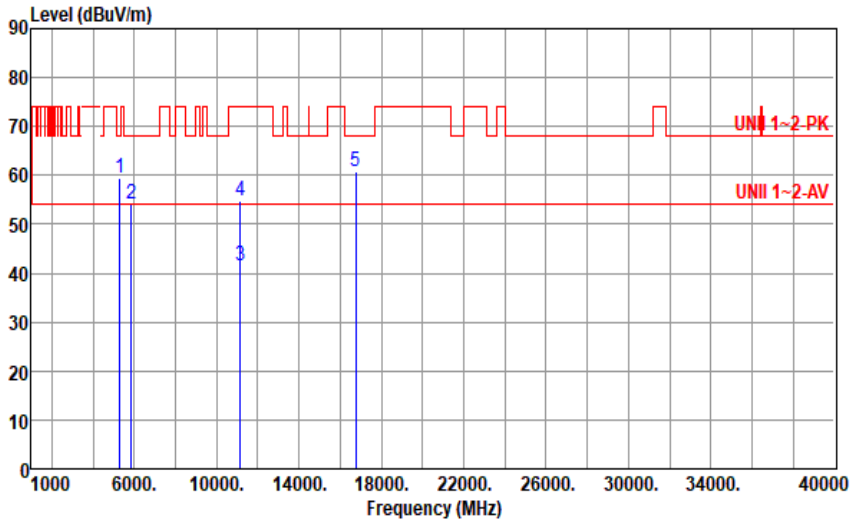

	Freq. MHz	Emission level dBuV/m	Limit dBuV/m	Margin dB	SA reading dBuV	Factor dB/m	Remark	ANT High cm	Turn Table deg
1	5290.00	59.59	68.20	-8.61	59.35	0.24	Peak	135	20
2	5870.00	54.16	68.20	-14.04	52.64	1.52	Peak	146	318
3	11160.00	41.53	54.00	-12.47	32.44	9.09	Average	129	166
4	11160.00	54.71	74.00	-19.29	45.62	9.09	Peak	129	166
5	16740.00	60.82	68.20	-7.38	53.37	7.45	Peak	238	286

Note 1: Emission Level (dBuV/m) = SA Reading (dBuV) + Factor* (dB/m)
*Factor includes antenna factor , cable loss and amplifier gain
Note 2: Margin (dB) = Emission level (dBuV/m) – Limit (dBuV/m).

Modulation	11a	**Test Freq. (MHz)**	5700
Polarization	Horizontal		

Test By :Brad Wu Temperature(℃):22 Humidity(%):66

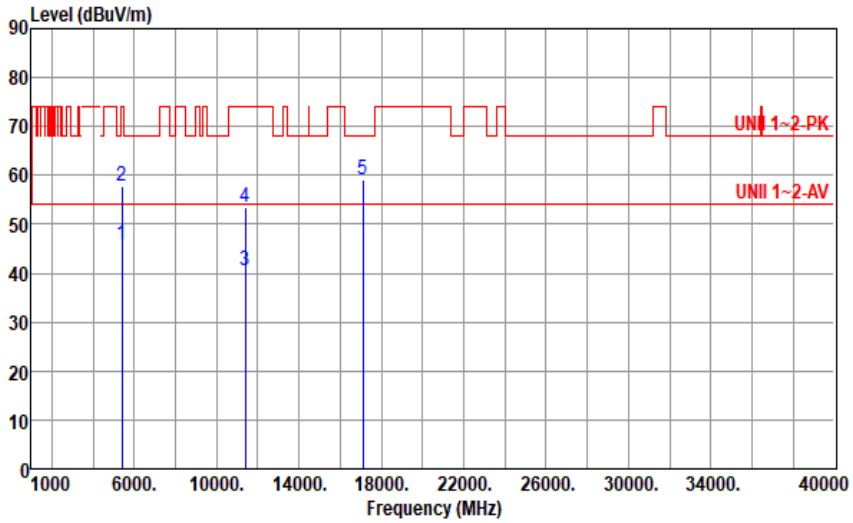

	Freq. MHz	Emission level dBuV/m	Limit dBuV/m	Margin dB	SA reading dBuV	Factor dB/m	Remark	ANT High cm	Turn Table deg
1	5410.00	45.85	54.00	-8.15	45.37	0.48	Average	309	4
2	5410.00	57.92	74.00	-16.08	57.44	0.48	Peak	309	4
3	11400.00	40.40	54.00	-13.60	31.33	9.07	Average	100	222
4	11400.00	53.35	74.00	-20.65	44.28	9.07	Peak	100	222
5	17100.00	59.17	68.20	-9.03	52.24	6.93	Peak	100	229

Note 1: Emission Level (dBuV/m) = SA Reading (dBuV) + Factor* (dB/m)
*Factor includes antenna factor , cable loss and amplifier gain
Note 2: Margin (dB) = Emission level (dBuV/m) – Limit (dBuV/m).

Modulation	11a	**Test Freq. (MHz)**	5700
Polarization	Vertical		

Test By :Brad Wu Temperature(℃):22 Humidity(%):66

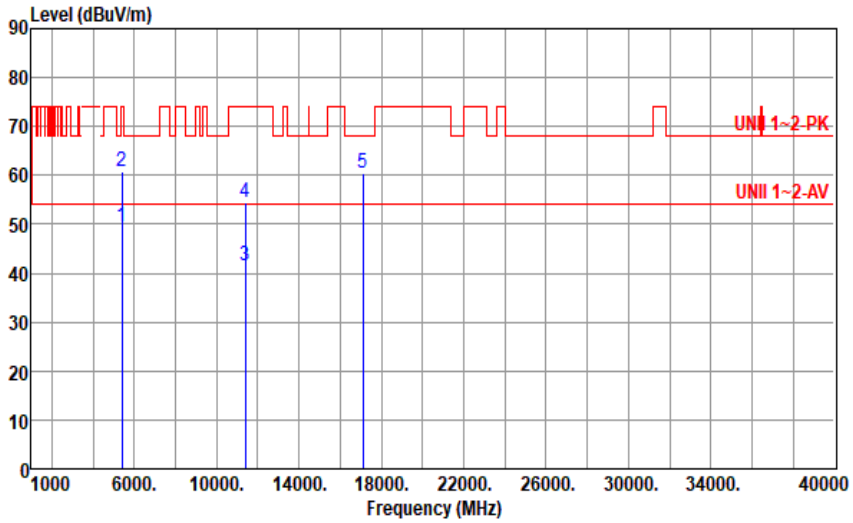

	Freq. MHz	Emission level dBuV/m	Limit dBuV/m	Margin dB	SA reading dBuV	Factor dB/m	Remark	ANT High cm	Turn Table deg
1	5410.00	49.50	54.00	-4.50	49.02	0.48	Average	161	183
2	5410.00	60.78	74.00	-13.22	60.30	0.48	Peak	161	183
3	11400.00	41.40	54.00	-12.60	32.33	9.07	Average	100	186
4	11400.00	54.35	74.00	-19.65	45.28	9.07	Peak	100	186
5	17100.00	60.32	68.20	-7.88	53.39	6.93	Peak	100	193

Note 1: Emission Level (dBuV/m) = SA Reading (dBuV) + Factor* (dB/m)
*Factor includes antenna factor , cable loss and amplifier gain
Note 2: Margin (dB) = Emission level (dBuV/m) – Limit (dBuV/m).

Modulation	11a	**Test Freq. (MHz)**	5720
Polarization	Horizontal		

Test By :Brad Wu Temperature(℃):22 Humidity(%):66

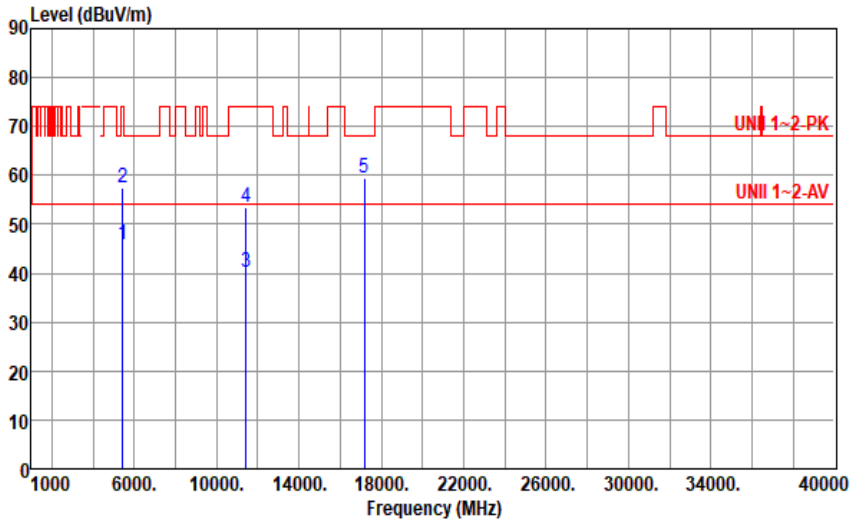

	Freq. MHz	Emission level dBuV/m	Limit dBuV/m	Margin dB	SA reading dBuV	Factor dB/m	Remark	ANT High cm	Turn Table deg
1	5430.00	45.73	54.00	-8.27	45.16	0.57	Average	181	166
2	5430.00	57.59	74.00	-16.41	57.02	0.57	Peak	181	166
3	11440.00	40.22	54.00	-13.78	31.09	9.13	Average	100	258
4	11440.00	53.33	74.00	-20.67	44.20	9.13	Peak	100	258
5	17160.00	59.48	68.20	-8.72	52.69	6.79	Peak	100	262

Note 1: Emission Level (dBuV/m) = SA Reading (dBuV) + Factor* (dB/m)
*Factor includes antenna factor , cable loss and amplifier gain
Note 2: Margin (dB) = Emission level (dBuV/m) – Limit (dBuV/m).

Modulation	11a	**Test Freq. (MHz)**	5720
Polarization	Vertical		

Test By :Brad Wu Temperature(℃):22 Humidity(%):66

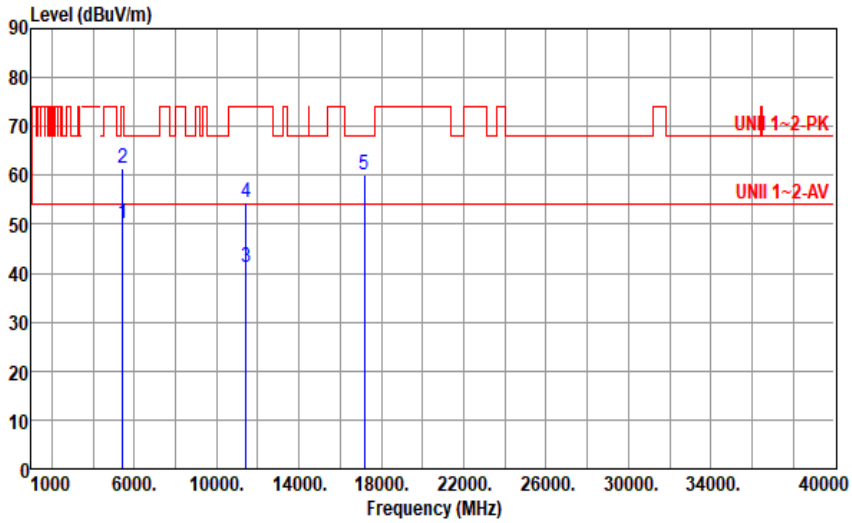

	Freq. MHz	Emission level dBuV/m	Limit dBuV/m	Margin dB	SA reading dBuV	Factor dB/m	Remark	ANT High cm	Turn Table deg
1	5430.00	50.05	54.00	-3.95	49.48	0.57	Average	153	184
2	5430.00	61.45	74.00	-12.55	60.88	0.57	Peak	153	184
3	11440.00	41.31	54.00	-12.69	32.18	9.13	Average	100	178
4	11440.00	54.43	74.00	-19.57	45.30	9.13	Peak	100	178
5	17160.00	60.09	68.20	-8.11	53.30	6.79	Peak	100	186

Note 1: Emission Level (dBuV/m) = SA Reading (dBuV) + Factor* (dB/m)
*Factor includes antenna factor , cable loss and amplifier gain
Note 2: Margin (dB) = Emission level (dBuV/m) – Limit (dBuV/m).

Modulation	11a	**Test Freq. (MHz)**	5745
Polarization	Horizontal		

Test By :Brad Wu Temperature(℃):22 Humidity(%):66

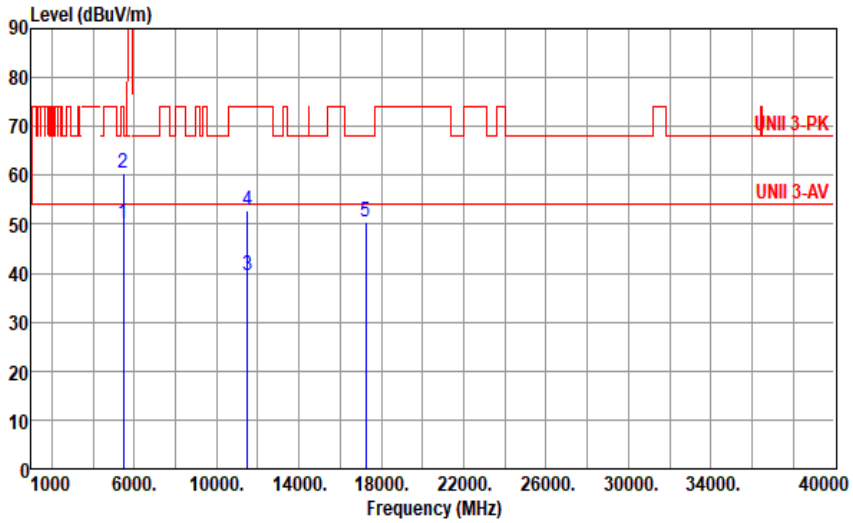

	Freq. MHz	Emission level dBuV/m	Limit dBuV/m	Margin dB	SA reading dBuV	Factor dB/m	Remark	ANT High cm	Turn Table deg
1	5455.00	50.08	54.00	-3.92	49.40	0.68	Average	208	170
2	5455.00	60.60	74.00	-13.40	59.92	0.68	Peak	208	170
3	11490.00	39.61	54.00	-14.39	30.40	9.21	Average	211	336
4	11490.00	52.81	74.00	-21.19	43.60	9.21	Peak	211	336
5	17235.00	50.33	68.20	-17.87	43.28	7.05	Peak	146	130

Note 1: Emission Level (dBuV/m) = SA Reading (dBuV) + Factor* (dB/m)
*Factor includes antenna factor , cable loss and amplifier gain
Note 2: Margin (dB) = Emission level (dBuV/m) – Limit (dBuV/m).

Modulation	11a	**Test Freq. (MHz)**	5745
Polarization	Vertical		

Test By :Brad Wu Temperature(℃):22 Humidity(%):66

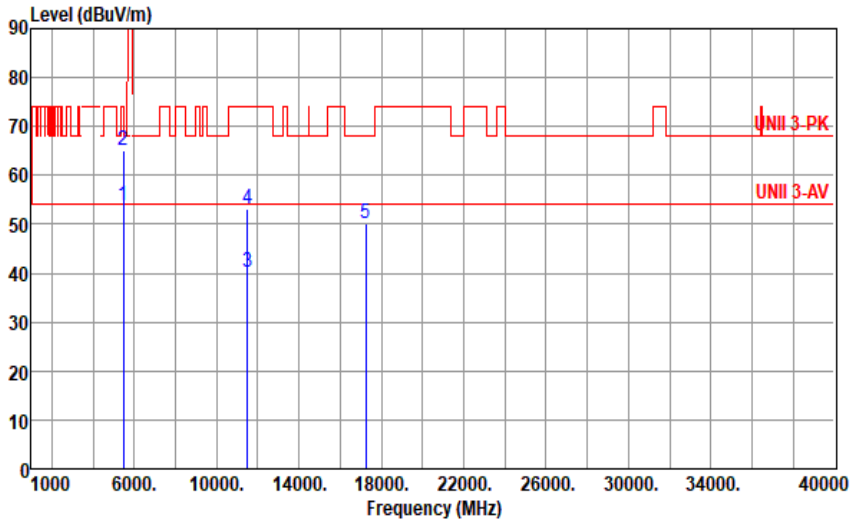

	Freq. MHz	Emission level dBuV/m	Limit dBuV/m	Margin dB	SA reading dBuV	Factor dB/m	Remark	ANT High cm	Turn Table deg
1	5455.00	53.86	54.00	-0.14	53.18	0.68	Average	162	185
2	5455.00	64.98	74.00	-9.02	64.30	0.68	Peak	162	185
3	11490.00	40.31	54.00	-13.69	31.10	9.21	Average	109	217
4	11490.00	53.16	74.00	-20.84	43.95	9.21	Peak	109	217
5	17235.00	50.03	68.20	-18.17	42.98	7.05	Peak	200	263

Note 1: Emission Level (dBuV/m) = SA Reading (dBuV) + Factor* (dB/m)
*Factor includes antenna factor , cable loss and amplifier gain
Note 2: Margin (dB) = Emission level (dBuV/m) – Limit (dBuV/m).

Modulation	11a	**Test Freq. (MHz)**	5785
Polarization	Horizontal		

Test By :Brad Wu Temperature(℃):22 Humidity(%):66

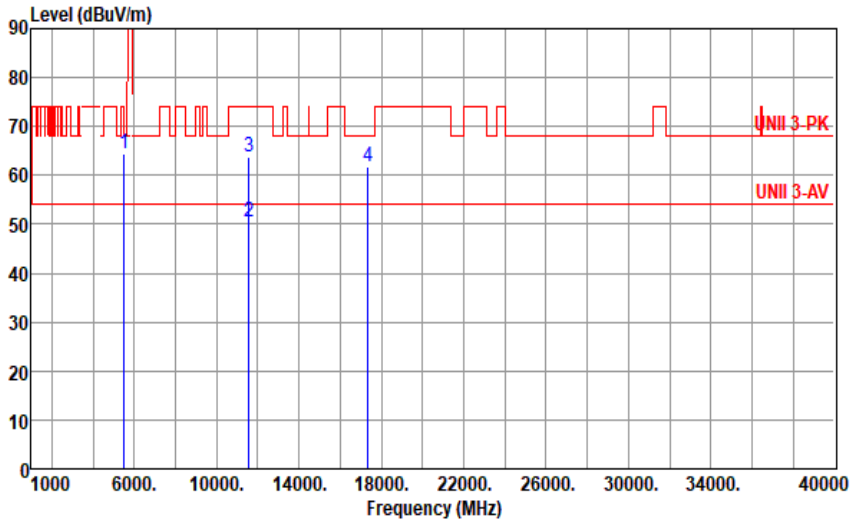

	Freq. MHz	Emission level dBuV/m	Limit dBuV/m	Margin dB	SA reading dBuV	Factor dB/m	Remark	ANT High cm	Turn Table deg
1	5495.00	64.35	68.20	-3.85	63.56	0.79	Peak	104	7
2	11570.00	50.39	54.00	-3.61	41.34	9.05	Average	301	132
3	11570.00	63.72	74.00	-10.28	54.67	9.05	Peak	301	132
4	17355.00	61.62	68.20	-6.58	54.19	7.43	Peak	296	303

Note 1: Emission Level (dBuV/m) = SA Reading (dBuV) + Factor* (dB/m)
*Factor includes antenna factor , cable loss and amplifier gain
Note 2: Margin (dB) = Emission level (dBuV/m) – Limit (dBuV/m).

Modulation	11a	**Test Freq. (MHz)**	5785
Polarization	Vertical		

Test By :Brad Wu Temperature(℃):22 Humidity(%):66

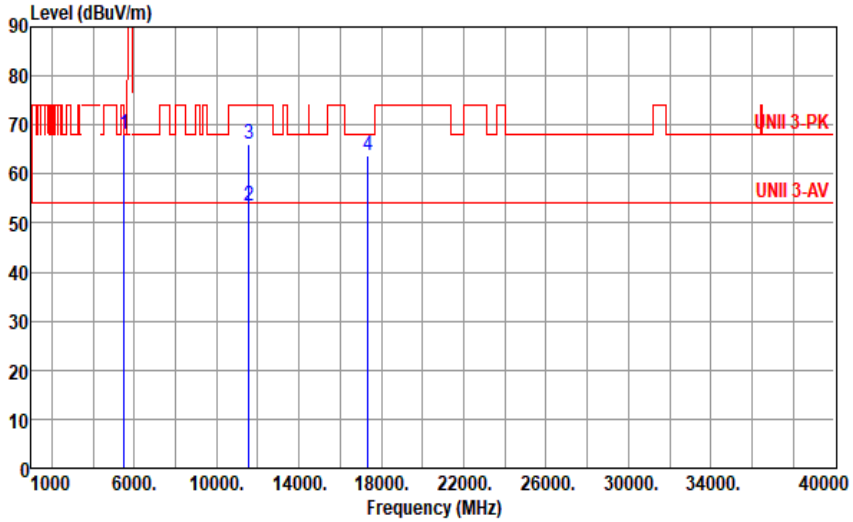

	Freq. MHz	Emission level dBuV/m	Limit dBuV/m	Margin dB	SA reading dBuV	Factor dB/m	Remark	ANT High cm	Turn Table deg
1	5495.00	67.97	68.20	-0.23	67.18	0.79	Peak	137	318
2	11570.00	53.47	54.00	-0.53	44.42	9.05	Average	165	233
3	11570.00	66.23	74.00	-7.77	57.18	9.05	Peak	165	233
4	17355.00	63.83	68.20	-4.37	56.40	7.43	Peak	339	280

Note 1: Emission Level (dBuV/m) = SA Reading (dBuV) + Factor* (dB/m)
*Factor includes antenna factor , cable loss and amplifier gain
Note 2: Margin (dB) = Emission level (dBuV/m) – Limit (dBuV/m).

Modulation	11a	**Test Freq. (MHz)**	5825
Polarization	Horizontal		

Test By :Brad Wu Temperature(℃):22 Humidity(%):66

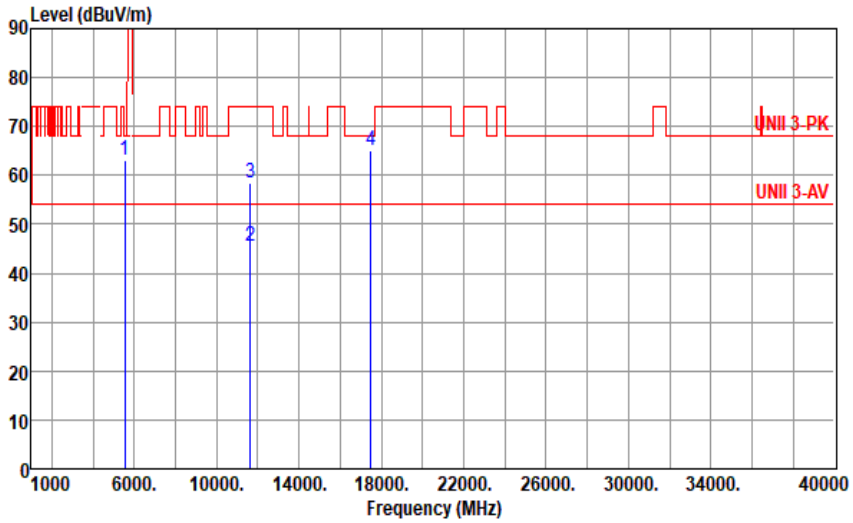

	Freq. MHz	Emission level dBuV/m	Limit dBuV/m	Margin dB	SA reading dBuV	Factor dB/m	Remark	ANT High cm	Turn Table deg
1	5535.00	62.98	68.20	-5.22	62.13	0.85	Peak	107	8
2	11650.00	45.34	54.00	-8.66	36.70	8.64	Average	295	135
3	11650.00	58.56	74.00	-15.44	49.92	8.64	Peak	295	135
4	17475.00	65.07	68.20	-3.13	57.14	7.93	Peak	235	303

Note 1: Emission Level (dBuV/m) = SA Reading (dBuV) + Factor* (dB/m)
*Factor includes antenna factor , cable loss and amplifier gain
Note 2: Margin (dB) = Emission level (dBuV/m) – Limit (dBuV/m).

Modulation	11a	**Test Freq. (MHz)**	5825
Polarization	Vertical		

Test By :Brad Wu Temperature(℃):22 Humidity(%):66

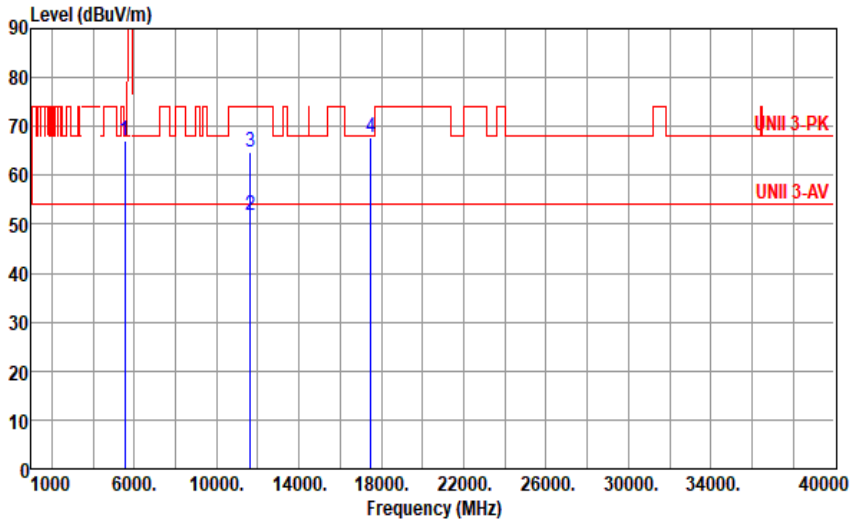

	Freq. MHz	Emission level dBuV/m	Limit dBuV/m	Margin dB	SA reading dBuV	Factor dB/m	Remark	ANT High cm	Turn Table deg
1	5535.00	67.02	68.20	-1.18	66.17	0.85	Peak	130	182
2	11650.00	51.84	54.00	-2.16	43.20	8.64	Average	152	230
3	11650.00	64.91	74.00	-9.09	56.27	8.64	Peak	152	230
4	17475.00	67.84	68.20	-0.36	59.91	7.93	Peak	338	276

Note 1: Emission Level (dBuV/m) = SA Reading (dBuV) + Factor* (dB/m)
*Factor includes antenna factor , cable loss and amplifier gain
Note 2: Margin (dB) = Emission level (dBuV/m) – Limit (dBuV/m).

Modulation	be EHT20	**Test Freq. (MHz)**	5180
Polarization	Horizontal		

Test By :Brad Wu Temperature(℃):23 Humidity(%):64

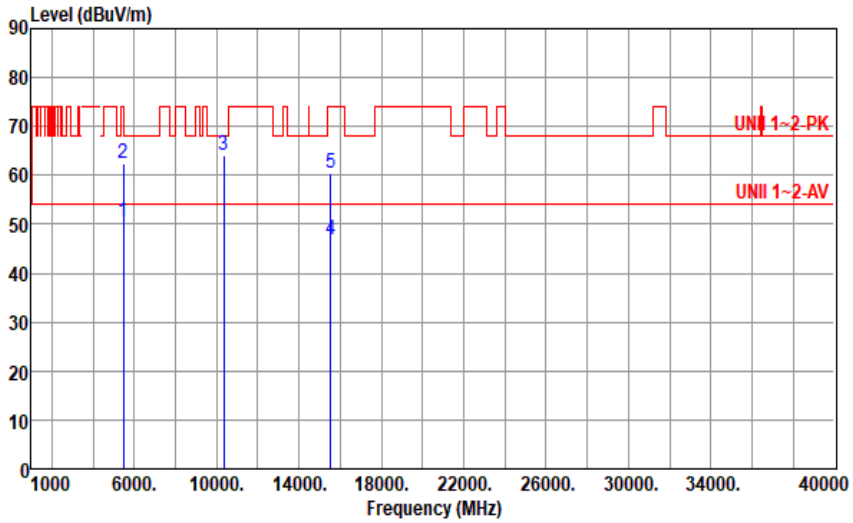

	Freq. MHz	Emission level dBuV/m	Limit dBuV/m	Margin dB	SA reading dBuV	Factor dB/m	Remark	ANT High cm	Turn Table deg
1	5460.00	50.35	54.00	-3.65	49.65	0.70	Average	164	354
2	5460.00	62.57	74.00	-11.43	61.87	0.70	Peak	164	354
3	10360.00	64.02	68.20	-4.18	55.18	8.84	Peak	285	311
4	15540.00	46.85	54.00	-7.15	40.57	6.28	Average	314	209
5	15540.00	60.56	74.00	-13.44	54.28	6.28	Peak	314	209

Note 1: Emission Level (dBuV/m) = SA Reading (dBuV) + Factor* (dB/m)
*Factor includes antenna factor , cable loss and amplifier gain
Note 2: Margin (dB) = Emission level (dBuV/m) – Limit (dBuV/m).

Modulation	be EHT20	**Test Freq. (MHz)**	5180
Polarization	Vertical		

Test By :Brad Wu Temperature(℃):23 Humidity(%):64

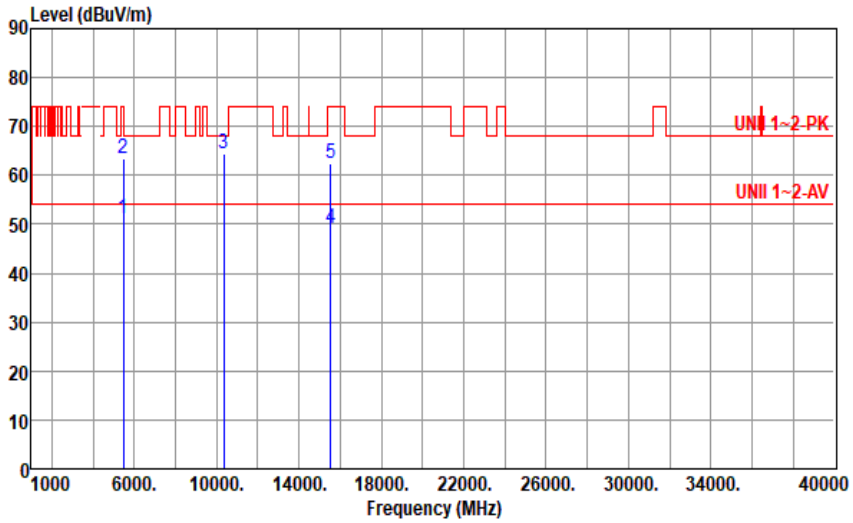

	Freq. MHz	Emission level dBuV/m	Limit dBuV/m	Margin dB	SA reading dBuV	Factor dB/m	Remark	ANT High cm	Turn Table deg
1	5460.00	51.13	54.00	-2.87	50.43	0.70	Average	313	326
2	5460.00	63.50	74.00	-10.50	62.80	0.70	Peak	313	326
3	10360.00	64.28	68.20	-3.92	55.44	8.84	Peak	213	249
4	15540.00	49.14	54.00	-4.86	42.86	6.28	Average	291	252
5	15540.00	62.48	74.00	-11.52	56.20	6.28	Peak	291	252

Note 1: Emission Level (dBuV/m) = SA Reading (dBuV) + Factor* (dB/m)
*Factor includes antenna factor , cable loss and amplifier gain
Note 2: Margin (dB) = Emission level (dBuV/m) – Limit (dBuV/m).

Modulation	be EHT20	**Test Freq. (MHz)**	5200
Polarization	Horizontal		

Test By :Brad Wu Temperature(℃):23 Humidity(%):64

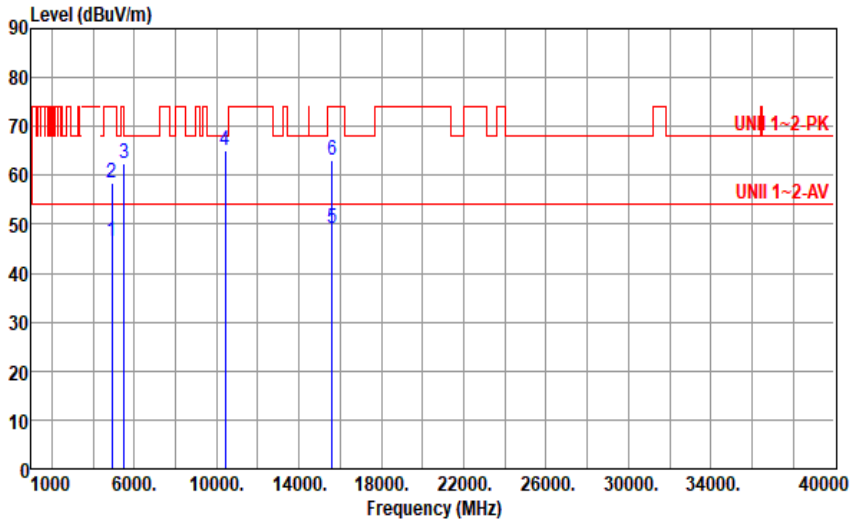

	Freq. MHz	Emission level dBuV/m	Limit dBuV/m	Margin dB	SA reading dBuV	Factor dB/m	Remark	ANT High cm	Turn Table deg
1	4910.00	46.35	54.00	-7.65	46.27	0.08	Average	182	345
2	4910.00	58.59	74.00	-15.41	58.51	0.08	Peak	182	345
3	5490.00	62.35	68.20	-5.85	61.58	0.77	Peak	168	11
4	10400.00	65.24	68.20	-2.96	56.31	8.93	Peak	135	29
5	15600.00	49.31	54.00	-4.69	43.02	6.29	Average	302	225
6	15600.00	63.16	74.00	-10.84	56.87	6.29	Peak	302	225

Note 1: Emission Level (dBuV/m) = SA Reading (dBuV) + Factor* (dB/m)
*Factor includes antenna factor , cable loss and amplifier gain
Note 2: Margin (dB) = Emission level (dBuV/m) – Limit (dBuV/m).

Modulation	be EHT20	**Test Freq. (MHz)**	5200
Polarization	Vertical		

Test By :Brad Wu Temperature(℃):23 Humidity(%):64

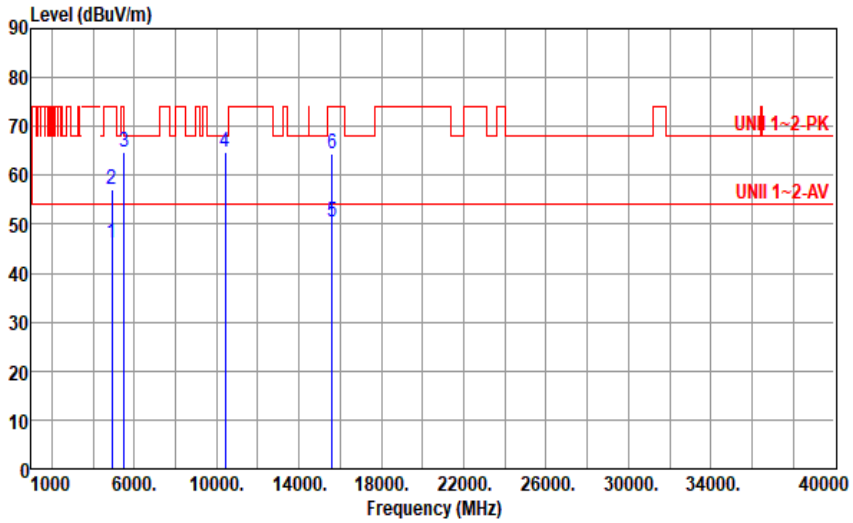

	Freq. MHz	Emission level dBuV/m	Limit dBuV/m	Margin dB	SA reading dBuV	Factor dB/m	Remark	ANT High cm	Turn Table deg
1	4910.00	46.02	54.00	-7.98	45.94	0.08	Average	309	145
2	4910.00	57.22	74.00	-16.78	57.14	0.08	Peak	309	145
3	5490.00	64.70	68.20	-3.50	63.93	0.77	Peak	234	133
4	10400.00	64.79	68.20	-3.41	55.86	8.93	Peak	211	257
5	15600.00	50.50	54.00	-3.50	44.21	6.29	Average	299	252
6	15600.00	64.27	74.00	-9.73	57.98	6.29	Peak	299	252

Note 1: Emission Level (dBuV/m) = SA Reading (dBuV) + Factor* (dB/m)
*Factor includes antenna factor , cable loss and amplifier gain
Note 2: Margin (dB) = Emission level (dBuV/m) – Limit (dBuV/m).

Modulation	be EHT20	**Test Freq. (MHz)**	5240
Polarization	Horizontal		

Test By :Brad Wu Temperature(℃):23 Humidity(%):64

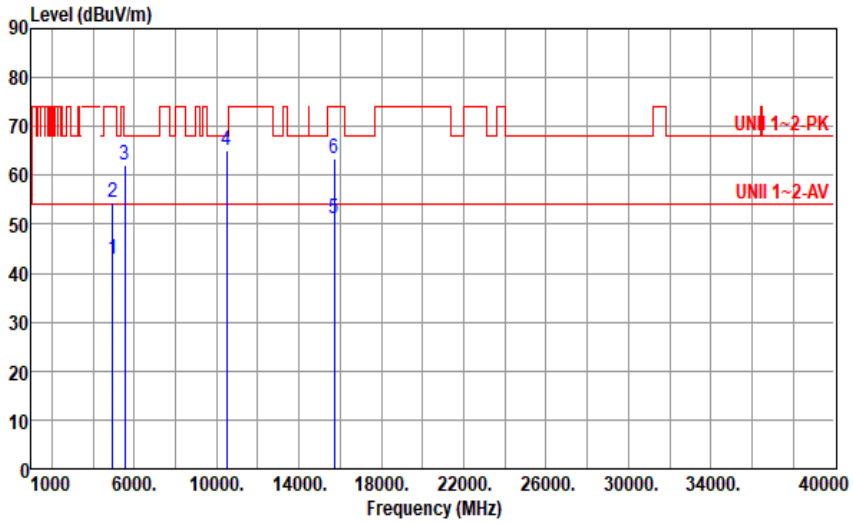

	Freq. MHz	Emission level dBuV/m	Limit dBuV/m	Margin dB	SA reading dBuV	Factor dB/m	Remark	ANT High cm	Turn Table deg
1	4950.00	42.85	54.00	-11.15	42.61	0.24	Average	196	22
2	4950.00	54.48	74.00	-19.52	54.24	0.24	Peak	196	22
3	5530.00	61.95	68.20	-6.25	61.11	0.84	Peak	165	24
4	10480.00	65.04	68.20	-3.16	55.84	9.20	Peak	194	18
5	15720.00	51.06	54.00	-2.94	44.83	6.23	Average	304	26
6	15720.00	63.29	74.00	-10.71	57.06	6.23	Peak	304	26

Note 1: Emission Level (dBuV/m) = SA Reading (dBuV) + Factor* (dB/m)
*Factor includes antenna factor , cable loss and amplifier gain
Note 2: Margin (dB) = Emission level (dBuV/m) – Limit (dBuV/m).

Modulation	be EHT20	**Test Freq. (MHz)**	5240
Polarization	Vertical		

Test By :Brad Wu Temperature(℃):23 Humidity(%):64

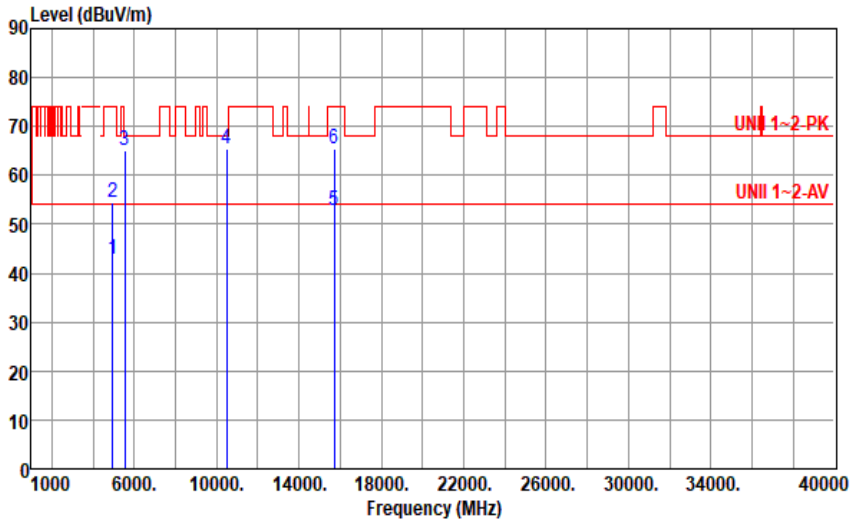

	Freq. MHz	Emission level dBuV/m	Limit dBuV/m	Margin dB	SA reading dBuV	Factor dB/m	Remark	ANT High cm	Turn Table deg
1	4950.00	42.81	54.00	-11.19	42.57	0.24	Average	147	312
2	4950.00	54.59	74.00	-19.41	54.35	0.24	Peak	147	312
3	5530.00	65.21	68.20	-2.99	64.37	0.84	Peak	231	241
4	10480.00	65.56	68.20	-2.64	56.36	9.20	Peak	206	285
5	15720.00	52.86	54.00	-1.14	46.63	6.23	Average	308	255
6	15720.00	65.30	74.00	-8.70	59.07	6.23	Peak	308	255

Note 1: Emission Level (dBuV/m) = SA Reading (dBuV) + Factor* (dB/m)
*Factor includes antenna factor , cable loss and amplifier gain
Note 2: Margin (dB) = Emission level (dBuV/m) – Limit (dBuV/m).

Modulation	be EHT20	**Test Freq. (MHz)**	5260
Polarization	Horizontal		

Test By :Brad Wu Temperature(℃):23 Humidity(%):64

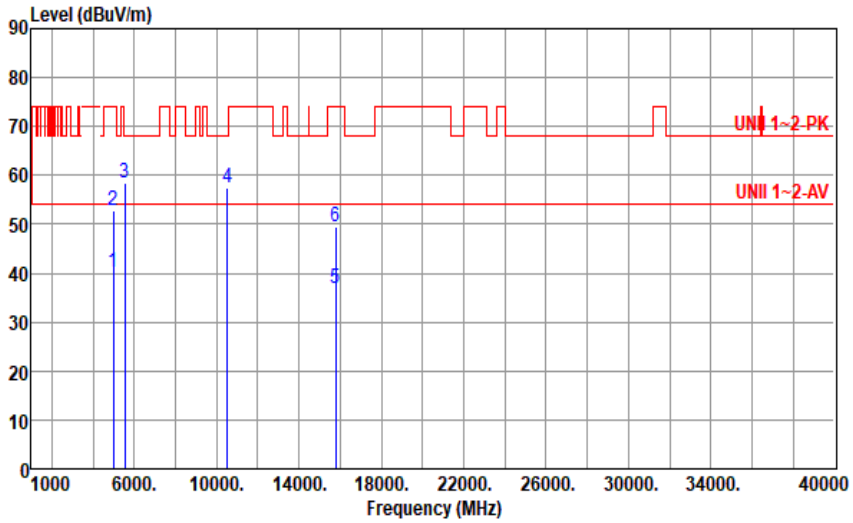

	Freq. MHz	Emission level dBuV/m	Limit dBuV/m	Margin dB	SA reading dBuV	Factor dB/m	Remark	ANT High cm	Turn Table deg
1	4970.00	40.28	54.00	-13.72	39.91	0.37	Average	209	177
2	4970.00	52.81	74.00	-21.19	52.44	0.37	Peak	209	177
3	5550.00	58.31	68.20	-9.89	57.45	0.86	Peak	254	9
4	10520.00	57.58	68.20	-10.62	48.38	9.20	Peak	100	22
5	15780.00	36.98	54.00	-17.02	30.94	6.04	Average	100	45
6	15780.00	49.55	74.00	-24.45	43.51	6.04	Peak	100	45

Note 1: Emission Level (dBuV/m) = SA Reading (dBuV) + Factor* (dB/m)
*Factor includes antenna factor , cable loss and amplifier gain
Note 2: Margin (dB) = Emission level (dBuV/m) – Limit (dBuV/m).

Modulation	be EHT20	**Test Freq. (MHz)**	5260
Polarization	Vertical		

Test By :Brad Wu Temperature(℃):23 Humidity(%):64

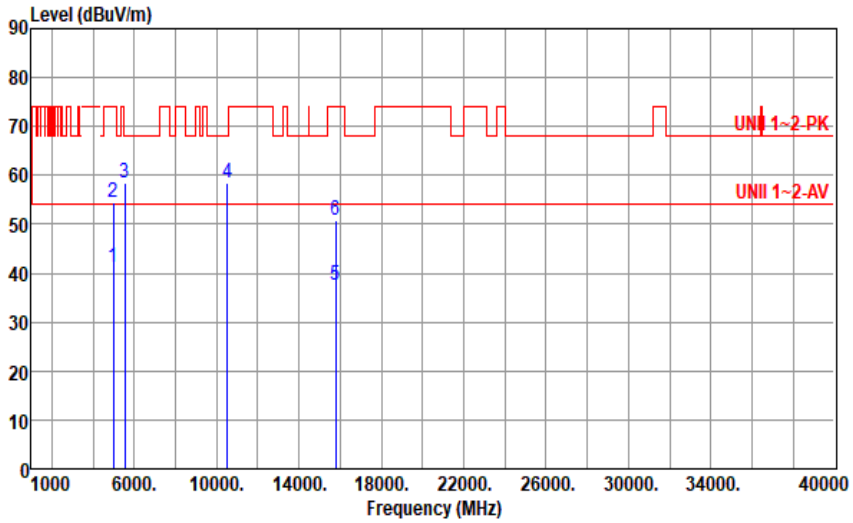

	Freq. MHz	Emission level dBuV/m	Limit dBuV/m	Margin dB	SA reading dBuV	Factor dB/m	Remark	ANT High cm	Turn Table deg
1	4970.00	41.24	54.00	-12.76	40.87	0.37	Average	246	28
2	4970.00	54.31	74.00	-19.69	53.94	0.37	Peak	246	28
3	5550.00	58.61	68.20	-9.59	57.75	0.86	Peak	112	306
4	10520.00	58.36	68.20	-9.84	49.16	9.20	Peak	100	265
5	15780.00	37.65	54.00	-16.35	31.61	6.04	Average	100	251
6	15780.00	50.94	74.00	-23.06	44.90	6.04	Peak	100	251

Note 1: Emission Level (dBuV/m) = SA Reading (dBuV) + Factor* (dB/m)
*Factor includes antenna factor , cable loss and amplifier gain
Note 2: Margin (dB) = Emission level (dBuV/m) – Limit (dBuV/m).

Modulation	be EHT20	**Test Freq. (MHz)**	5300
Polarization	Horizontal		

Test By :Brad Wu Temperature(℃):23 Humidity(%):64

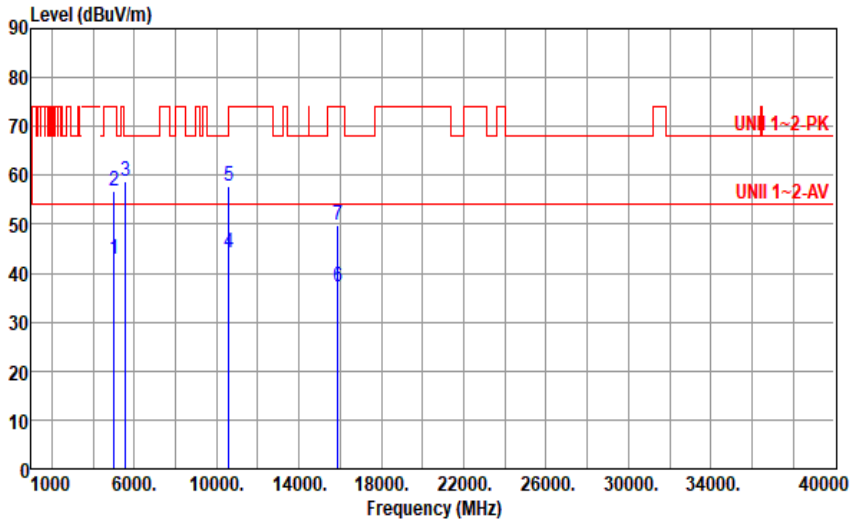

	Freq. MHz	Emission level dBuV/m	Limit dBuV/m	Margin dB	SA reading dBuV	Factor dB/m	Remark	ANT High cm	Turn Table deg
1	5010.00	42.74	54.00	-11.26	42.15	0.59	Average	162	354
2	5010.00	56.81	74.00	-17.19	56.22	0.59	Peak	162	354
3	5590.00	58.84	68.20	-9.36	58.02	0.82	Peak	301	354
4	10600.00	44.06	54.00	-9.94	34.81	9.25	Average	204	5
5	10600.00	57.82	74.00	-16.18	48.57	9.25	Peak	204	5
6	15900.00	37.12	54.00	-16.88	30.76	6.36	Average	302	351
7	15900.00	49.65	74.00	-24.35	43.29	6.36	Peak	302	351

Note 1: Emission Level (dBuV/m) = SA Reading (dBuV) + Factor* (dB/m)
*Factor includes antenna factor , cable loss and amplifier gain
Note 2: Margin (dB) = Emission level (dBuV/m) – Limit (dBuV/m).

Modulation	be EHT20	**Test Freq. (MHz)**	5300
Polarization	Vertical		

Test By :Brad Wu Temperature(℃):23 Humidity(%):64

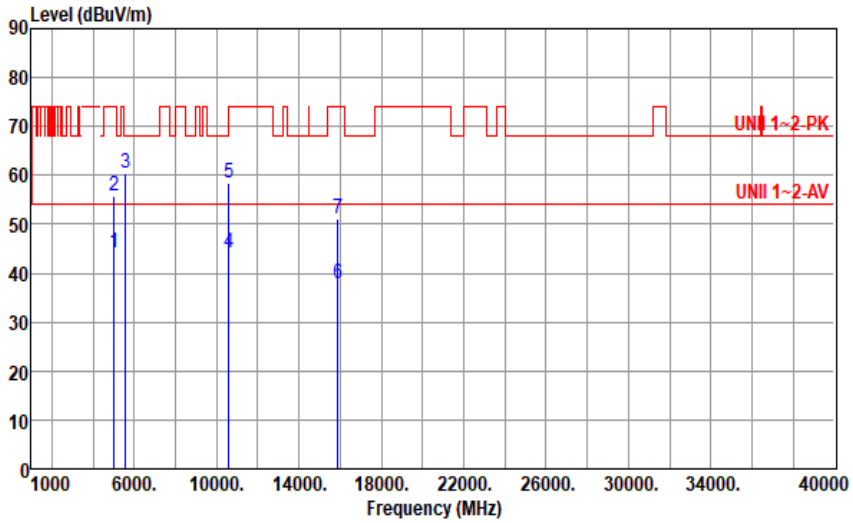

	Freq. MHz	Emission level dBuV/m	Limit dBuV/m	Margin dB	SA reading dBuV	Factor dB/m	Remark	ANT High cm	Turn Table deg
1	5010.00	44.03	54.00	-9.97	43.44	0.59	Average	248	11
2	5010.00	55.82	74.00	-18.18	55.23	0.59	Peak	248	11
3	5590.00	60.43	68.20	-7.77	59.61	0.82	Peak	157	314
4	10600.00	44.21	54.00	-9.79	34.96	9.25	Average	225	263
5	10600.00	58.52	74.00	-15.48	49.27	9.25	Peak	225	263
6	15900.00	37.86	54.00	-16.14	31.50	6.36	Average	329	241
7	15900.00	51.04	74.00	-22.96	44.68	6.36	Peak	329	241

Note 1: Emission Level (dBuV/m) = SA Reading (dBuV) + Factor* (dB/m)
*Factor includes antenna factor , cable loss and amplifier gain
Note 2: Margin (dB) = Emission level (dBuV/m) – Limit (dBuV/m).

Modulation	be EHT20	**Test Freq. (MHz)**	5320
Polarization	Horizontal		

Test By :Brad Wu Temperature(℃):23 Humidity(%):64

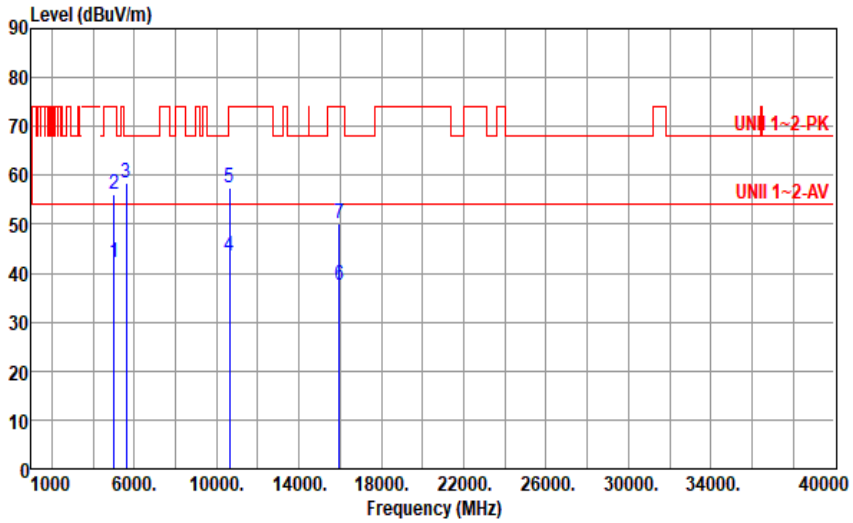

	Freq. MHz	Emission level dBuV/m	Limit dBuV/m	Margin dB	SA reading dBuV	Factor dB/m	Remark	ANT High cm	Turn Table deg
1	5030.00	42.31	54.00	-11.69	41.68	0.63	Average	148	6
2	5030.00	56.15	74.00	-17.85	55.52	0.63	Peak	148	6
3	5610.00	58.56	68.20	-9.64	57.72	0.84	Peak	234	15
4	10640.00	43.39	54.00	-10.61	34.06	9.33	Average	203	348
5	10640.00	57.41	74.00	-16.59	48.08	9.33	Peak	203	348
6	15960.00	37.58	54.00	-16.42	31.37	6.21	Average	309	315
7	15960.00	50.14	74.00	-23.86	43.93	6.21	Peak	309	315

Note 1: Emission Level (dBuV/m) = SA Reading (dBuV) + Factor* (dB/m)
*Factor includes antenna factor , cable loss and amplifier gain
Note 2: Margin (dB) = Emission level (dBuV/m) – Limit (dBuV/m).

Modulation	be EHT20	**Test Freq. (MHz)**	5320
Polarization	Vertical		

Test By :Brad Wu Temperature(℃):23 Humidity(%):64

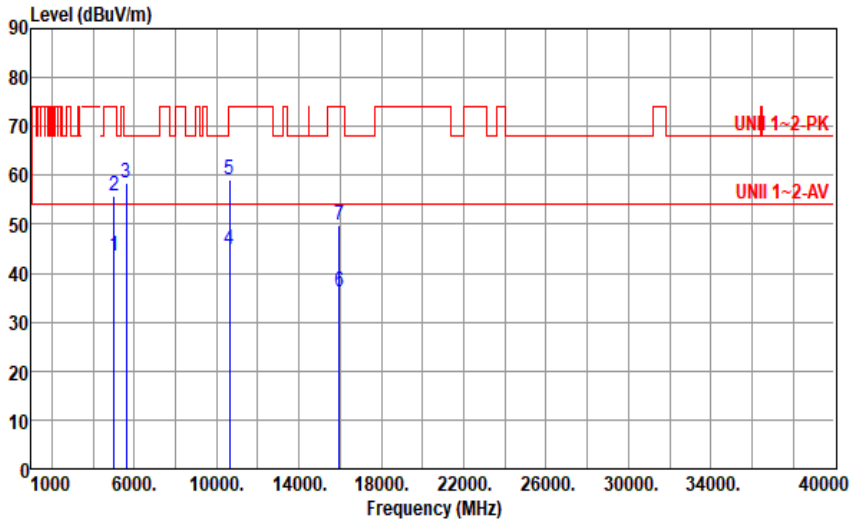

	Freq. MHz	Emission level dBuV/m	Limit dBuV/m	Margin dB	SA reading dBuV	Factor dB/m	Remark	ANT High cm	Turn Table deg
1	5030.00	43.36	54.00	-10.64	42.73	0.63	Average	166	19
2	5030.00	55.64	74.00	-18.36	55.01	0.63	Peak	166	19
3	5610.00	58.34	68.20	-9.86	57.50	0.84	Peak	152	311
4	10640.00	44.82	54.00	-9.18	35.49	9.33	Average	236	251
5	10640.00	59.11	74.00	-14.89	49.78	9.33	Peak	236	251
6	15960.00	36.32	54.00	-17.68	30.11	6.21	Average	298	254
7	15960.00	49.81	74.00	-24.19	43.60	6.21	Peak	298	254

Note 1: Emission Level (dBuV/m) = SA Reading (dBuV) + Factor* (dB/m)
*Factor includes antenna factor , cable loss and amplifier gain
Note 2: Margin (dB) = Emission level (dBuV/m) – Limit (dBuV/m).

Modulation	be EHT20	**Test Freq. (MHz)**	5500
Polarization	Horizontal		

Test By :Brad Wu Temperature(℃):23 Humidity(%):64

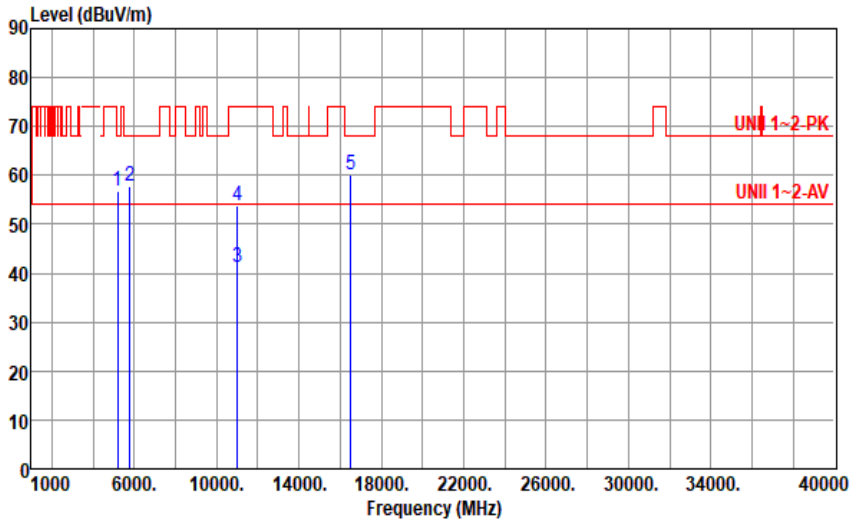

	Freq. MHz	Emission level dBuV/m	Limit dBuV/m	Margin dB	SA reading dBuV	Factor dB/m	Remark	ANT High cm	Turn Table deg
1	5210.00	56.88	68.20	-11.32	56.34	0.54	Peak	149	326
2	5790.00	57.68	68.20	-10.52	56.40	1.28	Peak	245	6
3	11000.00	41.16	54.00	-12.84	31.49	9.67	Average	100	245
4	11000.00	53.82	74.00	-20.18	44.15	9.67	Peak	100	245
5	16500.00	60.02	68.20	-8.18	52.76	7.26	Peak	100	194

Note 1: Emission Level (dBuV/m) = SA Reading (dBuV) + Factor* (dB/m)
*Factor includes antenna factor , cable loss and amplifier gain
Note 2: Margin (dB) = Emission level (dBuV/m) – Limit (dBuV/m).

Modulation	be EHT20	**Test Freq. (MHz)**	5500
Polarization	Vertical		

Test By :Brad Wu Temperature(℃):23 Humidity(%):64

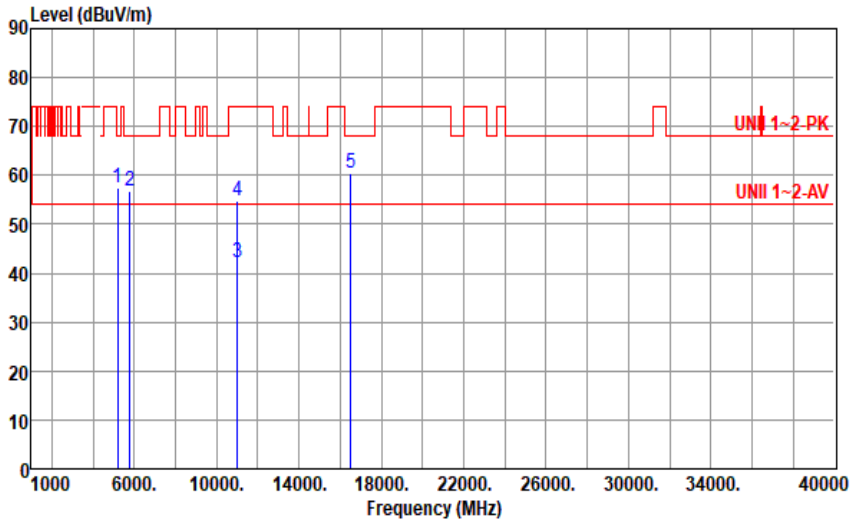

	Freq. MHz	Emission level dBuV/m	Limit dBuV/m	Margin dB	SA reading dBuV	Factor dB/m	Remark	ANT High cm	Turn Table deg
1	5210.00	57.29	68.20	-10.91	56.75	0.54	Peak	132	25
2	5790.00	56.82	68.20	-11.38	55.54	1.28	Peak	135	16
3	11000.00	42.19	54.00	-11.81	32.52	9.67	Average	100	194
4	11000.00	54.72	74.00	-19.28	45.05	9.67	Peak	100	194
5	16500.00	60.32	68.20	-7.88	53.06	7.26	Peak	100	168

Note 1: Emission Level (dBuV/m) = SA Reading (dBuV) + Factor* (dB/m)
*Factor includes antenna factor , cable loss and amplifier gain
Note 2: Margin (dB) = Emission level (dBuV/m) – Limit (dBuV/m).

Modulation	be EHT20	**Test Freq. (MHz)**	5580
Polarization	Horizontal		

Test By :Brad Wu Temperature(℃):23 Humidity(%):64

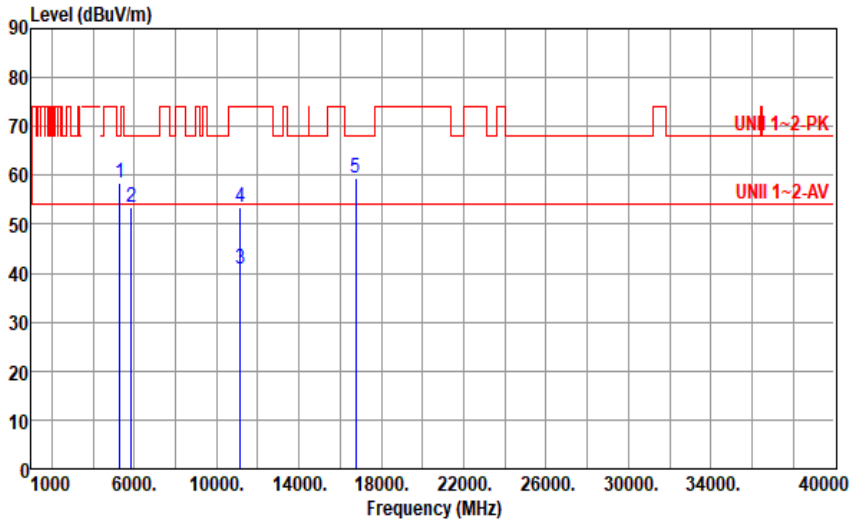

	Freq. MHz	Emission level dBuV/m	Limit dBuV/m	Margin dB	SA reading dBuV	Factor dB/m	Remark	ANT High cm	Turn Table deg
1	5290.00	58.45	68.20	-9.75	58.21	0.24	Peak	224	19
2	5870.00	53.41	68.20	-14.79	51.89	1.52	Peak	203	192
3	11160.00	40.69	54.00	-13.31	31.60	9.09	Average	114	222
4	11160.00	53.36	74.00	-20.64	44.27	9.09	Peak	114	222
5	16740.00	59.46	68.20	-8.74	52.01	7.45	Peak	291	322

Note 1: Emission Level (dBuV/m) = SA Reading (dBuV) + Factor* (dB/m)
*Factor includes antenna factor , cable loss and amplifier gain
Note 2: Margin (dB) = Emission level (dBuV/m) – Limit (dBuV/m).

Modulation	be EHT20	**Test Freq. (MHz)**	5580
Polarization	Vertical		

Test By :Brad Wu Temperature(℃):23 Humidity(%):64

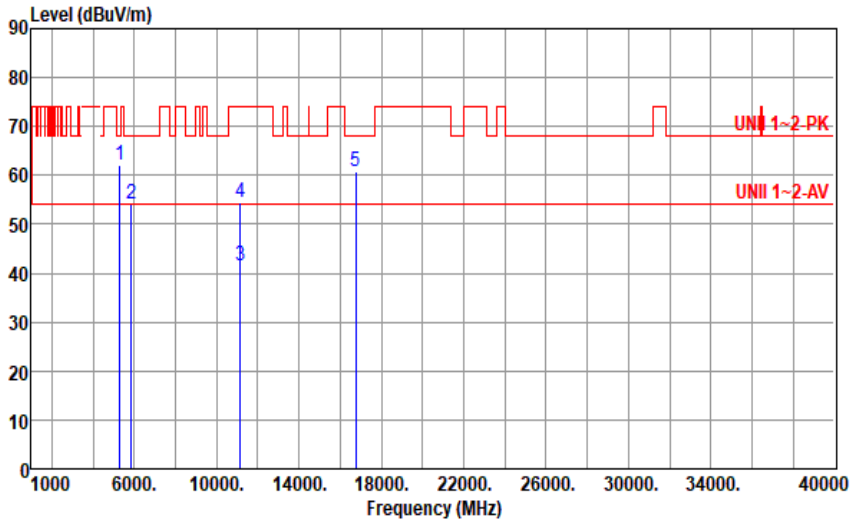

	Freq. MHz	Emission level dBuV/m	Limit dBuV/m	Margin dB	SA reading dBuV	Factor dB/m	Remark	ANT High cm	Turn Table deg
1	5290.00	62.17	68.20	-6.03	61.93	0.24	Peak	142	14
2	5870.00	54.25	68.20	-13.95	52.73	1.52	Peak	146	325
3	11160.00	41.44	54.00	-12.56	32.35	9.09	Average	123	161
4	11160.00	54.62	74.00	-19.38	45.53	9.09	Peak	123	161
5	16740.00	60.75	68.20	-7.45	53.30	7.45	Peak	234	291

Note 1: Emission Level (dBuV/m) = SA Reading (dBuV) + Factor* (dB/m)
*Factor includes antenna factor , cable loss and amplifier gain
Note 2: Margin (dB) = Emission level (dBuV/m) – Limit (dBuV/m).

Modulation	be EHT20	**Test Freq. (MHz)**	5700
Polarization	Horizontal		

Test By :Brad Wu Temperature(℃):23 Humidity(%):64

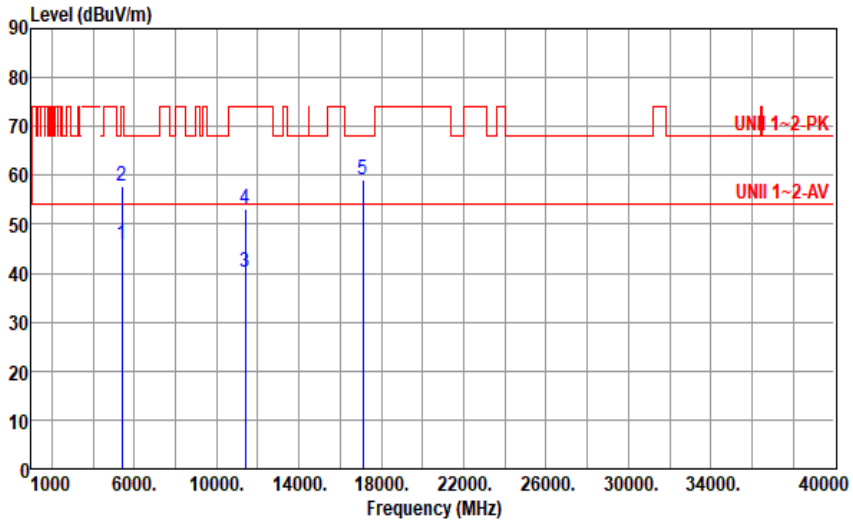

	Freq. MHz	Emission level dBuV/m	Limit dBuV/m	Margin dB	SA reading dBuV	Factor dB/m	Remark	ANT High cm	Turn Table deg
1	5410.00	45.72	54.00	-8.28	45.24	0.48	Average	310	6
2	5410.00	57.84	74.00	-16.16	57.36	0.48	Peak	310	6
3	11400.00	40.29	54.00	-13.71	31.22	9.07	Average	100	204
4	11400.00	53.16	74.00	-20.84	44.09	9.07	Peak	100	204
5	17100.00	59.12	68.20	-9.08	52.19	6.93	Peak	100	231

Note 1: Emission Level (dBuV/m) = SA Reading (dBuV) + Factor* (dB/m)
*Factor includes antenna factor , cable loss and amplifier gain
Note 2: Margin (dB) = Emission level (dBuV/m) – Limit (dBuV/m).

Modulation	be EHT20	**Test Freq. (MHz)**	5700
Polarization	Vertical		

Test By :Brad Wu Temperature(℃):23 Humidity(%):64

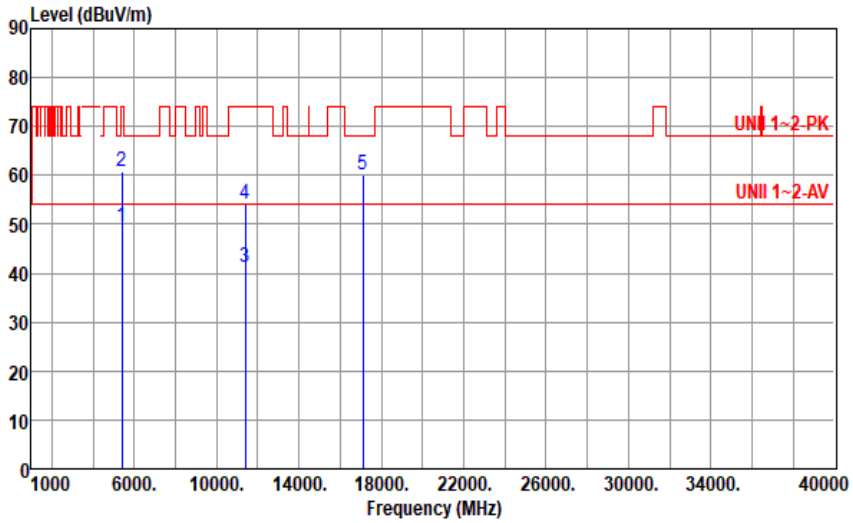

	Freq. MHz	Emission level dBuV/m	Limit dBuV/m	Margin dB	SA reading dBuV	Factor dB/m	Remark	ANT High cm	Turn Table deg
1	5410.00	49.32	54.00	-4.68	48.84	0.48	Average	152	191
2	5410.00	60.66	74.00	-13.34	60.18	0.48	Peak	152	191
3	11400.00	41.32	54.00	-12.68	32.25	9.07	Average	100	165
4	11400.00	54.24	74.00	-19.76	45.17	9.07	Peak	100	165
5	17100.00	60.25	68.20	-7.95	53.32	6.93	Peak	100	198

Note 1: Emission Level (dBuV/m) = SA Reading (dBuV) + Factor* (dB/m)
*Factor includes antenna factor , cable loss and amplifier gain
Note 2: Margin (dB) = Emission level (dBuV/m) – Limit (dBuV/m).

Modulation	be EHT20	**Test Freq. (MHz)**	5720
Polarization	Horizontal		

Test By :Brad Wu Temperature(℃):23 Humidity(%):64

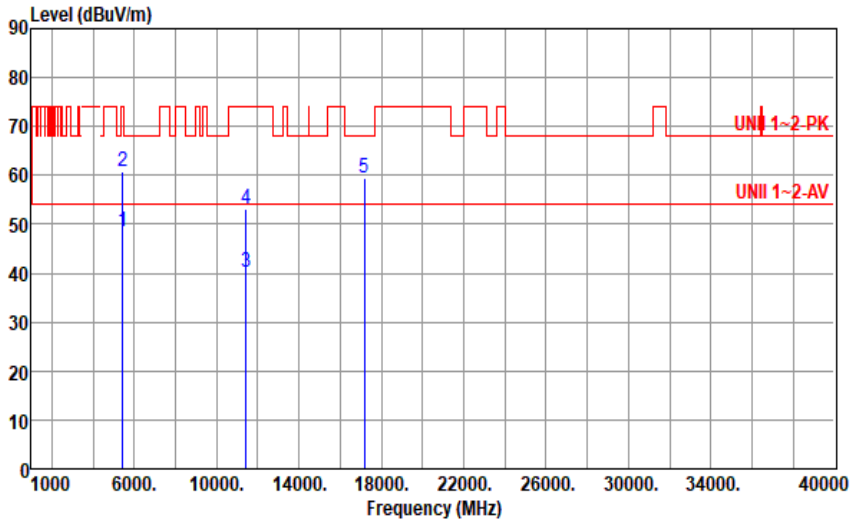

	Freq. MHz	Emission level dBuV/m	Limit dBuV/m	Margin dB	SA reading dBuV	Factor dB/m	Remark	ANT High cm	Turn Table deg
1	5430.00	48.42	54.00	-5.58	47.85	0.57	Average	124	6
2	5430.00	60.78	74.00	-13.22	60.21	0.57	Peak	124	6
3	11440.00	40.12	54.00	-13.88	30.99	9.13	Average	100	249
4	11440.00	53.24	74.00	-20.76	44.11	9.13	Peak	100	249
5	17160.00	59.35	68.20	-8.85	52.56	6.79	Peak	100	268

Note 1: Emission Level (dBuV/m) = SA Reading (dBuV) + Factor* (dB/m)
*Factor includes antenna factor , cable loss and amplifier gain
Note 2: Margin (dB) = Emission level (dBuV/m) – Limit (dBuV/m).

Modulation	be EHT20	**Test Freq. (MHz)**	5720
Polarization	Vertical		

Test By :Brad Wu Temperature(℃):23 Humidity(%):64

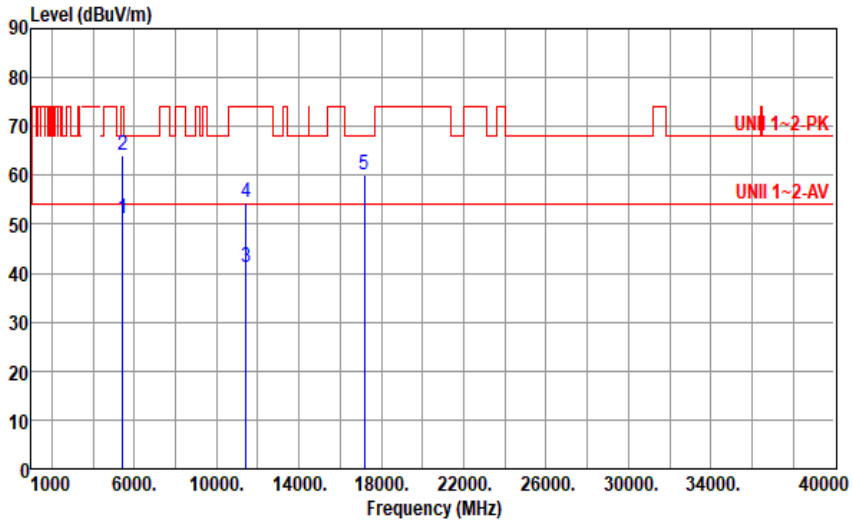

	Freq. MHz	Emission level dBuV/m	Limit dBuV/m	Margin dB	SA reading dBuV	Factor dB/m	Remark	ANT High cm	Turn Table deg
1	5430.00	51.02	54.00	-2.98	50.45	0.57	Average	229	133
2	5430.00	64.24	74.00	-9.76	63.67	0.57	Peak	229	133
3	11440.00	41.22	54.00	-12.78	32.09	9.13	Average	100	184
4	11440.00	54.35	74.00	-19.65	45.22	9.13	Peak	100	184
5	17160.00	60.15	68.20	-8.05	53.36	6.79	Peak	100	193

Note 1: Emission Level (dBuV/m) = SA Reading (dBuV) + Factor* (dB/m)
*Factor includes antenna factor , cable loss and amplifier gain
Note 2: Margin (dB) = Emission level (dBuV/m) – Limit (dBuV/m).

Modulation	be EHT20	**Test Freq. (MHz)**	5745
Polarization	Horizontal		

Test By :Brad Wu Temperature(℃):22 Humidity(%):66

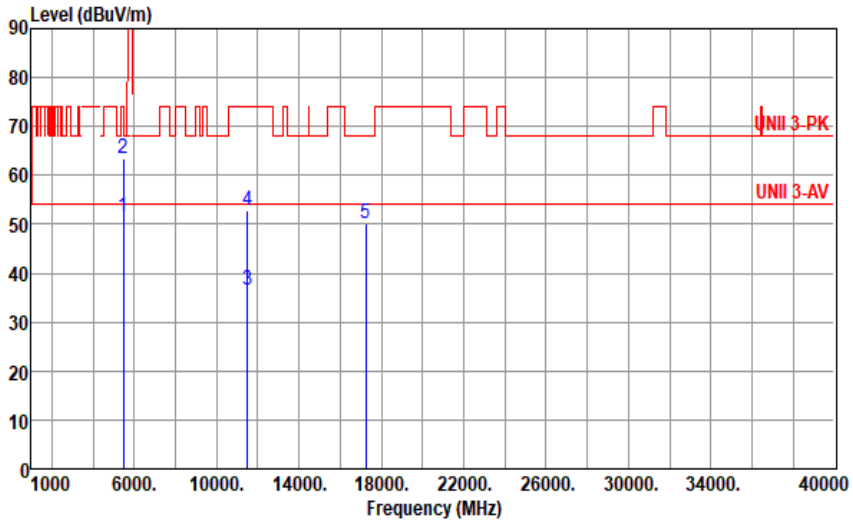

	Freq. MHz	Emission level dBuV/m	Limit dBuV/m	Margin dB	SA reading dBuV	Factor dB/m	Remark	ANT High cm	Turn Table deg
1	5455.00	51.47	54.00	-2.53	50.79	0.68	Average	184	4
2	5455.00	63.30	74.00	-10.70	62.62	0.68	Peak	184	4
3	11490.00	36.54	54.00	-17.46	27.33	9.21	Average	205	339
4	11490.00	52.68	74.00	-21.32	43.47	9.21	Peak	205	339
5	17235.00	50.21	68.20	-17.99	43.16	7.05	Peak	141	123

Note 1: Emission Level (dBuV/m) = SA Reading (dBuV) + Factor* (dB/m)
*Factor includes antenna factor , cable loss and amplifier gain
Note 2: Margin (dB) = Emission level (dBuV/m) – Limit (dBuV/m).

Modulation	be EHT20	**Test Freq. (MHz)**	5745
Polarization	Vertical		

Test By :Brad Wu Temperature(℃):22 Humidity(%):66

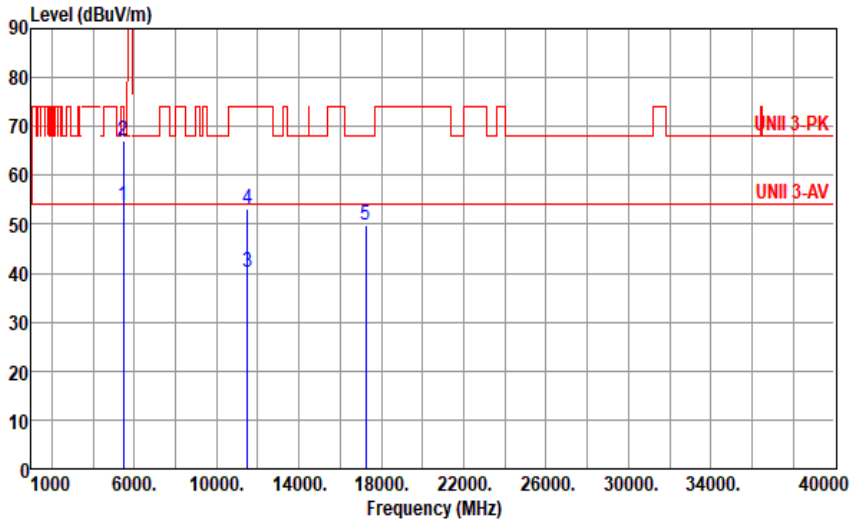

	Freq. MHz	Emission level dBuV/m	Limit dBuV/m	Margin dB	SA reading dBuV	Factor dB/m	Remark	ANT High cm	Turn Table deg
1	5455.00	53.68	54.00	-0.32	53.00	0.68	Average	152	184
2	5455.00	67.12	74.00	-6.88	66.44	0.68	Peak	152	184
3	11490.00	40.22	54.00	-13.78	31.01	9.21	Average	114	216
4	11490.00	53.08	74.00	-20.92	43.87	9.21	Peak	114	216
5	17235.00	49.91	68.20	-18.29	42.86	7.05	Peak	195	262

Note 1: Emission Level (dBuV/m) = SA Reading (dBuV) + Factor* (dB/m)
*Factor includes antenna factor , cable loss and amplifier gain
Note 2: Margin (dB) = Emission level (dBuV/m) – Limit (dBuV/m).

Modulation	be EHT20	**Test Freq. (MHz)**	5785
Polarization	Horizontal		

Test By :Brad Wu Temperature(℃):23 Humidity(%):64

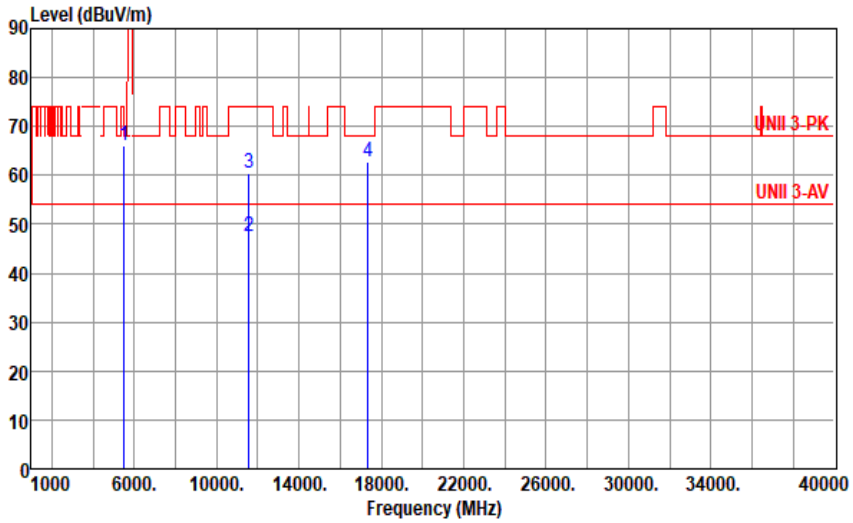

	Freq. MHz	Emission level dBuV/m	Limit dBuV/m	Margin dB	SA reading dBuV	Factor dB/m	Remark	ANT High cm	Turn Table deg
1	5495.00	66.21	68.20	-1.99	65.42	0.79	Peak	228	356
2	11570.00	47.61	54.00	-6.39	38.56	9.05	Average	134	301
3	11570.00	60.60	74.00	-13.40	51.55	9.05	Peak	134	301
4	17355.00	62.73	68.20	-5.47	55.30	7.43	Peak	240	236

Note 1: Emission Level (dBuV/m) = SA Reading (dBuV) + Factor* (dB/m)
*Factor includes antenna factor , cable loss and amplifier gain
Note 2: Margin (dB) = Emission level (dBuV/m) – Limit (dBuV/m).

Modulation	be EHT20	**Test Freq. (MHz)**	5785
Polarization	Vertical		

Test By :Brad Wu Temperature(℃):23 Humidity(%):64

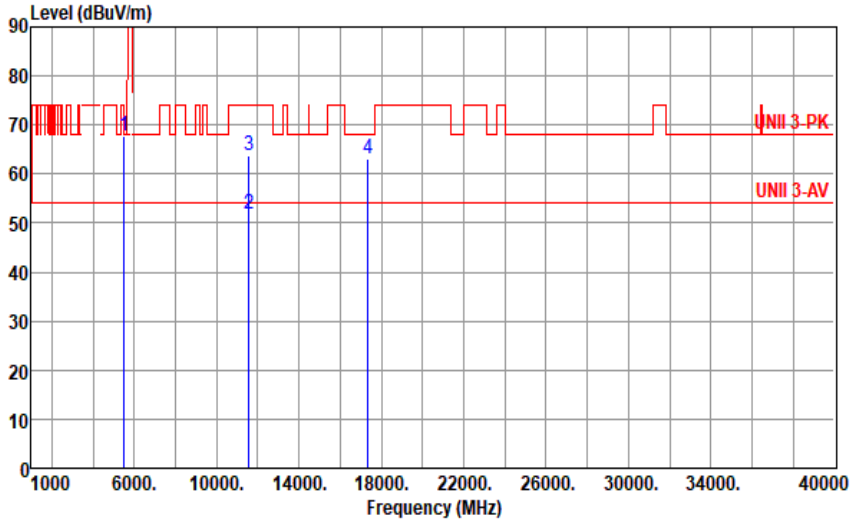

	Freq. MHz	Emission level dBuV/m	Limit dBuV/m	Margin dB	SA reading dBuV	Factor dB/m	Remark	ANT High cm	Turn Table deg
1	5495.00	67.75	68.20	-0.45	66.96	0.79	Peak	230	135
2	11570.00	51.85	54.00	-2.15	42.80	9.05	Average	160	226
3	11570.00	63.71	74.00	-10.29	54.66	9.05	Peak	160	226
4	17355.00	63.08	68.20	-5.12	55.65	7.43	Peak	334	277

Note 1: Emission Level (dBuV/m) = SA Reading (dBuV) + Factor* (dB/m)
*Factor includes antenna factor , cable loss and amplifier gain
Note 2: Margin (dB) = Emission level (dBuV/m) – Limit (dBuV/m).

Modulation	be EHT20	**Test Freq. (MHz)**	5825
Polarization	Horizontal-Peak		

Test By :Brad Wu Temperature(℃):23 Humidity(%):64

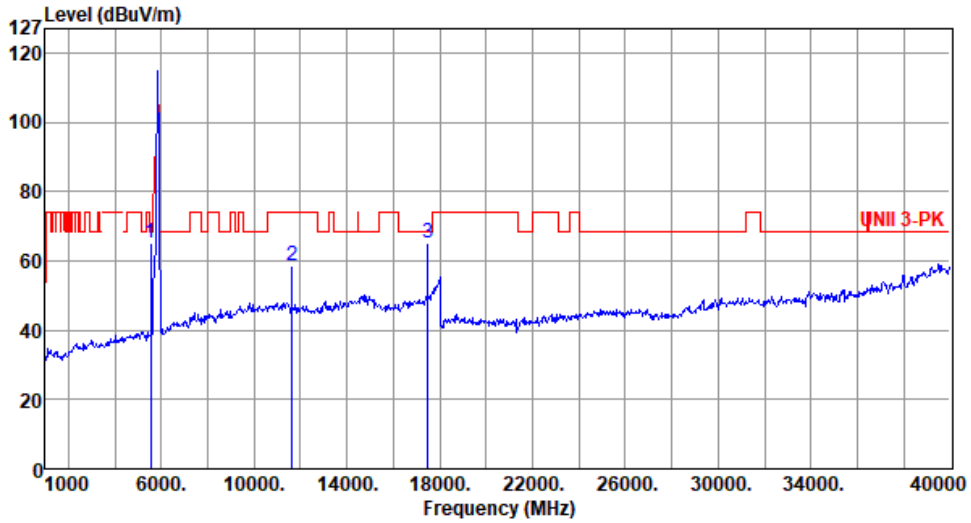

	Freq. MHz	Emission level dBuV/m	Limit dBuV/m	Margin dB	SA reading dBuV	Factor dB/m	Remark	ANT High cm	Turn Table deg
1	5535.00	64.97	68.20	-3.23	64.12	0.85	Peak	231	2
2	11650.00	58.49	74.00	-15.51	49.85	8.64	Peak	281	132
3	17475.00	65.18	68.20	-3.02	57.25	7.93	Peak	238	309

Note 1: Emission Level (dBuV/m) = SA Reading (dBuV) + Factor* (dB/m)
*Factor includes antenna factor , cable loss and amplifier gain
Note 2: Margin (dB) = Emission level (dBuV/m) – Limit (dBuV/m).

Modulation	be EHT20	**Test Freq. (MHz)**	5825
Polarization	Horizontal-Average		

Test By :Brad Wu Temperature(℃):23 Humidity(%):64

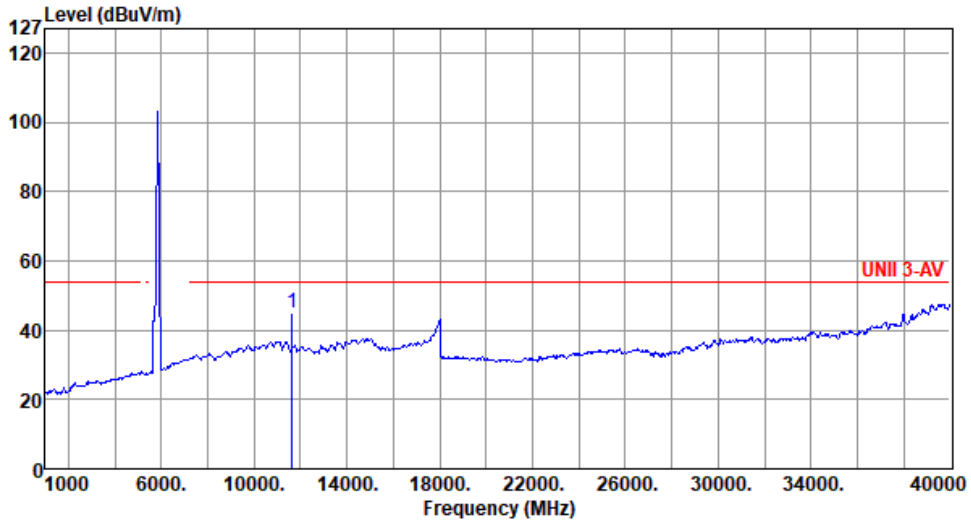

	Freq. MHz	Emission level dBuV/m	Limit dBuV/m	Margin dB	SA reading dBuV	Factor dB/m	Remark	ANT High cm	Turn Table deg
1	11650.00	45.22	54.00	-8.78	36.58	8.64	Average	281	132

Note 1: Emission Level (dBuV/m) = SA Reading (dBuV) + Factor* (dB/m)
*Factor includes antenna factor , cable loss and amplifier gain
Note 2: Margin (dB) = Emission level (dBuV/m) – Limit (dBuV/m).

Modulation	be EHT20	**Test Freq. (MHz)**	5825
Polarization	Vertical-Peak		

Test By :Brad Wu Temperature(℃):23 Humidity(%):64

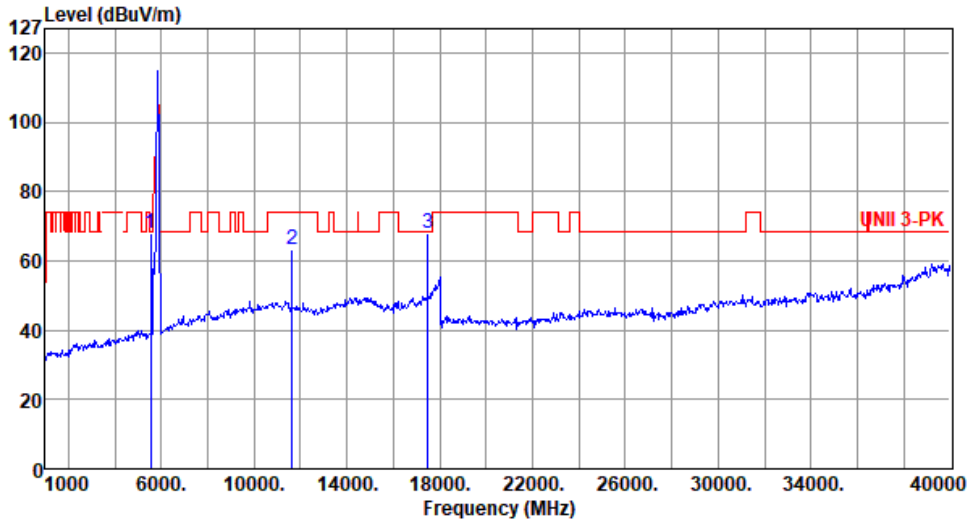

	Freq. MHz	Emission level dBuV/m	Limit dBuV/m	Margin dB	SA reading dBuV	Factor dB/m	Remark	ANT High cm	Turn Table deg
1	5535.00	67.81	68.20	-0.39	66.96	0.85	Peak	250	156
2	11650.00	63.14	74.00	-10.86	54.50	8.64	Peak	313	252
3	17475.00	68.09	68.20	-0.11	60.16	7.93	Peak	340	277

Note 1: Emission Level (dBuV/m) = SA Reading (dBuV) + Factor* (dB/m)
*Factor includes antenna factor , cable loss and amplifier gain
Note 2: Margin (dB) = Emission level (dBuV/m) – Limit (dBuV/m).

Modulation	be EHT20	**Test Freq. (MHz)**	5825
Polarization	Vertical-Average		

Test By :Brad Wu Temperature(℃):23 Humidity(%):64

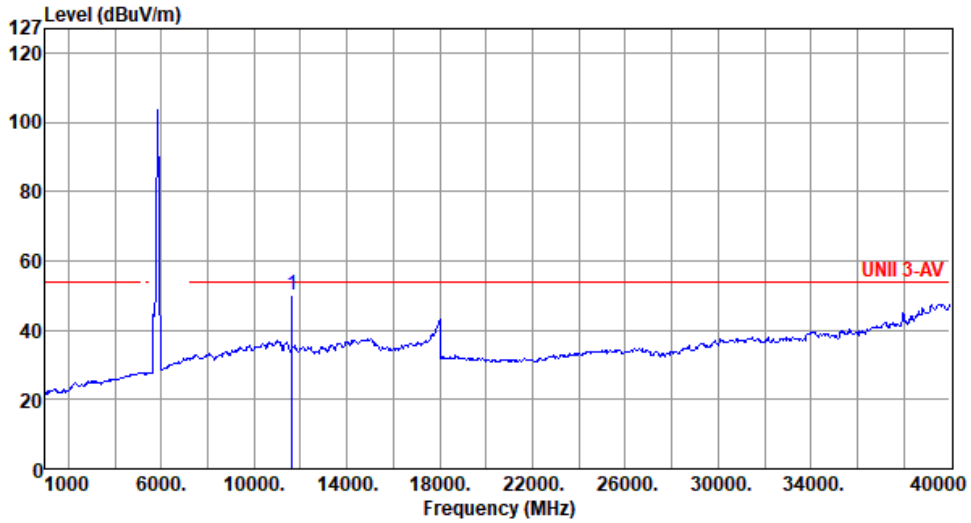

	Freq. MHz	Emission level dBuV/m	Limit dBuV/m	Margin dB	SA reading dBuV	Factor dB/m	Remark	ANT High cm	Turn Table deg
1	11650.00	50.34	54.00	-3.66	41.70	8.64	Average	313	252

Note 1: Emission Level (dBuV/m) = SA Reading (dBuV) + Factor* (dB/m)
*Factor includes antenna factor , cable loss and amplifier gain
Note 2: Margin (dB) = Emission level (dBuV/m) – Limit (dBuV/m).

Modulation	be EHT40	**Test Freq. (MHz)**	5190
Polarization	Horizontal		

Test By :Brad Wu Temperature(℃):23 Humidity(%):64

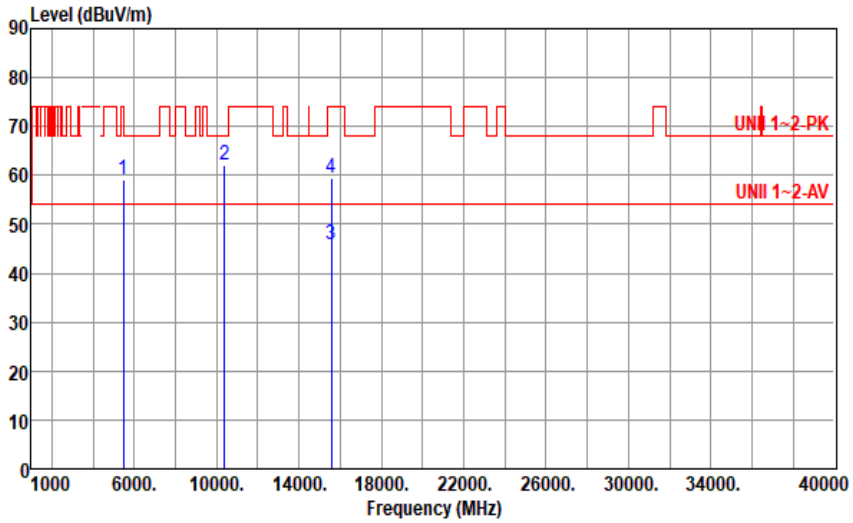

	Freq. MHz	Emission level dBuV/m	Limit dBuV/m	Margin dB	SA reading dBuV	Factor dB/m	Remark	ANT High cm	Turn Table deg
1	5480.00	59.16	68.20	-9.04	58.41	0.75	Peak	175	12
2	10380.00	61.95	68.20	-6.25	53.06	8.89	Peak	284	311
3	15570.00	45.88	54.00	-8.12	39.59	6.29	Average	294	205
4	15570.00	59.42	74.00	-14.58	53.13	6.29	Peak	294	205

Note 1: Emission Level (dBuV/m) = SA Reading (dBuV) + Factor* (dB/m)
*Factor includes antenna factor , cable loss and amplifier gain
Note 2: Margin (dB) = Emission level (dBuV/m) – Limit (dBuV/m).

Modulation	be EHT40	**Test Freq. (MHz)**	5190
Polarization	Vertical		

Test By :Brad Wu Temperature(℃):23 Humidity(%):64

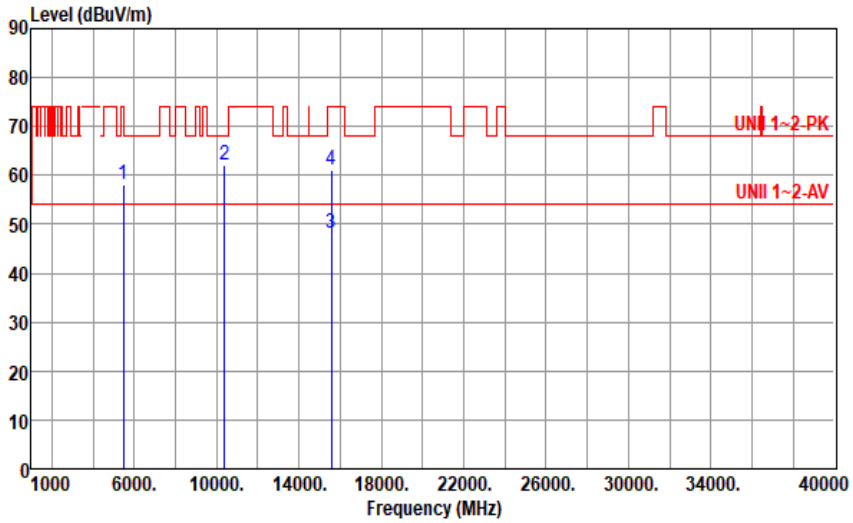

	Freq. MHz	Emission level dBuV/m	Limit dBuV/m	Margin dB	SA reading dBuV	Factor dB/m	Remark	ANT High cm	Turn Table deg
1	5480.00	58.24	68.20	-9.96	57.49	0.75	Peak	236	135
2	10380.00	62.25	68.20	-5.95	53.36	8.89	Peak	211	268
3	15570.00	48.04	54.00	-5.96	41.75	6.29	Average	296	241
4	15570.00	61.22	74.00	-12.78	54.93	6.29	Peak	296	241

Note 1: Emission Level (dBuV/m) = SA Reading (dBuV) + Factor* (dB/m)
*Factor includes antenna factor , cable loss and amplifier gain
Note 2: Margin (dB) = Emission level (dBuV/m) – Limit (dBuV/m).

Modulation	be EHT40	**Test Freq. (MHz)**	5230
Polarization	Horizontal		

Test By :Akun Chung Temperature(℃):23 Humidity(%):64

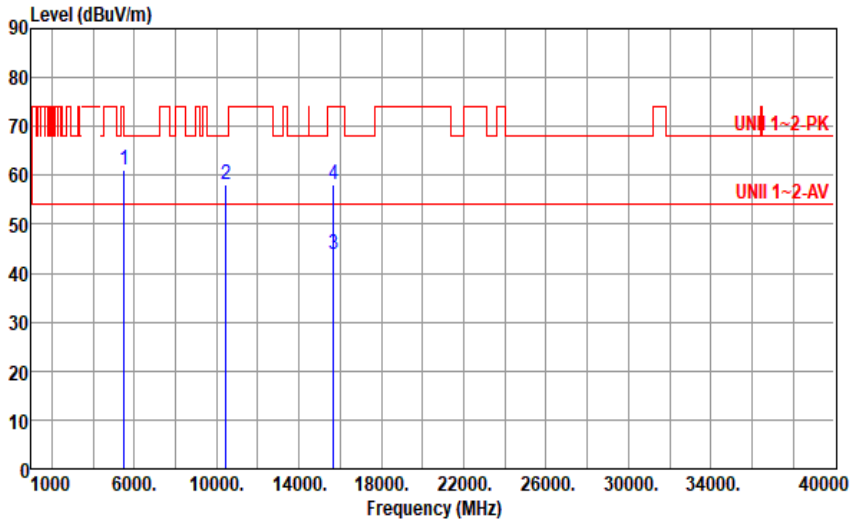

	Freq. MHz	Emission level dBuV/m	Limit dBuV/m	Margin dB	SA reading dBuV	Factor dB/m	Remark	ANT High cm	Turn Table deg
1	5520.00	61.24	68.20	-6.96	60.41	0.83	Peak	165	8
2	10460.00	58.21	68.20	-9.99	49.05	9.16	Peak	216	254
3	15690.00	43.98	54.00	-10.02	37.77	6.21	Average	309	245
4	15690.00	58.21	74.00	-15.79	52.00	6.21	Peak	309	245

Note 1: Emission Level (dBuV/m) = SA Reading (dBuV) + Factor* (dB/m)
*Factor includes antenna factor , cable loss and amplifier gain
Note 2: Margin (dB) = Emission level (dBuV/m) – Limit (dBuV/m).

Modulation	be EHT40	**Test Freq. (MHz)**	5230
Polarization	Vertical		

Test By :Akun Chung Temperature(℃):23 Humidity(%):64

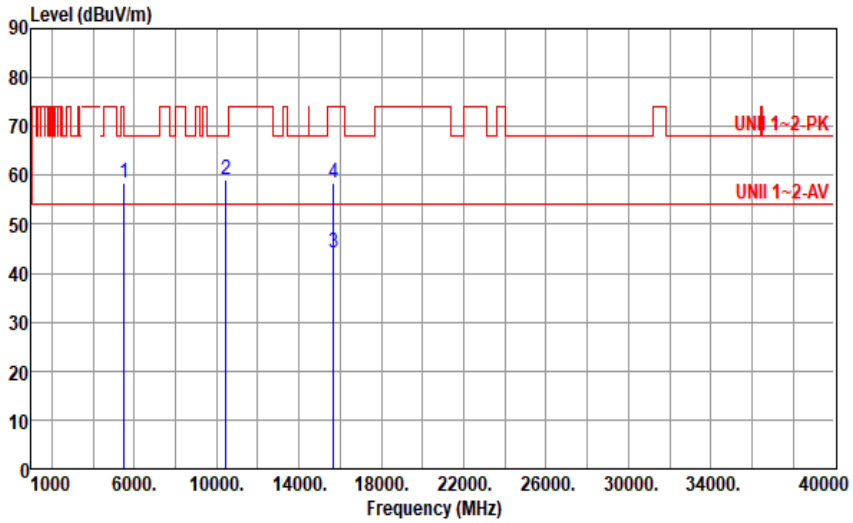

	Freq. MHz	Emission level dBuV/m	Limit dBuV/m	Margin dB	SA reading dBuV	Factor dB/m	Remark	ANT High cm	Turn Table deg
1	5520.00	58.41	68.20	-9.79	57.58	0.83	Peak	248	11
2	10460.00	58.98	68.20	-9.22	49.82	9.16	Peak	244	261
3	15690.00	44.20	54.00	-9.80	37.99	6.21	Average	314	251
4	15690.00	58.56	74.00	-15.44	52.35	6.21	Peak	314	251

Note 1: Emission Level (dBuV/m) = SA Reading (dBuV) + Factor* (dB/m)
*Factor includes antenna factor , cable loss and amplifier gain
Note 2: Margin (dB) = Emission level (dBuV/m) – Limit (dBuV/m).

Modulation	be EHT40	**Test Freq. (MHz)**	5270
Polarization	Horizontal		

Test By :Brad Wu Temperature(℃):23 Humidity(%):64

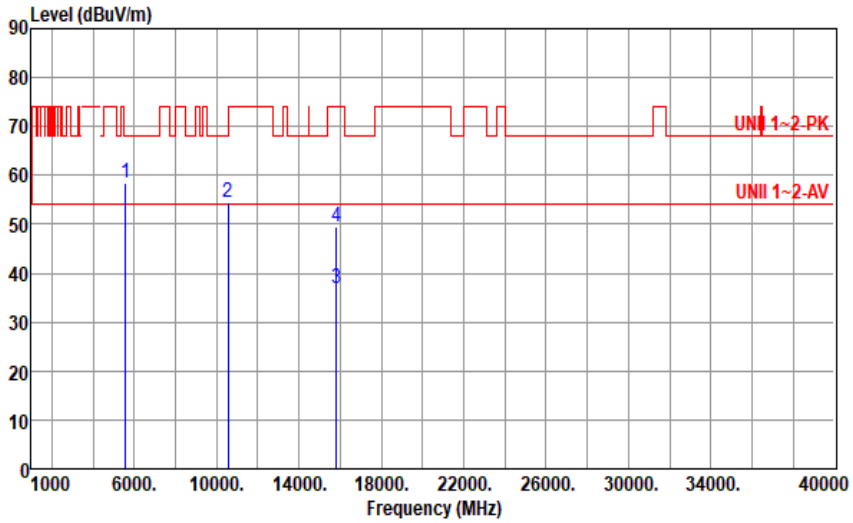

	Freq. MHz	Emission level dBuV/m	Limit dBuV/m	Margin dB	SA reading dBuV	Factor dB/m	Remark	ANT High cm	Turn Table deg
1	5560.00	58.32	68.20	-9.88	57.48	0.84	Peak	249	8
2	10540.00	54.35	68.20	-13.85	45.18	9.17	Peak	100	25
3	15810.00	36.95	54.00	-17.05	31.03	5.92	Average	100	11
4	15810.00	49.58	74.00	-24.42	43.66	5.92	Peak	100	11

Note 1: Emission Level (dBuV/m) = SA Reading (dBuV) + Factor* (dB/m)
*Factor includes antenna factor , cable loss and amplifier gain
Note 2: Margin (dB) = Emission level (dBuV/m) – Limit (dBuV/m).

Modulation	be EHT40	**Test Freq. (MHz)**	5270
Polarization	Vertical		

Test By :Brad Wu Temperature(℃):23 Humidity(%):64

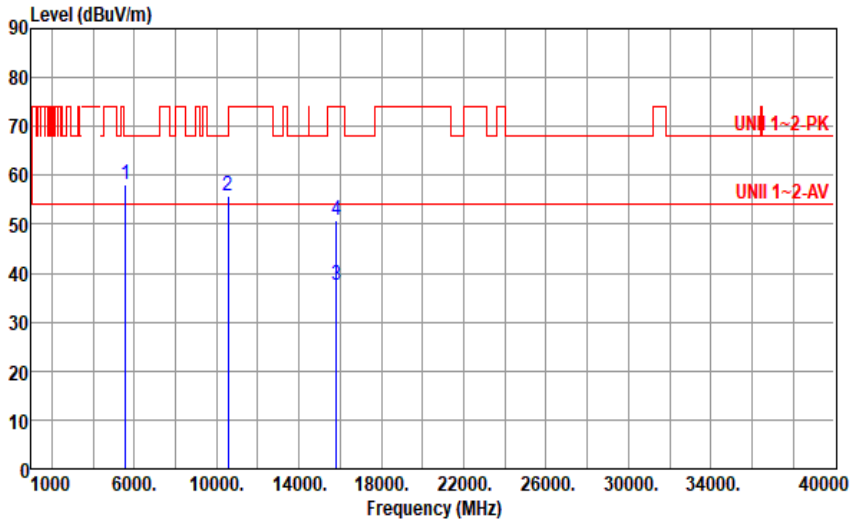

	Freq. MHz	Emission level dBuV/m	Limit dBuV/m	Margin dB	SA reading dBuV	Factor dB/m	Remark	ANT High cm	Turn Table deg
1	5560.00	58.16	68.20	-10.04	57.32	0.84	Peak	119	316
2	10540.00	55.65	68.20	-12.55	46.48	9.17	Peak	100	286
3	15810.00	37.68	54.00	-16.32	31.76	5.92	Average	100	244
4	15810.00	50.94	74.00	-23.06	45.02	5.92	Peak	100	244

Note 1: Emission Level (dBuV/m) = SA Reading (dBuV) + Factor* (dB/m)
*Factor includes antenna factor , cable loss and amplifier gain
Note 2: Margin (dB) = Emission level (dBuV/m) – Limit (dBuV/m).

Modulation	be EHT40	**Test Freq. (MHz)**	5310
Polarization	Horizontal		

Test By :Brad Wu Temperature(℃):23 Humidity(%):64

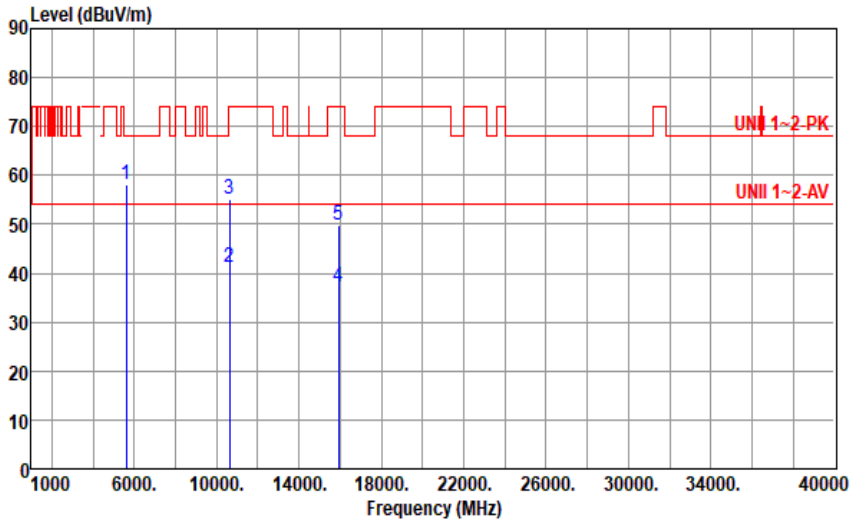

	Freq. MHz	Emission level dBuV/m	Limit dBuV/m	Margin dB	SA reading dBuV	Factor dB/m	Remark	ANT High cm	Turn Table deg
1	5600.00	58.14	68.20	-10.06	57.33	0.81	Peak	294	348
2	10620.00	41.25	54.00	-12.75	31.96	9.29	Average	204	6
3	10620.00	55.02	74.00	-18.98	45.73	9.29	Peak	204	6
4	15930.00	37.25	54.00	-16.75	30.95	6.30	Average	302	314
5	15930.00	49.81	74.00	-24.19	43.51	6.30	Peak	302	314

Note 1: Emission Level (dBuV/m) = SA Reading (dBuV) + Factor* (dB/m)
*Factor includes antenna factor , cable loss and amplifier gain
Note 2: Margin (dB) = Emission level (dBuV/m) – Limit (dBuV/m).

Modulation	be EHT40	**Test Freq. (MHz)**	5310
Polarization	Vertical		

Test By :Brad Wu Temperature(℃):23 Humidity(%):64

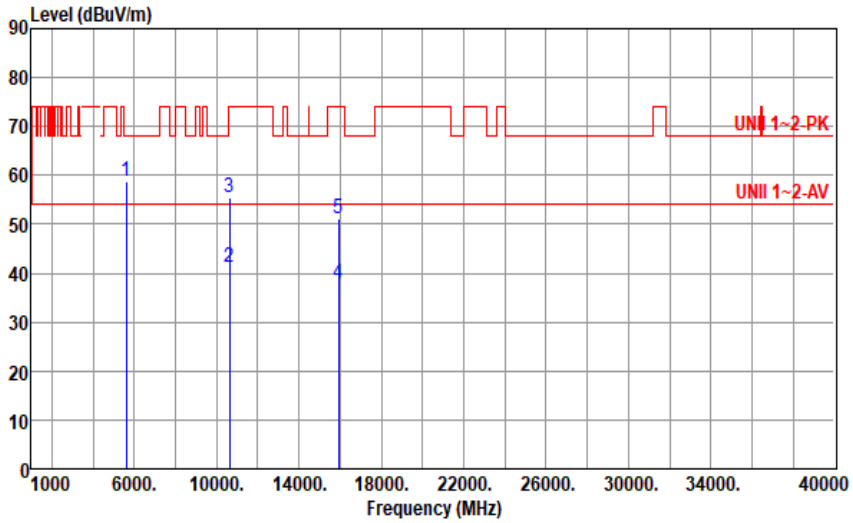

	Freq. MHz	Emission level dBuV/m	Limit dBuV/m	Margin dB	SA reading dBuV	Factor dB/m	Remark	ANT High cm	Turn Table deg
1	5600.00	58.92	68.20	-9.28	58.11	0.81	Peak	231	305
2	10620.00	41.28	54.00	-12.72	31.99	9.29	Average	222	254
3	10620.00	55.36	74.00	-18.64	46.07	9.29	Peak	222	254
4	15930.00	37.91	54.00	-16.09	31.61	6.30	Average	326	264
5	15930.00	51.12	74.00	-22.88	44.82	6.30	Peak	326	264

Note 1: Emission Level (dBuV/m) = SA Reading (dBuV) + Factor* (dB/m)
*Factor includes antenna factor , cable loss and amplifier gain
Note 2: Margin (dB) = Emission level (dBuV/m) – Limit (dBuV/m).

Modulation	be EHT40	**Test Freq. (MHz)**	5510
Polarization	Horizontal		

Test By :Brad Wu Temperature(℃):23 Humidity(%):64

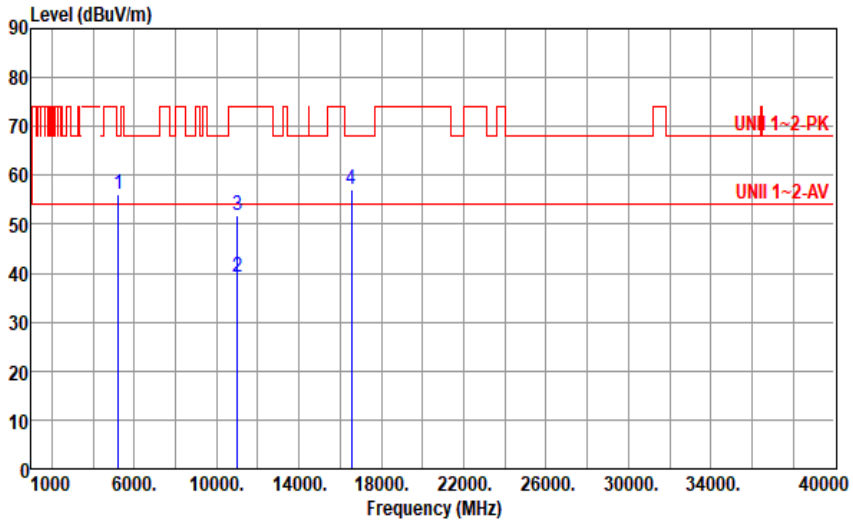

	Freq. MHz	Emission level dBuV/m	Limit dBuV/m	Margin dB	SA reading dBuV	Factor dB/m	Remark	ANT High cm	Turn Table deg
1	5220.00	56.14	68.20	-12.06	55.66	0.48	Peak	149	348
2	11020.00	39.15	54.00	-14.85	29.53	9.62	Average	100	245
3	11020.00	51.86	74.00	-22.14	42.24	9.62	Peak	100	245
4	16530.00	57.28	68.20	-10.92	50.00	7.28	Peak	100	201

Note 1: Emission Level (dBuV/m) = SA Reading (dBuV) + Factor* (dB/m)
*Factor includes antenna factor , cable loss and amplifier gain
Note 2: Margin (dB) = Emission level (dBuV/m) – Limit (dBuV/m).

Modulation	be EHT40	**Test Freq. (MHz)**	5510
Polarization	Vertical		

Test By :Brad Wu Temperature(℃):23 Humidity(%):64

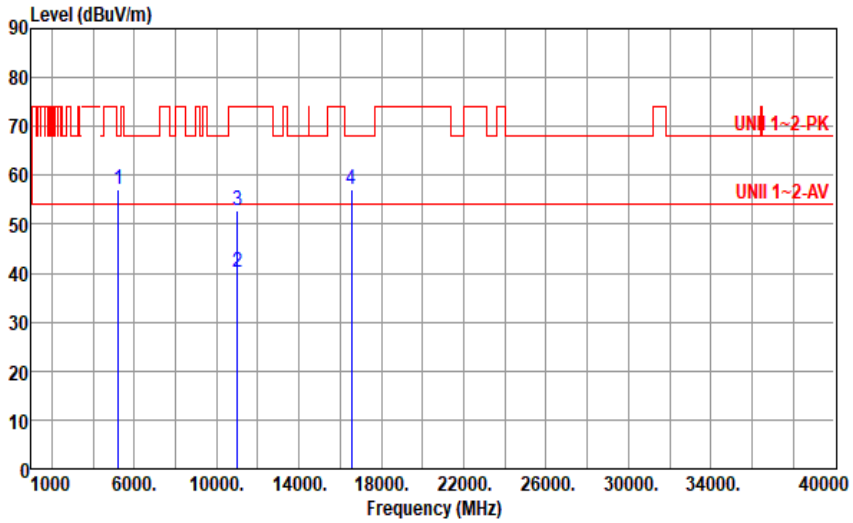

	Freq. MHz	Emission level dBuV/m	Limit dBuV/m	Margin dB	SA reading dBuV	Factor dB/m	Remark	ANT High cm	Turn Table deg
1	5220.00	57.06	68.20	-11.14	56.58	0.48	Peak	131	29
2	11020.00	40.18	54.00	-13.82	30.56	9.62	Average	100	194
3	11020.00	52.76	74.00	-21.24	43.14	9.62	Peak	100	194
4	16530.00	57.21	68.20	-10.99	49.93	7.28	Peak	100	193

Note 1: Emission Level (dBuV/m) = SA Reading (dBuV) + Factor* (dB/m)
*Factor includes antenna factor , cable loss and amplifier gain
Note 2: Margin (dB) = Emission level (dBuV/m) – Limit (dBuV/m).

Modulation	be EHT40	**Test Freq. (MHz)**	5590
Polarization	Horizontal		

Test By :Brad Wu Temperature(℃):23 Humidity(%):64

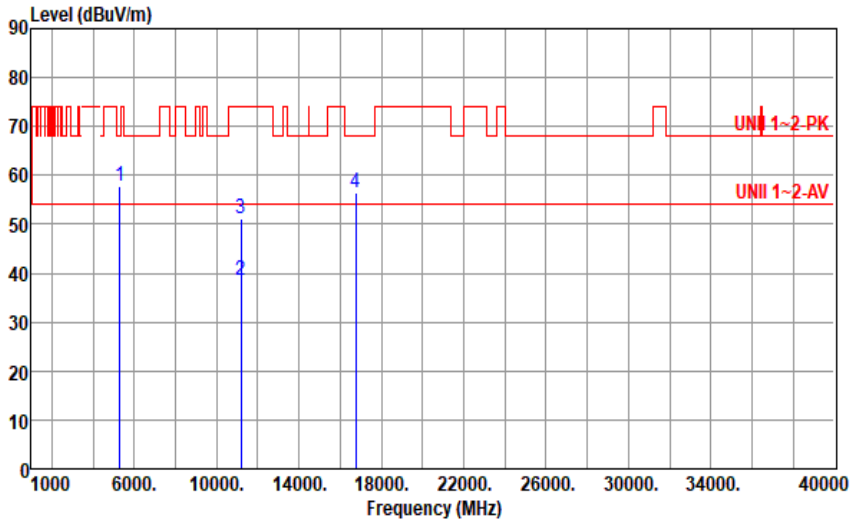

	Freq. MHz	Emission level dBuV/m	Limit dBuV/m	Margin dB	SA reading dBuV	Factor dB/m	Remark	ANT High cm	Turn Table deg
1	5300.00	57.95	68.20	-10.25	57.74	0.21	Peak	222	36
2	11180.00	38.52	54.00	-15.48	29.44	9.08	Average	112	236
3	11180.00	51.29	74.00	-22.71	42.21	9.08	Peak	112	236
4	16770.00	56.41	68.20	-11.79	49.00	7.41	Peak	301	336

Note 1: Emission Level (dBuV/m) = SA Reading (dBuV) + Factor* (dB/m)
*Factor includes antenna factor , cable loss and amplifier gain
Note 2: Margin (dB) = Emission level (dBuV/m) – Limit (dBuV/m).

Modulation	be EHT40	**Test Freq. (MHz)**	5590
Polarization	Vertical		

Test By :Brad Wu Temperature(℃):23 Humidity(%):64

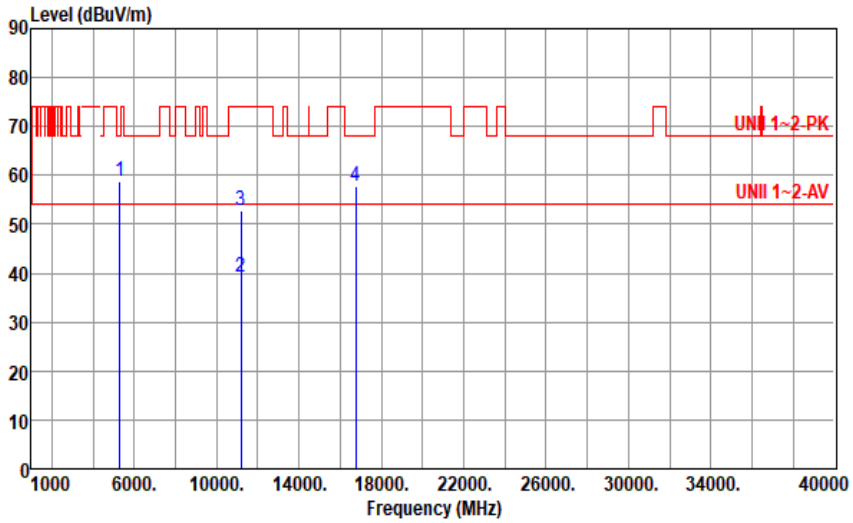

	Freq. MHz	Emission level dBuV/m	Limit dBuV/m	Margin dB	SA reading dBuV	Factor dB/m	Remark	ANT High cm	Turn Table deg
1	5300.00	58.82	68.20	-9.38	58.61	0.21	Peak	141	38
2	11180.00	39.27	54.00	-14.73	30.19	9.08	Average	124	151
3	11180.00	52.65	74.00	-21.35	43.57	9.08	Peak	124	151
4	16770.00	57.64	68.20	-10.56	50.23	7.41	Peak	245	268

Note 1: Emission Level (dBuV/m) = SA Reading (dBuV) + Factor* (dB/m)
*Factor includes antenna factor , cable loss and amplifier gain
Note 2: Margin (dB) = Emission level (dBuV/m) – Limit (dBuV/m).

Modulation	be EHT40	**Test Freq. (MHz)**	5670
Polarization	Horizontal		

Test By :Brad Wu Temperature(℃):23 Humidity(%):64

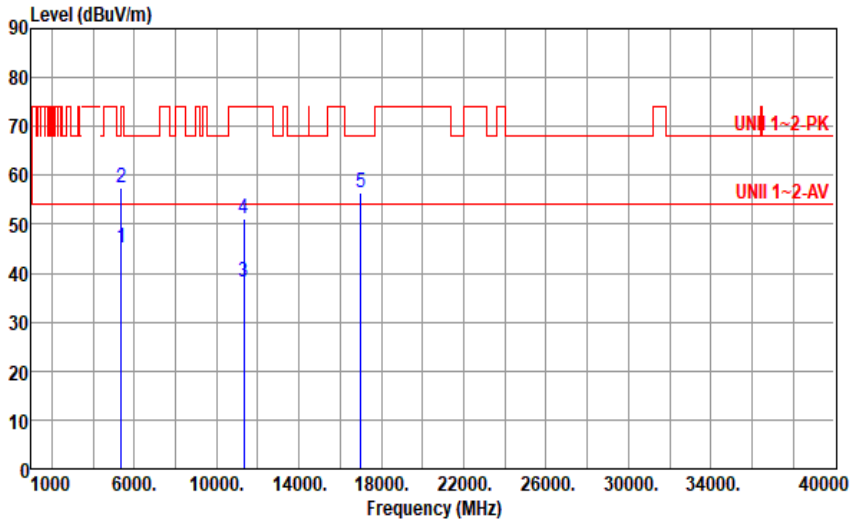

	Freq. MHz	Emission level dBuV/m	Limit dBuV/m	Margin dB	SA reading dBuV	Factor dB/m	Remark	ANT High cm	Turn Table deg
1	5380.00	45.26	54.00	-8.74	44.86	0.40	Average	291	14
2	5380.00	57.58	74.00	-16.42	57.18	0.40	Peak	291	14
3	11340.00	38.11	54.00	-15.89	29.03	9.08	Average	100	196
4	11340.00	51.25	74.00	-22.75	42.17	9.08	Peak	100	196
5	17010.00	56.46	68.20	-11.74	49.06	7.40	Peak	100	238

Note 1: Emission Level (dBuV/m) = SA Reading (dBuV) + Factor* (dB/m)
*Factor includes antenna factor , cable loss and amplifier gain
Note 2: Margin (dB) = Emission level (dBuV/m) – Limit (dBuV/m).

Modulation	be EHT40	**Test Freq. (MHz)**	5670
Polarization	Vertical		

Test By :Brad Wu Temperature(℃):23 Humidity(%):64

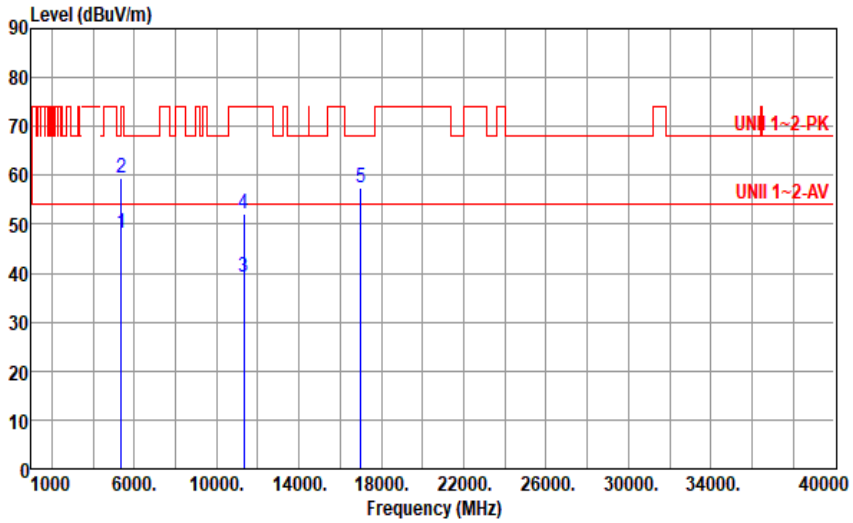

	Freq. MHz	Emission level dBuV/m	Limit dBuV/m	Margin dB	SA reading dBuV	Factor dB/m	Remark	ANT High cm	Turn Table deg
1	5380.00	48.11	54.00	-5.89	47.71	0.40	Average	165	192
2	5380.00	59.56	74.00	-14.44	59.16	0.40	Peak	165	192
3	11340.00	39.28	54.00	-14.72	30.20	9.08	Average	100	147
4	11340.00	52.15	74.00	-21.85	43.07	9.08	Peak	100	147
5	17010.00	57.48	68.20	-10.72	50.08	7.40	Peak	100	165

Note 1: Emission Level (dBuV/m) = SA Reading (dBuV) + Factor* (dB/m)
*Factor includes antenna factor , cable loss and amplifier gain
Note 2: Margin (dB) = Emission level (dBuV/m) – Limit (dBuV/m).

Modulation	be EHT40	**Test Freq. (MHz)**	5710
Polarization	Horizontal		

Test By :Brad Wu Temperature(℃):23 Humidity(%):64

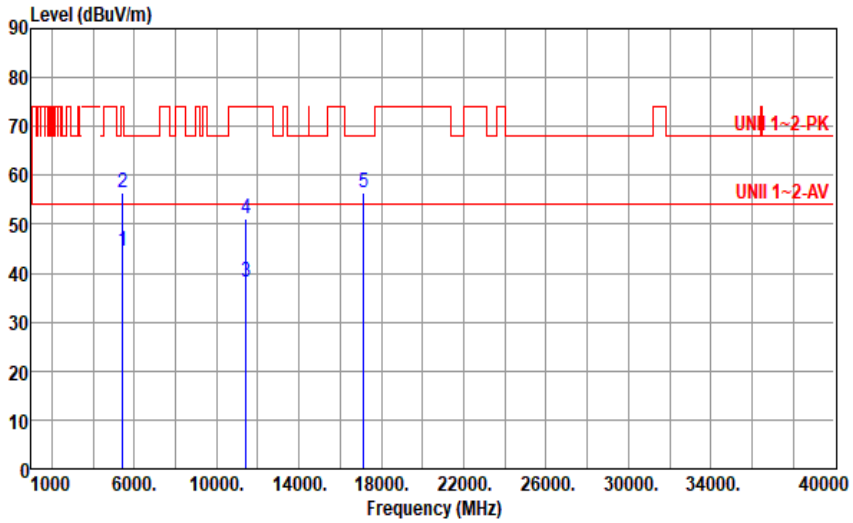

	Freq. MHz	Emission level dBuV/m	Limit dBuV/m	Margin dB	SA reading dBuV	Factor dB/m	Remark	ANT High cm	Turn Table deg
1	5420.00	44.65	54.00	-9.35	44.12	0.53	Average	188	161
2	5420.00	56.45	74.00	-17.55	55.92	0.53	Peak	188	161
3	11420.00	38.05	54.00	-15.95	28.95	9.10	Average	100	261
4	11420.00	51.16	74.00	-22.84	42.06	9.10	Peak	100	261
5	17130.00	56.32	68.20	-11.88	49.50	6.82	Peak	100	243

Note 1: Emission Level (dBuV/m) = SA Reading (dBuV) + Factor* (dB/m)
*Factor includes antenna factor , cable loss and amplifier gain
Note 2: Margin (dB) = Emission level (dBuV/m) – Limit (dBuV/m).

Modulation	be EHT40	**Test Freq. (MHz)**	5710
Polarization	Vertical		

Test By :Brad Wu Temperature(℃):23 Humidity(%):64

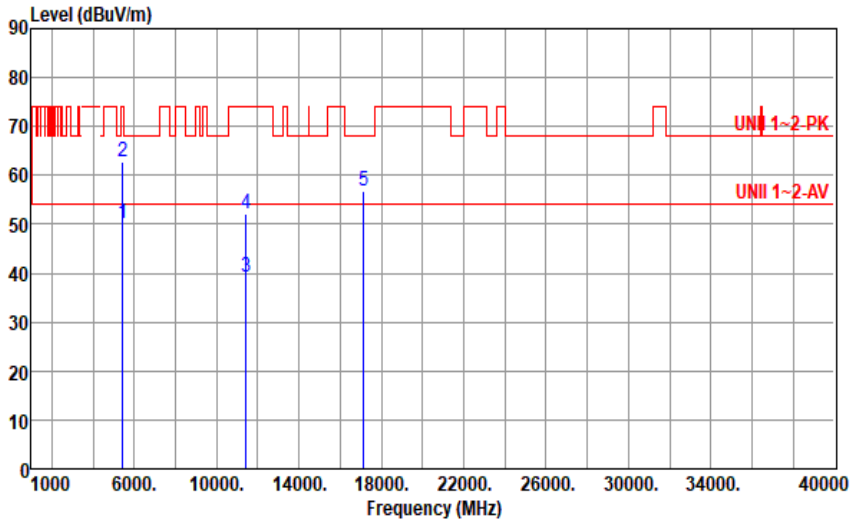

	Freq. MHz	Emission level dBuV/m	Limit dBuV/m	Margin dB	SA reading dBuV	Factor dB/m	Remark	ANT High cm	Turn Table deg
1	5420.00	50.04	54.00	-3.96	49.51	0.53	Average	231	136
2	5420.00	62.82	74.00	-11.18	62.29	0.53	Peak	231	136
3	11420.00	39.25	54.00	-14.75	30.15	9.10	Average	100	186
4	11420.00	52.21	74.00	-21.79	43.11	9.10	Peak	100	186
5	17130.00	56.95	68.20	-11.25	50.13	6.82	Peak	100	201

Note 1: Emission Level (dBuV/m) = SA Reading (dBuV) + Factor* (dB/m)
*Factor includes antenna factor , cable loss and amplifier gain
Note 2: Margin (dB) = Emission level (dBuV/m) – Limit (dBuV/m).

Modulation	be EHT40	**Test Freq. (MHz)**	5755
Polarization	Horizontal		

Test By :Brad Wu Temperature(℃):23 Humidity(%):64

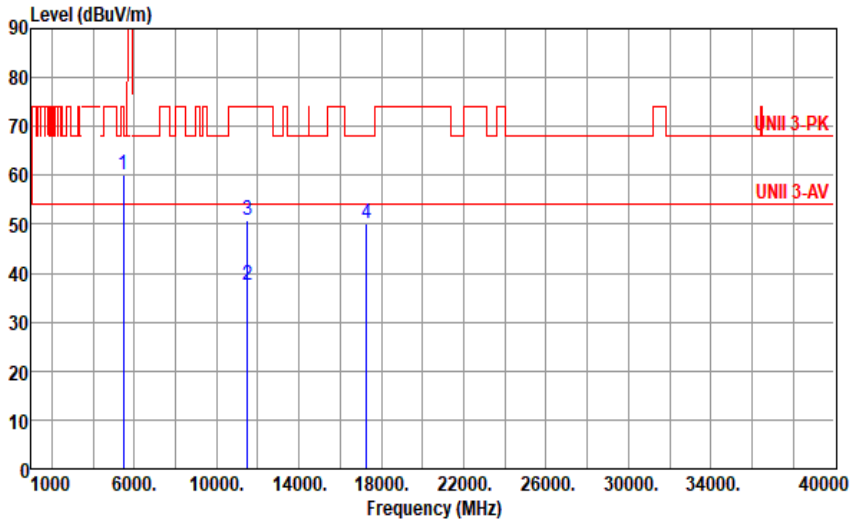

	Freq. MHz	Emission level dBuV/m	Limit dBuV/m	Margin dB	SA reading dBuV	Factor dB/m	Remark	ANT High cm	Turn Table deg
1	5465.00	60.25	68.20	-7.95	59.54	0.71	Peak	203	168
2	11510.00	37.45	54.00	-16.55	28.25	9.20	Average	204	316
3	11510.00	50.68	74.00	-23.32	41.48	9.20	Peak	204	316
4	17265.00	50.24	68.20	-17.96	43.14	7.10	Peak	114	129

Note 1: Emission Level (dBuV/m) = SA Reading (dBuV) + Factor* (dB/m)
*Factor includes antenna factor , cable loss and amplifier gain
Note 2: Margin (dB) = Emission level (dBuV/m) – Limit (dBuV/m).

Modulation	be EHT40	**Test Freq. (MHz)**	5755
Polarization	Vertical		

Test By :Brad Wu Temperature(℃):23 Humidity(%):64

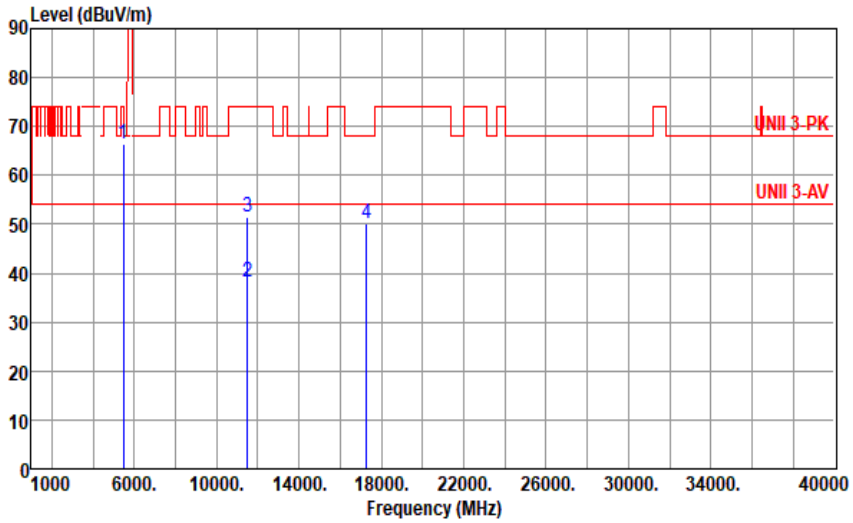

	Freq. MHz	Emission level dBuV/m	Limit dBuV/m	Margin dB	SA reading dBuV	Factor dB/m	Remark	ANT High cm	Turn Table deg
1	5465.00	66.40	68.20	-1.80	65.69	0.71	Peak	252	148
2	11510.00	38.25	54.00	-15.75	29.05	9.20	Average	111	219
3	11510.00	51.36	74.00	-22.64	42.16	9.20	Peak	111	219
4	17265.00	50.24	68.20	-17.96	43.14	7.10	Peak	201	254

Note 1: Emission Level (dBuV/m) = SA Reading (dBuV) + Factor* (dB/m)
*Factor includes antenna factor , cable loss and amplifier gain
Note 2: Margin (dB) = Emission level (dBuV/m) – Limit (dBuV/m).

Modulation	be EHT40	**Test Freq. (MHz)**	5795
Polarization	Horizontal		

Test By :Brad Wu Temperature(℃):23 Humidity(%):64

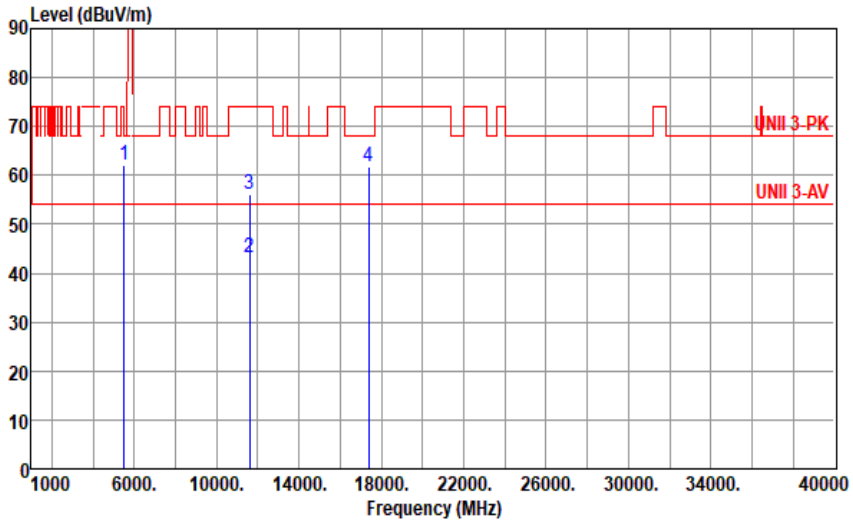

	Freq. MHz	Emission level dBuV/m	Limit dBuV/m	Margin dB	SA reading dBuV	Factor dB/m	Remark	ANT High cm	Turn Table deg
1	5505.00	62.24	68.20	-5.96	61.43	0.81	Peak	101	9
2	11590.00	43.21	54.00	-10.79	34.23	8.98	Average	288	146
3	11590.00	56.25	74.00	-17.75	47.27	8.98	Peak	288	146
4	17385.00	61.84	68.20	-6.36	54.22	7.62	Peak	266	309

Note 1: Emission Level (dBuV/m) = SA Reading (dBuV) + Factor* (dB/m)
*Factor includes antenna factor , cable loss and amplifier gain
Note 2: Margin (dB) = Emission level (dBuV/m) – Limit (dBuV/m).

Modulation	be EHT40	**Test Freq. (MHz)**	5795
Polarization	Vertical		

Test By :Brad Wu Temperature(℃):23 Humidity(%):64

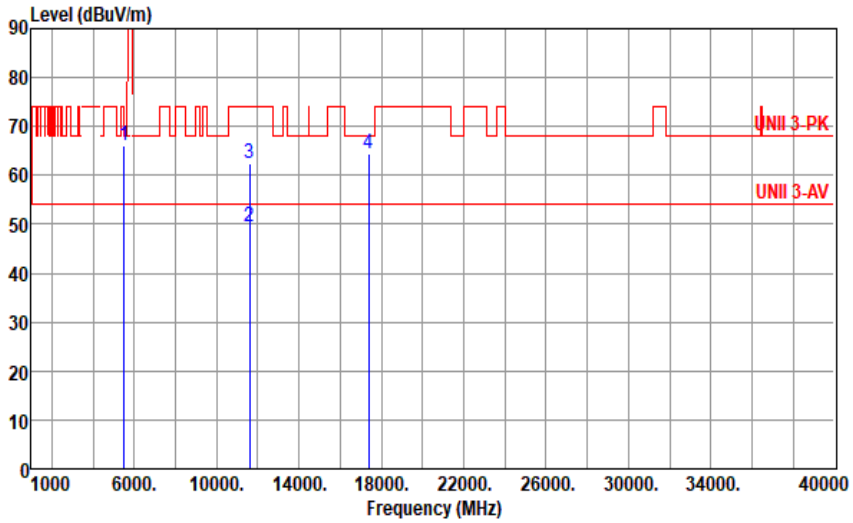

	Freq. MHz	Emission level dBuV/m	Limit dBuV/m	Margin dB	SA reading dBuV	Factor dB/m	Remark	ANT High cm	Turn Table deg
1	5505.00	65.98	68.20	-2.22	65.17	0.81	Peak	248	135
2	11590.00	49.56	54.00	-4.44	40.58	8.98	Average	141	225
3	11590.00	62.48	74.00	-11.52	53.50	8.98	Peak	141	225
4	17385.00	64.29	68.20	-3.91	56.67	7.62	Peak	330	268

Note 1: Emission Level (dBuV/m) = SA Reading (dBuV) + Factor* (dB/m)
*Factor includes antenna factor , cable loss and amplifier gain
Note 2: Margin (dB) = Emission level (dBuV/m) – Limit (dBuV/m).

Modulation	be EHT80	**Test Freq. (MHz)**	5210
Polarization	Horizontal		

Test By :Brad Wu Temperature(℃):23 Humidity(%):64

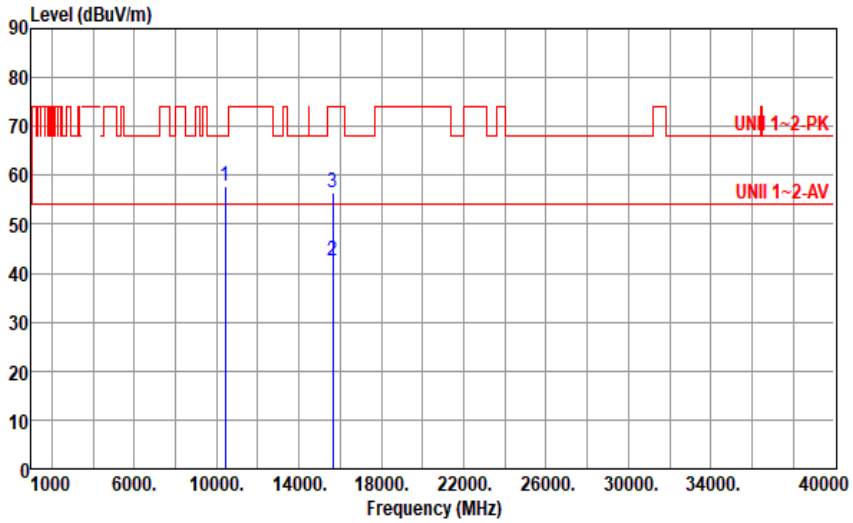

	Freq. MHz	Emission level dBuV/m	Limit dBuV/m	Margin dB	SA reading dBuV	Factor dB/m	Remark	ANT High cm	Turn Table deg
1	10420.00	57.65	68.20	-10.55	48.64	9.01	Peak	278	302
2	15630.00	42.65	54.00	-11.35	36.50	6.15	Average	301	216
3	15630.00	56.34	74.00	-17.66	50.19	6.15	Peak	301	216

Note 1: Emission Level (dBuV/m) = SA Reading (dBuV) + Factor* (dB/m)
*Factor includes antenna factor , cable loss and amplifier gain
Note 2: Margin (dB) = Emission level (dBuV/m) – Limit (dBuV/m).

Modulation	be EHT80	**Test Freq. (MHz)**	5210
Polarization	Vertical		

Test By :Brad Wu Temperature(℃):23 Humidity(%):64

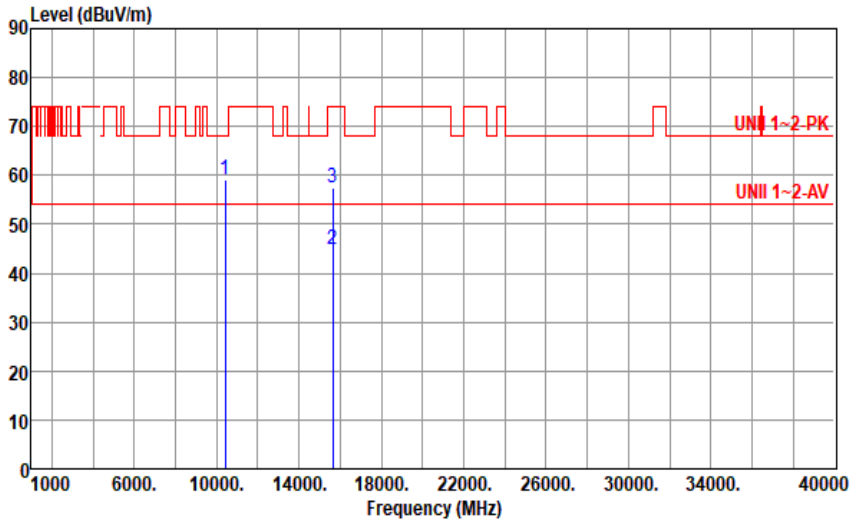

	Freq. MHz	Emission level dBuV/m	Limit dBuV/m	Margin dB	SA reading dBuV	Factor dB/m	Remark	ANT High cm	Turn Table deg
1	10420.00	59.16	68.20	-9.04	50.15	9.01	Peak	202	251
2	15630.00	44.68	54.00	-9.32	38.53	6.15	Average	288	265
3	15630.00	57.44	74.00	-16.56	51.29	6.15	Peak	288	265

Note 1: Emission Level (dBuV/m) = SA Reading (dBuV) + Factor* (dB/m)
*Factor includes antenna factor , cable loss and amplifier gain
Note 2: Margin (dB) = Emission level (dBuV/m) – Limit (dBuV/m).

Modulation	be EHT80	**Test Freq. (MHz)**	5290
Polarization	Horizontal		

Test By :Brad Wu- Temperature(℃):23 Humidity(%):64

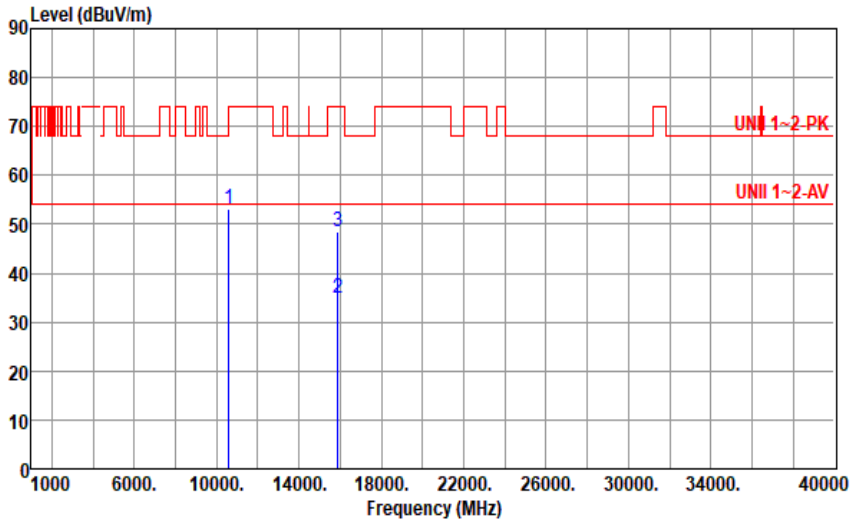

	Freq. MHz	Emission level dBuV/m	Limit dBuV/m	Margin dB	SA reading dBuV	Factor dB/m	Remark	ANT High cm	Turn Table deg
1	10580.00	53.28	68.20	-14.92	44.08	9.20	Peak	231	46
2	15870.00	34.77	54.00	-19.23	28.63	6.14	Average	132	28
3	15870.00	48.64	74.00	-25.36	42.50	6.14	Peak	132	28

Note 1: Emission Level (dBuV/m) = SA Reading (dBuV) + Factor* (dB/m)
*Factor includes antenna factor , cable loss and amplifier gain
Note 2: Margin (dB) = Emission level (dBuV/m) – Limit (dBuV/m).

Modulation	be EHT80	**Test Freq. (MHz)**	5290
Polarization	Vertical		

Test By :Brad Wu- Temperature(℃):23 Humidity(%):64

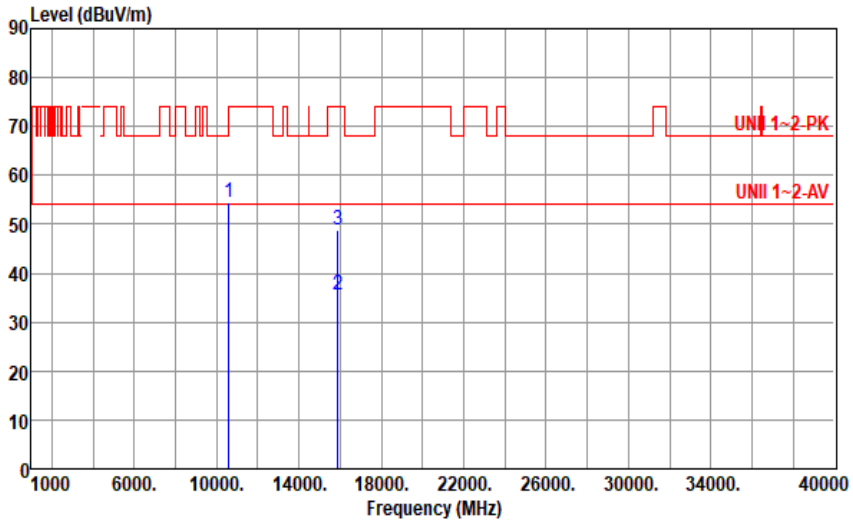

	Freq. MHz	Emission level dBuV/m	Limit dBuV/m	Margin dB	SA reading dBuV	Factor dB/m	Remark	ANT High cm	Turn Table deg
1	10580.00	54.49	68.20	-13.71	45.29	9.20	Peak	241	275
2	15870.00	35.37	54.00	-18.63	29.23	6.14	Average	310	259
3	15870.00	48.74	74.00	-25.26	42.60	6.14	Peak	310	259

Note 1: Emission Level (dBuV/m) = SA Reading (dBuV) + Factor* (dB/m)
*Factor includes antenna factor , cable loss and amplifier gain
Note 2: Margin (dB) = Emission level (dBuV/m) – Limit (dBuV/m).

Modulation	be EHT80	**Test Freq. (MHz)**	5530
Polarization	Horizontal		

Test By :Brad Wu- Temperature(℃):23 Humidity(%):64

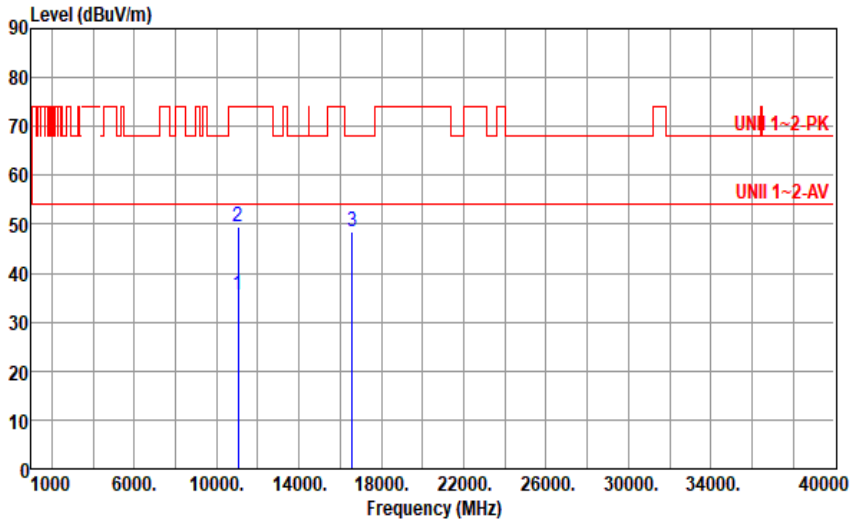

	Freq. MHz	Emission level dBuV/m	Limit dBuV/m	Margin dB	SA reading dBuV	Factor dB/m	Remark	ANT High cm	Turn Table deg
1	11060.00	35.69	54.00	-18.31	26.19	9.50	Average	100	159
2	11060.00	49.40	74.00	-24.60	39.90	9.50	Peak	100	159
3	16590.00	48.57	68.20	-19.63	41.25	7.32	Peak	100	204

Note 1: Emission Level (dBuV/m) = SA Reading (dBuV) + Factor* (dB/m)
*Factor includes antenna factor , cable loss and amplifier gain
Note 2: Margin (dB) = Emission level (dBuV/m) – Limit (dBuV/m).

Modulation	be EHT80	**Test Freq. (MHz)**	5530
Polarization	Vertical		

Test By :Brad Wu- Temperature(℃):23 Humidity(%):64

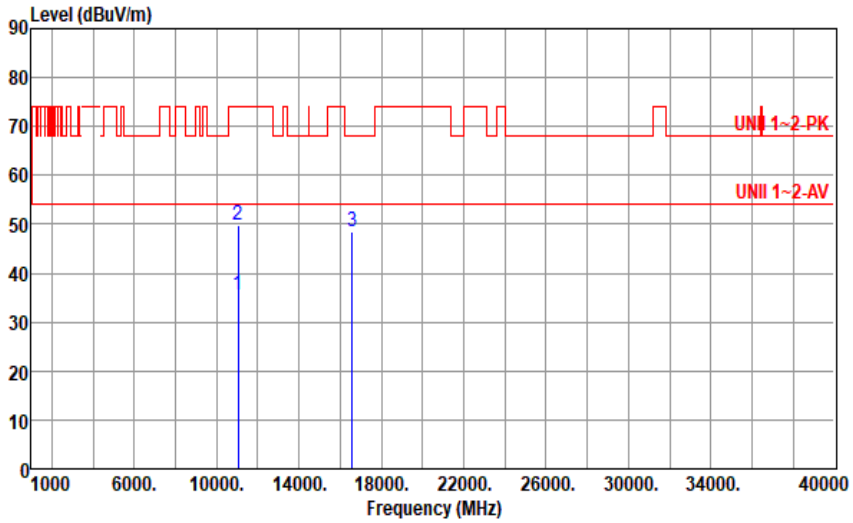

	Freq. MHz	Emission level dBuV/m	Limit dBuV/m	Margin dB	SA reading dBuV	Factor dB/m	Remark	ANT High cm	Turn Table deg
1	11060.00	35.61	54.00	-18.39	26.11	9.50	Average	100	184
2	11060.00	49.75	74.00	-24.25	40.25	9.50	Peak	100	184
3	16590.00	48.32	68.20	-19.88	41.00	7.32	Peak	100	223

Note 1: Emission Level (dBuV/m) = SA Reading (dBuV) + Factor* (dB/m)
*Factor includes antenna factor , cable loss and amplifier gain
Note 2: Margin (dB) = Emission level (dBuV/m) – Limit (dBuV/m).

Modulation	be EHT80	**Test Freq. (MHz)**	5610
Polarization	Horizontal		

Test By :Brad Wu- Temperature(℃):23 Humidity(%):64

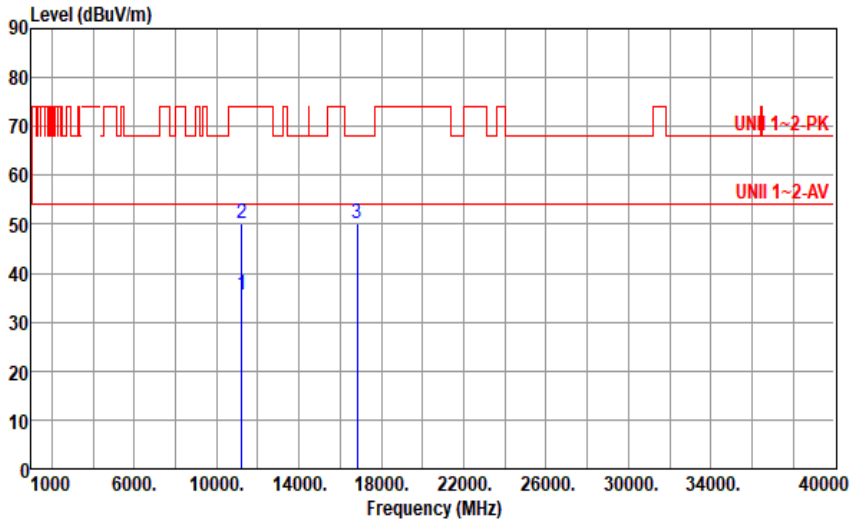

	Freq. MHz	Emission level dBuV/m	Limit dBuV/m	Margin dB	SA reading dBuV	Factor dB/m	Remark	ANT High cm	Turn Table deg
1	11220.00	35.68	54.00	-18.32	26.66	9.02	Average	100	91
2	11220.00	50.09	74.00	-23.91	41.07	9.02	Peak	100	91
3	16830.00	50.22	68.20	-17.98	42.71	7.51	Peak	100	291

Note 1: Emission Level (dBuV/m) = SA Reading (dBuV) + Factor* (dB/m)
*Factor includes antenna factor , cable loss and amplifier gain
Note 2: Margin (dB) = Emission level (dBuV/m) – Limit (dBuV/m).

Modulation	be EHT80	**Test Freq. (MHz)**	5610
Polarization	Vertical		

Test By :Brad Wu- Temperature(℃):23 Humidity(%):64

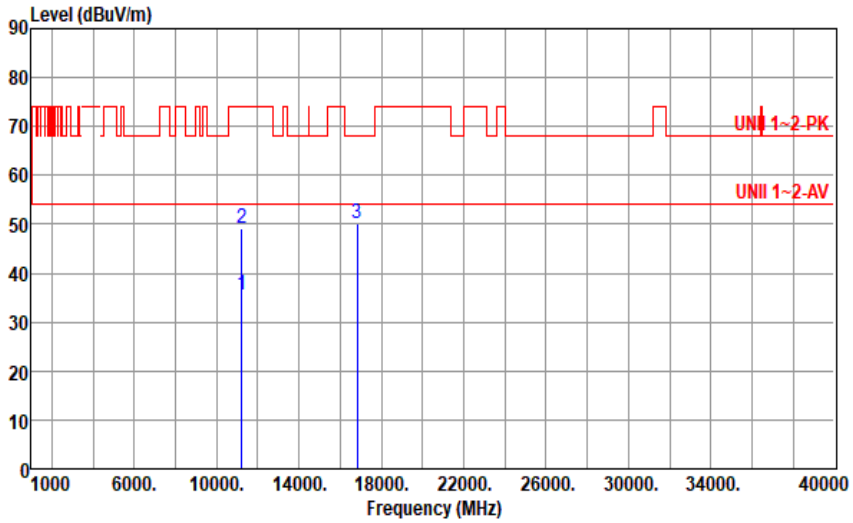

	Freq. MHz	Emission level dBuV/m	Limit dBuV/m	Margin dB	SA reading dBuV	Factor dB/m	Remark	ANT High cm	Turn Table deg
1	11220.00	35.58	54.00	-18.42	26.56	9.02	Average	100	117
2	11220.00	49.20	74.00	-24.80	40.18	9.02	Peak	100	117
3	16830.00	50.29	68.20	-17.91	42.78	7.51	Peak	100	252

Note 1: Emission Level (dBuV/m) = SA Reading (dBuV) + Factor* (dB/m)
*Factor includes antenna factor , cable loss and amplifier gain
Note 2: Margin (dB) = Emission level (dBuV/m) – Limit (dBuV/m).

Modulation	be EHT80	**Test Freq. (MHz)**	5690
Polarization	Horizontal		

Test By :Brad Wu- Temperature(℃):23 Humidity(%):64

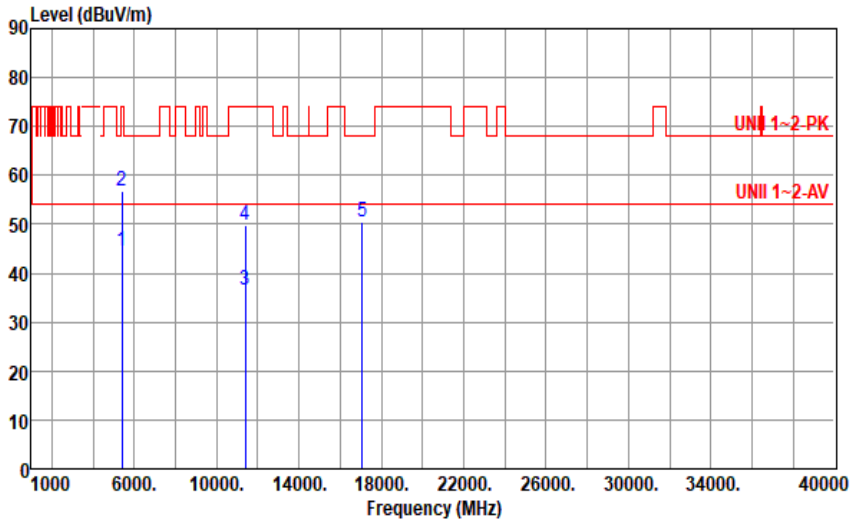

	Freq. MHz	Emission level dBuV/m	Limit dBuV/m	Margin dB	SA reading dBuV	Factor dB/m	Remark	ANT High cm	Turn Table deg
1	5400.00	44.52	54.00	-9.48	44.08	0.44	Average	233	15
2	5400.00	56.65	74.00	-17.35	56.21	0.44	Peak	233	15
3	11380.00	36.69	54.00	-17.31	27.61	9.08	Average	100	163
4	11380.00	49.80	74.00	-24.20	40.72	9.08	Peak	100	163
5	17070.00	50.39	68.20	-17.81	43.23	7.16	Peak	100	217

Note 1: Emission Level (dBuV/m) = SA Reading (dBuV) + Factor* (dB/m)
*Factor includes antenna factor , cable loss and amplifier gain
Note 2: Margin (dB) = Emission level (dBuV/m) – Limit (dBuV/m).

Modulation	be EHT80	**Test Freq. (MHz)**	5690
Polarization	Vertical		

Test By :Brad Wu Temperature(℃):23 Humidity(%):64

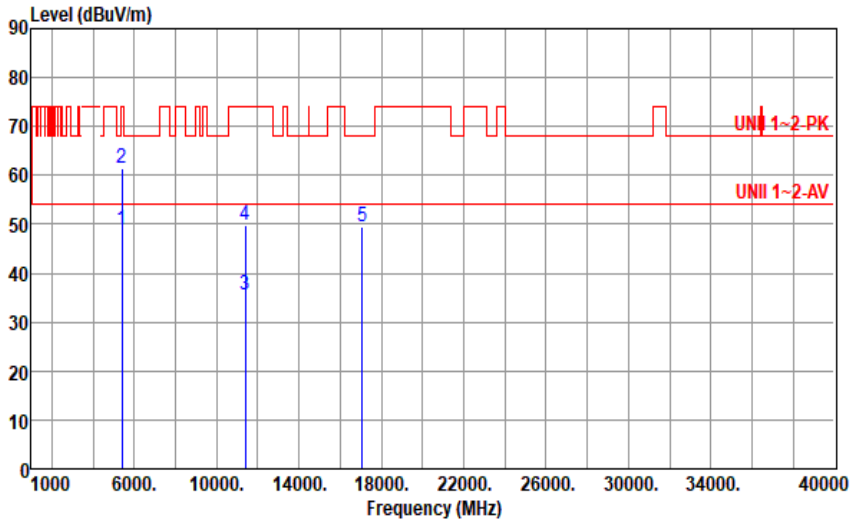

	Freq. MHz	Emission level dBuV/m	Limit dBuV/m	Margin dB	SA reading dBuV	Factor dB/m	Remark	ANT High cm	Turn Table deg
1	5400.00	48.80	54.00	-5.20	48.36	0.44	Average	154	7
2	5400.00	61.55	74.00	-12.45	61.11	0.44	Peak	154	7
3	11380.00	35.45	54.00	-18.55	26.37	9.08	Average	100	148
4	11380.00	49.71	74.00	-24.29	40.63	9.08	Peak	100	148
5	17070.00	49.61	68.20	-18.59	42.45	7.16	Peak	100	190

Note 1: Emission Level (dBuV/m) = SA Reading (dBuV) + Factor* (dB/m)
*Factor includes antenna factor , cable loss and amplifier gain
Note 2: Margin (dB) = Emission level (dBuV/m) – Limit (dBuV/m).

Modulation	be EHT80	**Test Freq. (MHz)**	5775
Polarization	Horizontal		

Test By :Brad Wu- Temperature(℃):23 Humidity(%):64

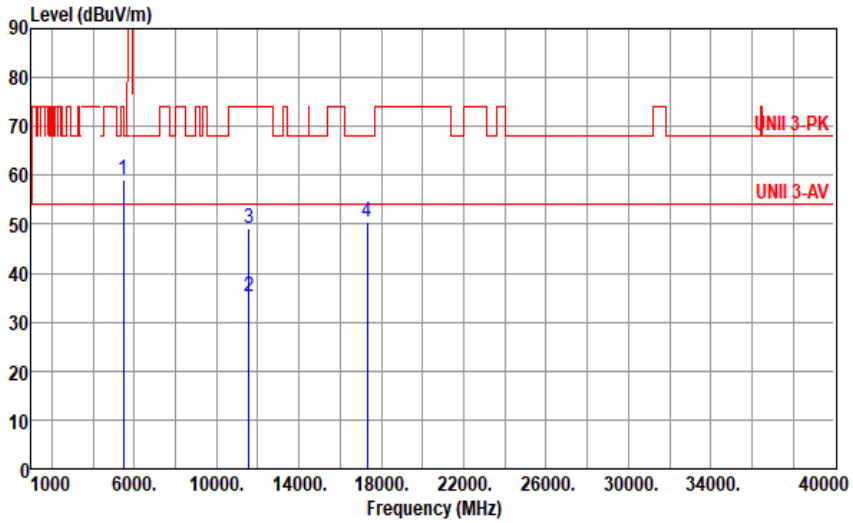

	Freq. MHz	Emission level dBuV/m	Limit dBuV/m	Margin dB	SA reading dBuV	Factor dB/m	Remark	ANT High cm	Turn Table deg
1	5485.00	59.23	68.20	-8.97	58.46	0.77	Peak	169	8
2	11550.00	35.33	54.00	-18.67	26.20	9.13	Average	100	67
3	11550.00	49.11	74.00	-24.89	39.98	9.13	Peak	100	67
4	17325.00	50.63	68.20	-17.57	43.34	7.29	Peak	100	137

Note 1: Emission Level (dBuV/m) = SA Reading (dBuV) + Factor* (dB/m)
*Factor includes antenna factor , cable loss and amplifier gain
Note 2: Margin (dB) = Emission level (dBuV/m) – Limit (dBuV/m).

Modulation	be EHT80	**Test Freq. (MHz)**	5775
Polarization	Vertical		

Test By :Brad Wu Temperature(℃):23 Humidity(%):64

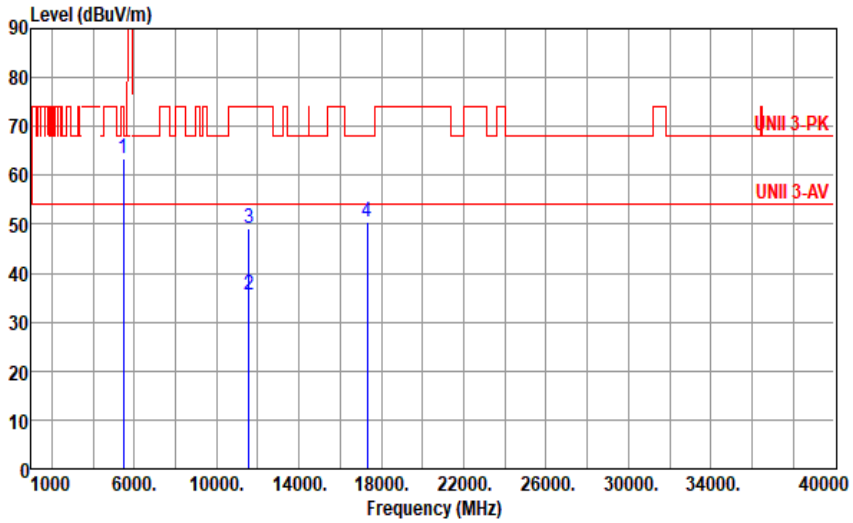

	Freq. MHz	Emission level dBuV/m	Limit dBuV/m	Margin dB	SA reading dBuV	Factor dB/m	Remark	ANT High cm	Turn Table deg
1	5485.00	63.49	68.20	-4.71	62.72	0.77	Peak	288	134
2	11550.00	35.59	54.00	-18.41	26.46	9.13	Average	100	83
3	11550.00	49.20	74.00	-24.80	40.07	9.13	Peak	100	83
4	17325.00	50.57	68.20	-17.63	43.28	7.29	Peak	100	142

Note 1: Emission Level (dBuV/m) = SA Reading (dBuV) + Factor* (dB/m)
*Factor includes antenna factor , cable loss and amplifier gain
Note 2: Margin (dB) = Emission level (dBuV/m) – Limit (dBuV/m).

Modulation	be EHT160	**Test Freq. (MHz)**	5250
Polarization	Horizontal		

Test By :Brad Wu- Temperature(℃):23 Humidity(%):64

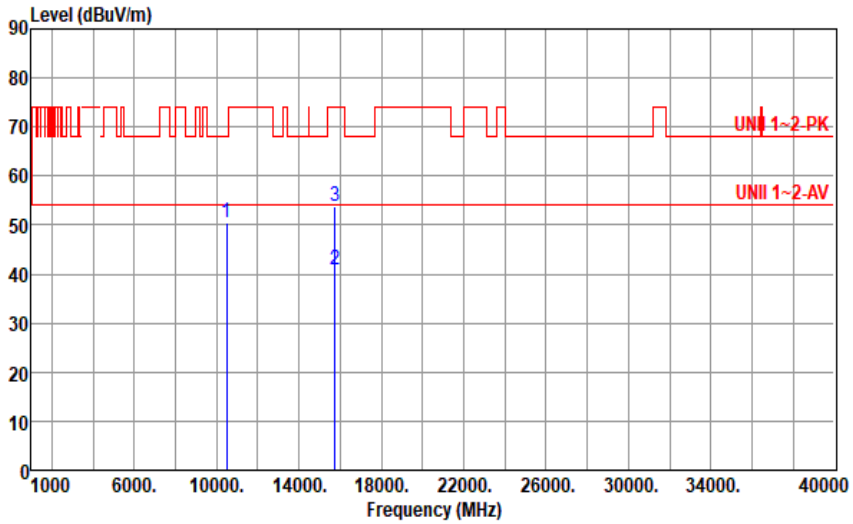

	Freq. MHz	Emission level dBuV/m	Limit dBuV/m	Margin dB	SA reading dBuV	Factor dB/m	Remark	ANT High cm	Turn Table deg
1	10500.00	50.46	68.20	-17.74	41.22	9.24	Peak	100	192
2	15750.00	40.76	54.00	-13.24	34.53	6.23	Average	100	129
3	15750.00	53.82	74.00	-20.18	47.59	6.23	Peak	100	129

Note 1: Emission Level (dBuV/m) = SA Reading (dBuV) + Factor* (dB/m)
*Factor includes antenna factor , cable loss and amplifier gain
Note 2: Margin (dB) = Emission level (dBuV/m) – Limit (dBuV/m).

Modulation	be EHT160	**Test Freq. (MHz)**	5250
Polarization	Vertical		

Test By :Brad Wu- Temperature(℃):23 Humidity(%):64

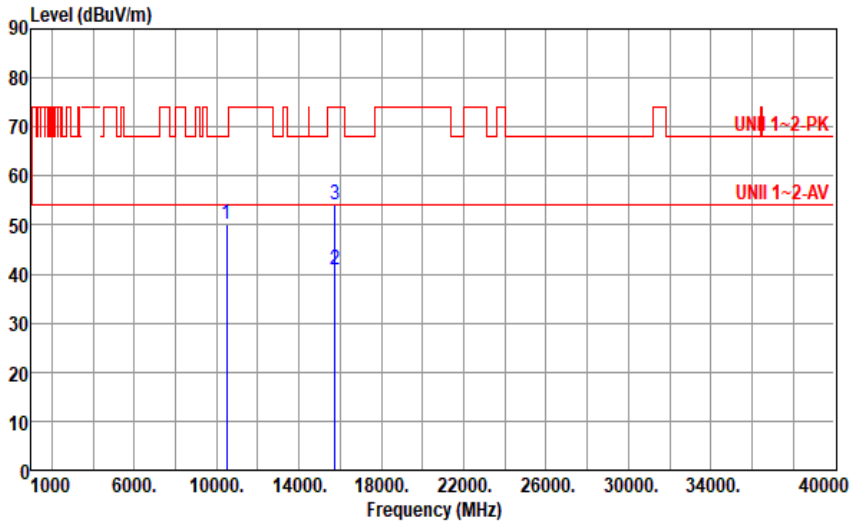

	Freq. MHz	Emission level dBuV/m	Limit dBuV/m	Margin dB	SA reading dBuV	Factor dB/m	Remark	ANT High cm	Turn Table deg
1	10500.00	50.19	68.20	-18.01	40.95	9.24	Peak	100	224
2	15750.00	40.70	54.00	-13.30	34.47	6.23	Average	100	118
3	15750.00	54.04	74.00	-19.96	47.81	6.23	Peak	100	118

Note 1: Emission Level (dBuV/m) = SA Reading (dBuV) + Factor* (dB/m)
*Factor includes antenna factor , cable loss and amplifier gain
Note 2: Margin (dB) = Emission level (dBuV/m) – Limit (dBuV/m).

Modulation	be EHT160	**Test Freq. (MHz)**	5570
Polarization	Horizontal		

Test By :Brad Wu- Temperature(℃):23 Humidity(%):64

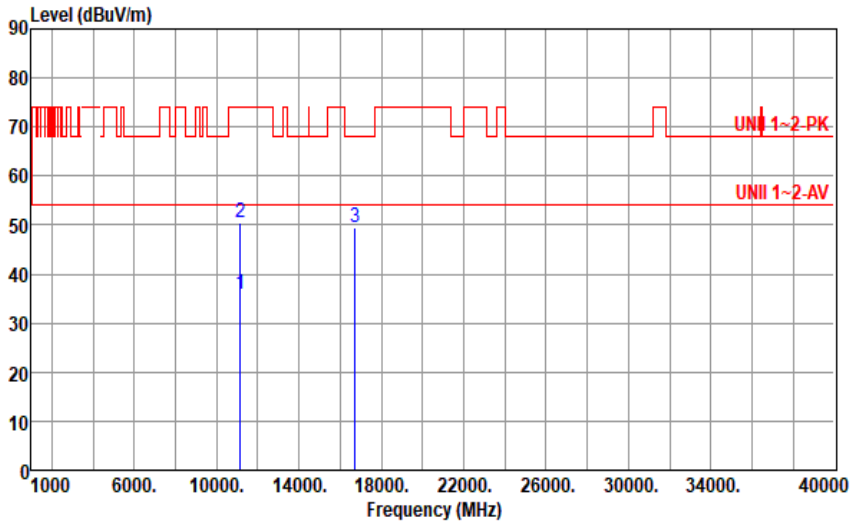

	Freq. MHz	Emission level dBuV/m	Limit dBuV/m	Margin dB	SA reading dBuV	Factor dB/m	Remark	ANT High cm	Turn Table deg
1	11140.00	35.93	54.00	-18.07	26.79	9.14	Average	100	113
2	11140.00	50.51	74.00	-23.49	41.37	9.14	Peak	100	113
3	16710.00	49.60	68.20	-18.60	42.12	7.48	Peak	100	158

Note 1: Emission Level (dBuV/m) = SA Reading (dBuV) + Factor* (dB/m)
*Factor includes antenna factor , cable loss and amplifier gain
Note 2: Margin (dB) = Emission level (dBuV/m) – Limit (dBuV/m).

Modulation	be EHT160	**Test Freq. (MHz)**	5570
Polarization	Vertical		

Test By :Brad Wu- Temperature(℃):23 Humidity(%):64

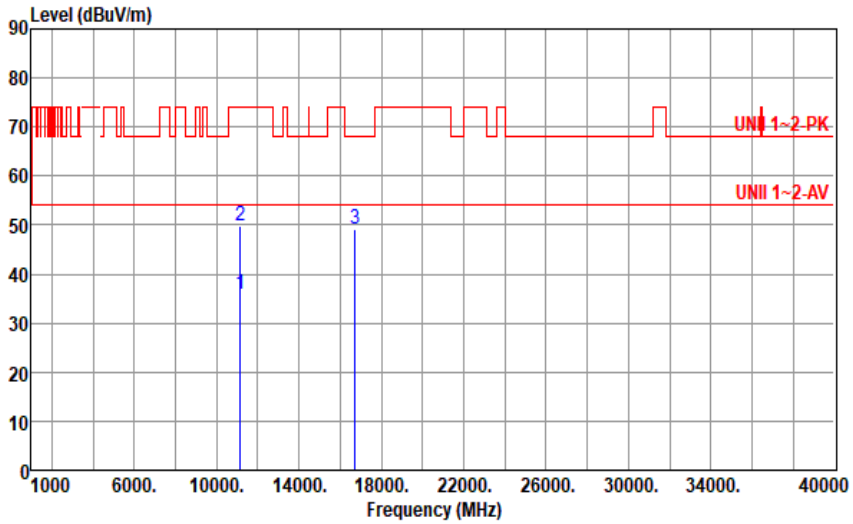

	Freq. MHz	Emission level dBuV/m	Limit dBuV/m	Margin dB	SA reading dBuV	Factor dB/m	Remark	ANT High cm	Turn Table deg
1	11140.00	35.73	54.00	-18.27	26.59	9.14	Average	100	125
2	11140.00	49.88	74.00	-24.12	40.74	9.14	Peak	100	125
3	16710.00	49.23	68.20	-18.97	41.75	7.48	Peak	100	173

Note 1: Emission Level (dBuV/m) = SA Reading (dBuV) + Factor* (dB/m)
*Factor includes antenna factor , cable loss and amplifier gain
Note 2: Margin (dB) = Emission level (dBuV/m) – Limit (dBuV/m).

Modulation	11a	Test Freq. (MHz)	5180
Polarization	Horizontal-Peak		

Test By :Brad Wu Temperature(℃):22 Humidity(%):66

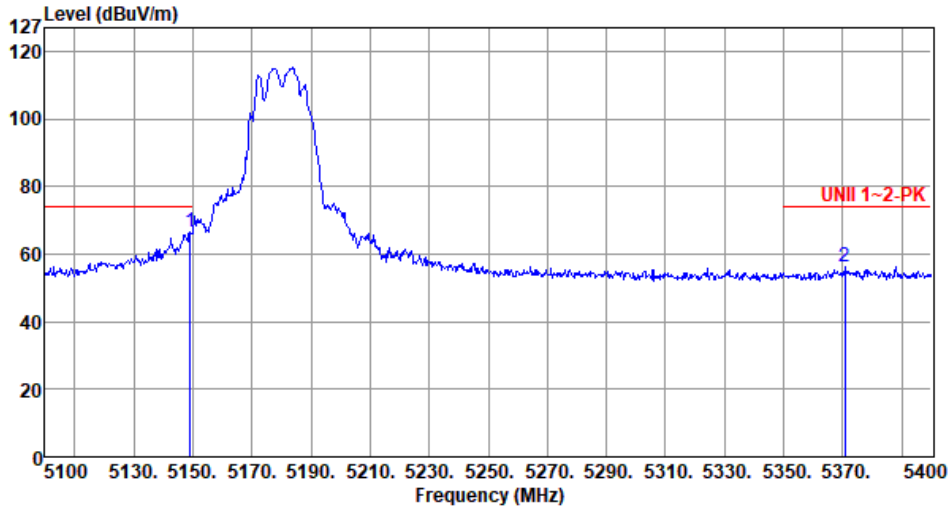

	Freq. MHz	Emission level dBuV/m	Limit dBuV/m	Margin dB	SA reading dBuV	Factor dB/m	Remark	ANT High cm	Turn Table deg
1	5149.20	66.60	74.00	-7.40	65.51	1.09	Peak	310	346
2	5370.60	56.33	74.00	-17.67	55.96	0.37	Peak	310	346

Note 1: Emission Level (dBuV/m) = SA Reading (dBuV) + Factor* (dB/m)
*Factor includes antenna factor , cable loss and amplifier gain
Note 2: Margin (dB) = Emission level (dBuV/m) – Limit (dBuV/m).

Modulation	11a	Test Freq. (MHz)	5180
Polarization	Horizontal-Average		

Test By :Brad Wu Temperature(℃):22 Humidity(%):66

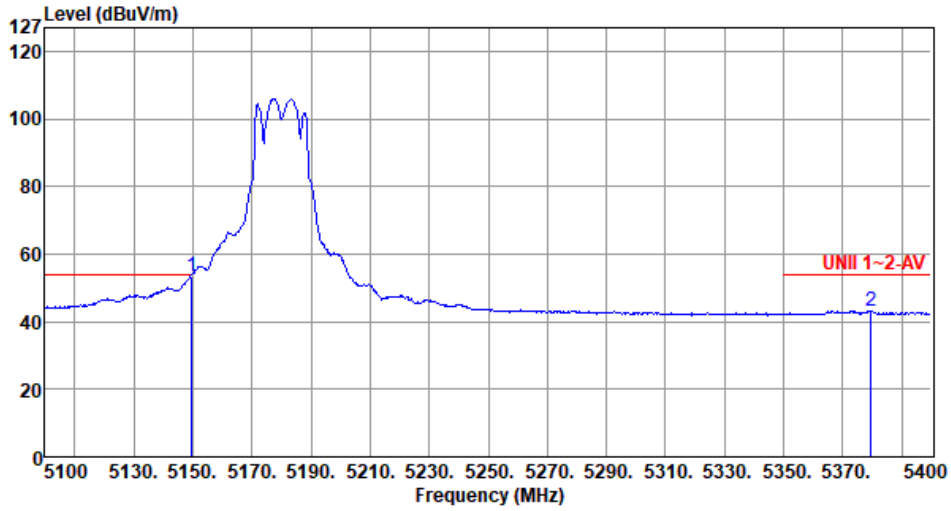

	Freq. MHz	Emission level dBuV/m	Limit dBuV/m	Margin dB	SA reading dBuV	Factor dB/m	Remark	ANT High cm	Turn Table deg
1	5149.80	53.65	54.00	-0.35	52.56	1.09	Average	310	346
2	5379.60	43.20	54.00	-10.80	42.80	0.40	Average	310	346

Note 1: Emission Level (dBuV/m) = SA Reading (dBuV) + Factor* (dB/m)
*Factor includes antenna factor , cable loss and amplifier gain
Note 2: Margin (dB) = Emission level (dBuV/m) – Limit (dBuV/m).

Modulation	11a	Test Freq. (MHz)	5180
Polarization	Vertical-Peak		

Test By :Brad Wu Temperature(℃):22 Humidity(%):66

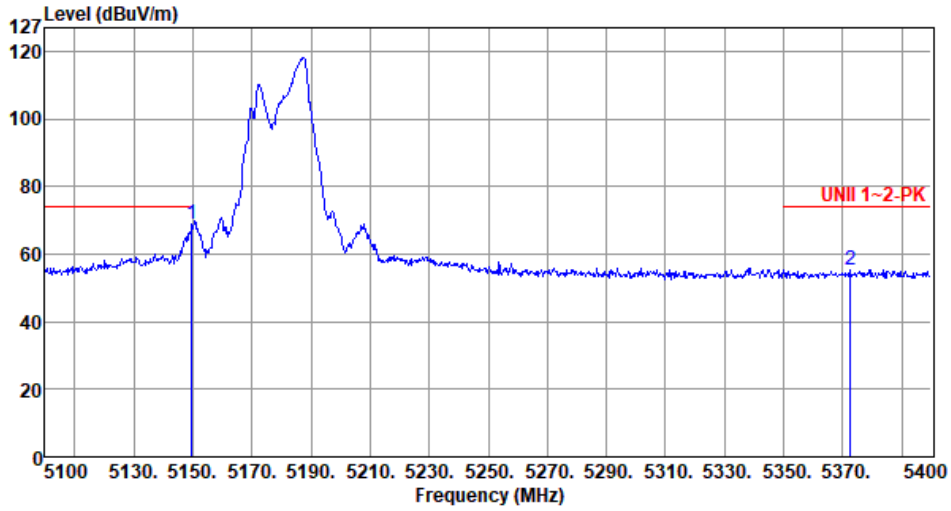

	Freq. MHz	Emission level dBuV/m	Limit dBuV/m	Margin dB	SA reading dBuV	Factor dB/m	Remark	ANT High cm	Turn Table deg
1	5149.80	69.01	74.00	-4.99	67.92	1.09	Peak	170	29
2	5372.70	55.38	74.00	-18.62	55.00	0.38	Peak	170	29

Note 1: Emission Level (dBuV/m) = SA Reading (dBuV) + Factor* (dB/m)
*Factor includes antenna factor , cable loss and amplifier gain
Note 2: Margin (dB) = Emission level (dBuV/m) – Limit (dBuV/m).

Modulation	11a	Test Freq. (MHz)	5180
Polarization	Vertical-Average		

Test By :Brad Wu Temperature(℃):22 Humidity(%):66

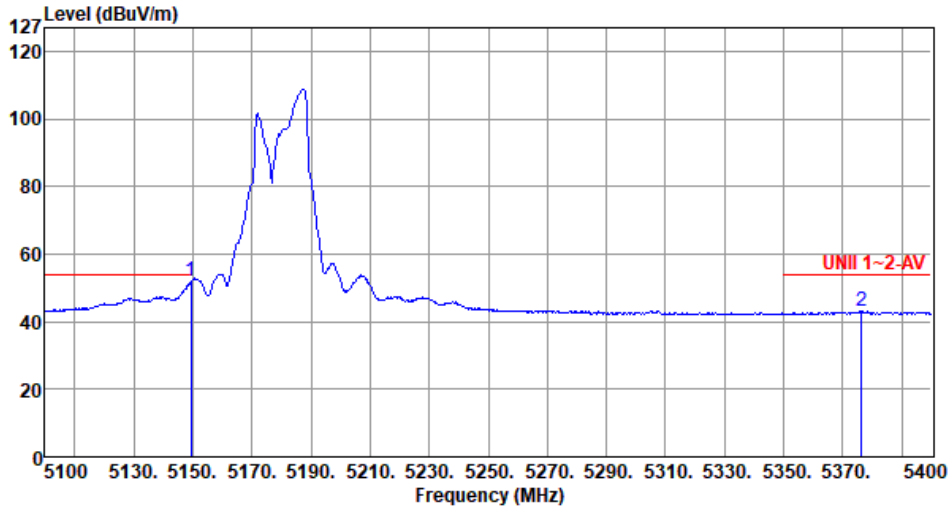

	Freq. MHz	Emission level dBuV/m	Limit dBuV/m	Margin dB	SA reading dBuV	Factor dB/m	Remark	ANT High cm	Turn Table deg
1	5149.50	52.07	54.00	-1.93	50.98	1.09	Average	170	29
2	5376.30	43.03	54.00	-10.97	42.65	0.38	Average	170	29

Note 1: Emission Level (dBuV/m) = SA Reading (dBuV) + Factor* (dB/m)
*Factor includes antenna factor , cable loss and amplifier gain
Note 2: Margin (dB) = Emission level (dBuV/m) – Limit (dBuV/m).

Modulation	11a	**Test Freq. (MHz)**	5200
Polarization	Horizontal-Peak		

Test By :Brad Wu Temperature(℃):22 Humidity(%):66

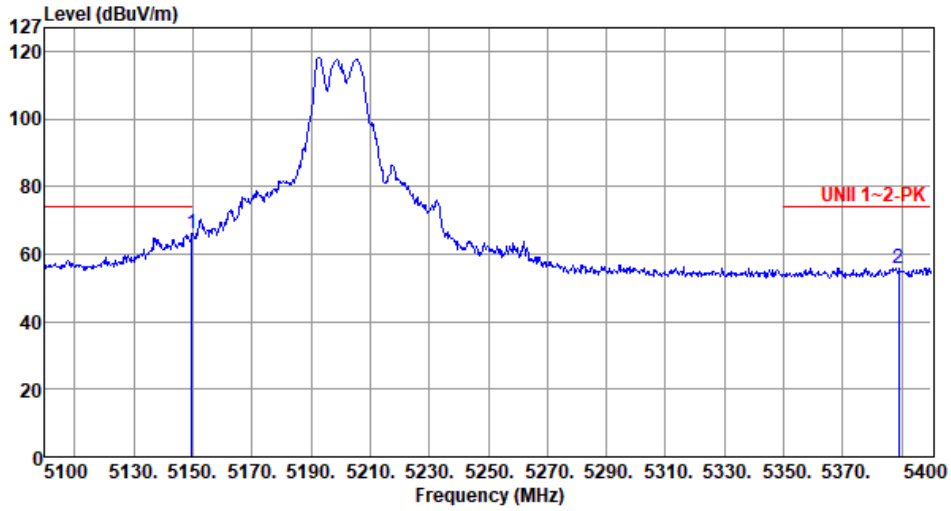

	Freq. MHz	Emission level dBuV/m	Limit dBuV/m	Margin dB	SA reading dBuV	Factor dB/m	Remark	ANT High cm	Turn Table deg
1	5149.80	65.96	74.00	-8.04	64.87	1.09	Peak	231	8
2	5388.90	55.98	74.00	-18.02	55.57	0.41	Peak	231	8

Note 1: Emission Level (dBuV/m) = SA Reading (dBuV) + Factor* (dB/m)
*Factor includes antenna factor , cable loss and amplifier gain
Note 2: Margin (dB) = Emission level (dBuV/m) – Limit (dBuV/m).

Modulation	11a	Test Freq. (MHz)	5200
Polarization	Horizontal-Average		

Test By :Brad Wu Temperature(℃):22 Humidity(%):66

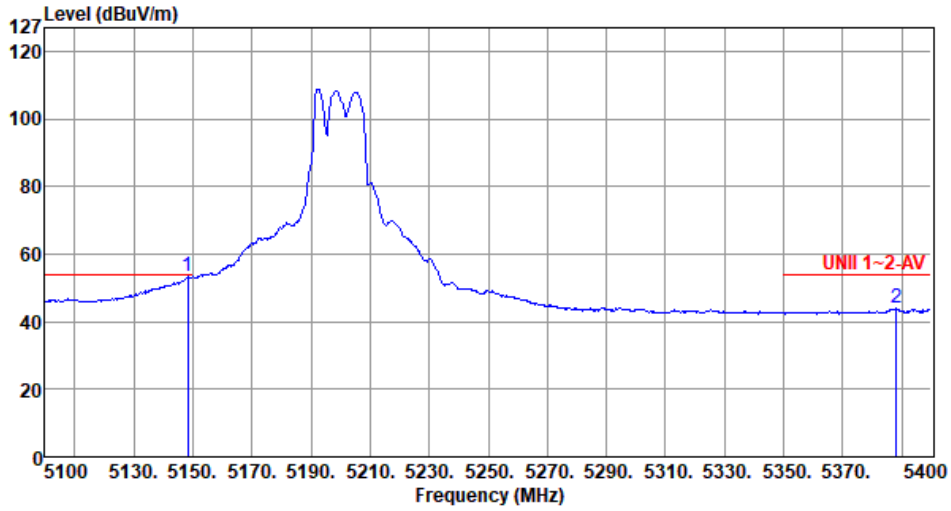

	Freq. MHz	Emission level dBuV/m	Limit dBuV/m	Margin dB	SA reading dBuV	Factor dB/m	Remark	ANT High cm	Turn Table deg
1	5148.30	53.56	54.00	-0.44	52.47	1.09	Average	231	8
2	5388.00	43.92	54.00	-10.08	43.51	0.41	Average	231	8

Note 1: Emission Level (dBuV/m) = SA Reading (dBuV) + Factor* (dB/m)
*Factor includes antenna factor , cable loss and amplifier gain
Note 2: Margin (dB) = Emission level (dBuV/m) – Limit (dBuV/m).

Modulation	11a	**Test Freq. (MHz)**	5200
Polarization	Vertical-Peak		

Test By :Brad Wu Temperature(℃):22 Humidity(%):66

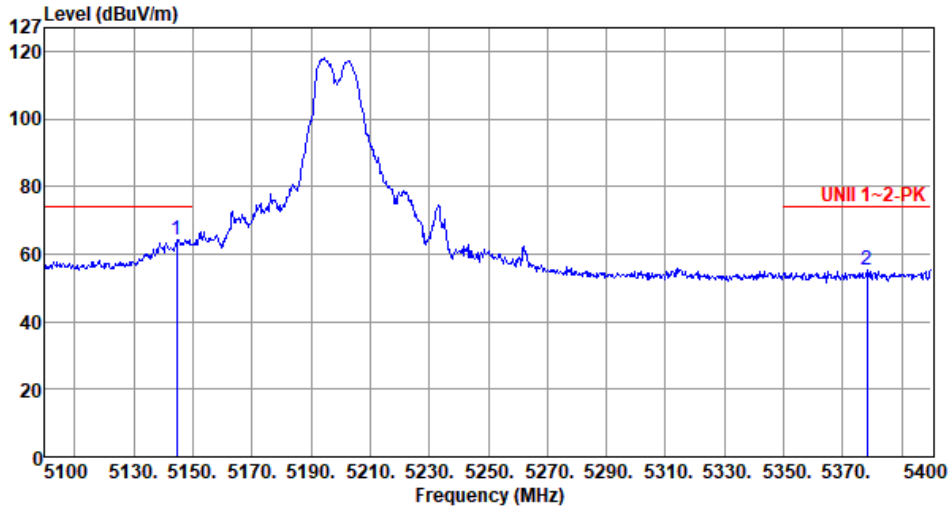

	Freq. MHz	Emission level dBuV/m	Limit dBuV/m	Margin dB	SA reading dBuV	Factor dB/m	Remark	ANT High cm	Turn Table deg
1	5144.70	64.39	74.00	-9.61	63.32	1.07	Peak	229	335
2	5378.10	55.36	74.00	-18.64	54.96	0.40	Peak	229	335

Note 1: Emission Level (dBuV/m) = SA Reading (dBuV) + Factor* (dB/m)
*Factor includes antenna factor , cable loss and amplifier gain
Note 2: Margin (dB) = Emission level (dBuV/m) – Limit (dBuV/m).

Modulation	11a	Test Freq. (MHz)	5200
Polarization	Vertical-Average		

Test By :Brad Wu Temperature(℃):22 Humidity(%):66

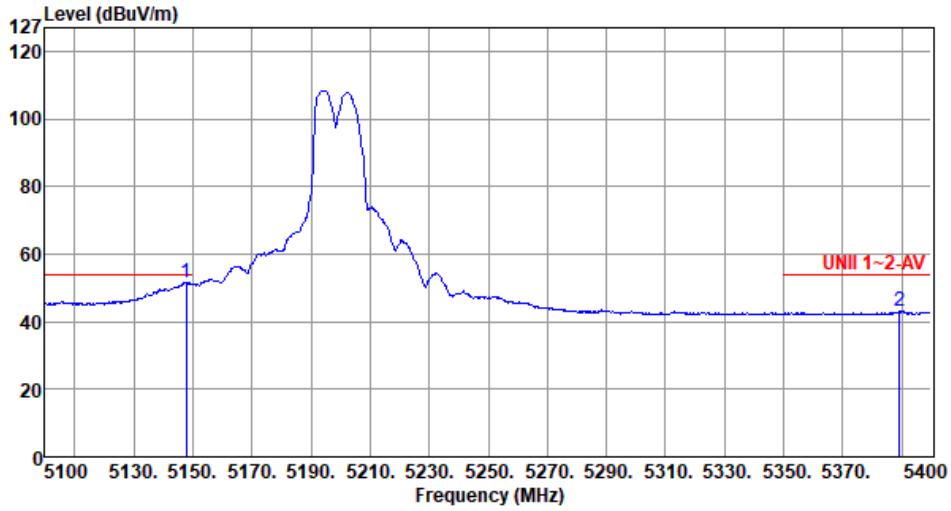

	Freq. MHz	Emission level dBuV/m	Limit dBuV/m	Margin dB	SA reading dBuV	Factor dB/m	Remark	ANT High cm	Turn Table deg
1	5147.70	51.52	54.00	-2.48	50.43	1.09	Average	229	335
2	5389.20	43.17	54.00	-10.83	42.76	0.41	Average	229	335

Note 1: Emission Level (dBuV/m) = SA Reading (dBuV) + Factor* (dB/m)
*Factor includes antenna factor , cable loss and amplifier gain
Note 2: Margin (dB) = Emission level (dBuV/m) – Limit (dBuV/m).

Modulation	11a	**Test Freq. (MHz)**	5240
Polarization	Horizontal-Peak		

Test By :Brad Wu Temperature(℃):22 Humidity(%):66

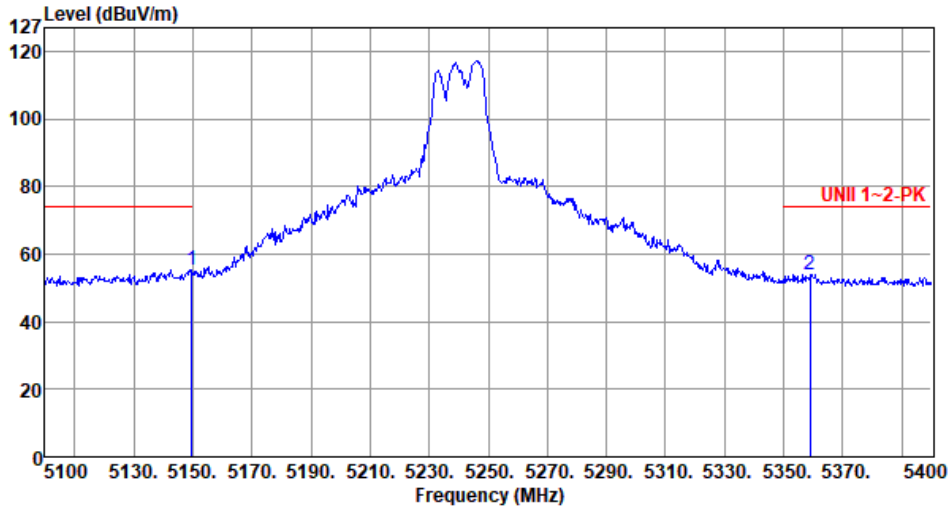

	Freq. MHz	Emission level dBuV/m	Limit dBuV/m	Margin dB	SA reading dBuV	Factor dB/m	Remark	ANT High cm	Turn Table deg
1	5149.80	55.35	74.00	-18.65	54.26	1.09	Peak	129	7
2	5358.90	53.98	74.00	-20.02	53.64	0.34	Peak	129	7

Note 1: Emission Level (dBuV/m) = SA Reading (dBuV) + Factor* (dB/m)
*Factor includes antenna factor , cable loss and amplifier gain
Note 2: Margin (dB) = Emission level (dBuV/m) – Limit (dBuV/m).

Modulation	11a	Test Freq. (MHz)	5240
Polarization	Horizontal-Average		

Test By :Brad Wu Temperature(℃):22 Humidity(%):66

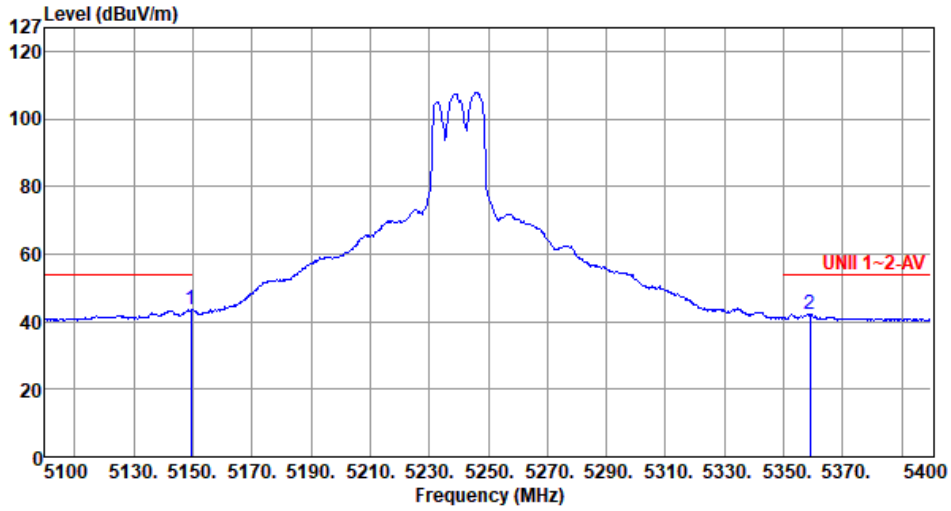

	Freq. MHz	Emission level dBuV/m	Limit dBuV/m	Margin dB	SA reading dBuV	Factor dB/m	Remark	ANT High cm	Turn Table deg
1	5149.50	43.40	54.00	-10.60	42.31	1.09	Average	129	7
2	5358.90	42.24	54.00	-11.76	41.90	0.34	Average	129	7

Note 1: Emission Level (dBuV/m) = SA Reading (dBuV) + Factor* (dB/m)
*Factor includes antenna factor , cable loss and amplifier gain
Note 2: Margin (dB) = Emission level (dBuV/m) – Limit (dBuV/m).

Modulation	11a	Test Freq. (MHz)	5240
Polarization	Vertical-Peak		

Test By :Brad Wu Temperature(℃):22 Humidity(%):66

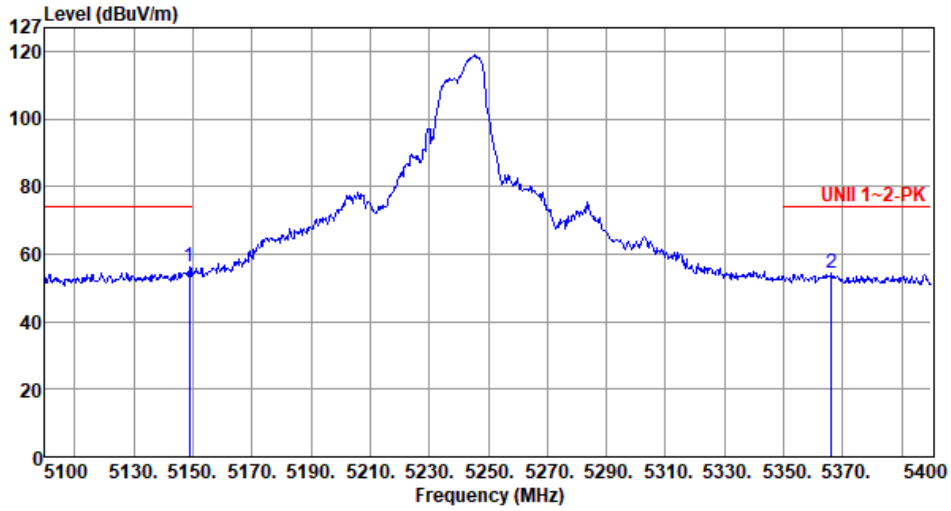

	Freq. MHz	Emission level dBuV/m	Limit dBuV/m	Margin dB	SA reading dBuV	Factor dB/m	Remark	ANT High cm	Turn Table deg
1	5148.90	56.11	74.00	-17.89	55.02	1.09	Peak	178	14
2	5366.10	54.15	74.00	-19.85	53.79	0.36	Peak	178	14

Note 1: Emission Level (dBuV/m) = SA Reading (dBuV) + Factor* (dB/m)
*Factor includes antenna factor , cable loss and amplifier gain
Note 2: Margin (dB) = Emission level (dBuV/m) – Limit (dBuV/m).

Modulation	11a	Test Freq. (MHz)	5240
Polarization	Vertical-Average		

Test By :Brad Wu Temperature(℃):22 Humidity(%):66

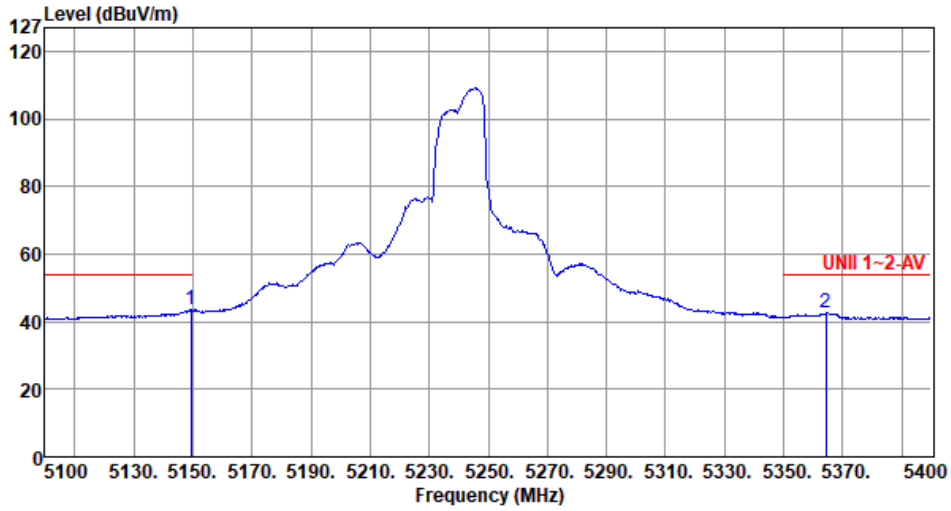

	Freq. MHz	Emission level dBuV/m	Limit dBuV/m	Margin dB	SA reading dBuV	Factor dB/m	Remark	ANT High cm	Turn Table deg
1	5149.50	43.49	54.00	-10.51	42.40	1.09	Average	178	14
2	5364.30	42.50	54.00	-11.50	42.14	0.36	Average	178	14

Note 1: Emission Level (dBuV/m) = SA Reading (dBuV) + Factor* (dB/m)
*Factor includes antenna factor , cable loss and amplifier gain
Note 2: Margin (dB) = Emission level (dBuV/m) – Limit (dBuV/m).

Modulation	11a	**Test Freq. (MHz)**	5260
Polarization	Horizontal-Peak		

Test By :Brad Wu Temperature(℃):22 Humidity(%):66

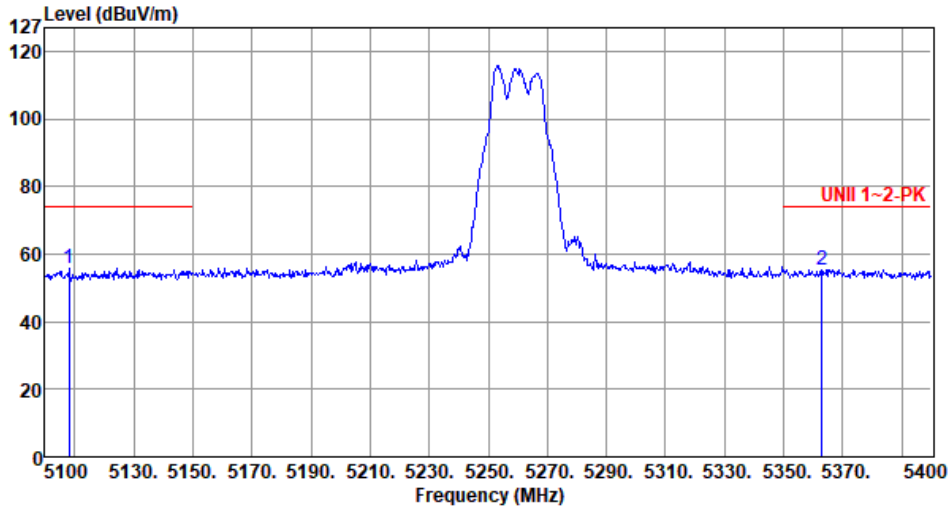

	Freq. MHz	Emission level dBuV/m	Limit dBuV/m	Margin dB	SA reading dBuV	Factor dB/m	Remark	ANT High cm	Turn Table deg
1	5108.10	55.73	74.00	-18.27	54.73	1.00	Peak	184	8
2	5362.80	55.44	74.00	-18.56	55.08	0.36	Peak	184	8

Note 1: Emission Level (dBuV/m) = SA Reading (dBuV) + Factor* (dB/m)
*Factor includes antenna factor , cable loss and amplifier gain
Note 2: Margin (dB) = Emission level (dBuV/m) – Limit (dBuV/m).

Modulation	11a	Test Freq. (MHz)	5260
Polarization	Horizontal-Average		

Test By :Brad Wu Temperature(℃):22 Humidity(%):66

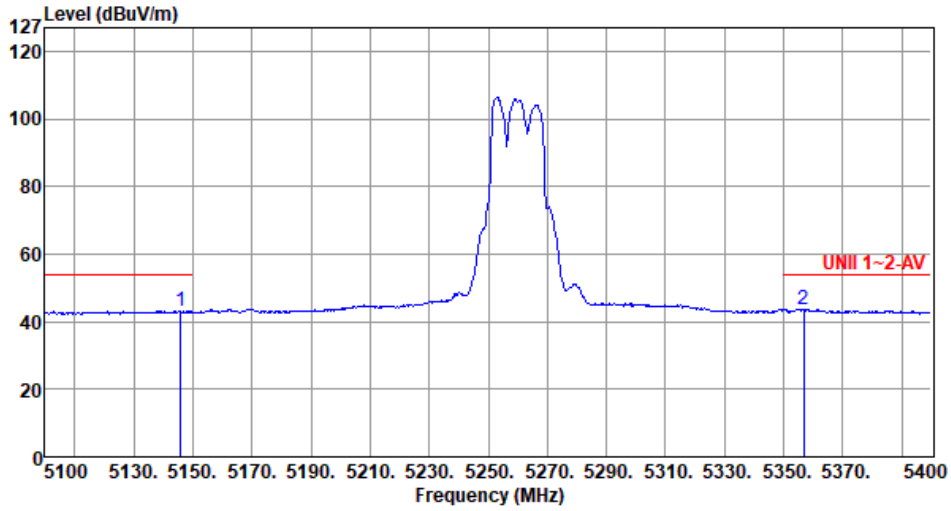

	Freq. MHz	Emission level dBuV/m	Limit dBuV/m	Margin dB	SA reading dBuV	Factor dB/m	Remark	ANT High cm	Turn Table deg
1	5145.90	43.06	54.00	-10.94	41.99	1.07	Average	184	8
2	5356.80	43.59	54.00	-10.41	43.25	0.34	Average	184	8

Note 1: Emission Level (dBuV/m) = SA Reading (dBuV) + Factor* (dB/m)
*Factor includes antenna factor , cable loss and amplifier gain
Note 2: Margin (dB) = Emission level (dBuV/m) – Limit (dBuV/m).

Modulation	11a	Test Freq. (MHz)	5260
Polarization	Vertical-Peak		

Test By :Brad Wu Temperature(℃):22 Humidity(%):66

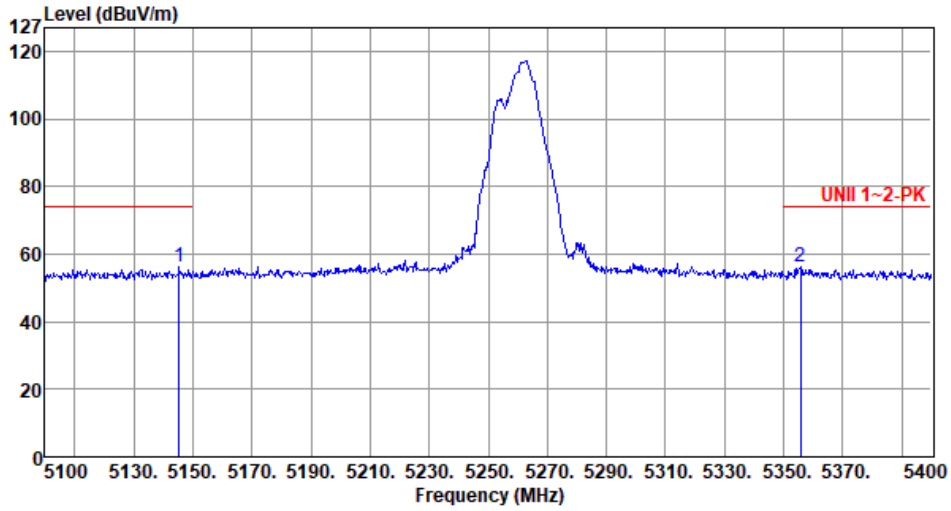

	Freq. MHz	Emission level dBuV/m	Limit dBuV/m	Margin dB	SA reading dBuV	Factor dB/m	Remark	ANT High cm	Turn Table deg
1	5145.30	56.31	74.00	-17.69	55.24	1.07	Peak	178	320
2	5355.60	56.10	74.00	-17.90	55.76	0.34	Peak	178	320

Note 1: Emission Level (dBuV/m) = SA Reading (dBuV) + Factor* (dB/m)
*Factor includes antenna factor , cable loss and amplifier gain
Note 2: Margin (dB) = Emission level (dBuV/m) – Limit (dBuV/m).

Modulation	11a	Test Freq. (MHz)	5260
Polarization	Vertical-Average		

Test By :Brad Wu Temperature(℃):22 Humidity(%):66

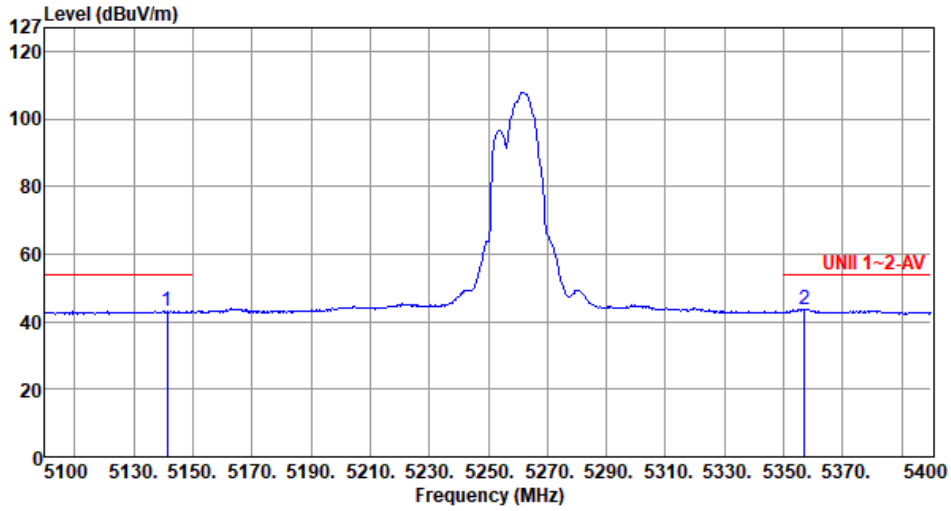

	Freq. MHz	Emission level dBuV/m	Limit dBuV/m	Margin dB	SA reading dBuV	Factor dB/m	Remark	ANT High cm	Turn Table deg
1	5141.40	42.99	54.00	-11.01	41.93	1.06	Average	178	320
2	5357.10	43.67	54.00	-10.33	43.33	0.34	Average	178	320

Note 1: Emission Level (dBuV/m) = SA Reading (dBuV) + Factor* (dB/m)
*Factor includes antenna factor , cable loss and amplifier gain
Note 2: Margin (dB) = Emission level (dBuV/m) – Limit (dBuV/m).

Modulation	11a	Test Freq. (MHz)	5300
Polarization	Horizontal-Peak		

Test By :Brad Wu Temperature(℃):22 Humidity(%):66

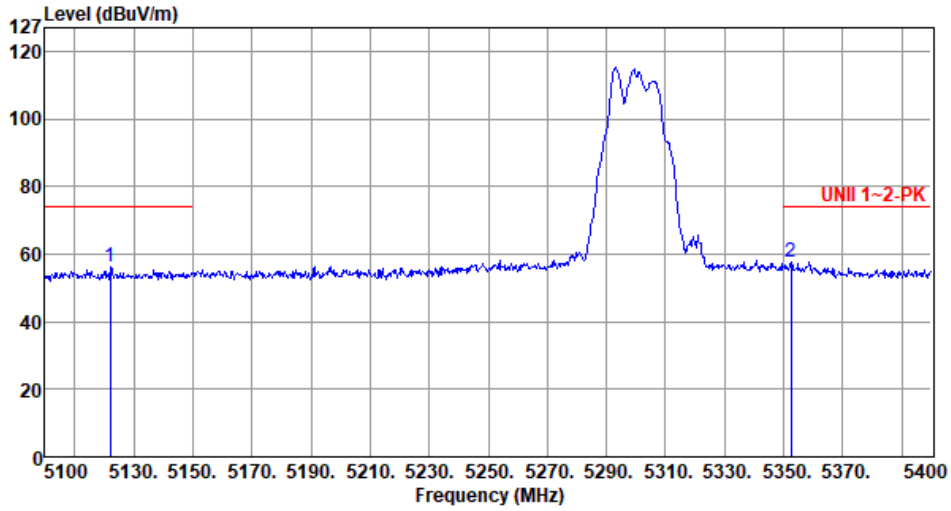

	Freq. MHz	Emission level dBuV/m	Limit dBuV/m	Margin dB	SA reading dBuV	Factor dB/m	Remark	ANT High cm	Turn Table deg
1	5122.20	56.36	74.00	-17.64	55.34	1.02	Peak	212	4
2	5352.60	57.57	74.00	-16.43	57.23	0.34	Peak	212	4

Note 1: Emission Level (dBuV/m) = SA Reading (dBuV) + Factor* (dB/m)
*Factor includes antenna factor , cable loss and amplifier gain
Note 2: Margin (dB) = Emission level (dBuV/m) – Limit (dBuV/m).

Modulation	11a	Test Freq. (MHz)	5300
Polarization	Horizontal-Average		

Test By :Brad Wu Temperature(℃):22 Humidity(%):66

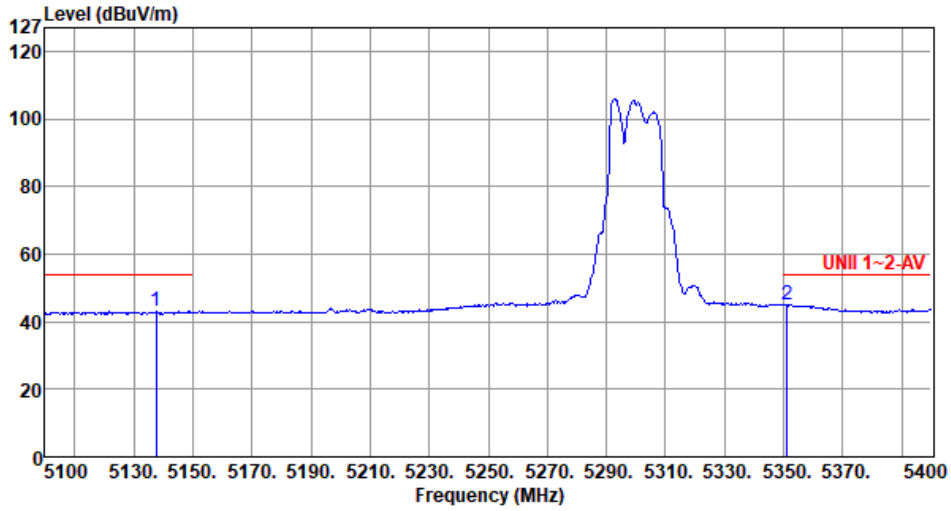

	Freq. MHz	Emission level dBuV/m	Limit dBuV/m	Margin dB	SA reading dBuV	Factor dB/m	Remark	ANT High cm	Turn Table deg
1	5137.50	43.09	54.00	-10.91	42.02	1.07	Average	212	4
2	5351.10	45.12	54.00	-8.88	44.79	0.33	Average	212	4

Note 1: Emission Level (dBuV/m) = SA Reading (dBuV) + Factor* (dB/m)
*Factor includes antenna factor , cable loss and amplifier gain
Note 2: Margin (dB) = Emission level (dBuV/m) – Limit (dBuV/m).

Modulation	11a	**Test Freq. (MHz)**	5300
Polarization	Vertical-Peak		

Test By :Brad Wu Temperature(℃):22 Humidity(%):66

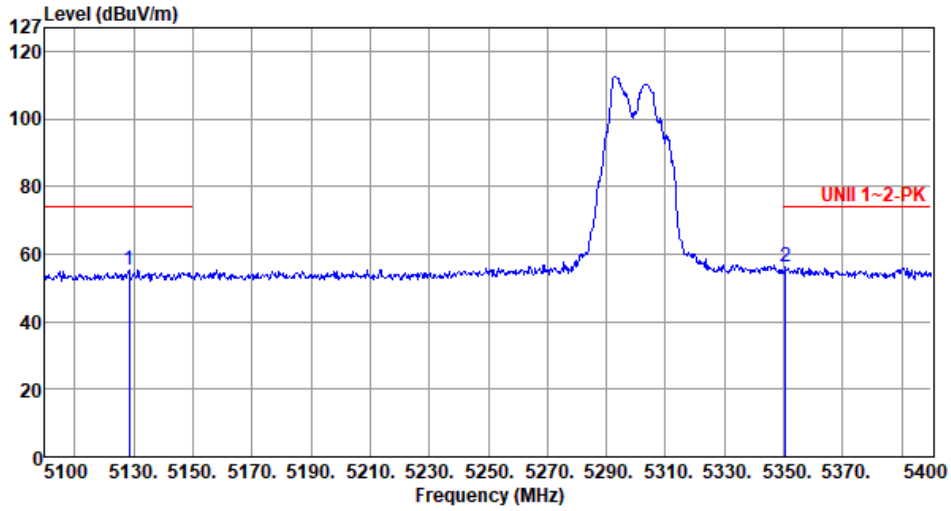

	Freq. MHz	Emission level dBuV/m	Limit dBuV/m	Margin dB	SA reading dBuV	Factor dB/m	Remark	ANT High cm	Turn Table deg
1	5128.50	55.24	74.00	-18.76	54.20	1.04	Peak	194	133
2	5350.50	56.44	74.00	-17.56	56.11	0.33	Peak	194	133

Note 1: Emission Level (dBuV/m) = SA Reading (dBuV) + Factor* (dB/m)
*Factor includes antenna factor , cable loss and amplifier gain
Note 2: Margin (dB) = Emission level (dBuV/m) – Limit (dBuV/m).

Modulation	11a	**Test Freq. (MHz)**	5300
Polarization	Vertical-Average		

Test By :Brad Wu Temperature(℃):22 Humidity(%):66

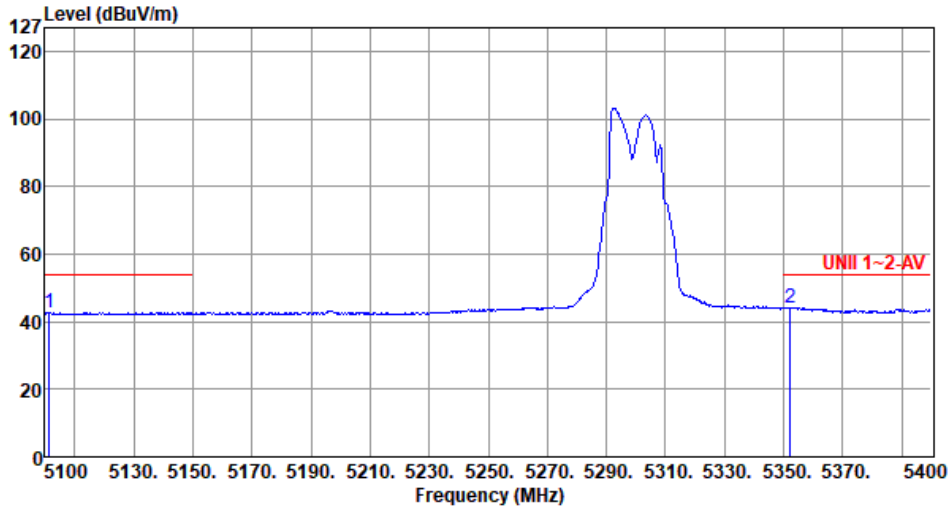

	Freq. MHz	Emission level dBuV/m	Limit dBuV/m	Margin dB	SA reading dBuV	Factor dB/m	Remark	ANT High cm	Turn Table deg
1	5101.50	42.73	54.00	-11.27	41.75	0.98	Average	194	133
2	5352.30	44.19	54.00	-9.81	43.86	0.33	Average	194	133

Note 1: Emission Level (dBuV/m) = SA Reading (dBuV) + Factor* (dB/m)
*Factor includes antenna factor , cable loss and amplifier gain
Note 2: Margin (dB) = Emission level (dBuV/m) – Limit (dBuV/m).

Modulation	11a	Test Freq. (MHz)	5320
Polarization	Horizontal-Peak		

Test By :Brad Wu Temperature(℃):22 Humidity(%):66

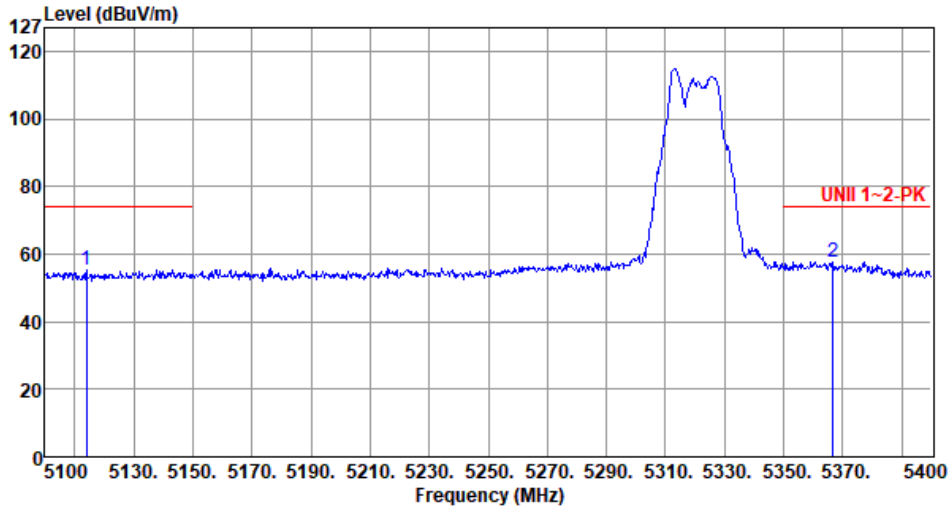

	Freq. MHz	Emission level dBuV/m	Limit dBuV/m	Margin dB	SA reading dBuV	Factor dB/m	Remark	ANT High cm	Turn Table deg
1	5114.10	55.39	74.00	-18.61	54.38	1.01	Peak	239	9
2	5366.70	57.87	74.00	-16.13	57.51	0.36	Peak	239	9

Note 1: Emission Level (dBuV/m) = SA Reading (dBuV) + Factor* (dB/m)
*Factor includes antenna factor , cable loss and amplifier gain
Note 2: Margin (dB) = Emission level (dBuV/m) – Limit (dBuV/m).

Modulation	11a	Test Freq. (MHz)	5320
Polarization	Horizontal-Average		

Test By :Brad Wu Temperature(℃):22 Humidity(%):66

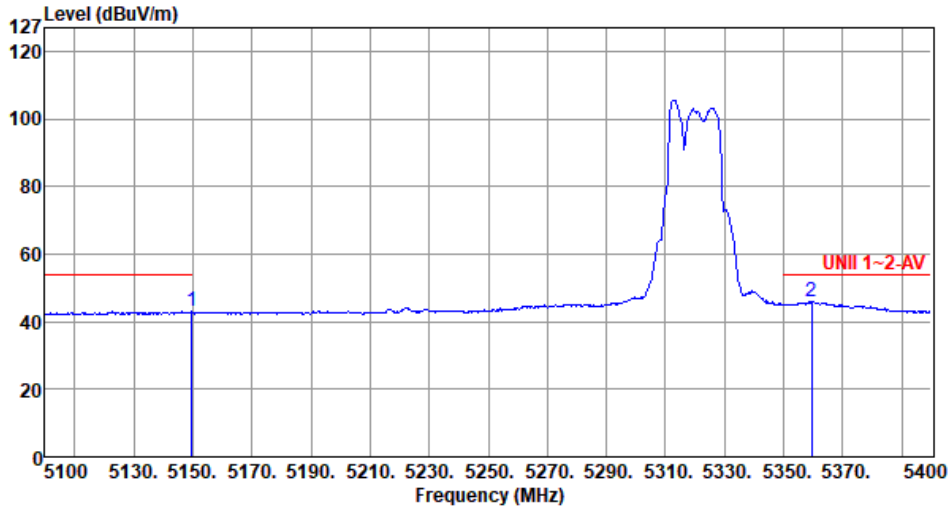

	Freq. MHz	Emission level dBuV/m	Limit dBuV/m	Margin dB	SA reading dBuV	Factor dB/m	Remark	ANT High cm	Turn Table deg
1	5149.80	43.04	54.00	-10.96	41.95	1.09	Average	239	9
2	5359.50	45.82	54.00	-8.18	45.48	0.34	Average	239	9

Note 1: Emission Level (dBuV/m) = SA Reading (dBuV) + Factor* (dB/m)
*Factor includes antenna factor , cable loss and amplifier gain
Note 2: Margin (dB) = Emission level (dBuV/m) – Limit (dBuV/m).

Modulation	11a	**Test Freq. (MHz)**	5320
Polarization	Vertical-Peak		

Test By :Brad Wu Temperature(℃):22 Humidity(%):66

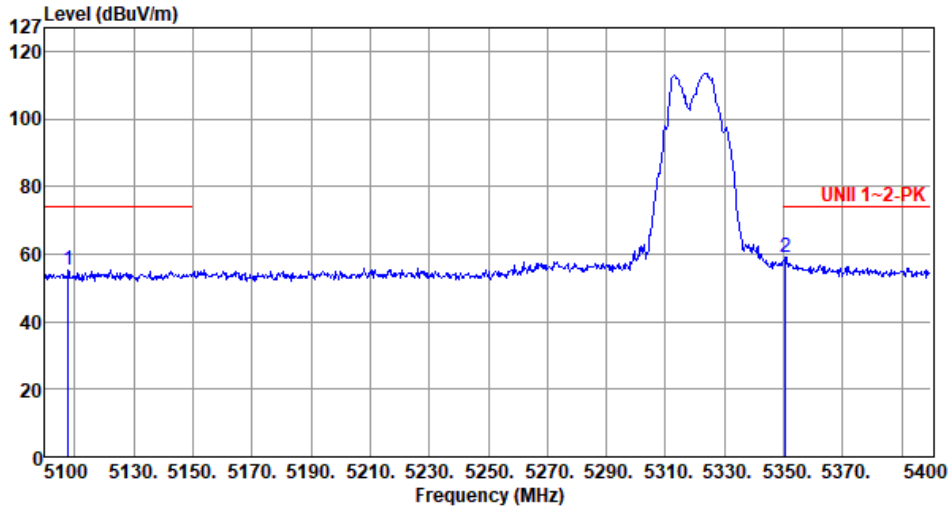

	Freq. MHz	Emission level dBuV/m	Limit dBuV/m	Margin dB	SA reading dBuV	Factor dB/m	Remark	ANT High cm	Turn Table deg
1	5107.80	55.30	74.00	-18.70	54.30	1.00	Peak	247	136
2	5350.50	59.24	74.00	-14.76	58.91	0.33	Peak	247	136

Note 1: Emission Level (dBuV/m) = SA Reading (dBuV) + Factor* (dB/m)
*Factor includes antenna factor , cable loss and amplifier gain
Note 2: Margin (dB) = Emission level (dBuV/m) – Limit (dBuV/m).

Modulation	11a	Test Freq. (MHz)	5320
Polarization	Vertical-Average		

Test By :Brad Wu Temperature(℃):22 Humidity(%):66

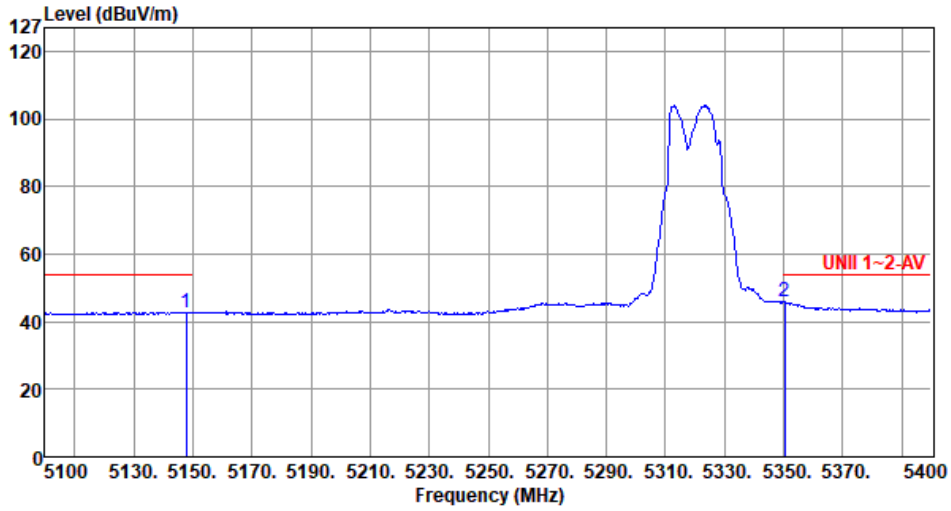

	Freq. MHz	Emission level dBuV/m	Limit dBuV/m	Margin dB	SA reading dBuV	Factor dB/m	Remark	ANT High cm	Turn Table deg
1	5147.70	42.87	54.00	-11.13	41.78	1.09	Average	247	136
2	5350.20	45.81	54.00	-8.19	45.48	0.33	Average	247	136

Note 1: Emission Level (dBuV/m) = SA Reading (dBuV) + Factor* (dB/m)
*Factor includes antenna factor , cable loss and amplifier gain
Note 2: Margin (dB) = Emission level (dBuV/m) – Limit (dBuV/m).

Modulation	11a	Test Freq. (MHz)	5500
Polarization	Horizontal-Peak		

Test By :Brad Wu Temperature(℃):22 Humidity(%):66

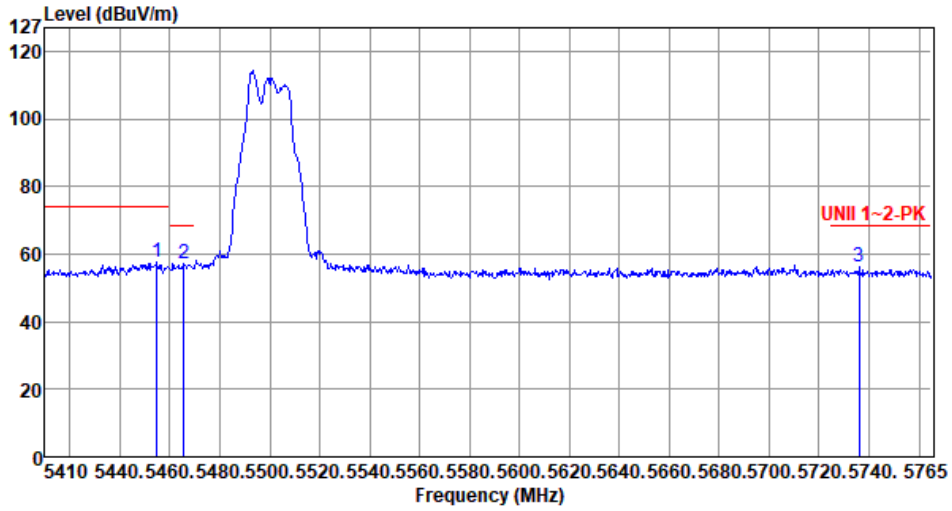

	Freq. MHz	Emission level dBuV/m	Limit dBuV/m	Margin dB	SA reading dBuV	Factor dB/m	Remark	ANT High cm	Turn Table deg
1	5454.73	57.43	74.00	-16.57	56.75	0.68	Peak	168	2
2	5465.74	57.22	68.20	-10.98	56.50	0.72	Peak	168	2
3	5735.89	56.18	68.20	-12.02	55.03	1.15	Peak	168	2

Note 1: Emission Level (dBuV/m) = SA Reading (dBuV) + Factor* (dB/m)
*Factor includes antenna factor , cable loss and amplifier gain
Note 2: Margin (dB) = Emission level (dBuV/m) – Limit (dBuV/m).

Modulation	11a	Test Freq. (MHz)	5500
Polarization	Horizontal-Average		

Test By :Brad Wu Temperature(℃):22 Humidity(%):66

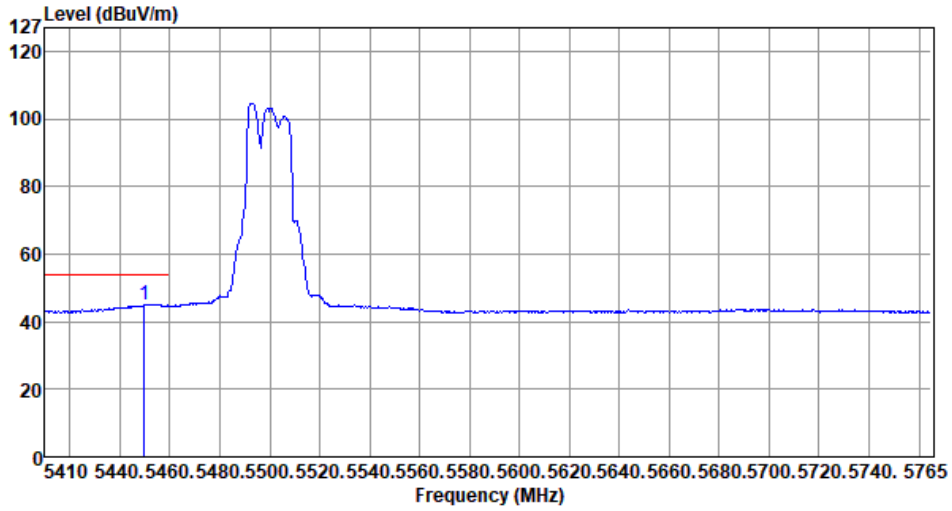

	Freq. MHz	Emission level dBuV/m	Limit dBuV/m	Margin dB	SA reading dBuV	Factor dB/m	Remark	ANT High cm	Turn Table deg
1	5449.76	45.12	54.00	-8.88	44.45	0.67	Average	168	2

Note 1: Emission Level (dBuV/m) = SA Reading (dBuV) + Factor* (dB/m)
*Factor includes antenna factor , cable loss and amplifier gain
Note 2: Margin (dB) = Emission level (dBuV/m) – Limit (dBuV/m).

Modulation	11a	Test Freq. (MHz)	5500
Polarization	Vertical-Peak		

Test By :Brad Wu Temperature(℃):22 Humidity(%):66

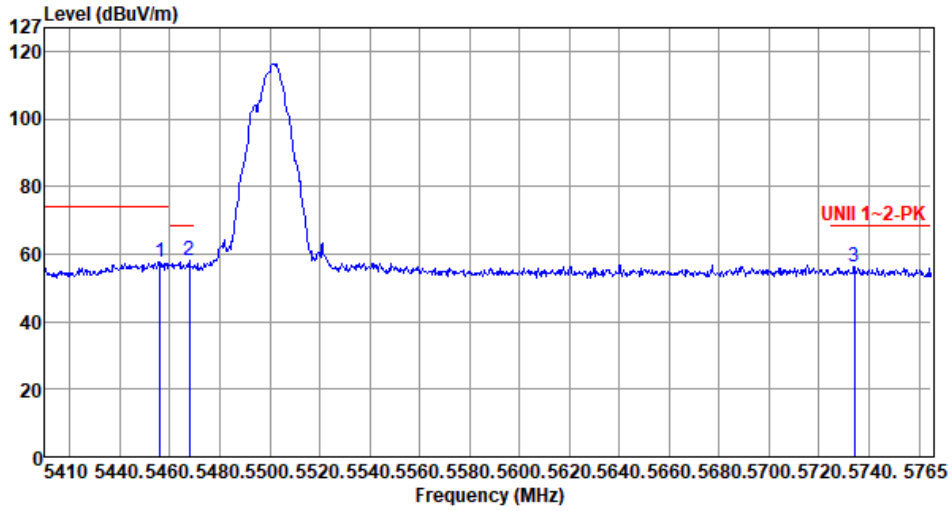

	Freq. MHz	Emission level dBuV/m	Limit dBuV/m	Margin dB	SA reading dBuV	Factor dB/m	Remark	ANT High cm	Turn Table deg
1	5456.15	57.67	74.00	-16.33	56.99	0.68	Peak	135	319
2	5467.87	57.98	68.20	-10.22	57.26	0.72	Peak	135	319
3	5734.12	56.34	68.20	-11.86	55.19	1.15	Peak	135	319

Note 1: Emission Level (dBuV/m) = SA Reading (dBuV) + Factor* (dB/m)
*Factor includes antenna factor , cable loss and amplifier gain
Note 2: Margin (dB) = Emission level (dBuV/m) – Limit (dBuV/m).

Modulation	11a	Test Freq. (MHz)	5500
Polarization	Vertical-Average		

Test By :Brad Wu Temperature(℃):22 Humidity(%):66

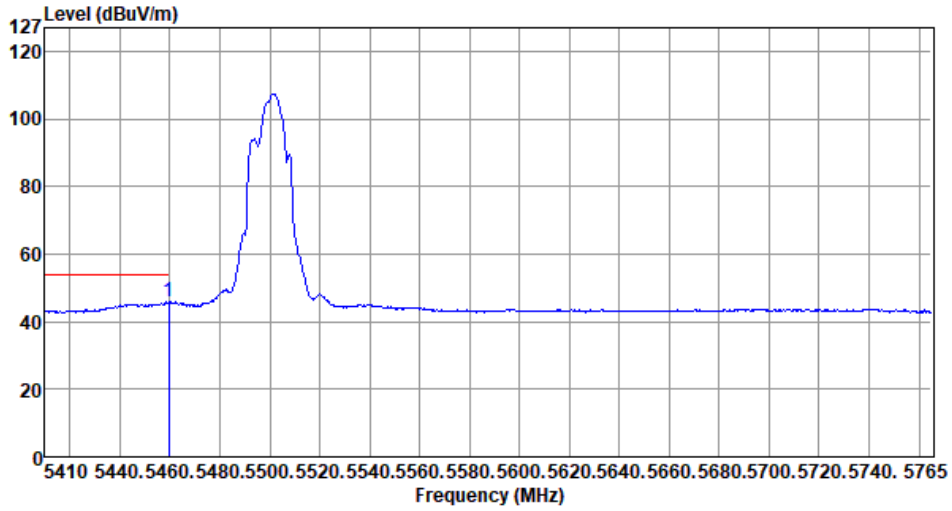

	Freq. MHz	Emission level dBuV/m	Limit dBuV/m	Margin dB	SA reading dBuV	Factor dB/m	Remark	ANT High cm	Turn Table deg
1	5459.70	45.88	54.00	-8.12	45.18	0.70	Average	135	319

Note 1: Emission Level (dBuV/m) = SA Reading (dBuV) + Factor* (dB/m)
*Factor includes antenna factor , cable loss and amplifier gain
Note 2: Margin (dB) = Emission level (dBuV/m) – Limit (dBuV/m).

Modulation	11a	Test Freq. (MHz)	5580
Polarization	Horizontal-Peak		

Test By :Brad Wu Temperature(℃):22 Humidity(%):66

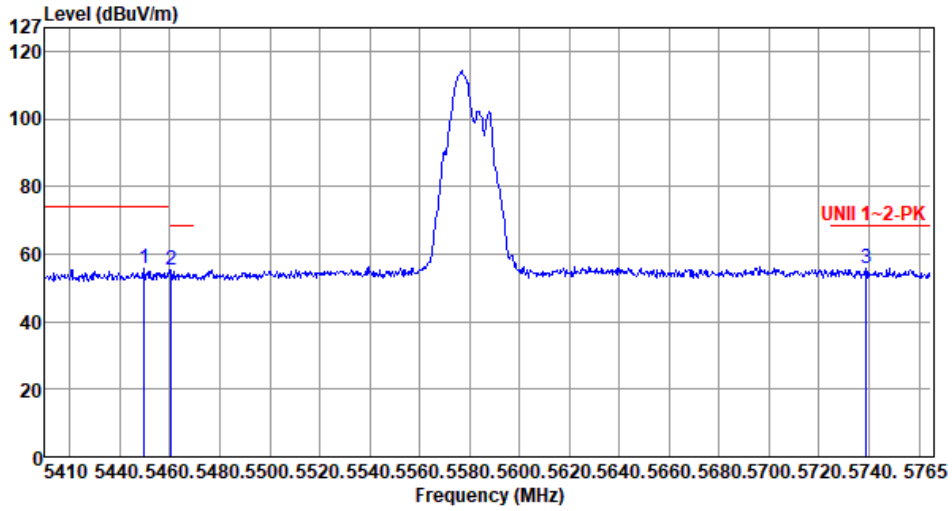

	Freq. MHz	Emission level dBuV/m	Limit dBuV/m	Margin dB	SA reading dBuV	Factor dB/m	Remark	ANT High cm	Turn Table deg
1	5449.76	55.99	74.00	-18.01	55.32	0.67	Peak	303	141
2	5460.41	55.22	68.20	-12.98	54.52	0.70	Peak	303	141
3	5738.73	55.93	68.20	-12.27	54.77	1.16	Peak	303	141

Note 1: Emission Level (dBuV/m) = SA Reading (dBuV) + Factor* (dB/m)
*Factor includes antenna factor , cable loss and amplifier gain
Note 2: Margin (dB) = Emission level (dBuV/m) – Limit (dBuV/m).

Modulation	11a	Test Freq. (MHz)	5580
Polarization	Horizontal-Average		

Test By :Brad Wu Temperature(℃):22 Humidity(%):66

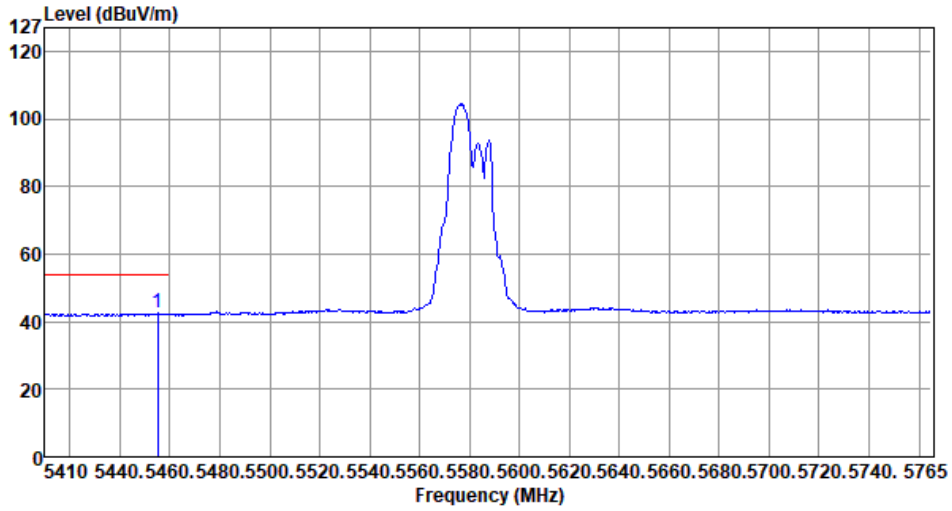

	Freq. MHz	Emission level dBuV/m	Limit dBuV/m	Margin dB	SA reading dBuV	Factor dB/m	Remark	ANT High cm	Turn Table deg
1	5455.09	42.49	54.00	-11.51	41.81	0.68	Average	303	141

Note 1: Emission Level (dBuV/m) = SA Reading (dBuV) + Factor* (dB/m)
*Factor includes antenna factor , cable loss and amplifier gain
Note 2: Margin (dB) = Emission level (dBuV/m) – Limit (dBuV/m).

Modulation	11a	**Test Freq. (MHz)**	5580
Polarization	Vertical-Peak		

Test By :Brad Wu Temperature(℃):22 Humidity(%):66

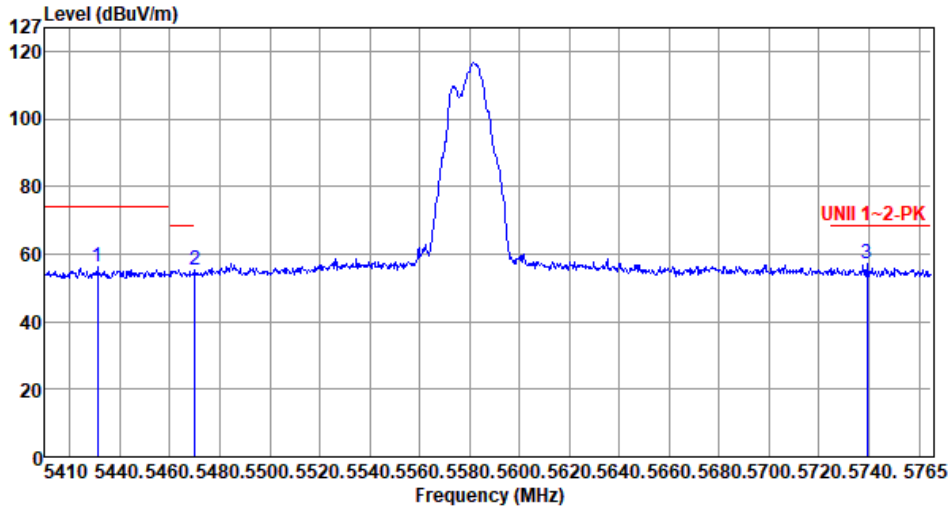

	Freq. MHz	Emission level dBuV/m	Limit dBuV/m	Margin dB	SA reading dBuV	Factor dB/m	Remark	ANT High cm	Turn Table deg
1	5430.95	56.08	74.00	-17.92	55.50	0.58	Peak	150	324
2	5470.00	55.20	68.20	-13.00	54.48	0.72	Peak	150	324
3	5739.09	57.00	68.20	-11.20	55.84	1.16	Peak	150	324

Note 1: Emission Level (dBuV/m) = SA Reading (dBuV) + Factor* (dB/m)
*Factor includes antenna factor , cable loss and amplifier gain
Note 2: Margin (dB) = Emission level (dBuV/m) – Limit (dBuV/m).

Modulation	11a	Test Freq. (MHz)	5580
Polarization	Vertical-Average		

Test By :Brad Wu Temperature(℃):22 Humidity(%):66

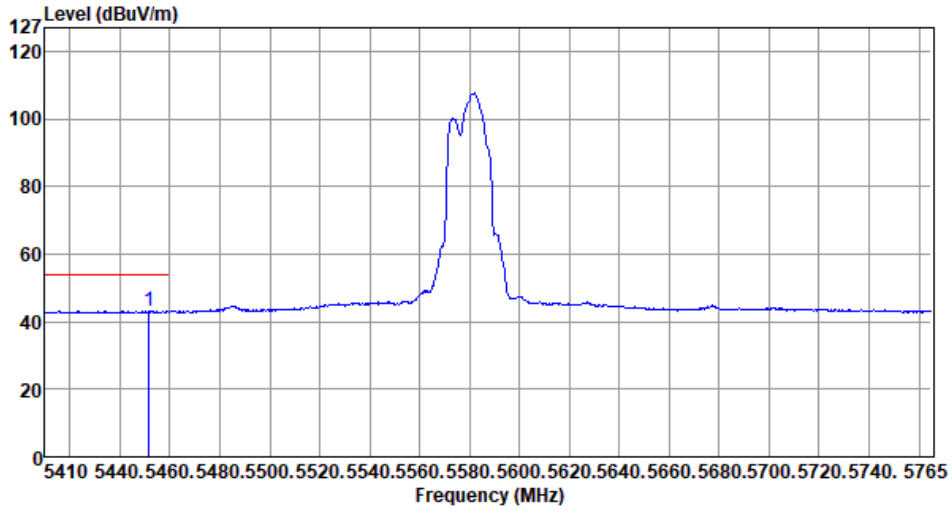

	Freq. MHz	Emission level dBuV/m	Limit dBuV/m	Margin dB	SA reading dBuV	Factor dB/m	Remark	ANT High cm	Turn Table deg
1	5451.54	43.15	54.00	-10.85	42.48	0.67	Average	150	324

Note 1: Emission Level (dBuV/m) = SA Reading (dBuV) + Factor* (dB/m)
*Factor includes antenna factor , cable loss and amplifier gain
Note 2: Margin (dB) = Emission level (dBuV/m) – Limit (dBuV/m).

Modulation	11a	Test Freq. (MHz)	5700
Polarization	Horizontal-Peak		

Test By :Brad Wu Temperature(℃):22 Humidity(%):66

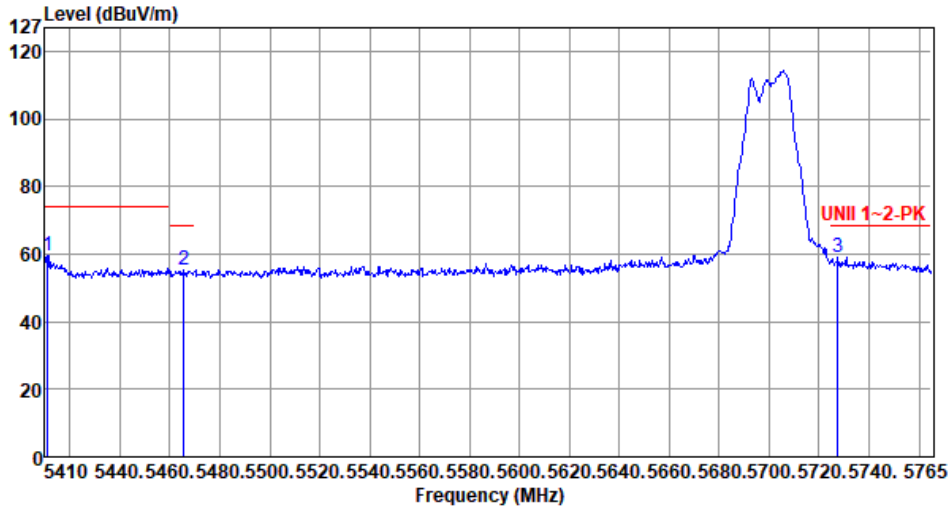

	Freq. MHz	Emission level dBuV/m	Limit dBuV/m	Margin dB	SA reading dBuV	Factor dB/m	Remark	ANT High cm	Turn Table deg
1	5411.07	59.56	74.00	-14.44	59.08	0.48	Peak	188	20
2	5465.74	55.34	68.20	-12.86	54.62	0.72	Peak	188	20
3	5727.37	59.28	68.20	-8.92	58.15	1.13	Peak	188	20

Note 1: Emission Level (dBuV/m) = SA Reading (dBuV) + Factor* (dB/m)
*Factor includes antenna factor , cable loss and amplifier gain
Note 2: Margin (dB) = Emission level (dBuV/m) – Limit (dBuV/m).

Modulation	11a	Test Freq. (MHz)	5700
Polarization	Horizontal-Average		

Test By :Brad Wu Temperature(℃):22 Humidity(%):66

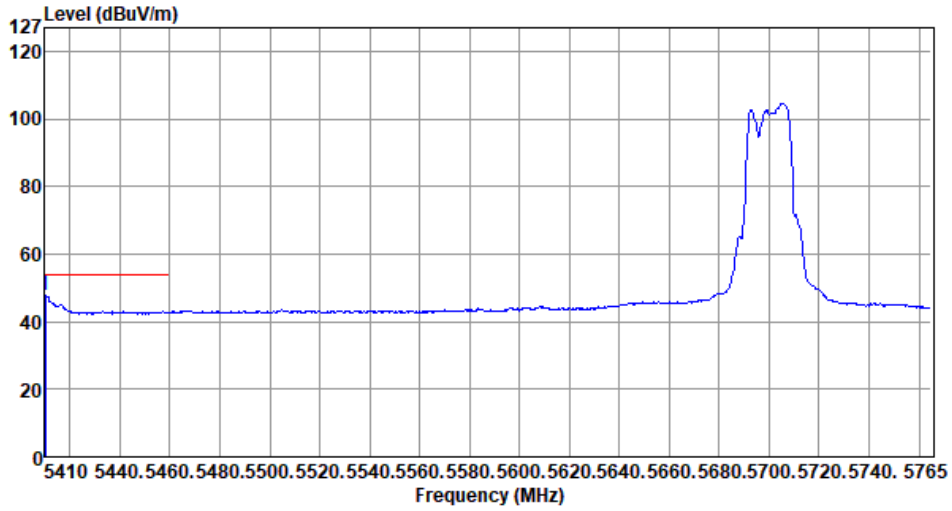

	Freq. MHz	Emission level dBuV/m	Limit dBuV/m	Margin dB	SA reading dBuV	Factor dB/m	Remark	ANT High cm	Turn Table deg
1	5410.00	47.58	54.00	-6.42	47.10	0.48	Average	188	20

Note 1: Emission Level (dBuV/m) = SA Reading (dBuV) + Factor* (dB/m)
*Factor includes antenna factor , cable loss and amplifier gain
Note 2: Margin (dB) = Emission level (dBuV/m) – Limit (dBuV/m).

Modulation	11a	Test Freq. (MHz)	5700
Polarization	Vertical-Peak		

Test By :Brad Wu Temperature(℃):22 Humidity(%):66

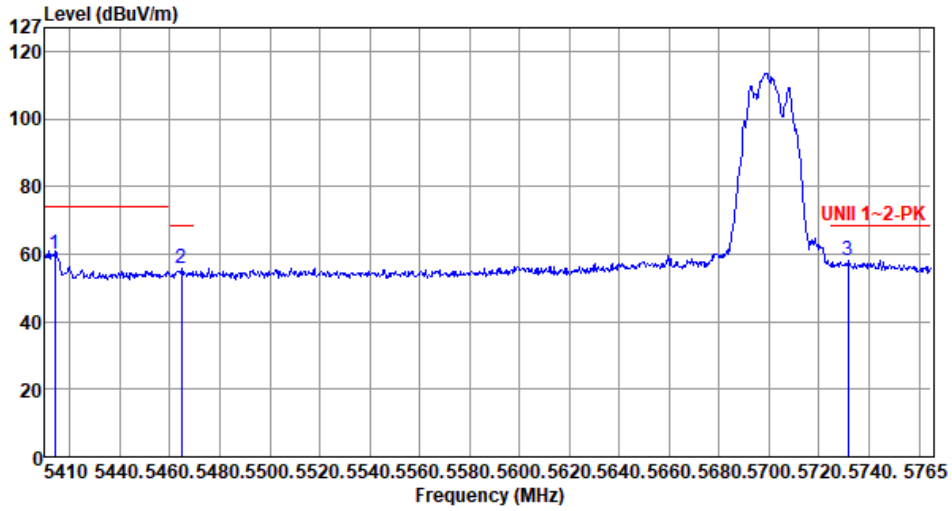

	Freq. MHz	Emission level dBuV/m	Limit dBuV/m	Margin dB	SA reading dBuV	Factor dB/m	Remark	ANT High cm	Turn Table deg
1	5413.91	59.93	74.00	-14.07	59.42	0.51	Peak	156	184
2	5464.67	55.88	68.20	-12.32	55.17	0.71	Peak	308	314
3	5731.63	58.02	68.20	-10.18	56.88	1.14	Peak	308	314

Note 1: Emission Level (dBuV/m) = SA Reading (dBuV) + Factor* (dB/m)
*Factor includes antenna factor , cable loss and amplifier gain
Note 2: Margin (dB) = Emission level (dBuV/m) – Limit (dBuV/m).

Modulation	11a	Test Freq. (MHz)	5700
Polarization	Vertical-Average		

Test By :Brad Wu Temperature(℃):22 Humidity(%):66

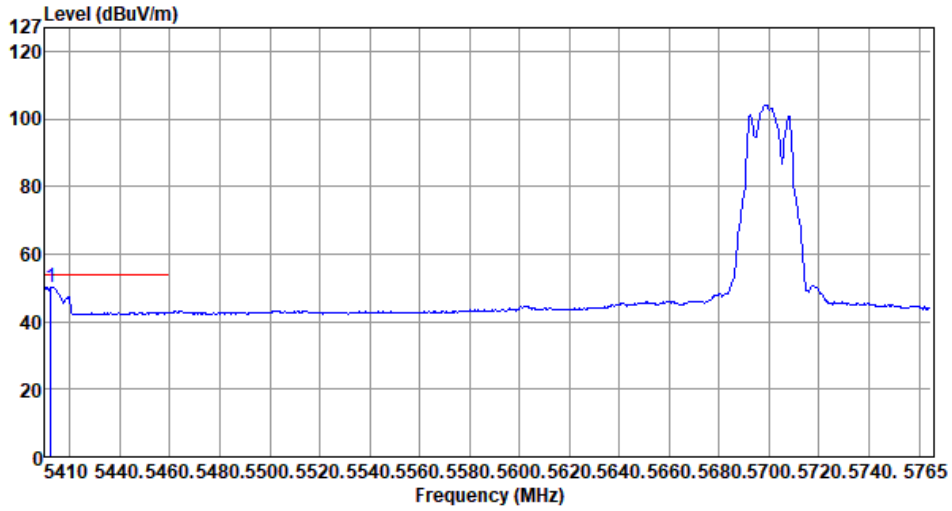

	Freq. MHz	Emission level dBuV/m	Limit dBuV/m	Margin dB	SA reading dBuV	Factor dB/m	Remark	ANT High cm	Turn Table deg
1	5412.49	50.12	54.00	-3.88	49.63	0.49	Average	156	184

Note 1: Emission Level (dBuV/m) = SA Reading (dBuV) + Factor* (dB/m)
*Factor includes antenna factor , cable loss and amplifier gain
Note 2: Margin (dB) = Emission level (dBuV/m) – Limit (dBuV/m).

Modulation	11a	Test Freq. (MHz)	5720
Polarization	Horizontal-Peak		

Test By :Brad Wu Temperature(℃):22 Humidity(%):66

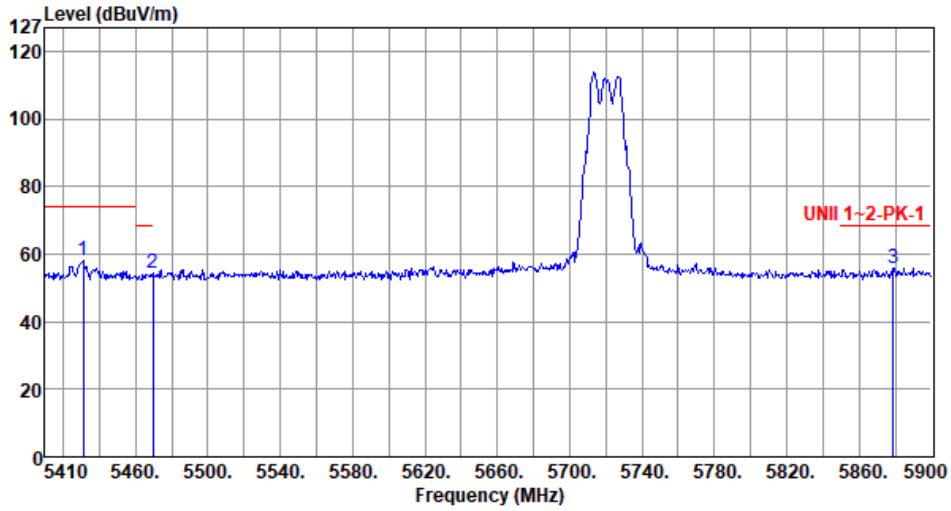

	Freq. MHz	Emission level dBuV/m	Limit dBuV/m	Margin dB	SA reading dBuV	Factor dB/m	Remark	ANT High cm	Turn Table deg
1	5431.07	58.13	74.00	-15.87	57.55	0.58	Peak	107	358
2	5469.78	54.28	68.20	-13.92	53.56	0.72	Peak	107	358
3	5878.93	55.74	68.20	-12.46	54.17	1.57	Peak	107	358

Note 1: Emission Level (dBuV/m) = SA Reading (dBuV) + Factor* (dB/m)
*Factor includes antenna factor , cable loss and amplifier gain
Note 2: Margin (dB) = Emission level (dBuV/m) – Limit (dBuV/m).

Modulation	11a	Test Freq. (MHz)	5720
Polarization	Horizontal-Average		

Test By :Brad Wu Temperature(℃):22 Humidity(%):66

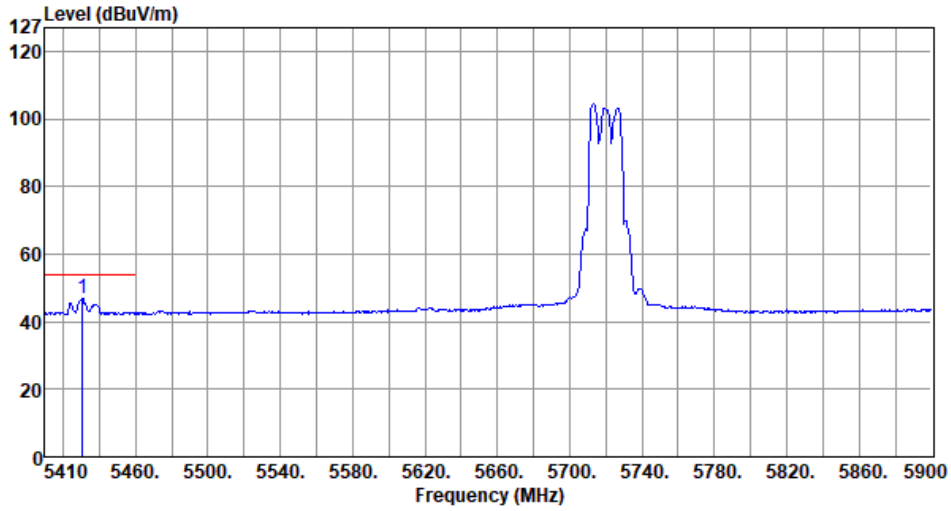

	Freq. MHz	Emission level dBuV/m	Limit dBuV/m	Margin dB	SA reading dBuV	Factor dB/m	Remark	ANT High cm	Turn Table deg
1	5430.58	47.04	54.00	-6.96	46.46	0.58	Average	107	358

Note 1: Emission Level (dBuV/m) = SA Reading (dBuV) + Factor* (dB/m)
*Factor includes antenna factor , cable loss and amplifier gain
Note 2: Margin (dB) = Emission level (dBuV/m) – Limit (dBuV/m).

Modulation	11a	Test Freq. (MHz)	5720
Polarization	Vertical-Peak		

Test By :Brad Wu Temperature(℃):22 Humidity(%):66

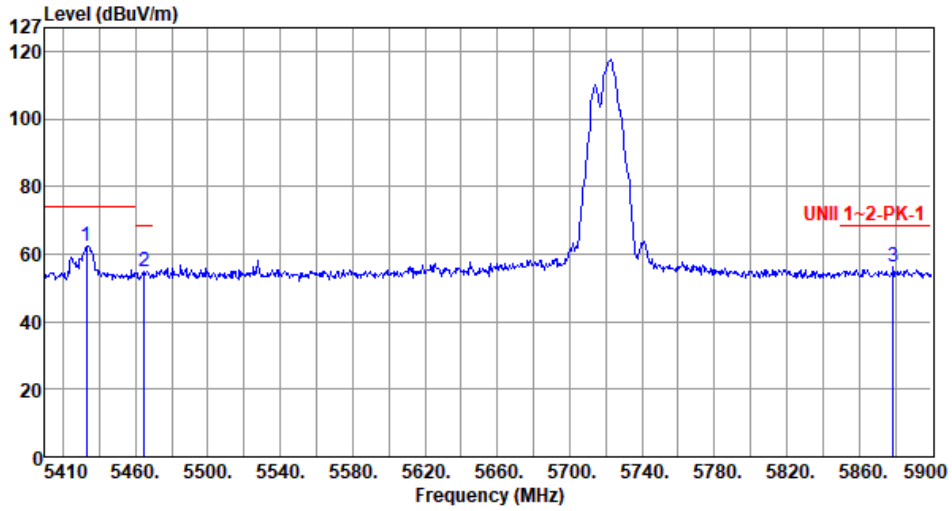

	Freq. MHz	Emission level dBuV/m	Limit dBuV/m	Margin dB	SA reading dBuV	Factor dB/m	Remark	ANT High cm	Turn Table deg
1	5433.03	62.42	74.00	-11.58	61.83	0.59	Peak	166	184
2	5464.88	54.80	68.20	-13.40	54.09	0.71	Peak	126	326
3	5878.93	56.10	68.20	-12.10	54.53	1.57	Peak	126	326

Note 1: Emission Level (dBuV/m) = SA Reading (dBuV) + Factor* (dB/m)
*Factor includes antenna factor , cable loss and amplifier gain
Note 2: Margin (dB) = Emission level (dBuV/m) – Limit (dBuV/m).

Modulation	11a	Test Freq. (MHz)	5720
Polarization	Vertical-Average		

Test By :Brad Wu Temperature(℃):22 Humidity(%):66

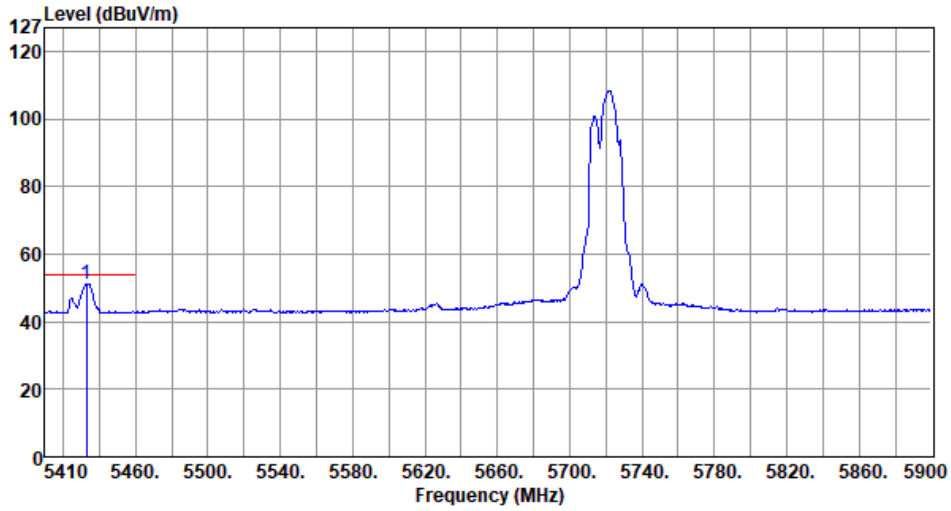

	Freq. MHz	Emission level dBuV/m	Limit dBuV/m	Margin dB	SA reading dBuV	Factor dB/m	Remark	ANT High cm	Turn Table deg
1	5433.03	51.27	54.00	-2.73	50.68	0.59	Average	166	184

Note 1: Emission Level (dBuV/m) = SA Reading (dBuV) + Factor* (dB/m)
*Factor includes antenna factor , cable loss and amplifier gain
Note 2: Margin (dB) = Emission level (dBuV/m) – Limit (dBuV/m).

Modulation	11a	Test Freq. (MHz)	5745
Polarization	Horizontal-Peak		

Test By :Brad Wu Temperature(℃):22 Humidity(%):66

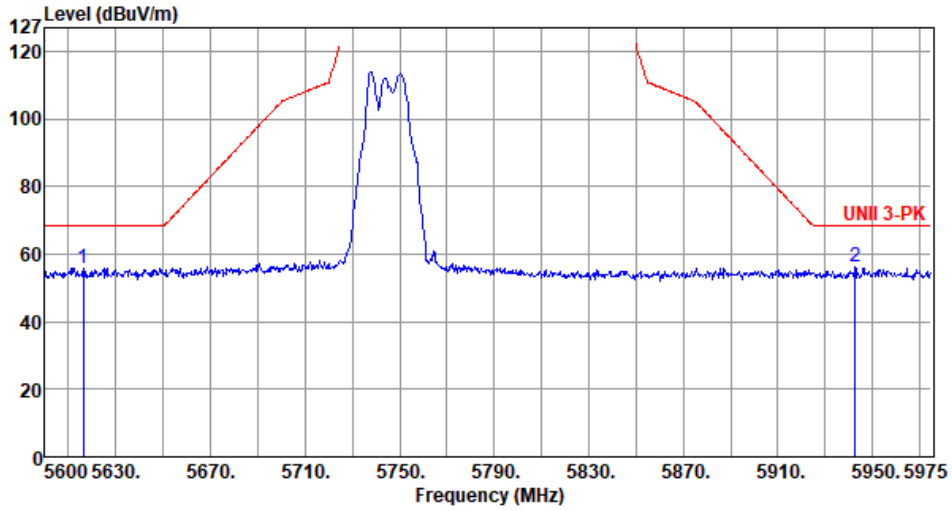

	Freq. MHz	Emission level dBuV/m	Limit dBuV/m	Margin dB	SA reading dBuV	Factor dB/m	Remark	ANT High cm	Turn Table deg
1	5616.13	55.92	68.20	-12.28	55.07	0.85	Peak	216	6
2	5942.75	56.46	68.20	-11.74	54.77	1.69	Peak	216	6

Note 1: Emission Level (dBuV/m) = SA Reading (dBuV) + Factor* (dB/m)
*Factor includes antenna factor , cable loss and amplifier gain
Note 2: Margin (dB) = Emission level (dBuV/m) – Limit (dBuV/m).

Modulation	11a	Test Freq. (MHz)	5745
Polarization	Vertical-Peak		

Test By :Brad Wu Temperature(℃):22 Humidity(%):66

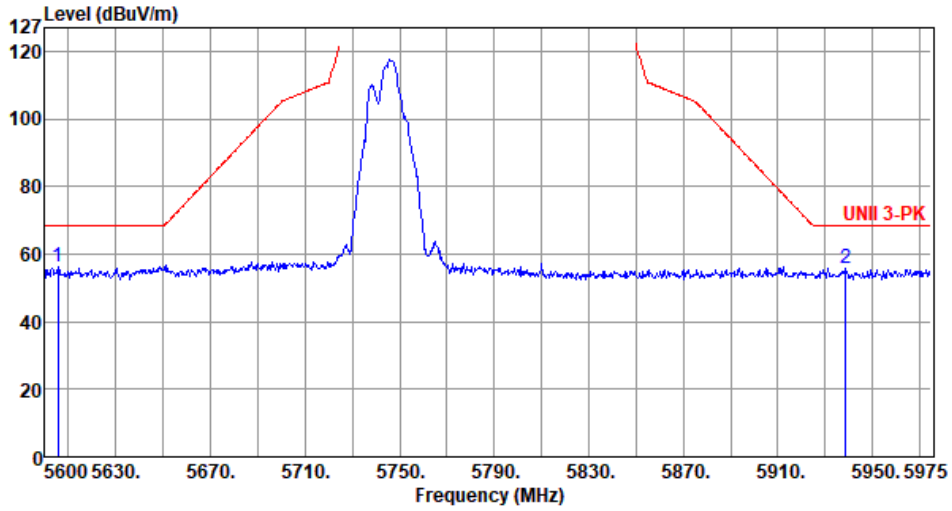

	Freq. MHz	Emission level dBuV/m	Limit dBuV/m	Margin dB	SA reading dBuV	Factor dB/m	Remark	ANT High cm	Turn Table deg
1	5605.63	56.04	68.20	-12.16	55.22	0.82	Peak	172	324
2	5938.63	55.95	68.20	-12.25	54.27	1.68	Peak	172	324

Note 1: Emission Level (dBuV/m) = SA Reading (dBuV) + Factor* (dB/m)
*Factor includes antenna factor , cable loss and amplifier gain
Note 2: Margin (dB) = Emission level (dBuV/m) – Limit (dBuV/m).

Modulation	11a	Test Freq. (MHz)	5785
Polarization	Horizontal-Peak		

Test By :Brad Wu Temperature(℃):22 Humidity(%):66

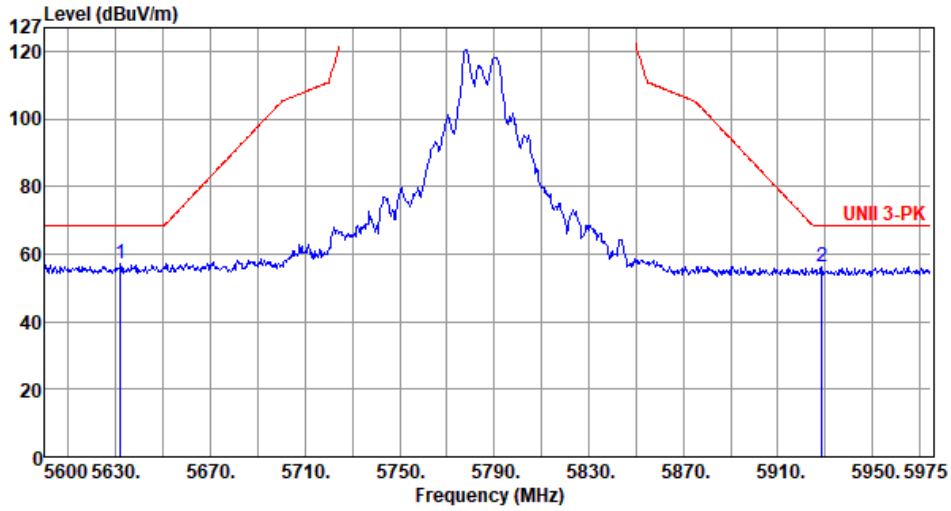

	Freq. MHz	Emission level dBuV/m	Limit dBuV/m	Margin dB	SA reading dBuV	Factor dB/m	Remark	ANT High cm	Turn Table deg
1	5631.88	56.97	68.20	-11.23	56.08	0.89	Peak	231	6
2	5928.50	56.08	68.20	-12.12	54.40	1.68	Peak	231	6

Note 1: Emission Level (dBuV/m) = SA Reading (dBuV) + Factor* (dB/m)
*Factor includes antenna factor , cable loss and amplifier gain
Note 2: Margin (dB) = Emission level (dBuV/m) – Limit (dBuV/m).

Modulation	11a	Test Freq. (MHz)	5785
Polarization	Vertical-Peak		

Test By :Brad Wu Temperature(℃):22 Humidity(%):66

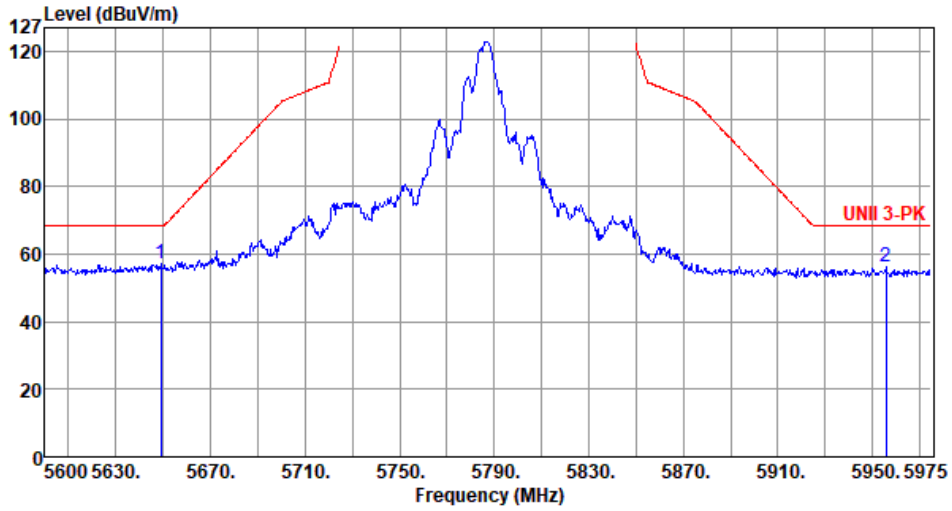

	Freq. MHz	Emission level dBuV/m	Limit dBuV/m	Margin dB	SA reading dBuV	Factor dB/m	Remark	ANT High cm	Turn Table deg
1	5649.13	57.26	68.20	-10.94	56.32	0.94	Peak	122	324
2	5955.88	56.06	68.20	-12.14	54.37	1.69	Peak	122	324

Note 1: Emission Level (dBuV/m) = SA Reading (dBuV) + Factor* (dB/m)
*Factor includes antenna factor , cable loss and amplifier gain
Note 2: Margin (dB) = Emission level (dBuV/m) – Limit (dBuV/m).

Modulation	11a	Test Freq. (MHz)	5825
Polarization	Horizontal-Peak		

Test By :Brad Wu Temperature(℃):22 Humidity(%):66

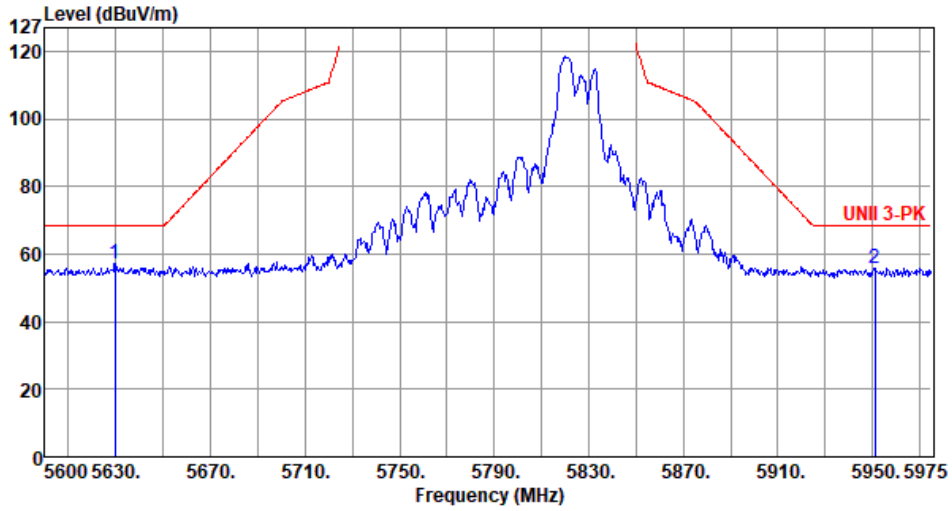

	Freq. MHz	Emission level dBuV/m	Limit dBuV/m	Margin dB	SA reading dBuV	Factor dB/m	Remark	ANT High cm	Turn Table deg
1	5629.63	57.19	68.20	-11.01	56.30	0.89	Peak	214	25
2	5951.00	55.90	68.20	-12.30	54.22	1.68	Peak	214	25

Note 1: Emission Level (dBuV/m) = SA Reading (dBuV) + Factor* (dB/m)
*Factor includes antenna factor , cable loss and amplifier gain
Note 2: Margin (dB) = Emission level (dBuV/m) – Limit (dBuV/m).

Modulation	11a	Test Freq. (MHz)	5825
Polarization	Vertical-Peak		

Test By :Brad Wu Temperature(℃):22 Humidity(%):66

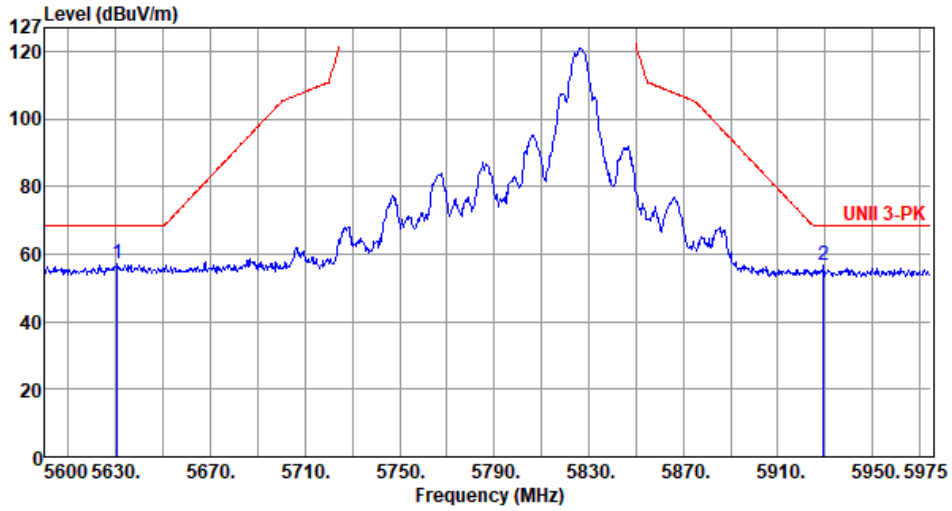

	Freq. MHz	Emission level dBuV/m	Limit dBuV/m	Margin dB	SA reading dBuV	Factor dB/m	Remark	ANT High cm	Turn Table deg
1	5630.75	57.00	68.20	-11.20	56.11	0.89	Peak	126	324
2	5929.25	56.70	68.20	-11.50	55.02	1.68	Peak	126	324

Note 1: Emission Level (dBuV/m) = SA Reading (dBuV) + Factor* (dB/m)
*Factor includes antenna factor , cable loss and amplifier gain
Note 2: Margin (dB) = Emission level (dBuV/m) – Limit (dBuV/m).

Modulation	be EHT20	**Test Freq. (MHz)**	5180
Polarization	Horizontal-Peak		

Test By :Brad Wu- Temperature(℃):22 Humidity(%):66

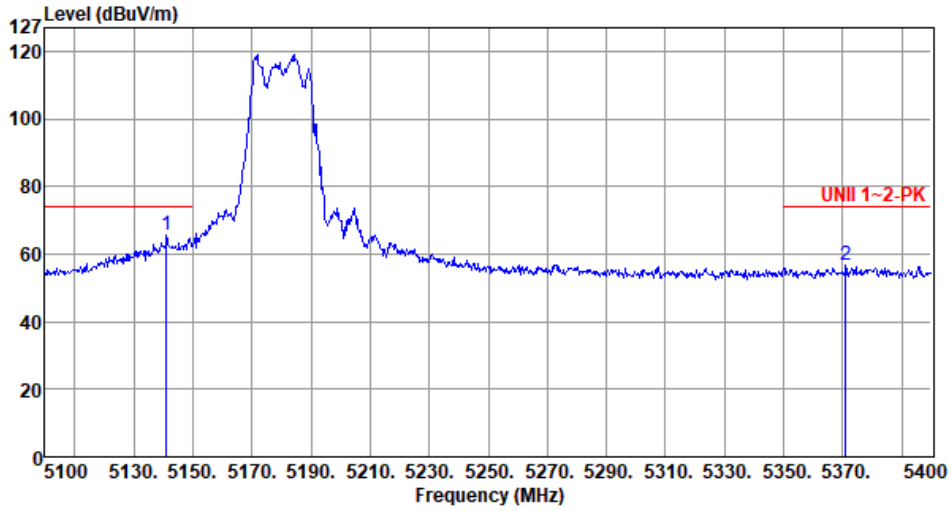

	Freq. MHz	Emission level dBuV/m	Limit dBuV/m	Margin dB	SA reading dBuV	Factor dB/m	Remark	ANT High cm	Turn Table deg
1	5141.10	65.41	74.00	-8.59	64.34	1.07	Peak	311	4
2	5370.90	56.71	74.00	-17.29	56.34	0.37	Peak	311	4

Note 1: Emission Level (dBuV/m) = SA Reading (dBuV) + Factor* (dB/m)
*Factor includes antenna factor , cable loss and amplifier gain
Note 2: Margin (dB) = Emission level (dBuV/m) – Limit (dBuV/m).

Modulation	be EHT20	**Test Freq. (MHz)**	5180
Polarization	Horizontal-Average		

Test By :Brad Wu- Temperature(℃):22 Humidity(%):66

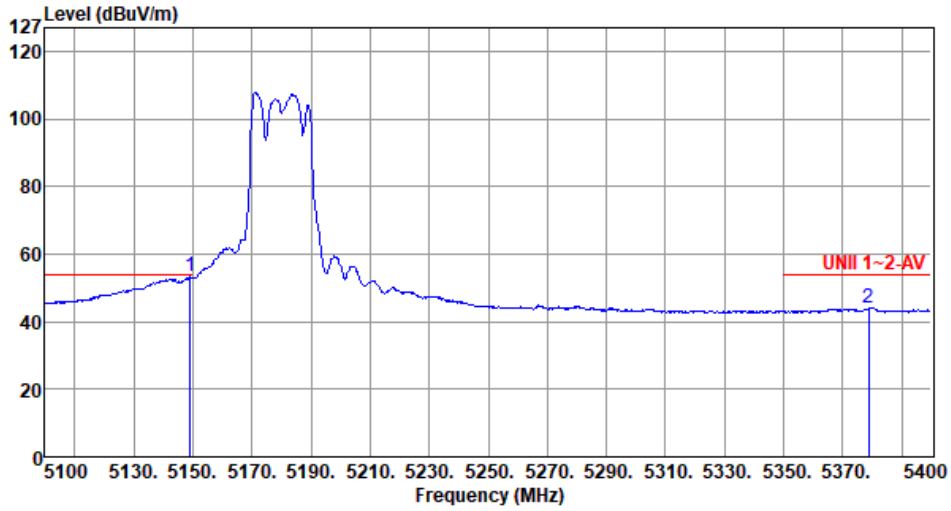

	Freq. MHz	Emission level dBuV/m	Limit dBuV/m	Margin dB	SA reading dBuV	Factor dB/m	Remark	ANT High cm	Turn Table deg
1	5149.20	53.61	54.00	-0.39	52.52	1.09	Average	311	4
2	5378.70	44.17	54.00	-9.83	43.77	0.40	Average	311	4

Note 1: Emission Level (dBuV/m) = SA Reading (dBuV) + Factor* (dB/m)
*Factor includes antenna factor , cable loss and amplifier gain
Note 2: Margin (dB) = Emission level (dBuV/m) – Limit (dBuV/m).

Modulation	be EHT20	**Test Freq. (MHz)**	5180
Polarization	Vertical-Peak		

Test By :Brad Wu- Temperature(℃):22 Humidity(%):66

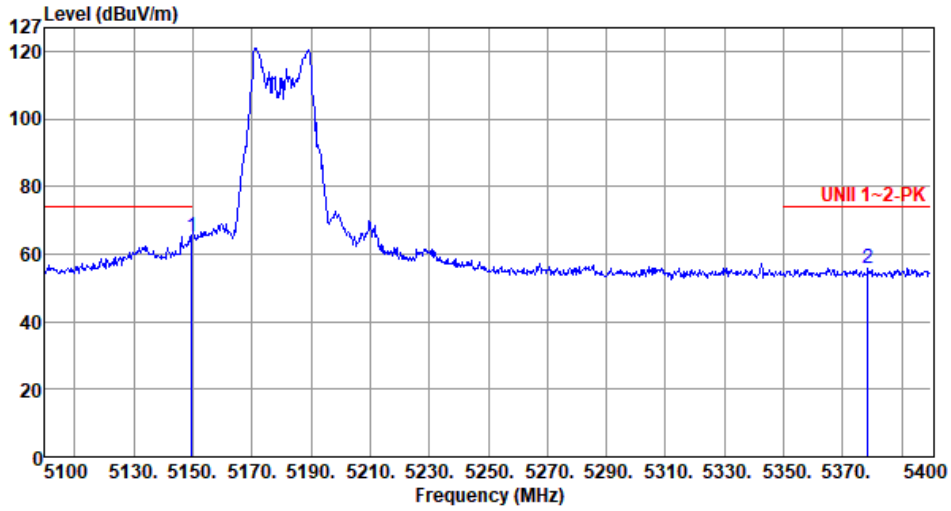

	Freq. MHz	Emission level dBuV/m	Limit dBuV/m	Margin dB	SA reading dBuV	Factor dB/m	Remark	ANT High cm	Turn Table deg
1	5149.80	65.35	74.00	-8.65	64.26	1.09	Peak	163	159
2	5378.40	55.78	74.00	-18.22	55.38	0.40	Peak	163	159

Note 1: Emission Level (dBuV/m) = SA Reading (dBuV) + Factor* (dB/m)
*Factor includes antenna factor , cable loss and amplifier gain
Note 2: Margin (dB) = Emission level (dBuV/m) – Limit (dBuV/m).

Modulation	be EHT20	**Test Freq. (MHz)**	5180
Polarization	Vertical-Average		

Test By :Brad Wu- Temperature(℃):22 Humidity(%):66

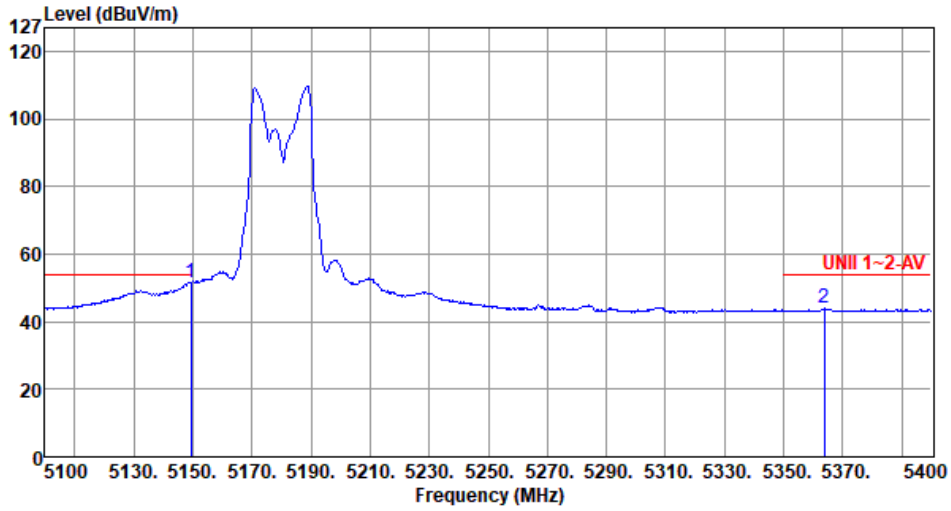

	Freq. MHz	Emission level dBuV/m	Limit dBuV/m	Margin dB	SA reading dBuV	Factor dB/m	Remark	ANT High cm	Turn Table deg
1	5149.50	51.69	54.00	-2.31	50.60	1.09	Average	163	159
2	5363.70	43.82	54.00	-10.18	43.46	0.36	Average	163	159

Note 1: Emission Level (dBuV/m) = SA Reading (dBuV) + Factor* (dB/m)
*Factor includes antenna factor , cable loss and amplifier gain
Note 2: Margin (dB) = Emission level (dBuV/m) – Limit (dBuV/m).

Modulation	be EHT20	**Test Freq. (MHz)**	5200
Polarization	Horizontal-Peak		

Test By :Brad Wu Temperature(℃):23 Humidity(%):64

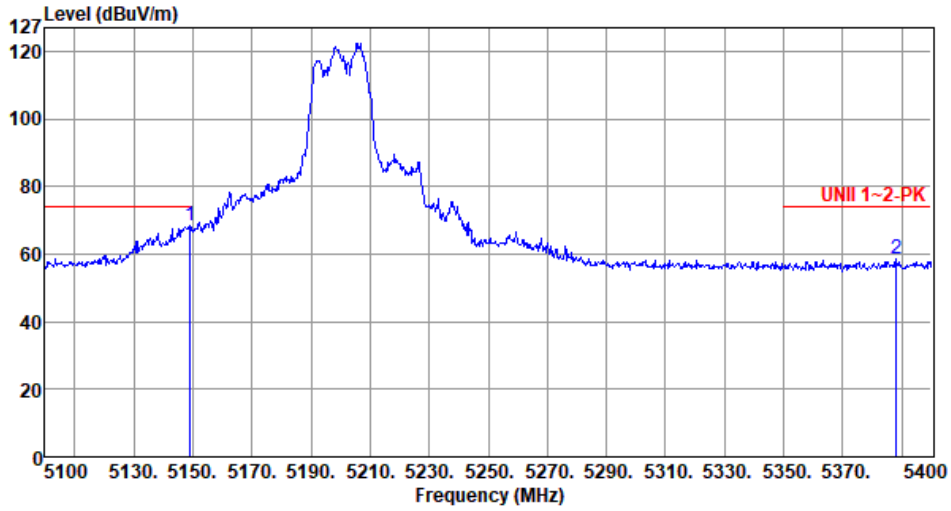

	Freq. MHz	Emission level dBuV/m	Limit dBuV/m	Margin dB	SA reading dBuV	Factor dB/m	Remark	ANT High cm	Turn Table deg
1	5149.20	68.34	74.00	-5.66	67.25	1.09	Peak	143	9
2	5388.00	58.41	74.00	-15.59	58.00	0.41	Peak	143	9

Note 1: Emission Level (dBuV/m) = SA Reading (dBuV) + Factor* (dB/m)
*Factor includes antenna factor , cable loss and amplifier gain
Note 2: Margin (dB) = Emission level (dBuV/m) – Limit (dBuV/m).

Modulation	be EHT20	**Test Freq. (MHz)**	5200
Polarization	Horizontal-Average		

Test By :Brad Wu Temperature(℃):23 Humidity(%):64

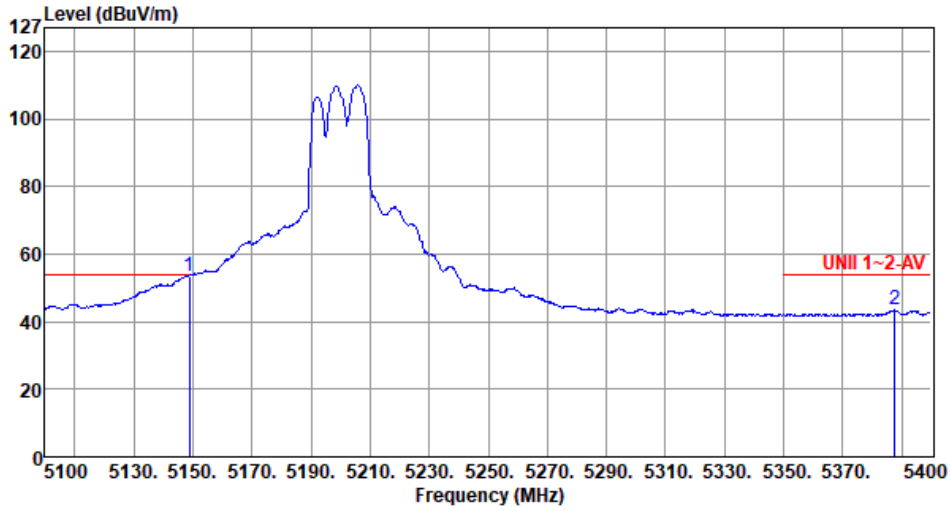

	Freq. MHz	Emission level dBuV/m	Limit dBuV/m	Margin dB	SA reading dBuV	Factor dB/m	Remark	ANT High cm	Turn Table deg
1	5148.90	53.52	54.00	-0.48	52.43	1.09	Average	143	9
2	5387.70	43.41	54.00	-10.59	43.00	0.41	Average	143	9

Note 1: Emission Level (dBuV/m) = SA Reading (dBuV) + Factor* (dB/m)
*Factor includes antenna factor , cable loss and amplifier gain
Note 2: Margin (dB) = Emission level (dBuV/m) – Limit (dBuV/m).

Modulation	be EHT20	**Test Freq. (MHz)**	5200
Polarization	Vertical-Peak		

Test By :Brad Wu Temperature(℃):23 Humidity(%):64

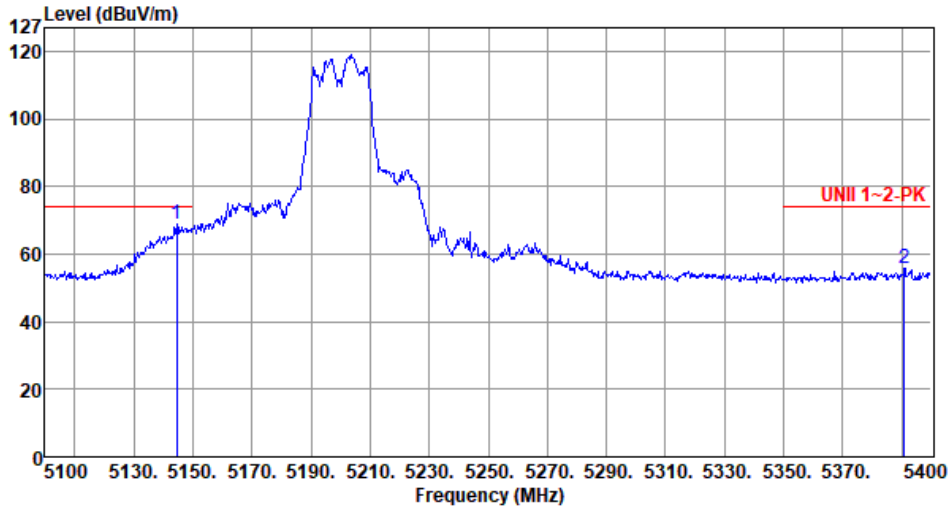

	Freq. MHz	Emission level dBuV/m	Limit dBuV/m	Margin dB	SA reading dBuV	Factor dB/m	Remark	ANT High cm	Turn Table deg
1	5144.70	69.10	74.00	-4.90	68.03	1.07	Peak	306	269
2	5390.70	55.75	74.00	-18.25	55.34	0.41	Peak	306	269

Note 1: Emission Level (dBuV/m) = SA Reading (dBuV) + Factor* (dB/m)
*Factor includes antenna factor , cable loss and amplifier gain
Note 2: Margin (dB) = Emission level (dBuV/m) – Limit (dBuV/m).

Modulation	be EHT20	**Test Freq. (MHz)**	5200
Polarization	Vertical-Average		

Test By :Brad Wu Temperature(℃):23 Humidity(%):64

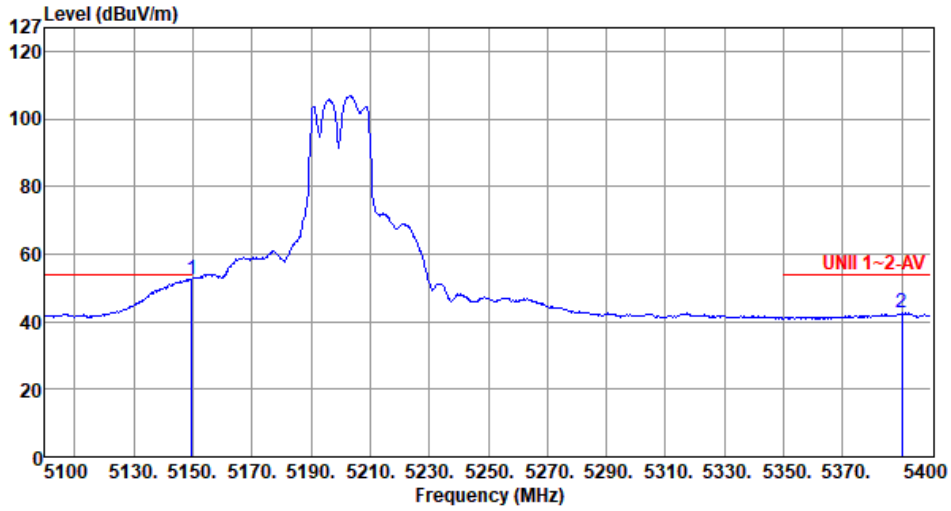

	Freq. MHz	Emission level dBuV/m	Limit dBuV/m	Margin dB	SA reading dBuV	Factor dB/m	Remark	ANT High cm	Turn Table deg
1	5149.80	52.62	54.00	-1.38	51.53	1.09	Average	306	269
2	5390.10	42.63	54.00	-11.37	42.22	0.41	Average	306	269

Note 1: Emission Level (dBuV/m) = SA Reading (dBuV) + Factor* (dB/m)
*Factor includes antenna factor , cable loss and amplifier gain
Note 2: Margin (dB) = Emission level (dBuV/m) – Limit (dBuV/m).

Modulation	be EHT20	**Test Freq. (MHz)**	5240
Polarization	Horizontal-Peak		

Test By :Brad Wu Temperature(℃):23 Humidity(%):64

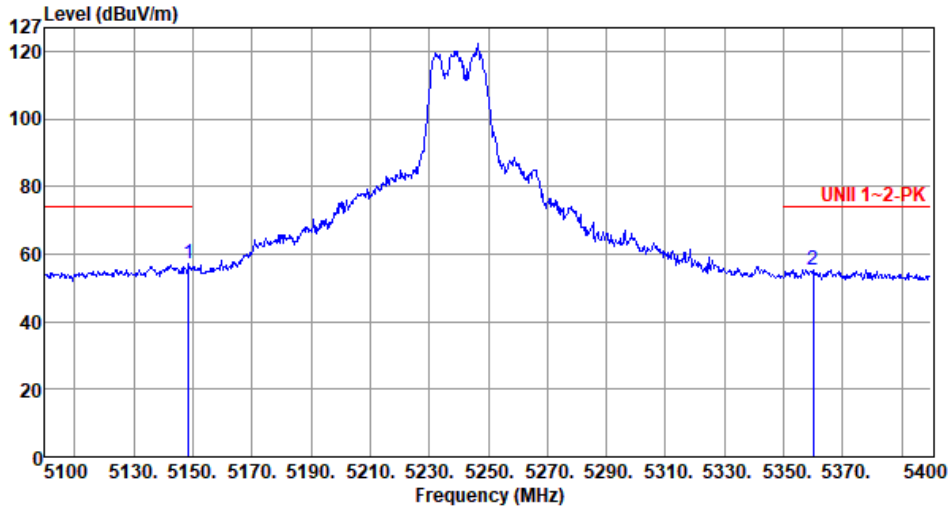

	Freq. MHz	Emission level dBuV/m	Limit dBuV/m	Margin dB	SA reading dBuV	Factor dB/m	Remark	ANT High cm	Turn Table deg
1	5148.60	57.36	74.00	-16.64	56.27	1.09	Peak	123	359
2	5360.10	55.43	74.00	-18.57	55.09	0.34	Peak	123	359

Note 1: Emission Level (dBuV/m) = SA Reading (dBuV) + Factor* (dB/m)
*Factor includes antenna factor , cable loss and amplifier gain
Note 2: Margin (dB) = Emission level (dBuV/m) – Limit (dBuV/m).

Modulation	be EHT20	**Test Freq. (MHz)**	5240
Polarization	Horizontal-Average		

Test By :Brad Wu Temperature(℃):23 Humidity(%):64

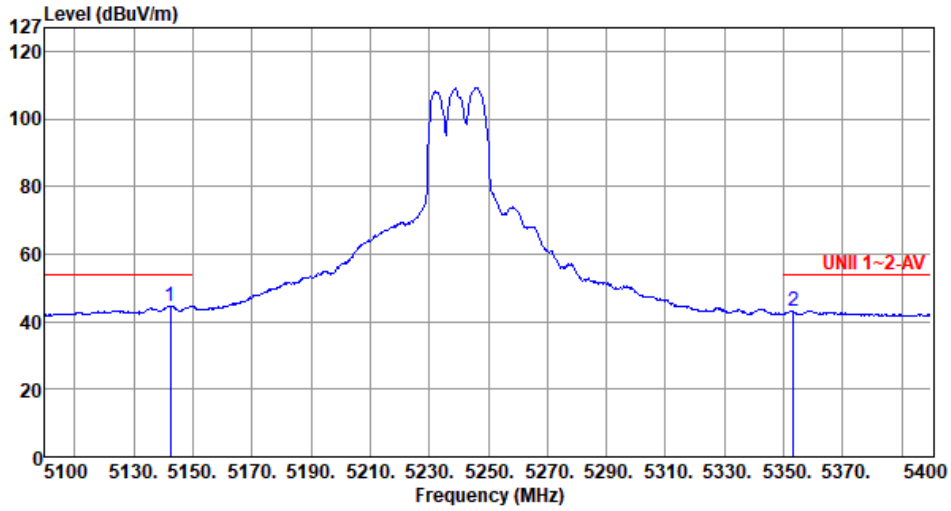

	Freq. MHz	Emission level dBuV/m	Limit dBuV/m	Margin dB	SA reading dBuV	Factor dB/m	Remark	ANT High cm	Turn Table deg
1	5142.30	44.57	54.00	-9.43	43.51	1.06	Average	123	359
2	5353.20	43.18	54.00	-10.82	42.84	0.34	Average	123	359

Note 1: Emission Level (dBuV/m) = SA Reading (dBuV) + Factor* (dB/m)
*Factor includes antenna factor , cable loss and amplifier gain
Note 2: Margin (dB) = Emission level (dBuV/m) – Limit (dBuV/m).

Modulation	be EHT20	**Test Freq. (MHz)**	5240
Polarization	Vertical-Peak		

Test By :Brad Wu Temperature(℃):23 Humidity(%):64

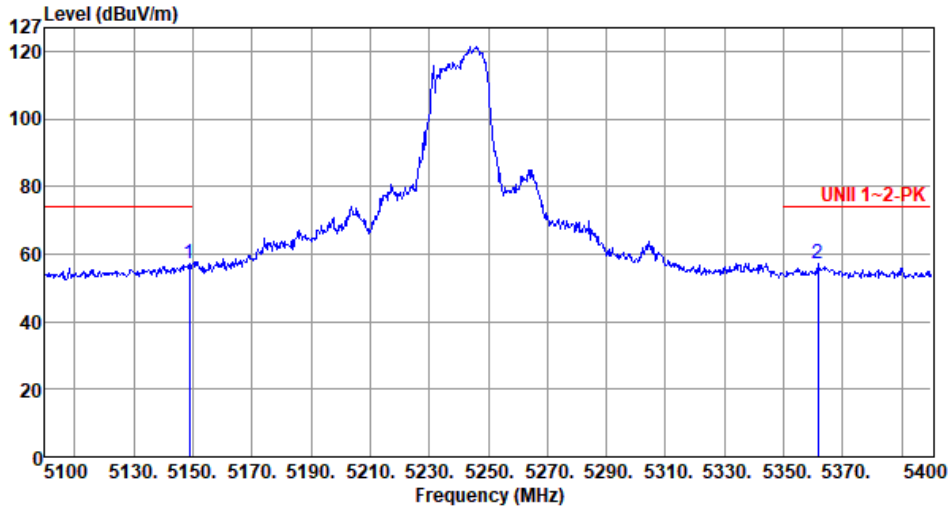

	Freq. MHz	Emission level dBuV/m	Limit dBuV/m	Margin dB	SA reading dBuV	Factor dB/m	Remark	ANT High cm	Turn Table deg
1	5148.90	57.06	74.00	-16.94	55.97	1.09	Peak	177	12
2	5361.60	57.01	74.00	-16.99	56.66	0.35	Peak	177	12

Note 1: Emission Level (dBuV/m) = SA Reading (dBuV) + Factor* (dB/m)
*Factor includes antenna factor , cable loss and amplifier gain
Note 2: Margin (dB) = Emission level (dBuV/m) – Limit (dBuV/m).

Modulation	be EHT20	Test Freq. (MHz)	5240
Polarization	Vertical-Average		

Test By :Brad Wu Temperature(℃):23 Humidity(%):64

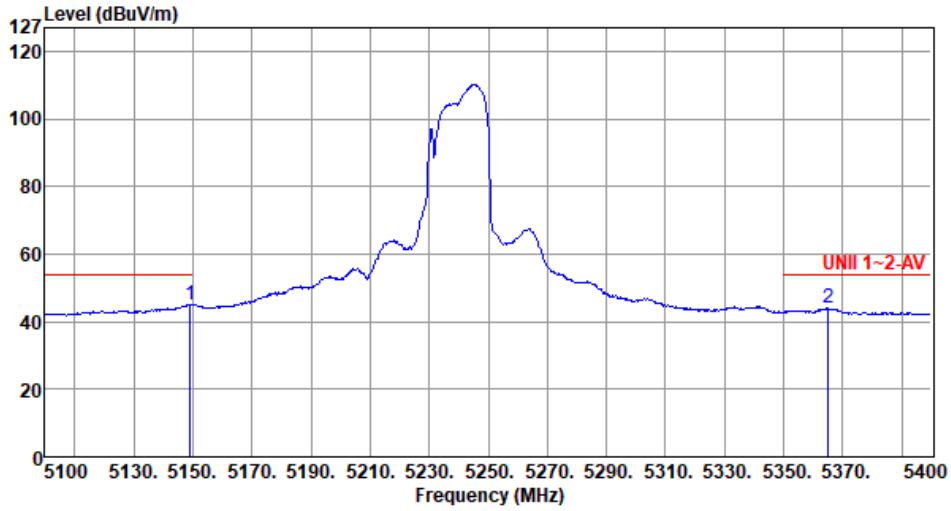

	Freq. MHz	Emission level dBuV/m	Limit dBuV/m	Margin dB	SA reading dBuV	Factor dB/m	Remark	ANT High cm	Turn Table deg
1	5149.20	45.19	54.00	-8.81	44.10	1.09	Average	177	12
2	5365.20	44.13	54.00	-9.87	43.77	0.36	Average	177	12

Note 1: Emission Level (dBuV/m) = SA Reading (dBuV) + Factor* (dB/m)
*Factor includes antenna factor , cable loss and amplifier gain
Note 2: Margin (dB) = Emission level (dBuV/m) – Limit (dBuV/m).

Modulation	be EHT20	**Test Freq. (MHz)**	5260
Polarization	Horizontal-Peak		

Test By :Brad Wu Temperature(℃):23 Humidity(%):64

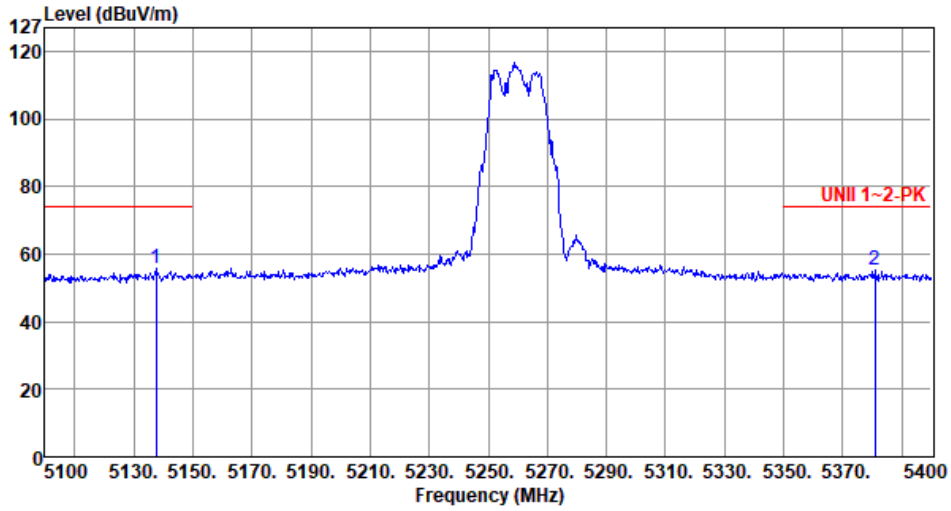

	Freq. MHz	Emission level dBuV/m	Limit dBuV/m	Margin dB	SA reading dBuV	Factor dB/m	Remark	ANT High cm	Turn Table deg
1	5137.50	55.69	74.00	-18.31	54.62	1.07	Peak	184	13
2	5380.80	55.11	74.00	-18.89	54.72	0.39	Peak	184	13

Note 1: Emission Level (dBuV/m) = SA Reading (dBuV) + Factor* (dB/m)
*Factor includes antenna factor , cable loss and amplifier gain
Note 2: Margin (dB) = Emission level (dBuV/m) – Limit (dBuV/m).

Modulation	be EHT20	Test Freq. (MHz)	5260
Polarization	Horizontal-Average		

Test By :Brad Wu Temperature(℃):23 Humidity(%):64

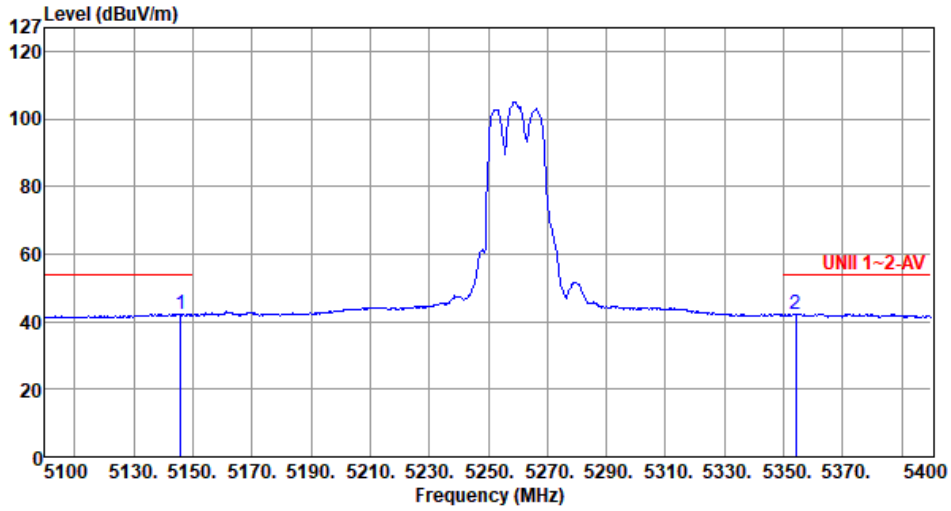

	Freq. MHz	Emission level dBuV/m	Limit dBuV/m	Margin dB	SA reading dBuV	Factor dB/m	Remark	ANT High cm	Turn Table deg
1	5145.90	42.32	54.00	-11.68	41.25	1.07	Average	184	13
2	5354.10	42.39	54.00	-11.61	42.05	0.34	Average	184	13

Note 1: Emission Level (dBuV/m) = SA Reading (dBuV) + Factor* (dB/m)
*Factor includes antenna factor , cable loss and amplifier gain
Note 2: Margin (dB) = Emission level (dBuV/m) – Limit (dBuV/m).

Modulation	be EHT20	**Test Freq. (MHz)**	5260
Polarization	Vertical-Peak		

Test By :Brad Wu Temperature(℃):23 Humidity(%):64

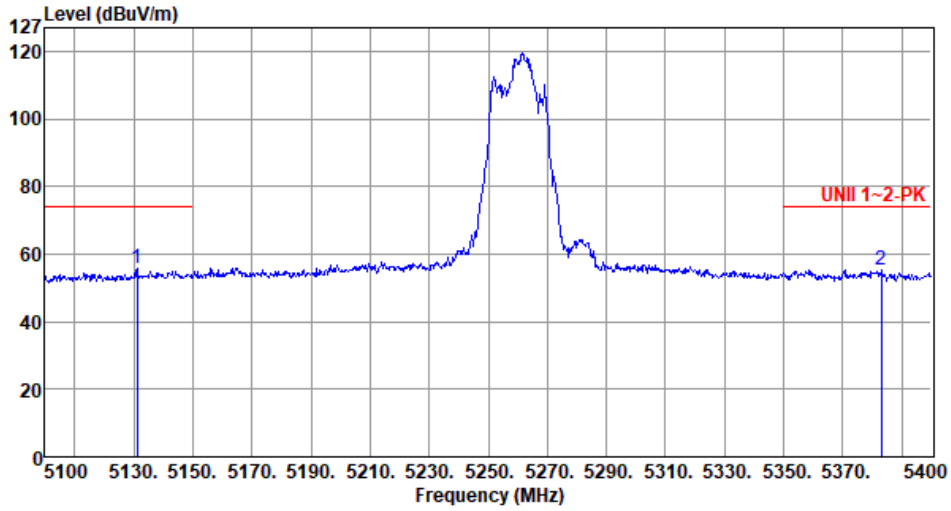

	Freq. MHz	Emission level dBuV/m	Limit dBuV/m	Margin dB	SA reading dBuV	Factor dB/m	Remark	ANT High cm	Turn Table deg
1	5131.20	55.56	74.00	-18.44	54.51	1.05	Peak	167	316
2	5382.90	55.27	74.00	-18.73	54.87	0.40	Peak	167	316

Note 1: Emission Level (dBuV/m) = SA Reading (dBuV) + Factor* (dB/m)
*Factor includes antenna factor , cable loss and amplifier gain
Note 2: Margin (dB) = Emission level (dBuV/m) – Limit (dBuV/m).

Modulation	be EHT20	**Test Freq. (MHz)**	5260
Polarization	Vertical-Average		

Test By :Brad Wu Temperature(℃):23 Humidity(%):64

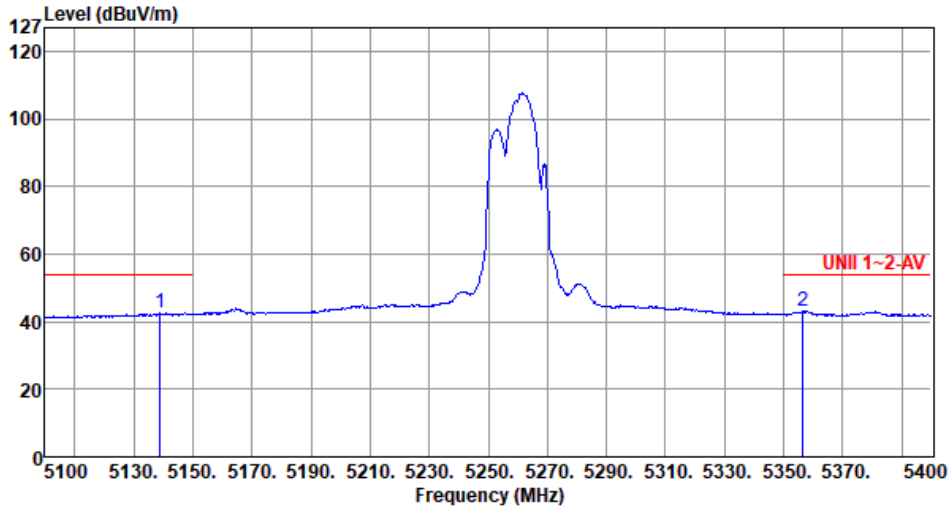

	Freq. MHz	Emission level dBuV/m	Limit dBuV/m	Margin dB	SA reading dBuV	Factor dB/m	Remark	ANT High cm	Turn Table deg
1	5139.00	42.50	54.00	-11.50	41.43	1.07	Average	167	316
2	5356.50	43.28	54.00	-10.72	42.94	0.34	Average	167	316

Note 1: Emission Level (dBuV/m) = SA Reading (dBuV) + Factor* (dB/m)
*Factor includes antenna factor , cable loss and amplifier gain
Note 2: Margin (dB) = Emission level (dBuV/m) – Limit (dBuV/m).

Modulation	be EHT20	**Test Freq. (MHz)**	5300
Polarization	Horizontal-Peak		

Test By :Brad Wu Temperature(℃):23 Humidity(%):64

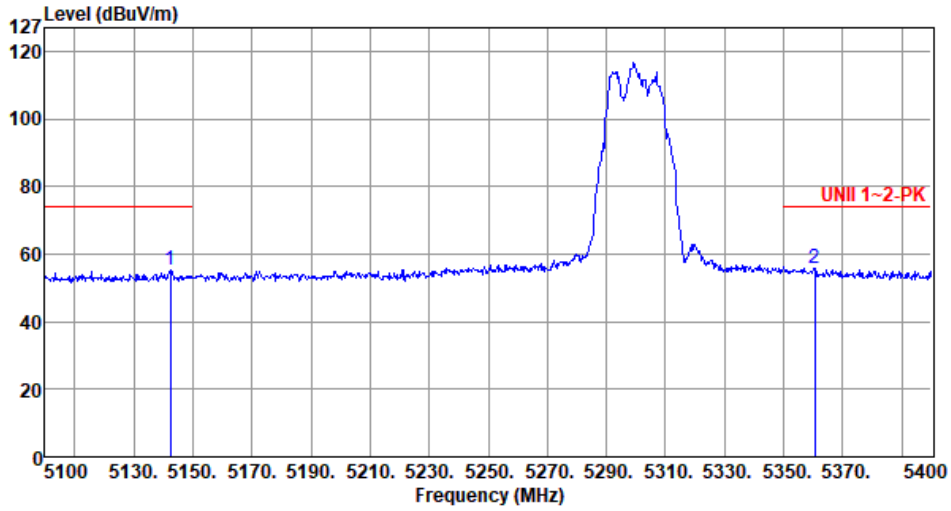

	Freq. MHz	Emission level dBuV/m	Limit dBuV/m	Margin dB	SA reading dBuV	Factor dB/m	Remark	ANT High cm	Turn Table deg
1	5142.30	55.07	74.00	-18.93	54.01	1.06	Peak	201	8
2	5360.40	56.00	74.00	-18.00	55.66	0.34	Peak	201	8

Note 1: Emission Level (dBuV/m) = SA Reading (dBuV) + Factor* (dB/m)
*Factor includes antenna factor , cable loss and amplifier gain
Note 2: Margin (dB) = Emission level (dBuV/m) – Limit (dBuV/m).

Modulation	be EHT20	**Test Freq. (MHz)**	5300
Polarization	Horizontal-Average		

Test By :Brad Wu Temperature(℃):23 Humidity(%):64

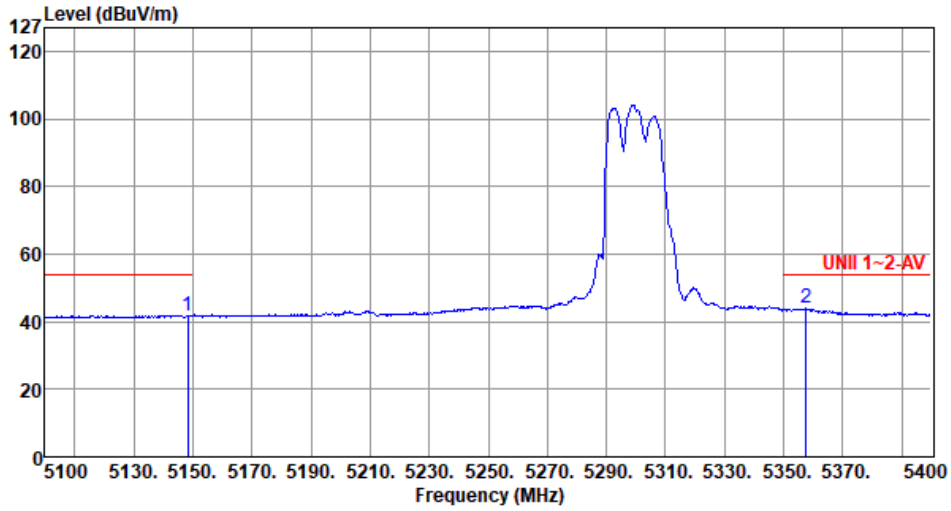

	Freq. MHz	Emission level dBuV/m	Limit dBuV/m	Margin dB	SA reading dBuV	Factor dB/m	Remark	ANT High cm	Turn Table deg
1	5148.30	41.79	54.00	-12.21	40.70	1.09	Average	201	8
2	5357.70	44.00	54.00	-10.00	43.65	0.35	Average	201	8

Note 1: Emission Level (dBuV/m) = SA Reading (dBuV) + Factor* (dB/m)
*Factor includes antenna factor , cable loss and amplifier gain
Note 2: Margin (dB) = Emission level (dBuV/m) – Limit (dBuV/m).

Modulation	be EHT20	**Test Freq. (MHz)**	5300
Polarization	Vertical-Peak		

Test By :Brad Wu Temperature(℃):23 Humidity(%):64

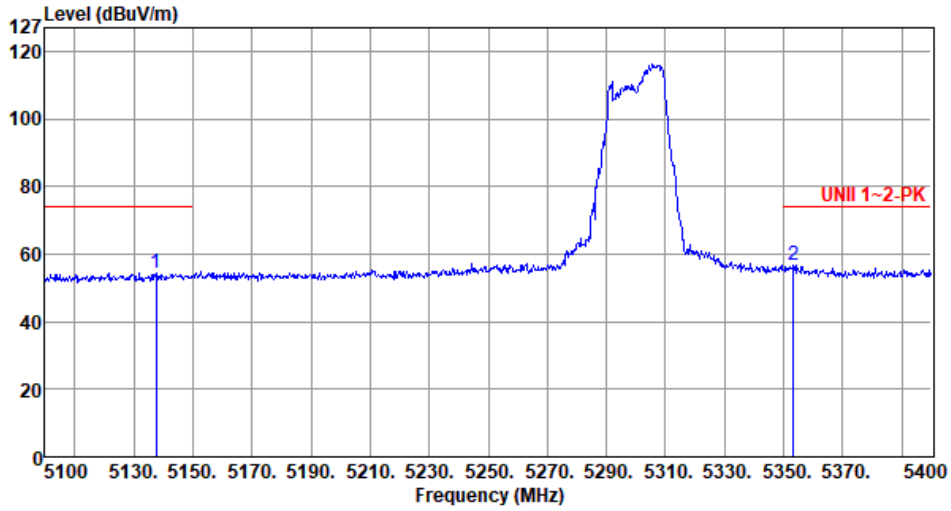

	Freq. MHz	Emission level dBuV/m	Limit dBuV/m	Margin dB	SA reading dBuV	Factor dB/m	Remark	ANT High cm	Turn Table deg
1	5137.50	54.48	74.00	-19.52	53.41	1.07	Peak	124	16
2	5353.20	56.61	74.00	-17.39	56.27	0.34	Peak	124	16

Note 1: Emission Level (dBuV/m) = SA Reading (dBuV) + Factor* (dB/m)
*Factor includes antenna factor , cable loss and amplifier gain
Note 2: Margin (dB) = Emission level (dBuV/m) – Limit (dBuV/m).

Modulation	be EHT20	**Test Freq. (MHz)**	5300
Polarization	Vertical-Average		

Test By :Brad Wu Temperature(℃):23 Humidity(%):64

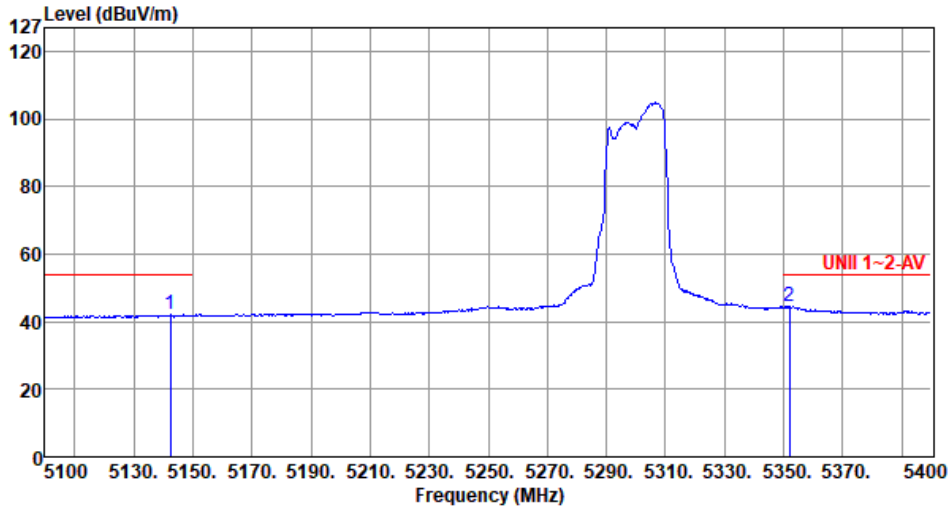

	Freq. MHz	Emission level dBuV/m	Limit dBuV/m	Margin dB	SA reading dBuV	Factor dB/m	Remark	ANT High cm	Turn Table deg
1	5142.30	42.16	54.00	-11.84	41.10	1.06	Average	124	16
2	5352.00	44.47	54.00	-9.53	44.14	0.33	Average	124	16

Note 1: Emission Level (dBuV/m) = SA Reading (dBuV) + Factor* (dB/m)
*Factor includes antenna factor , cable loss and amplifier gain
Note 2: Margin (dB) = Emission level (dBuV/m) – Limit (dBuV/m).

Modulation	be EHT20	**Test Freq. (MHz)**	5320
Polarization	Horizontal-Peak		

Test By :Brad Wu- Temperature(℃):22 Humidity(%):66

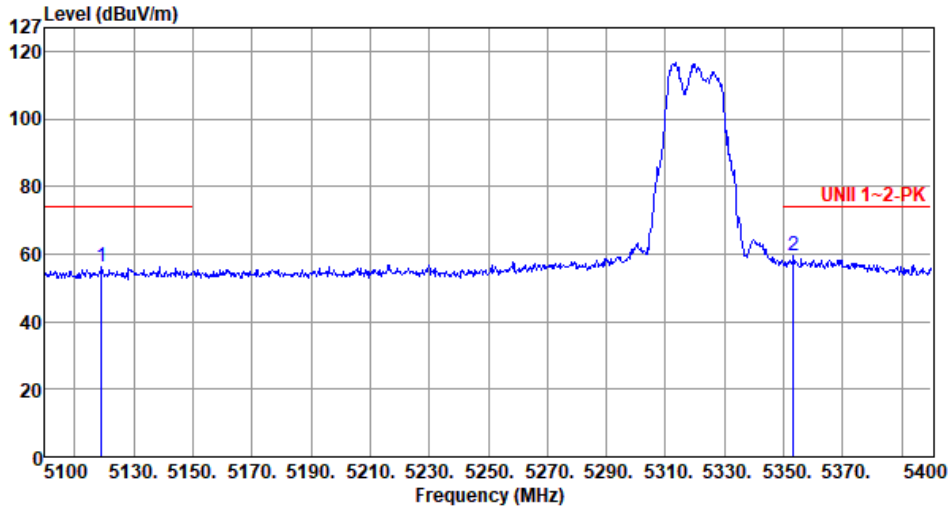

	Freq. MHz	Emission level dBuV/m	Limit dBuV/m	Margin dB	SA reading dBuV	Factor dB/m	Remark	ANT High cm	Turn Table deg
1	5119.20	56.23	74.00	-17.77	55.20	1.03	Peak	192	16
2	5353.20	59.39	74.00	-14.61	59.05	0.34	Peak	192	16

Note 1: Emission Level (dBuV/m) = SA Reading (dBuV) + Factor* (dB/m)
*Factor includes antenna factor , cable loss and amplifier gain
Note 2: Margin (dB) = Emission level (dBuV/m) – Limit (dBuV/m).

Modulation	be EHT20	**Test Freq. (MHz)**	5320
Polarization	Horizontal-Average		

Test By :Brad Wu- Temperature(℃):22 Humidity(%):66

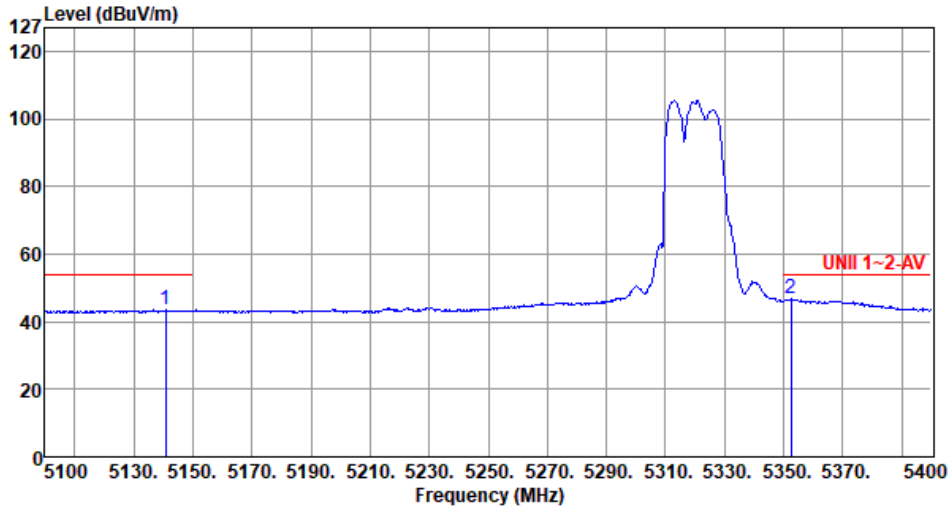

	Freq. MHz	Emission level dBuV/m	Limit dBuV/m	Margin dB	SA reading dBuV	Factor dB/m	Remark	ANT High cm	Turn Table deg
1	5140.80	43.49	54.00	-10.51	42.42	1.07	Average	192	16
2	5352.60	46.82	54.00	-7.18	46.48	0.34	Average	192	16

Note 1: Emission Level (dBuV/m) = SA Reading (dBuV) + Factor* (dB/m)
*Factor includes antenna factor , cable loss and amplifier gain
Note 2: Margin (dB) = Emission level (dBuV/m) – Limit (dBuV/m).

Modulation	be EHT20	**Test Freq. (MHz)**	5320
Polarization	Vertical-Peak		

Test By :Brad Wu- Temperature(℃):22 Humidity(%):66

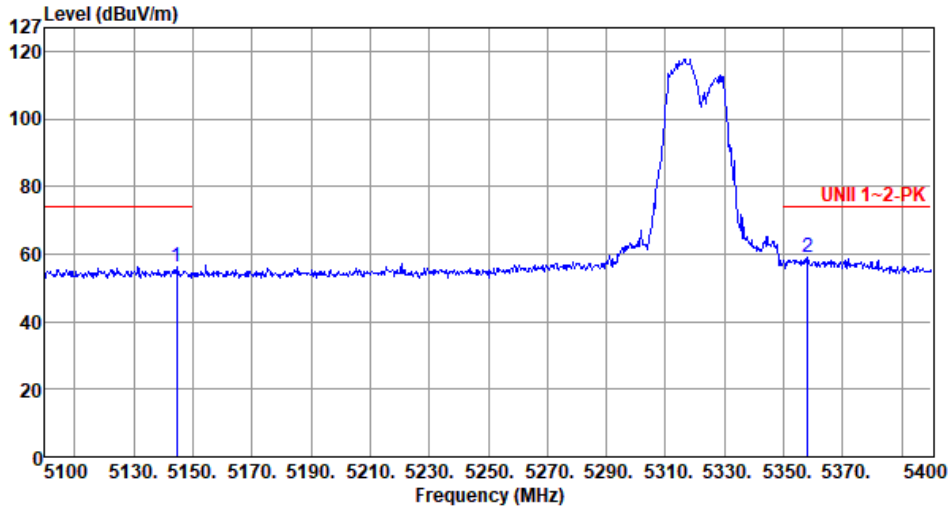

	Freq. MHz	Emission level dBuV/m	Limit dBuV/m	Margin dB	SA reading dBuV	Factor dB/m	Remark	ANT High cm	Turn Table deg
1	5144.70	56.41	74.00	-17.59	55.34	1.07	Peak	159	191
2	5358.00	58.98	74.00	-15.02	58.63	0.35	Peak	159	191

Note 1: Emission Level (dBuV/m) = SA Reading (dBuV) + Factor* (dB/m)
*Factor includes antenna factor , cable loss and amplifier gain
Note 2: Margin (dB) = Emission level (dBuV/m) – Limit (dBuV/m).

Modulation	be EHT20	**Test Freq. (MHz)**	5320
Polarization	Vertical-Average		

Test By :Brad Wu- Temperature(℃):22 Humidity(%):66

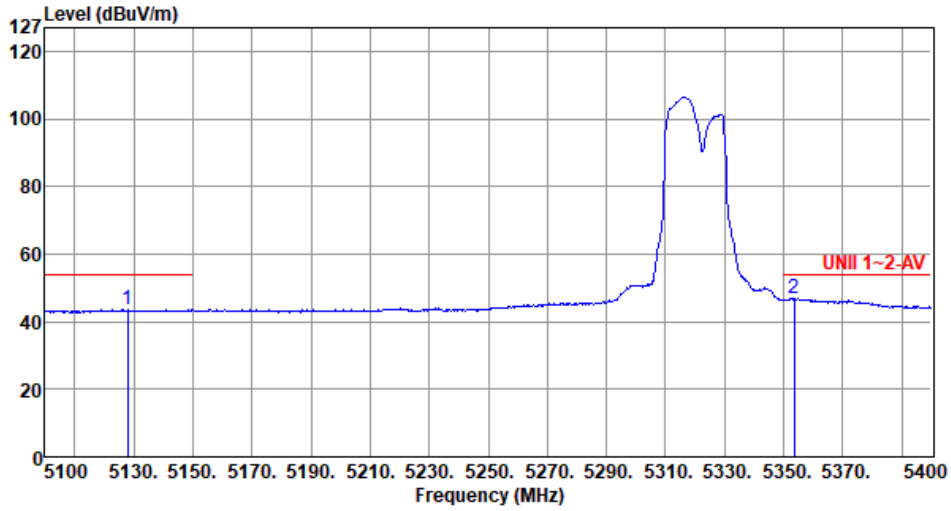

	Freq. MHz	Emission level dBuV/m	Limit dBuV/m	Margin dB	SA reading dBuV	Factor dB/m	Remark	ANT High cm	Turn Table deg
1	5127.90	43.66	54.00	-10.34	42.62	1.04	Average	159	191
2	5353.50	46.89	54.00	-7.11	46.55	0.34	Average	159	191

Note 1: Emission Level (dBuV/m) = SA Reading (dBuV) + Factor* (dB/m)
*Factor includes antenna factor , cable loss and amplifier gain
Note 2: Margin (dB) = Emission level (dBuV/m) – Limit (dBuV/m).

Modulation	be EHT20	**Test Freq. (MHz)**	5500
Polarization	Horizontal-Peak		

Test By :Brad Wu- Temperature(℃):22 Humidity(%):66

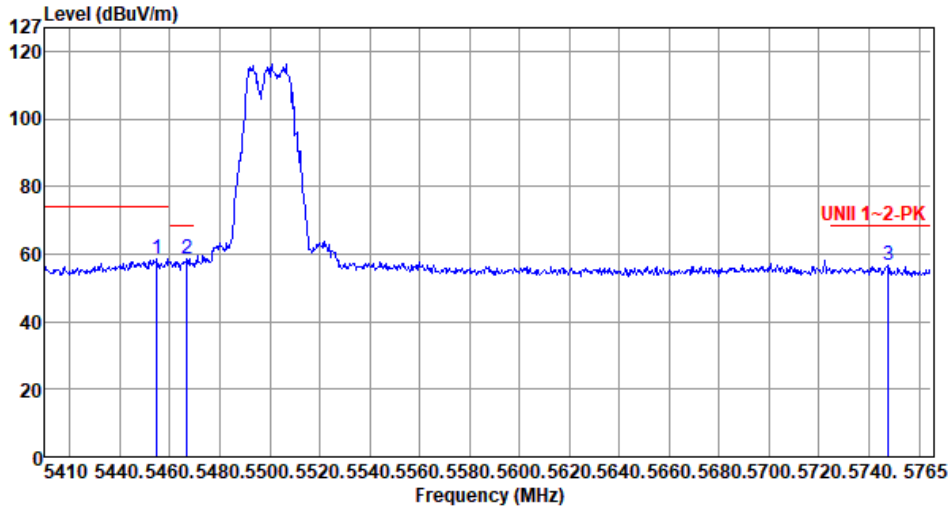

	Freq. MHz	Emission level dBuV/m	Limit dBuV/m	Margin dB	SA reading dBuV	Factor dB/m	Remark	ANT High cm	Turn Table deg
1	5454.73	58.59	74.00	-15.41	57.91	0.68	Peak	151	1
2	5466.80	58.65	68.20	-9.55	57.93	0.72	Peak	193	16
3	5747.61	56.72	68.20	-11.48	55.53	1.19	Peak	193	16

Note 1: Emission Level (dBuV/m) = SA Reading (dBuV) + Factor* (dB/m)
*Factor includes antenna factor , cable loss and amplifier gain
Note 2: Margin (dB) = Emission level (dBuV/m) – Limit (dBuV/m).

Modulation	be EHT20	**Test Freq. (MHz)**	5500
Polarization	Horizontal-Average		

Test By :Brad Wu- Temperature(℃):22 Humidity(%):66

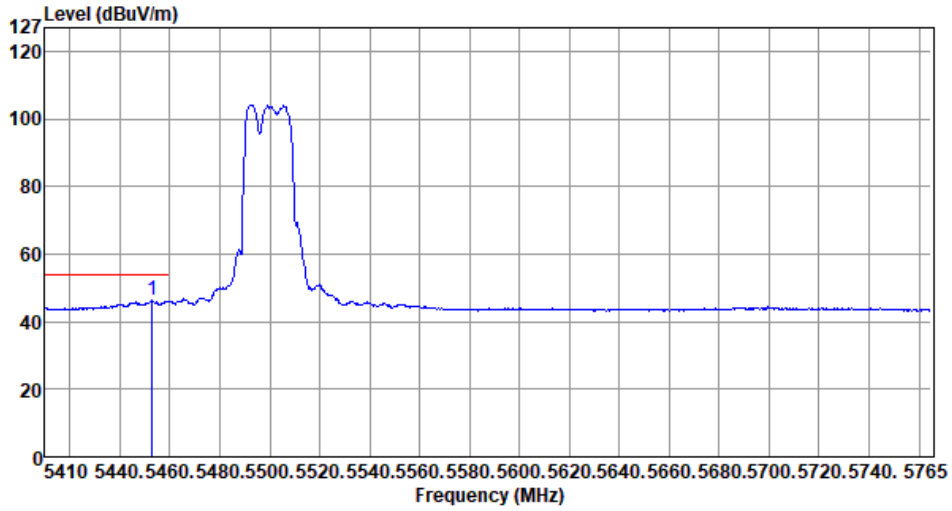

	Freq. MHz	Emission level dBuV/m	Limit dBuV/m	Margin dB	SA reading dBuV	Factor dB/m	Remark	ANT High cm	Turn Table deg
1	5452.96	46.17	54.00	-7.83	45.49	0.68	Average	151	1

Note 1: Emission Level (dBuV/m) = SA Reading (dBuV) + Factor* (dB/m)
*Factor includes antenna factor , cable loss and amplifier gain
Note 2: Margin (dB) = Emission level (dBuV/m) – Limit (dBuV/m).

Modulation	be EHT20	**Test Freq. (MHz)**	5500
Polarization	Vertical-Peak		

Test By :Brad Wu- Temperature(℃):22 Humidity(%):66

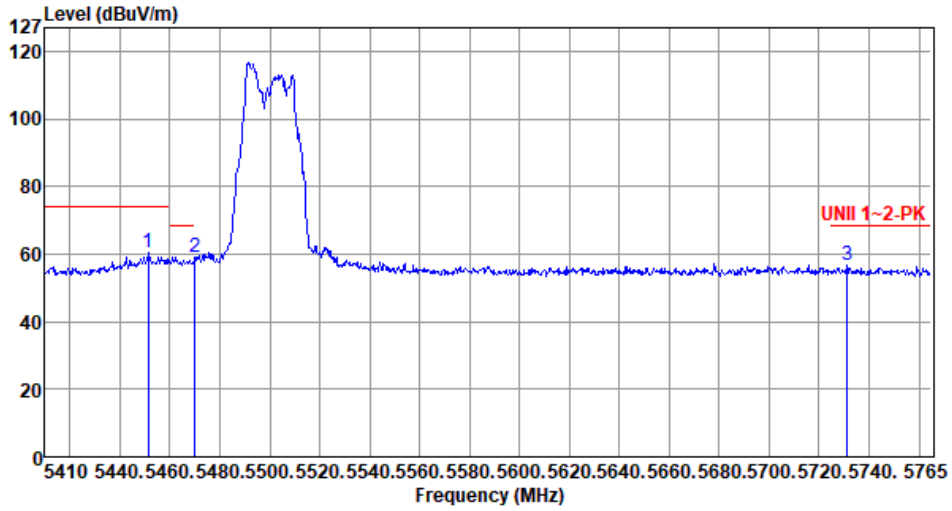

	Freq. MHz	Emission level dBuV/m	Limit dBuV/m	Margin dB	SA reading dBuV	Factor dB/m	Remark	ANT High cm	Turn Table deg
1	5451.18	60.37	74.00	-13.63	59.70	0.67	Peak	249	138
2	5470.00	59.03	68.20	-9.17	58.31	0.72	Peak	134	190
3	5731.28	56.56	68.20	-11.64	55.42	1.14	Peak	134	190

Note 1: Emission Level (dBuV/m) = SA Reading (dBuV) + Factor* (dB/m)
*Factor includes antenna factor , cable loss and amplifier gain
Note 2: Margin (dB) = Emission level (dBuV/m) – Limit (dBuV/m).

Modulation	be EHT20	**Test Freq. (MHz)**	5500
Polarization	Vertical-Average		

Test By :Brad Wu- Temperature(℃):22 Humidity(%):66

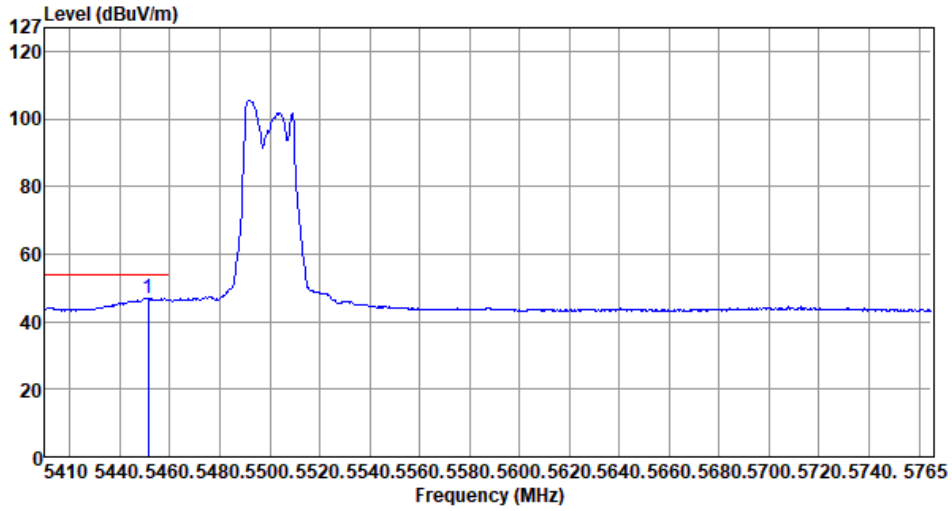

	Freq. MHz	Emission level dBuV/m	Limit dBuV/m	Margin dB	SA reading dBuV	Factor dB/m	Remark	ANT High cm	Turn Table deg
1	5451.18	46.98	54.00	-7.02	46.31	0.67	Average	249	138

Note 1: Emission Level (dBuV/m) = SA Reading (dBuV) + Factor* (dB/m)
*Factor includes antenna factor , cable loss and amplifier gain
Note 2: Margin (dB) = Emission level (dBuV/m) – Limit (dBuV/m).

Modulation	be EHT20	**Test Freq. (MHz)**	5580
Polarization	Horizontal-Peak		

Test By :Brad Wu Temperature(℃):23 Humidity(%):64

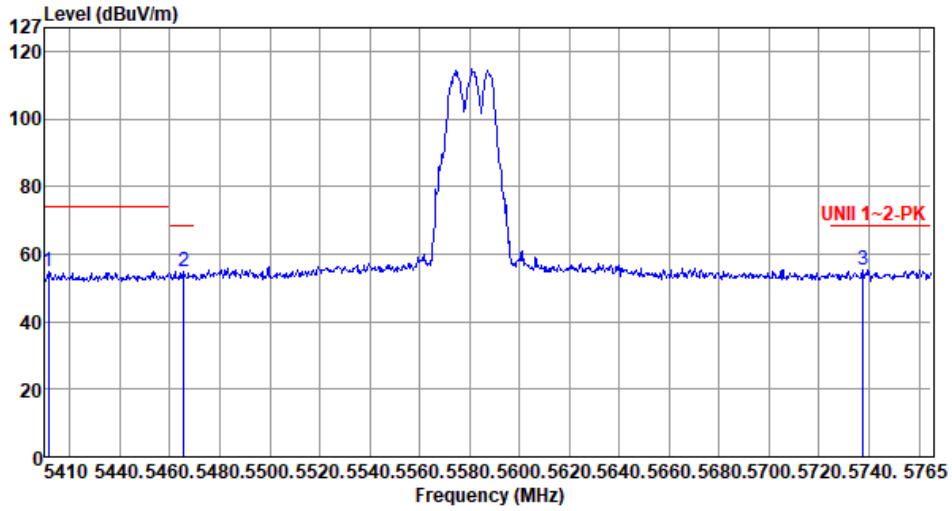

	Freq. MHz	Emission level dBuV/m	Limit dBuV/m	Margin dB	SA reading dBuV	Factor dB/m	Remark	ANT High cm	Turn Table deg
1	5411.42	54.93	74.00	-19.07	54.44	0.49	Peak	181	182
2	5465.74	54.73	68.20	-13.47	54.01	0.72	Peak	181	182
3	5737.67	55.51	68.20	-12.69	54.35	1.16	Peak	181	182

Note 1: Emission Level (dBuV/m) = SA Reading (dBuV) + Factor* (dB/m)
*Factor includes antenna factor , cable loss and amplifier gain
Note 2: Margin (dB) = Emission level (dBuV/m) – Limit (dBuV/m).

Modulation	be EHT20	**Test Freq. (MHz)**	5580
Polarization	Horizontal-Average		

Test By :Brad Wu Temperature(℃):23 Humidity(%):64

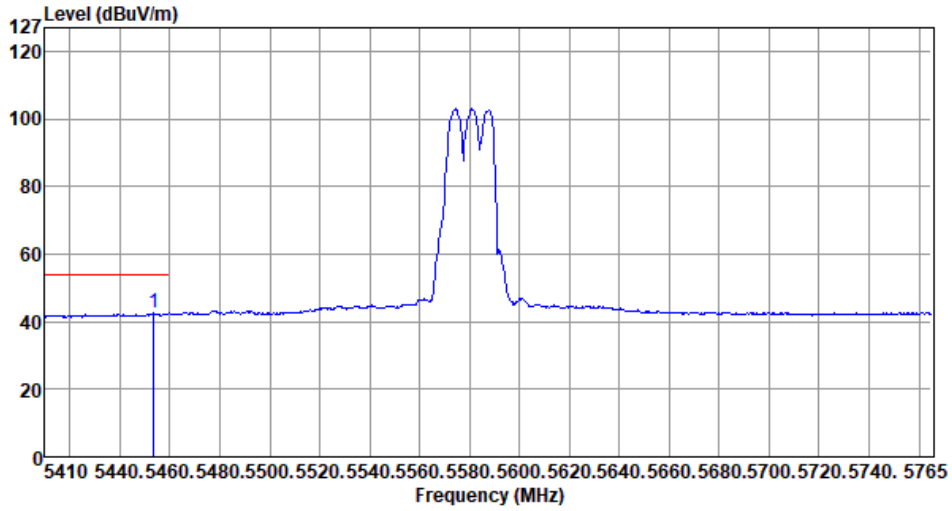

	Freq. MHz	Emission level dBuV/m	Limit dBuV/m	Margin dB	SA reading dBuV	Factor dB/m	Remark	ANT High cm	Turn Table deg
1	5453.67	42.47	54.00	-11.53	41.79	0.68	Average	181	182

Note 1: Emission Level (dBuV/m) = SA Reading (dBuV) + Factor* (dB/m)
*Factor includes antenna factor , cable loss and amplifier gain
Note 2: Margin (dB) = Emission level (dBuV/m) – Limit (dBuV/m).

Modulation	be EHT20	Test Freq. (MHz)	5580
Polarization	Vertical-Peak		

Test By :Brad Wu Temperature(℃):23 Humidity(%):64

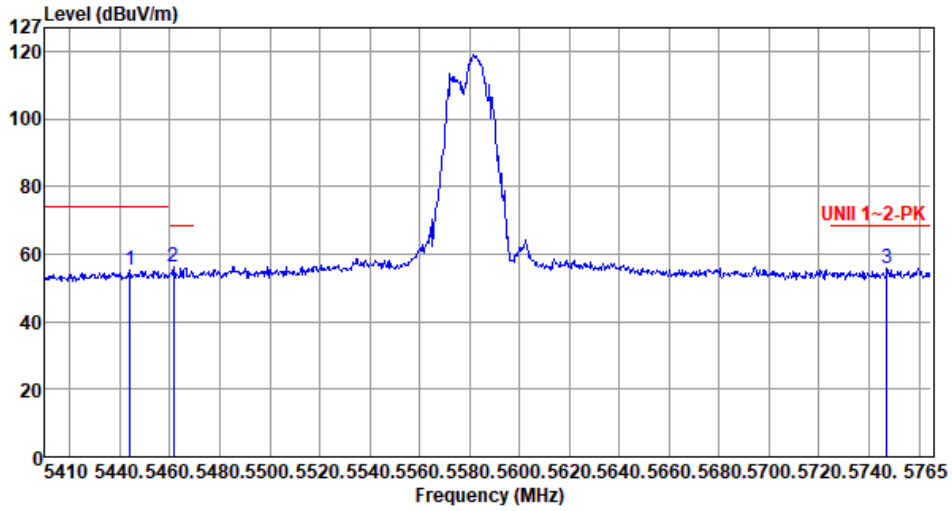

	Freq. MHz	Emission level dBuV/m	Limit dBuV/m	Margin dB	SA reading dBuV	Factor dB/m	Remark	ANT High cm	Turn Table deg
1	5444.08	55.17	74.00	-18.83	54.52	0.65	Peak	137	327
2	5461.48	56.08	68.20	-12.12	55.38	0.70	Peak	137	327
3	5747.25	55.90	68.20	-12.30	54.72	1.18	Peak	137	327

Note 1: Emission Level (dBuV/m) = SA Reading (dBuV) + Factor* (dB/m)
*Factor includes antenna factor , cable loss and amplifier gain
Note 2: Margin (dB) = Emission level (dBuV/m) – Limit (dBuV/m).

Modulation	be EHT20	**Test Freq. (MHz)**	5580
Polarization	Vertical-Average		

Test By :Brad Wu Temperature(℃):23 Humidity(%):64

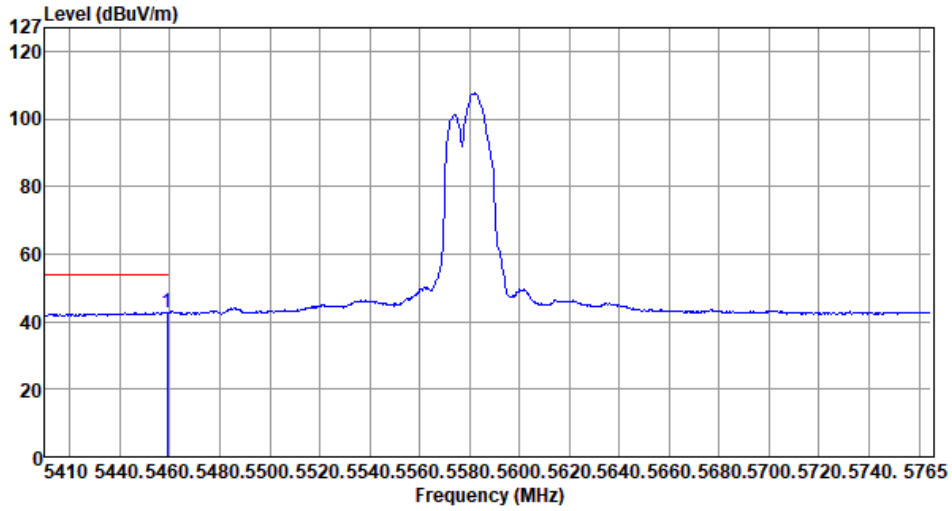

	Freq. MHz	Emission level dBuV/m	Limit dBuV/m	Margin dB	SA reading dBuV	Factor dB/m	Remark	ANT High cm	Turn Table deg
1	5458.99	42.87	54.00	-11.13	42.17	0.70	Average	137	327

Note 1: Emission Level (dBuV/m) = SA Reading (dBuV) + Factor* (dB/m)
*Factor includes antenna factor , cable loss and amplifier gain
Note 2: Margin (dB) = Emission level (dBuV/m) – Limit (dBuV/m).

Modulation	be EHT20	**Test Freq. (MHz)**	5700
Polarization	Horizontal-Peak		

Test By :Brad Wu- Temperature(℃):22 Humidity(%):66

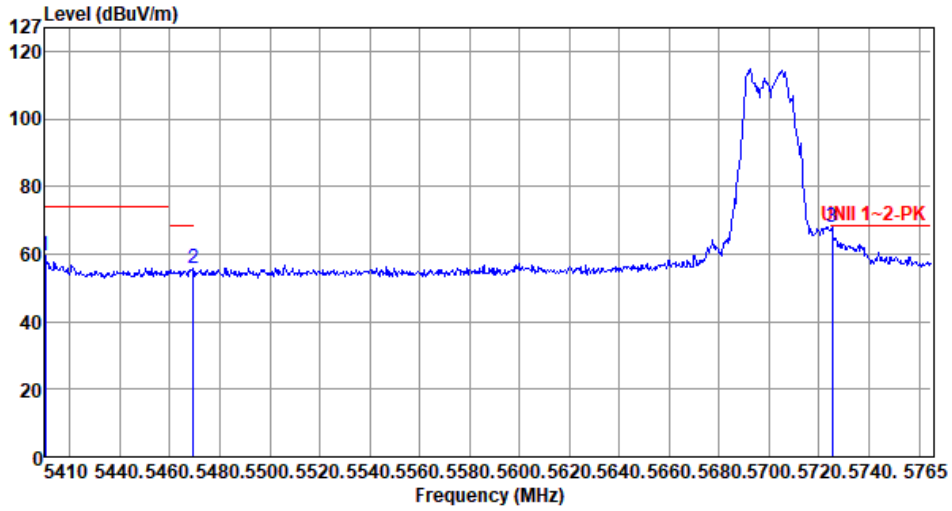

	Freq. MHz	Emission level dBuV/m	Limit dBuV/m	Margin dB	SA reading dBuV	Factor dB/m	Remark	ANT High cm	Turn Table deg
1	5410.00	59.69	74.00	-14.31	59.21	0.48	Peak	225	24
2	5469.29	55.95	68.20	-12.25	55.23	0.72	Peak	225	24
3	5725.24	67.94	68.20	-0.26	66.81	1.13	Peak	225	24

Note 1: Emission Level (dBuV/m) = SA Reading (dBuV) + Factor* (dB/m)
*Factor includes antenna factor , cable loss and amplifier gain
Note 2: Margin (dB) = Emission level (dBuV/m) – Limit (dBuV/m).

Modulation	be EHT20	**Test Freq. (MHz)**	5700
Polarization	Horizontal-Average		

Test By :Brad Wu- Temperature(℃):22 Humidity(%):66

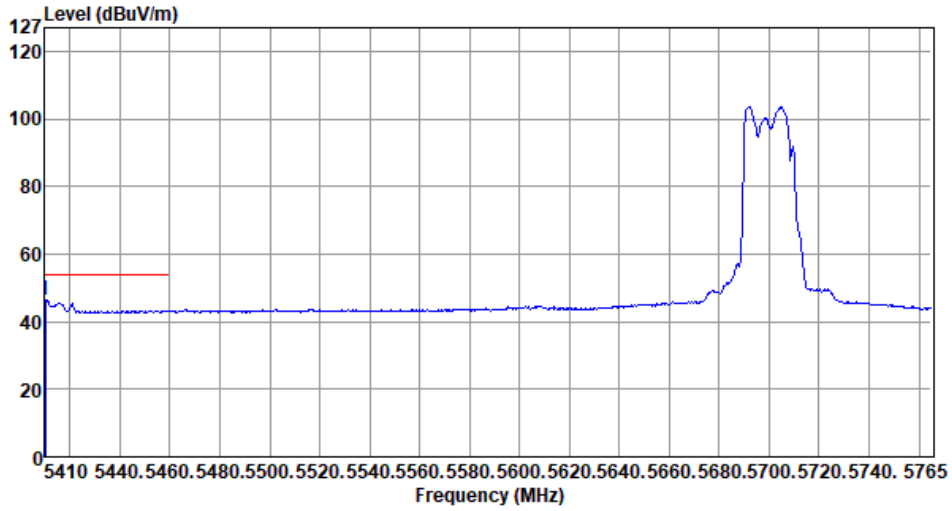

	Freq. MHz	Emission level dBuV/m	Limit dBuV/m	Margin dB	SA reading dBuV	Factor dB/m	Remark	ANT High cm	Turn Table deg
1	5410.00	46.56	54.00	-7.44	46.08	0.48	Average	225	24

Note 1: Emission Level (dBuV/m) = SA Reading (dBuV) + Factor* (dB/m)
*Factor includes antenna factor , cable loss and amplifier gain
Note 2: Margin (dB) = Emission level (dBuV/m) – Limit (dBuV/m).

Modulation	be EHT20	**Test Freq. (MHz)**	5700
Polarization	Vertical-Peak		

Test By :Brad Wu- Temperature(℃):22 Humidity(%):66

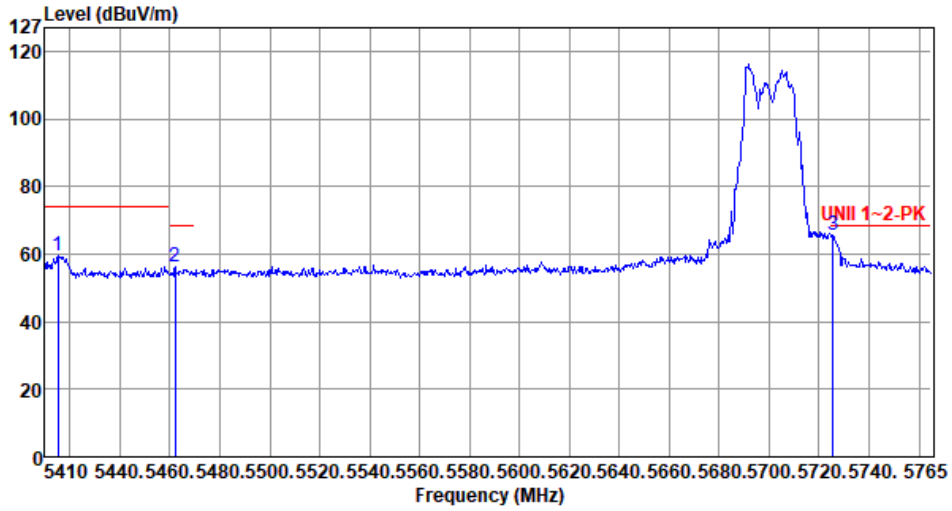

	Freq. MHz	Emission level dBuV/m	Limit dBuV/m	Margin dB	SA reading dBuV	Factor dB/m	Remark	ANT High cm	Turn Table deg
1	5415.33	59.47	74.00	-14.53	58.96	0.51	Peak	314	238
2	5462.19	56.29	68.20	-11.91	55.59	0.70	Peak	314	238
3	5725.60	65.47	68.20	-2.73	64.34	1.13	Peak	314	238

Note 1: Emission Level (dBuV/m) = SA Reading (dBuV) + Factor* (dB/m)
*Factor includes antenna factor , cable loss and amplifier gain
Note 2: Margin (dB) = Emission level (dBuV/m) – Limit (dBuV/m).

Modulation	be EHT20	**Test Freq. (MHz)**	5700
Polarization	Vertical-Average		

Test By :Brad Wu- Temperature(℃):22 Humidity(%):66

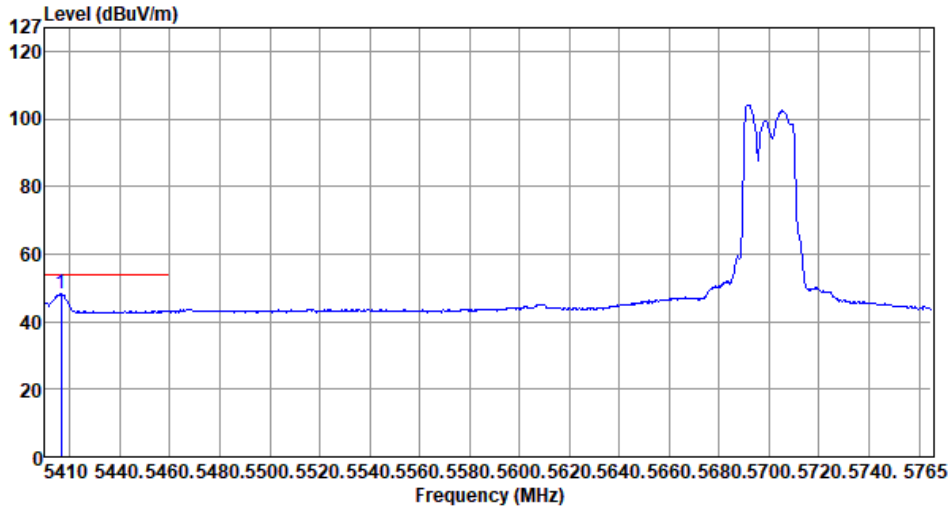

	Freq. MHz	Emission level dBuV/m	Limit dBuV/m	Margin dB	SA reading dBuV	Factor dB/m	Remark	ANT High cm	Turn Table deg
1	5416.39	48.15	54.00	-5.85	47.63	0.52	Average	314	238

Note 1: Emission Level (dBuV/m) = SA Reading (dBuV) + Factor* (dB/m)
*Factor includes antenna factor , cable loss and amplifier gain
Note 2: Margin (dB) = Emission level (dBuV/m) – Limit (dBuV/m).

Modulation	be EHT20	**Test Freq. (MHz)**	5720
Polarization	Horizontal-Peak		

Test By :Brad Wu Temperature(℃):23 Humidity(%):64

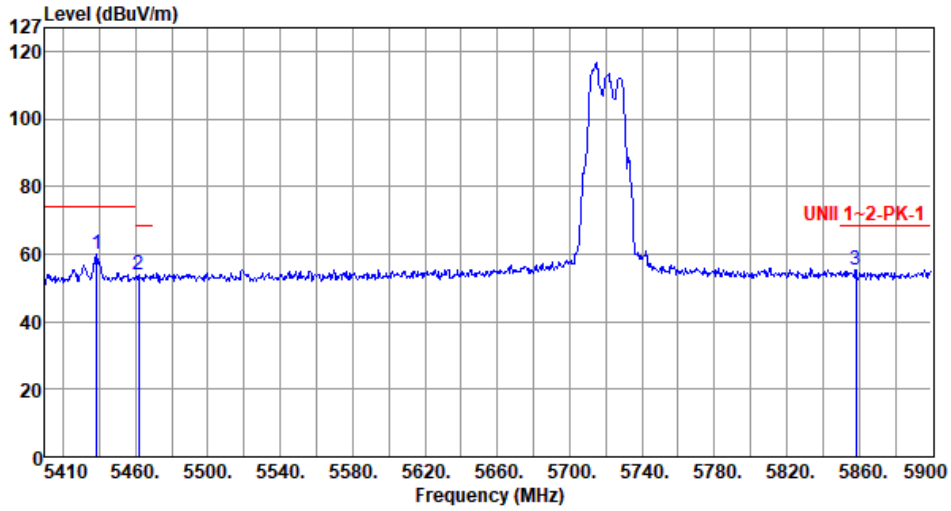

	Freq. MHz	Emission level dBuV/m	Limit dBuV/m	Margin dB	SA reading dBuV	Factor dB/m	Remark	ANT High cm	Turn Table deg
1	5438.42	59.83	74.00	-14.17	59.22	0.61	Peak	169	173
2	5461.94	54.10	68.20	-14.10	53.40	0.70	Peak	169	173
3	5858.35	55.27	68.20	-12.93	53.80	1.47	Peak	169	173

Note 1: Emission Level (dBuV/m) = SA Reading (dBuV) + Factor* (dB/m)
*Factor includes antenna factor , cable loss and amplifier gain
Note 2: Margin (dB) = Emission level (dBuV/m) – Limit (dBuV/m).

Modulation	be EHT20	**Test Freq. (MHz)**	5720
Polarization	Horizontal-Average		

Test By :Brad Wu Temperature(℃):23 Humidity(%):64

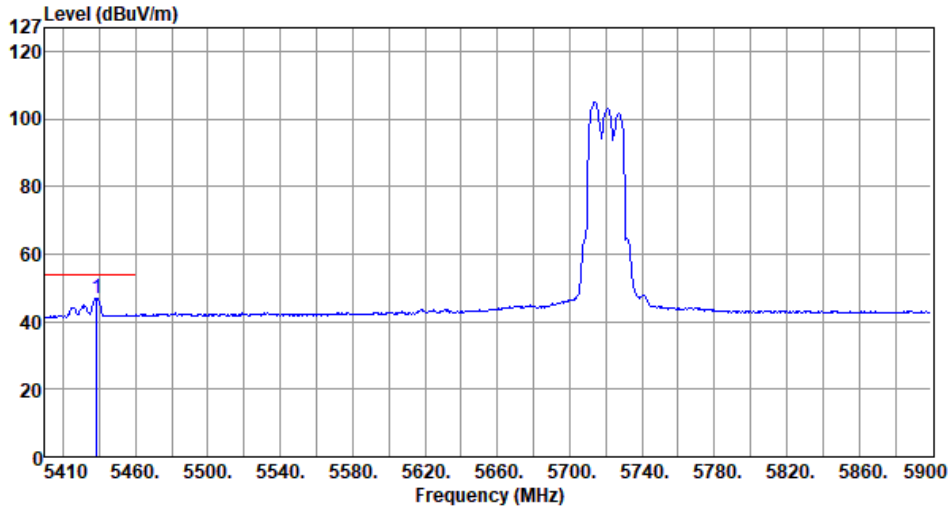

	Freq. MHz	Emission level dBuV/m	Limit dBuV/m	Margin dB	SA reading dBuV	Factor dB/m	Remark	ANT High cm	Turn Table deg
1	5438.42	46.90	54.00	-7.10	46.29	0.61	Average	169	173

Note 1: Emission Level (dBuV/m) = SA Reading (dBuV) + Factor* (dB/m)
*Factor includes antenna factor , cable loss and amplifier gain
Note 2: Margin (dB) = Emission level (dBuV/m) – Limit (dBuV/m).

Modulation	be EHT20	**Test Freq. (MHz)**	5720
Polarization	Vertical-Peak		

Test By :Brad Wu Temperature(℃):23 Humidity(%):64

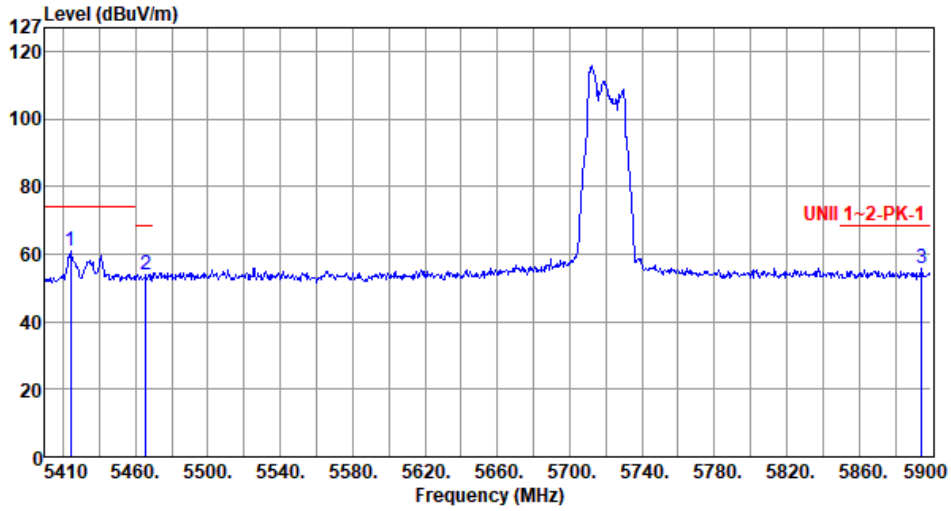

	Freq. MHz	Emission level dBuV/m	Limit dBuV/m	Margin dB	SA reading dBuV	Factor dB/m	Remark	ANT High cm	Turn Table deg
1	5424.21	60.92	74.00	-13.08	60.37	0.55	Peak	226	131
2	5465.86	53.99	68.20	-14.21	53.27	0.72	Peak	226	131
3	5894.61	55.54	68.20	-12.66	53.90	1.64	Peak	226	131

Note 1: Emission Level (dBuV/m) = SA Reading (dBuV) + Factor* (dB/m)
*Factor includes antenna factor , cable loss and amplifier gain
Note 2: Margin (dB) = Emission level (dBuV/m) – Limit (dBuV/m).

Modulation	be EHT20	**Test Freq. (MHz)**	5720
Polarization	Vertical-Average		

Test By :Brad Wu Temperature(℃):23 Humidity(%):64

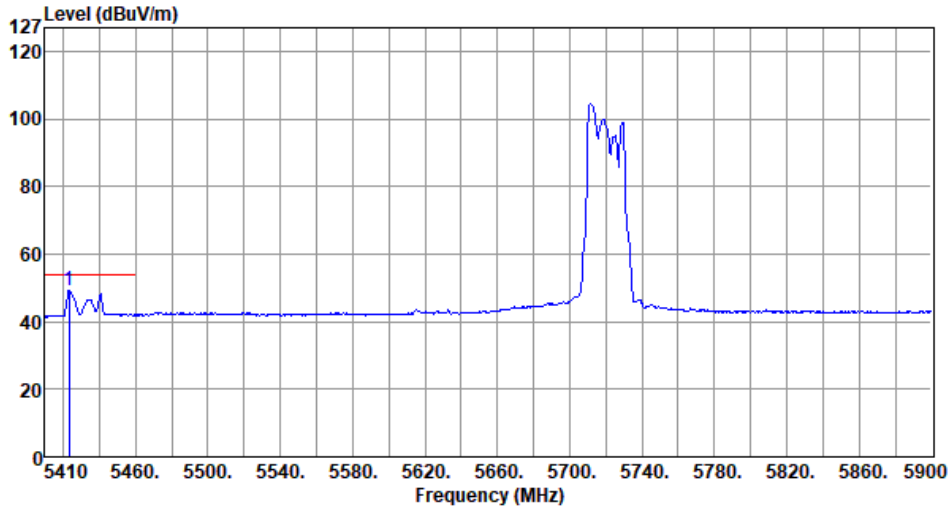

	Freq. MHz	Emission level dBuV/m	Limit dBuV/m	Margin dB	SA reading dBuV	Factor dB/m	Remark	ANT High cm	Turn Table deg
1	5423.23	49.39	54.00	-4.61	48.84	0.55	Average	226	131

Note 1: Emission Level (dBuV/m) = SA Reading (dBuV) + Factor* (dB/m)
*Factor includes antenna factor , cable loss and amplifier gain
Note 2: Margin (dB) = Emission level (dBuV/m) – Limit (dBuV/m).

Modulation	be EHT20	**Test Freq. (MHz)**	5745
Polarization	Horizontal-Peak		

Test By :Brad Wu Temperature(℃):23 Humidity(%):64

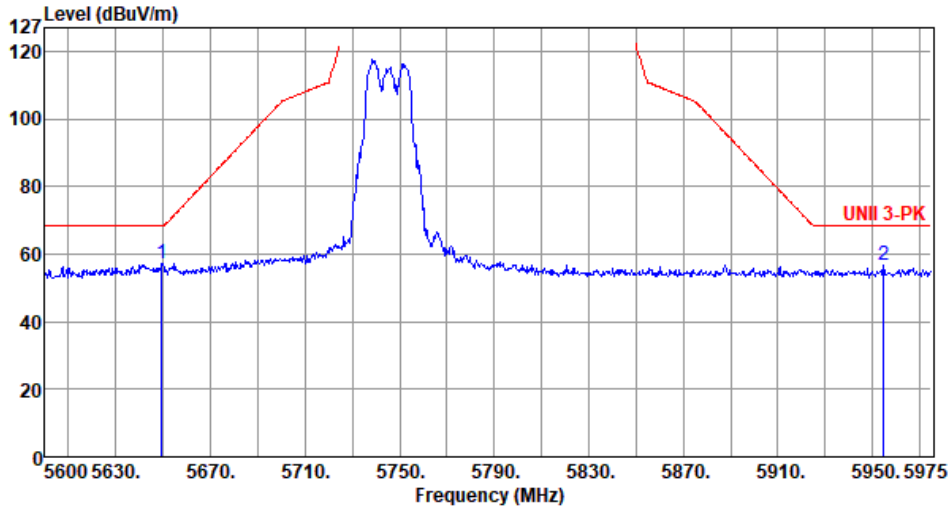

	Freq. MHz	Emission level dBuV/m	Limit dBuV/m	Margin dB	SA reading dBuV	Factor dB/m	Remark	ANT High cm	Turn Table deg
1	5649.50	57.09	68.20	-11.11	56.15	0.94	Peak	117	359
2	5954.75	56.63	68.20	-11.57	54.94	1.69	Peak	117	359

Note 1: Emission Level (dBuV/m) = SA Reading (dBuV) + Factor* (dB/m)
*Factor includes antenna factor , cable loss and amplifier gain
Note 2: Margin (dB) = Emission level (dBuV/m) – Limit (dBuV/m).

Modulation	be EHT20	**Test Freq. (MHz)**	5745
Polarization	Vertical-Peak		

Test By :Brad Wu Temperature(℃):23 Humidity(%):64

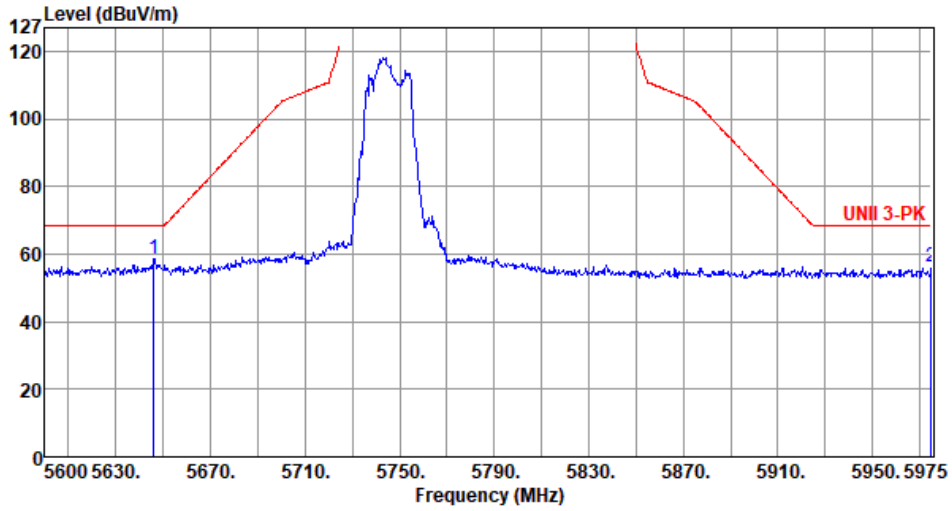

	Freq. MHz	Emission level dBuV/m	Limit dBuV/m	Margin dB	SA reading dBuV	Factor dB/m	Remark	ANT High cm	Turn Table deg
1	5646.13	58.52	68.20	-9.68	57.59	0.93	Peak	135	168
2	5975.00	56.02	68.20	-12.18	54.28	1.74	Peak	135	168

Note 1: Emission Level (dBuV/m) = SA Reading (dBuV) + Factor* (dB/m)
*Factor includes antenna factor , cable loss and amplifier gain
Note 2: Margin (dB) = Emission level (dBuV/m) – Limit (dBuV/m).

Modulation	be EHT20	**Test Freq. (MHz)**	5785
Polarization	Horizontal-Peak		

Test By :Brad Wu Temperature(℃):23 Humidity(%):64

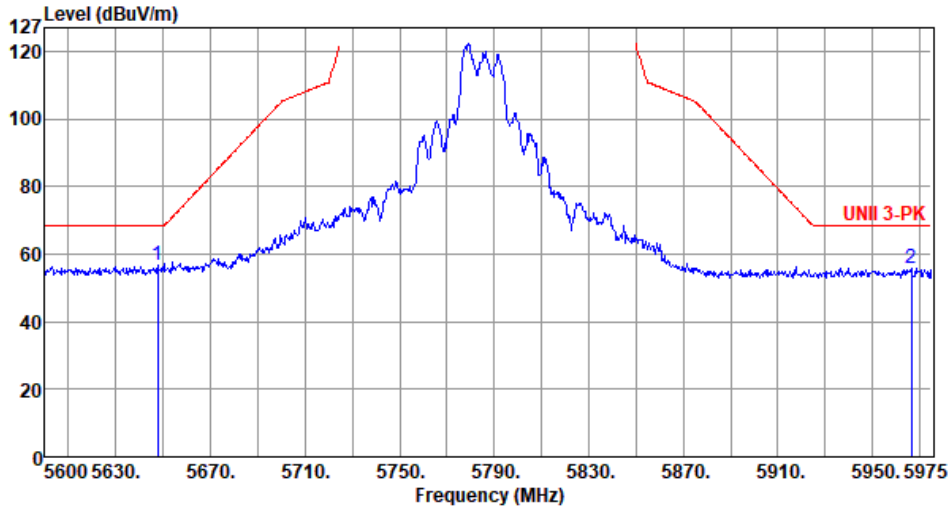

	Freq. MHz	Emission level dBuV/m	Limit dBuV/m	Margin dB	SA reading dBuV	Factor dB/m	Remark	ANT High cm	Turn Table deg
1	5647.63	56.60	68.20	-11.60	55.66	0.94	Peak	157	173
2	5966.38	55.85	68.20	-12.35	54.13	1.72	Peak	157	173

Note 1: Emission Level (dBuV/m) = SA Reading (dBuV) + Factor* (dB/m)
*Factor includes antenna factor , cable loss and amplifier gain
Note 2: Margin (dB) = Emission level (dBuV/m) – Limit (dBuV/m).

Modulation	be EHT20	**Test Freq. (MHz)**	5785
Polarization	Vertical-Peak		

Test By :Brad Wu Temperature(℃):23 Humidity(%):64

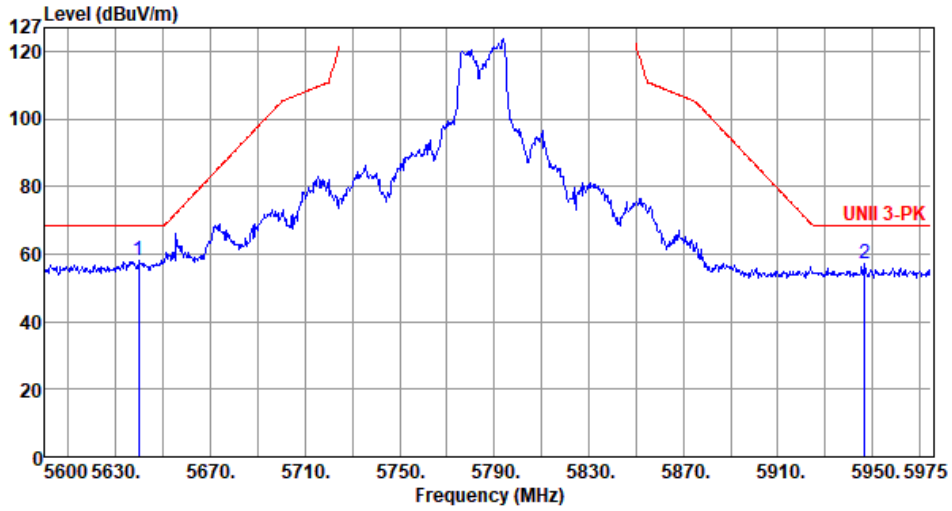

	Freq. MHz	Emission level dBuV/m	Limit dBuV/m	Margin dB	SA reading dBuV	Factor dB/m	Remark	ANT High cm	Turn Table deg
1	5639.75	58.23	68.20	-9.97	57.32	0.91	Peak	133	191
2	5946.88	57.38	68.20	-10.82	55.69	1.69	Peak	133	191

Note 1: Emission Level (dBuV/m) = SA Reading (dBuV) + Factor* (dB/m)
*Factor includes antenna factor , cable loss and amplifier gain
Note 2: Margin (dB) = Emission level (dBuV/m) – Limit (dBuV/m).

Modulation	be EHT20	**Test Freq. (MHz)**	5825
Polarization	Horizontal-Peak		

Test By :Brad Wu Temperature(℃):23 Humidity(%):64

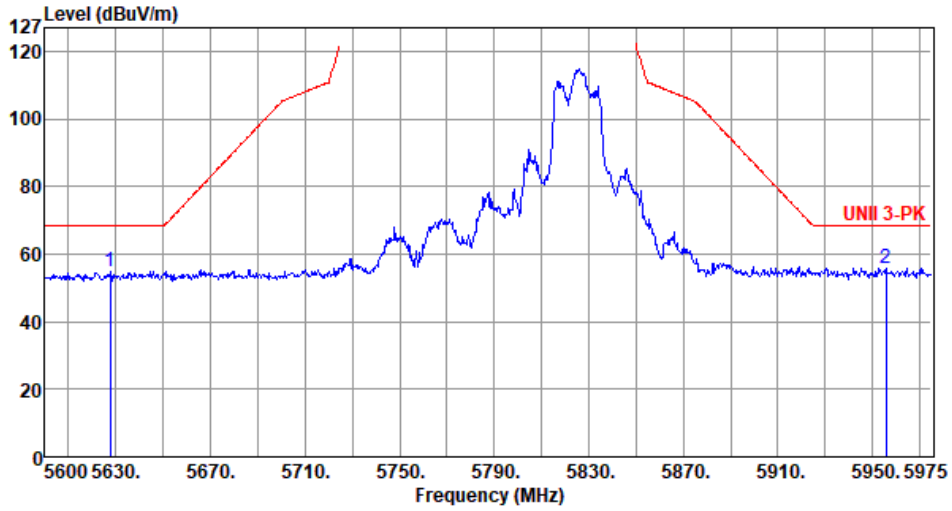

	Freq. MHz	Emission level dBuV/m	Limit dBuV/m	Margin dB	SA reading dBuV	Factor dB/m	Remark	ANT High cm	Turn Table deg
1	5627.75	54.78	68.20	-13.42	53.89	0.89	Peak	106	94
2	5955.88	55.88	68.20	-12.32	54.19	1.69	Peak	106	94

Note 1: Emission Level (dBuV/m) = SA Reading (dBuV) + Factor* (dB/m)
*Factor includes antenna factor , cable loss and amplifier gain
Note 2: Margin (dB) = Emission level (dBuV/m) – Limit (dBuV/m).

Modulation	be EHT20	**Test Freq. (MHz)**	5825
Polarization	Vertical-Peak		

Test By :Brad Wu Temperature(℃):23 Humidity(%):64

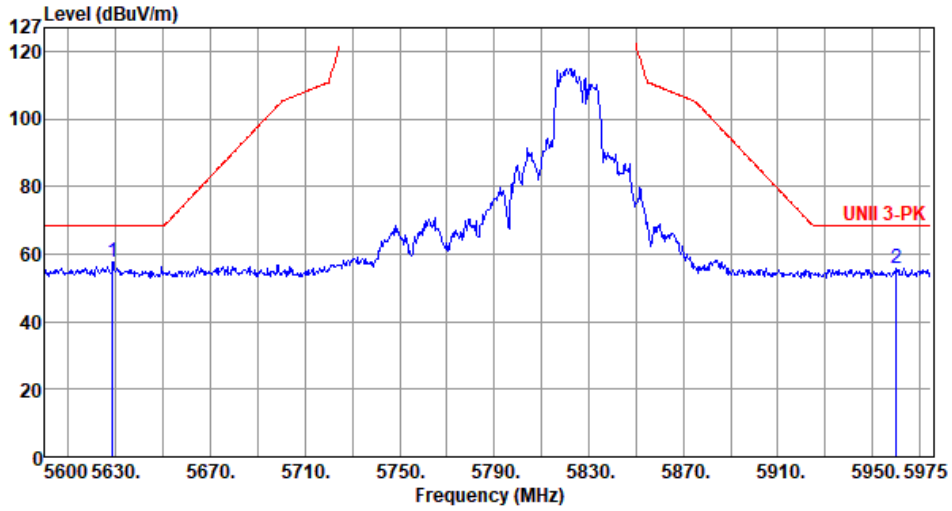

	Freq. MHz	Emission level dBuV/m	Limit dBuV/m	Margin dB	SA reading dBuV	Factor dB/m	Remark	ANT High cm	Turn Table deg
1	5628.50	57.85	68.20	-10.35	56.96	0.89	Peak	318	248
2	5960.00	55.80	68.20	-12.40	54.09	1.71	Peak	318	248

Note 1: Emission Level (dBuV/m) = SA Reading (dBuV) + Factor* (dB/m)
*Factor includes antenna factor , cable loss and amplifier gain
Note 2: Margin (dB) = Emission level (dBuV/m) – Limit (dBuV/m).

Modulation	be EHT40	**Test Freq. (MHz)**	5190
Polarization	Horizontal-Peak		

Test By :Brad Wu- Temperature(℃):22 Humidity(%):66

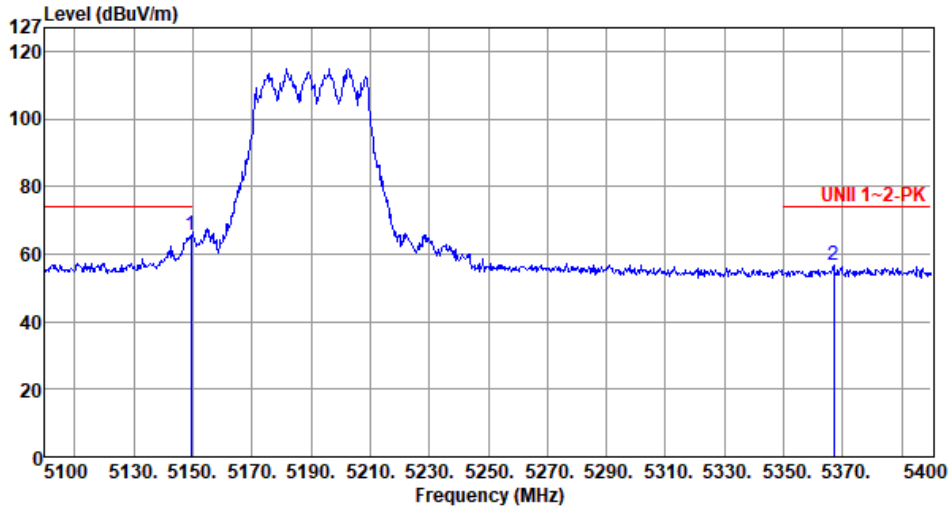

	Freq. MHz	Emission level dBuV/m	Limit dBuV/m	Margin dB	SA reading dBuV	Factor dB/m	Remark	ANT High cm	Turn Table deg
1	5149.50	65.67	74.00	-8.33	64.58	1.09	Peak	116	356
2	5367.00	56.55	74.00	-17.45	56.19	0.36	Peak	116	356

Note 1: Emission Level (dBuV/m) = SA Reading (dBuV) + Factor* (dB/m)
*Factor includes antenna factor , cable loss and amplifier gain
Note 2: Margin (dB) = Emission level (dBuV/m) – Limit (dBuV/m).

Modulation	be EHT40	**Test Freq. (MHz)**	5190
Polarization	Horizontal-Average		

Test By :Brad Wu- Temperature(℃):22 Humidity(%):66

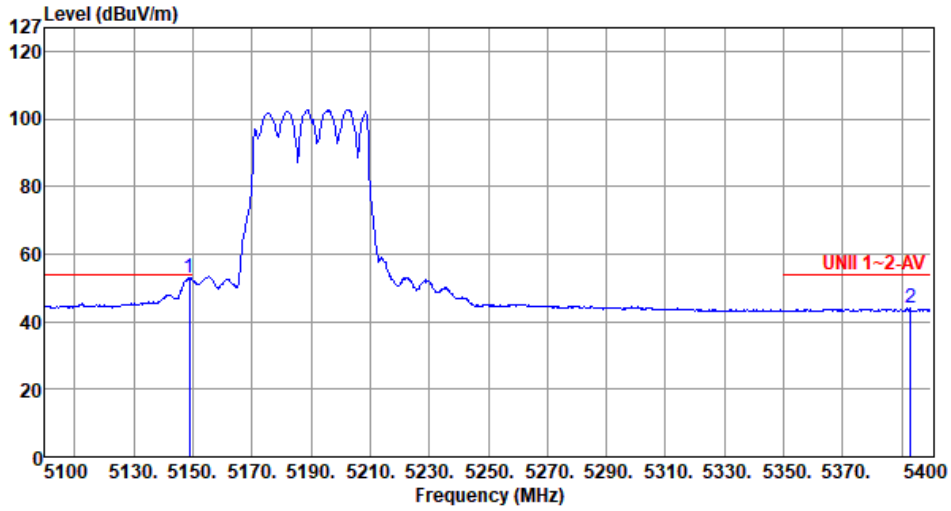

	Freq. MHz	Emission level dBuV/m	Limit dBuV/m	Margin dB	SA reading dBuV	Factor dB/m	Remark	ANT High cm	Turn Table deg
1	5148.90	53.15	54.00	-0.85	52.06	1.09	Average	116	356
2	5392.80	43.93	54.00	-10.07	43.50	0.43	Average	116	356

Note 1: Emission Level (dBuV/m) = SA Reading (dBuV) + Factor* (dB/m)
*Factor includes antenna factor , cable loss and amplifier gain
Note 2: Margin (dB) = Emission level (dBuV/m) – Limit (dBuV/m).

Modulation	be EHT40	**Test Freq. (MHz)**	5190
Polarization	Vertical-Peak		

Test By :Brad Wu- Temperature(℃):22 Humidity(%):66

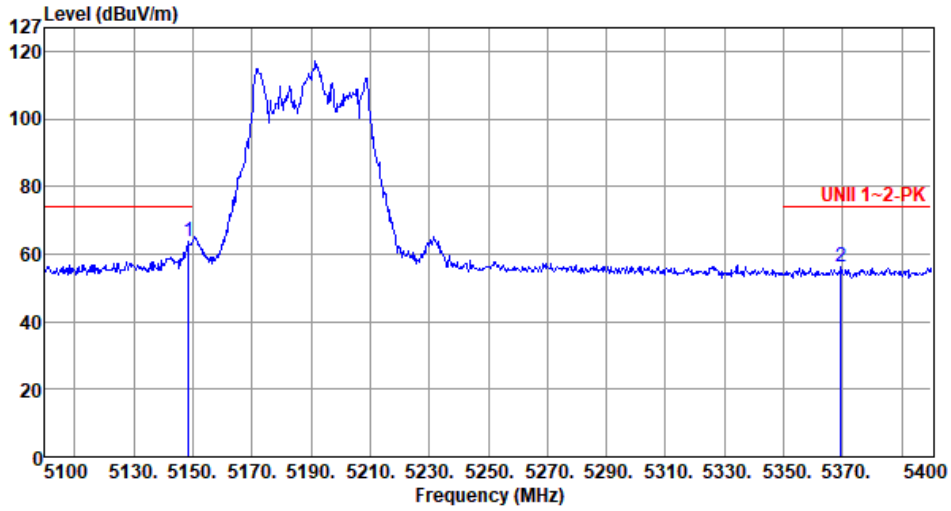

	Freq. MHz	Emission level dBuV/m	Limit dBuV/m	Margin dB	SA reading dBuV	Factor dB/m	Remark	ANT High cm	Turn Table deg
1	5148.60	63.89	74.00	-10.11	62.80	1.09	Peak	168	316
2	5369.40	56.11	74.00	-17.89	55.74	0.37	Peak	168	316

Note 1: Emission Level (dBuV/m) = SA Reading (dBuV) + Factor* (dB/m)
*Factor includes antenna factor , cable loss and amplifier gain
Note 2: Margin (dB) = Emission level (dBuV/m) – Limit (dBuV/m).

Modulation	be EHT40	Test Freq. (MHz)	5190
Polarization	Vertical-Average		

Test By :Brad Wu- Temperature(℃):22 Humidity(%):66

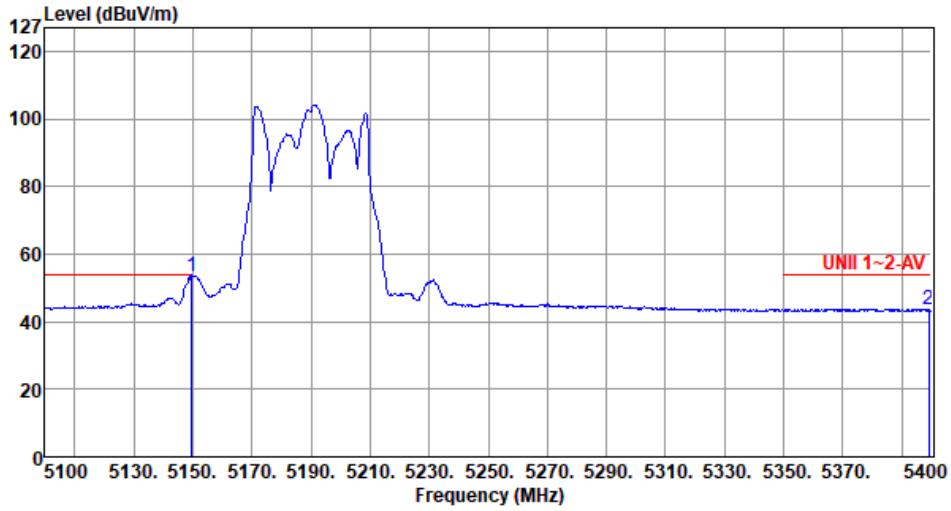

	Freq. MHz	Emission level dBuV/m	Limit dBuV/m	Margin dB	SA reading dBuV	Factor dB/m	Remark	ANT High cm	Turn Table deg
1	5149.80	53.57	54.00	-0.43	52.48	1.09	Average	168	316
2	5399.10	43.73	54.00	-10.27	43.29	0.44	Average	168	316

Note 1: Emission Level (dBuV/m) = SA Reading (dBuV) + Factor* (dB/m)
*Factor includes antenna factor , cable loss and amplifier gain
Note 2: Margin (dB) = Emission level (dBuV/m) – Limit (dBuV/m).

Modulation	be EHT40	**Test Freq. (MHz)**	5230
Polarization	Horizontal-Peak		

Test By :Tim Chan Temperature(℃):23 Humidity(%):63

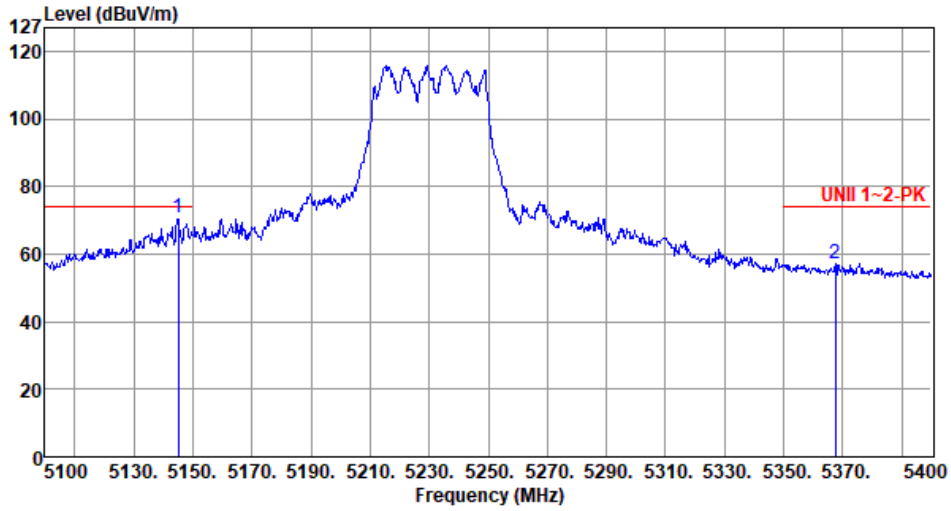

	Freq. MHz	Emission level dBuV/m	Limit dBuV/m	Margin dB	SA reading dBuV	Factor dB/m	Remark	ANT High cm	Turn Table deg
1	5145.00	70.68	74.00	-3.32	69.61	1.07	Peak	117	354
2	5367.60	57.19	74.00	-16.81	56.82	0.37	Peak	117	354

Note 1: Emission Level (dBuV/m) = SA Reading (dBuV) + Factor* (dB/m)
*Factor includes antenna factor , cable loss and amplifier gain
Note 2: Margin (dB) = Emission level (dBuV/m) – Limit (dBuV/m).

Modulation	be EHT40	**Test Freq. (MHz)**	5230
Polarization	Horizontal-Average		

Test By :Tim Chan Temperature(℃):23 Humidity(%):63

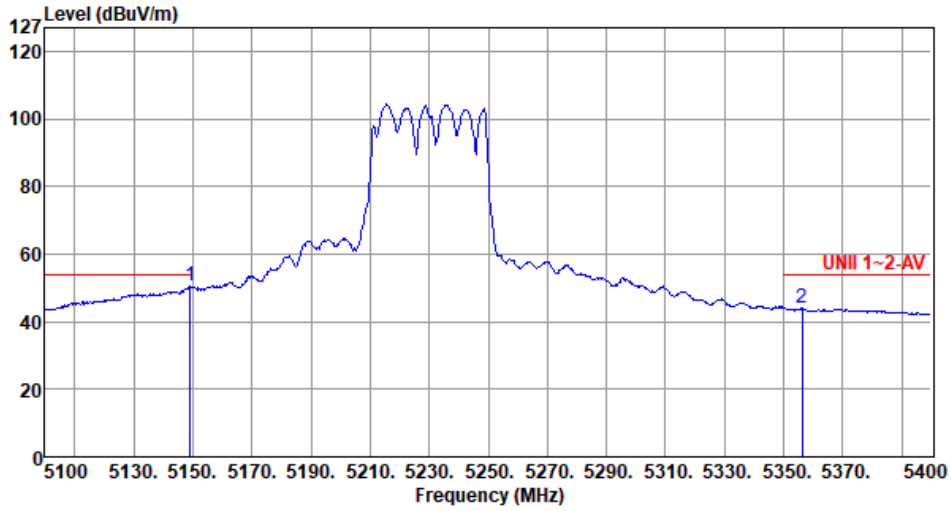

	Freq. MHz	Emission level dBuV/m	Limit dBuV/m	Margin dB	SA reading dBuV	Factor dB/m	Remark	ANT High cm	Turn Table deg
1	5149.20	50.47	54.00	-3.53	49.38	1.09	Average	117	354
2	5356.20	43.92	54.00	-10.08	43.58	0.34	Average	117	354

Note 1: Emission Level (dBuV/m) = SA Reading (dBuV) + Factor* (dB/m)
*Factor includes antenna factor , cable loss and amplifier gain
Note 2: Margin (dB) = Emission level (dBuV/m) – Limit (dBuV/m).

Modulation	be EHT40	**Test Freq. (MHz)**	5230
Polarization	Vertical-Peak		

Test By :Tim Chan Temperature(℃):23 Humidity(%):63

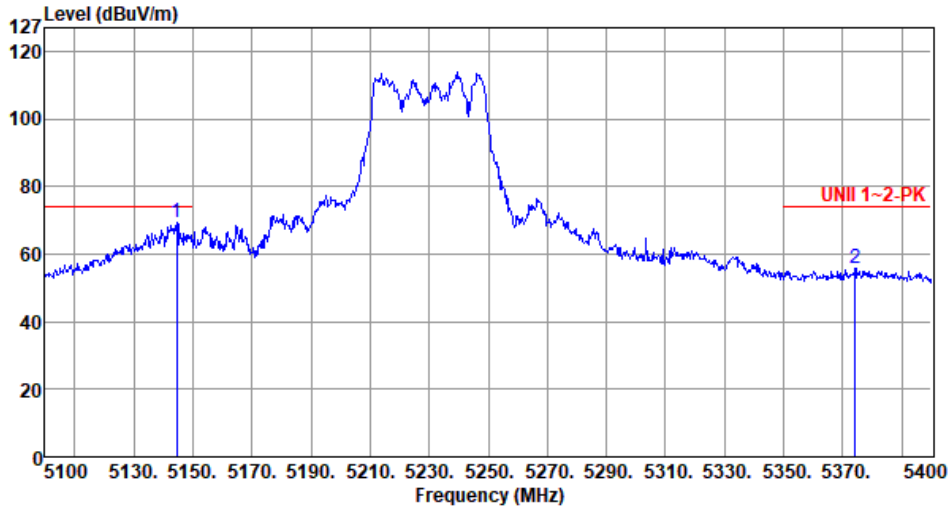

	Freq. MHz	Emission level dBuV/m	Limit dBuV/m	Margin dB	SA reading dBuV	Factor dB/m	Remark	ANT High cm	Turn Table deg
1	5144.70	69.32	74.00	-4.68	68.25	1.07	Peak	313	267
2	5374.20	55.70	74.00	-18.30	55.32	0.38	Peak	313	267

Note 1: Emission Level (dBuV/m) = SA Reading (dBuV) + Factor* (dB/m)
*Factor includes antenna factor , cable loss and amplifier gain
Note 2: Margin (dB) = Emission level (dBuV/m) – Limit (dBuV/m).

Modulation	be EHT40	Test Freq. (MHz)	5230
Polarization	Vertical-Average		

Test By :Tim Chan Temperature(℃):23 Humidity(%):63

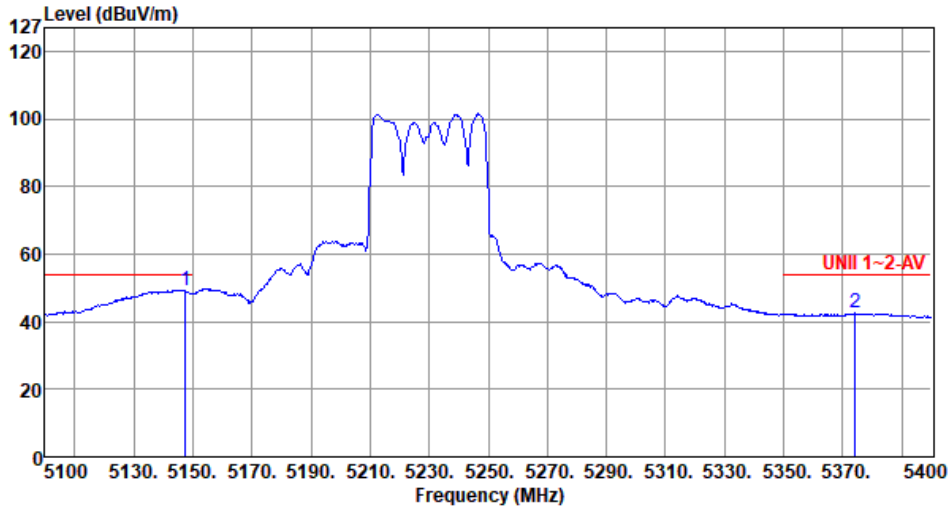

	Freq. MHz	Emission level dBuV/m	Limit dBuV/m	Margin dB	SA reading dBuV	Factor dB/m	Remark	ANT High cm	Turn Table deg
1	5147.40	49.34	54.00	-4.66	48.26	1.08	Average	313	267
2	5374.20	42.57	54.00	-11.43	42.19	0.38	Average	313	267

Note 1: Emission Level (dBuV/m) = SA Reading (dBuV) + Factor* (dB/m)
*Factor includes antenna factor , cable loss and amplifier gain
Note 2: Margin (dB) = Emission level (dBuV/m) – Limit (dBuV/m).

Modulation	be EHT40	**Test Freq. (MHz)**	5270
Polarization	Horizontal-Peak		

Test By :Tim Chan Temperature(℃):23 Humidity(%):63

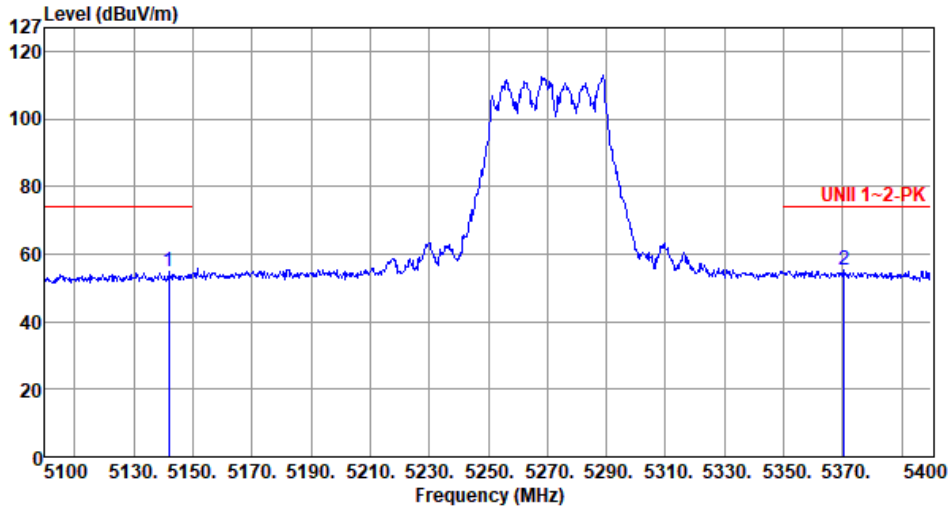

	Freq. MHz	Emission level dBuV/m	Limit dBuV/m	Margin dB	SA reading dBuV	Factor dB/m	Remark	ANT High cm	Turn Table deg
1	5142.00	54.66	74.00	-19.34	53.60	1.06	Peak	176	12
2	5370.30	55.22	74.00	-18.78	54.85	0.37	Peak	176	12

Note 1: Emission Level (dBuV/m) = SA Reading (dBuV) + Factor* (dB/m)
*Factor includes antenna factor , cable loss and amplifier gain
Note 2: Margin (dB) = Emission level (dBuV/m) – Limit (dBuV/m).

Modulation	be EHT40	**Test Freq. (MHz)**	5270
Polarization	Horizontal-Average		

Test By :Tim Chan Temperature(℃):23 Humidity(%):63

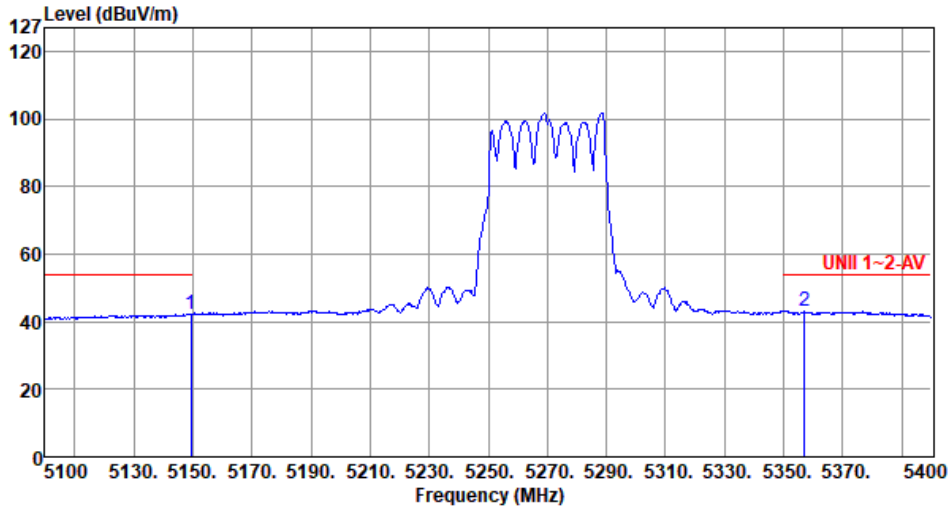

	Freq. MHz	Emission level dBuV/m	Limit dBuV/m	Margin dB	SA reading dBuV	Factor dB/m	Remark	ANT High cm	Turn Table deg
1	5149.50	42.26	54.00	-11.74	41.17	1.09	Average	176	12
2	5357.10	43.06	54.00	-10.94	42.72	0.34	Average	176	12

Note 1: Emission Level (dBuV/m) = SA Reading (dBuV) + Factor* (dB/m)
*Factor includes antenna factor , cable loss and amplifier gain
Note 2: Margin (dB) = Emission level (dBuV/m) – Limit (dBuV/m).

Modulation	be EHT40	**Test Freq. (MHz)**	5270
Polarization	Vertical-Peak		

Test By :Tim Chan Temperature(℃):23 Humidity(%):63

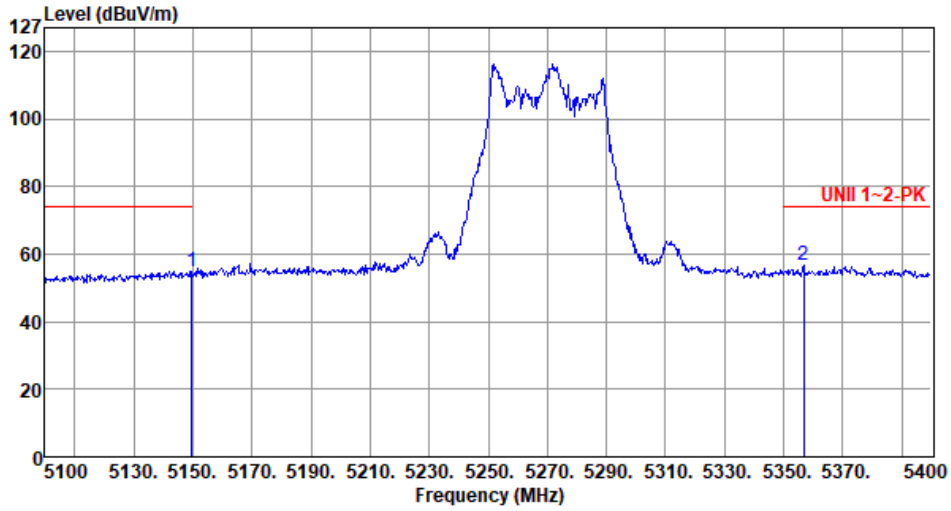

	Freq. MHz	Emission level dBuV/m	Limit dBuV/m	Margin dB	SA reading dBuV	Factor dB/m	Remark	ANT High cm	Turn Table deg
1	5149.80	55.00	74.00	-19.00	53.91	1.09	Peak	150	318
2	5356.80	56.55	74.00	-17.45	56.21	0.34	Peak	150	318

Note 1: Emission Level (dBuV/m) = SA Reading (dBuV) + Factor* (dB/m)
*Factor includes antenna factor , cable loss and amplifier gain
Note 2: Margin (dB) = Emission level (dBuV/m) – Limit (dBuV/m).