<802.11ac VHT40>

6dB Bandwidth	26dB Bandwidth
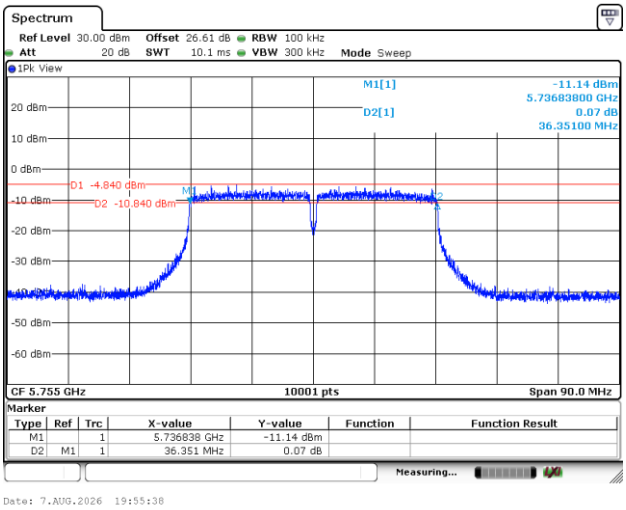	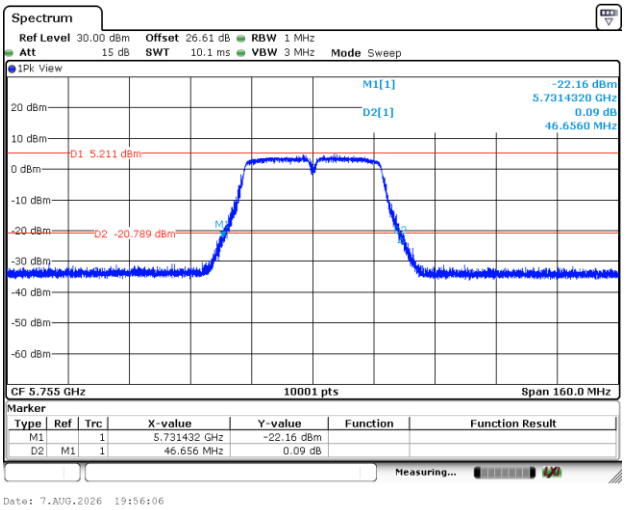
99% Occupied Bandwidth	**N/A**
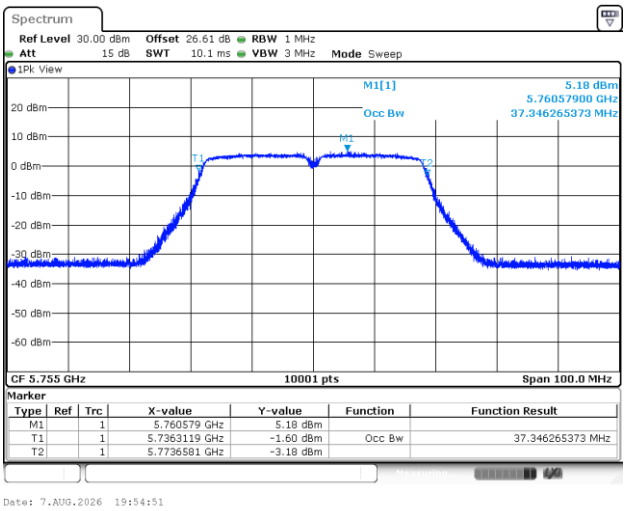	

<802.11ac VHT80>

6dB Bandwidth	26dB Bandwidth
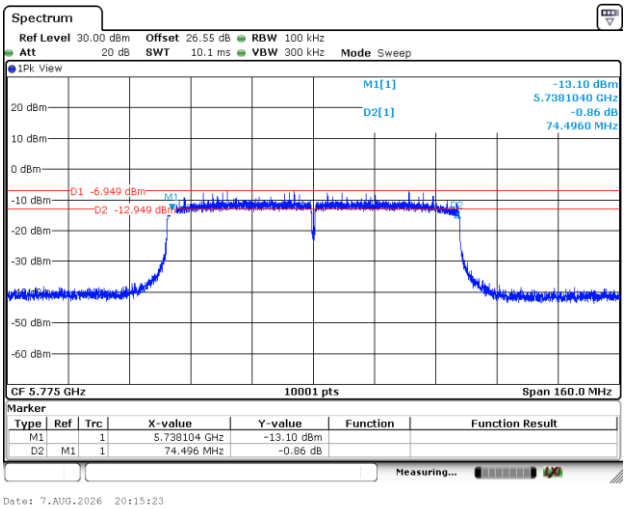	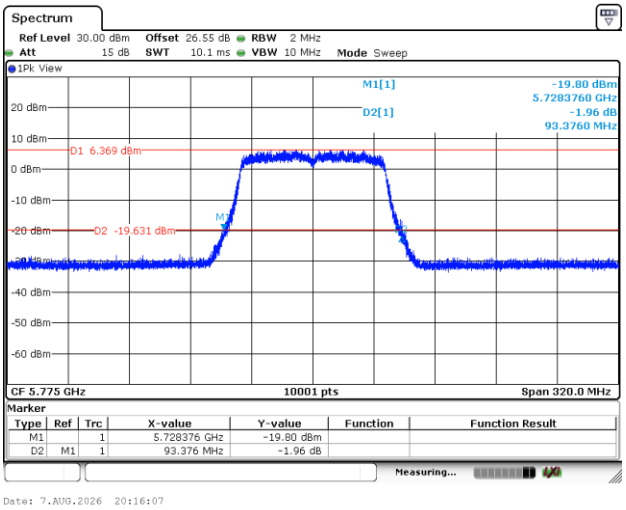
99% Occupied Bandwidth	**N/A**
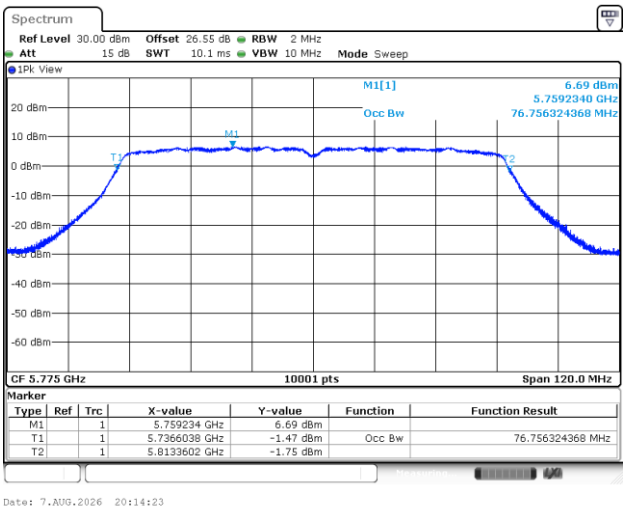	

<802.11be EHT20>

6dB Bandwidth	26dB Bandwidth
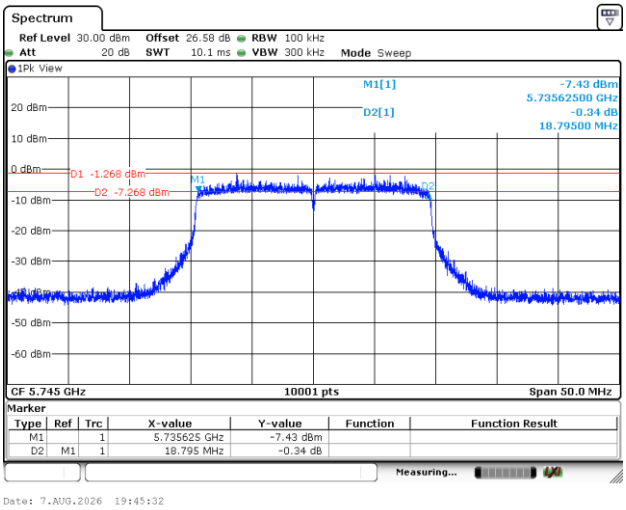	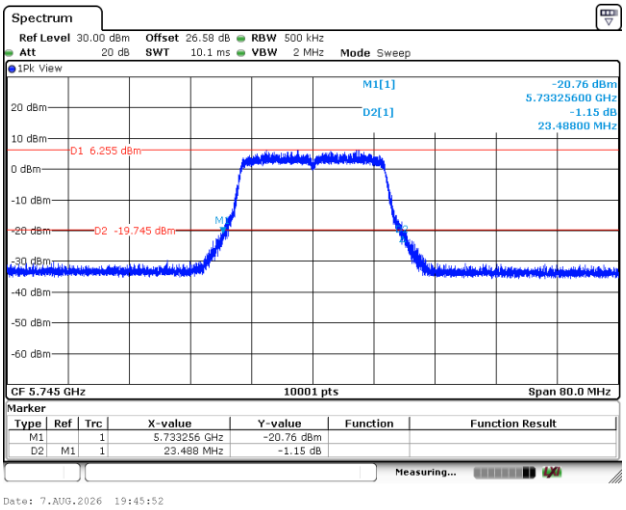
99% Occupied Bandwidth	**N/A**
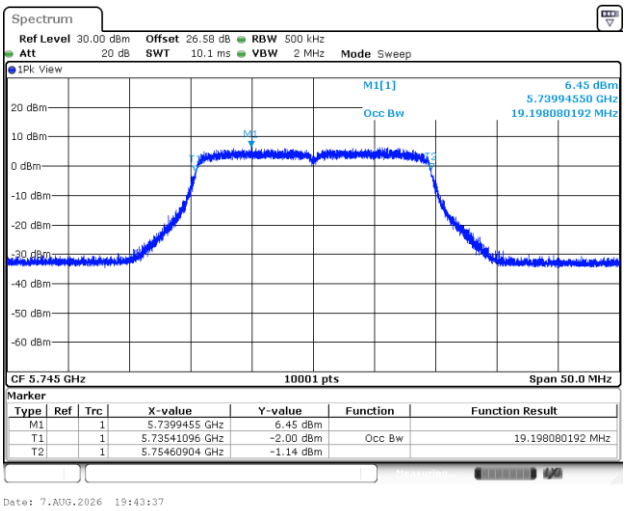	

<802.11be EHT40>

6dB Bandwidth	26dB Bandwidth
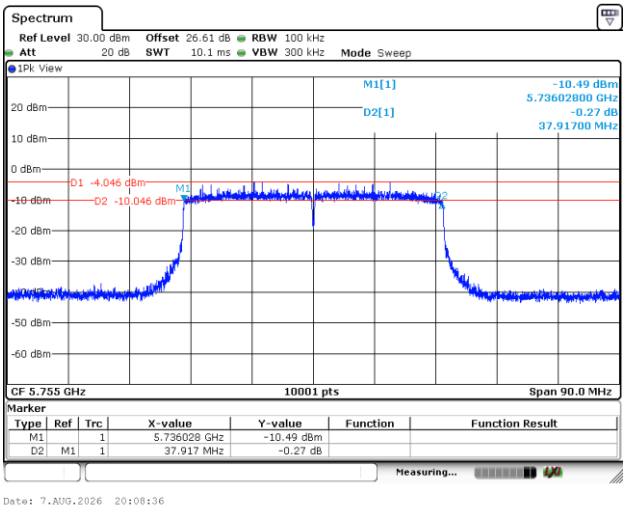	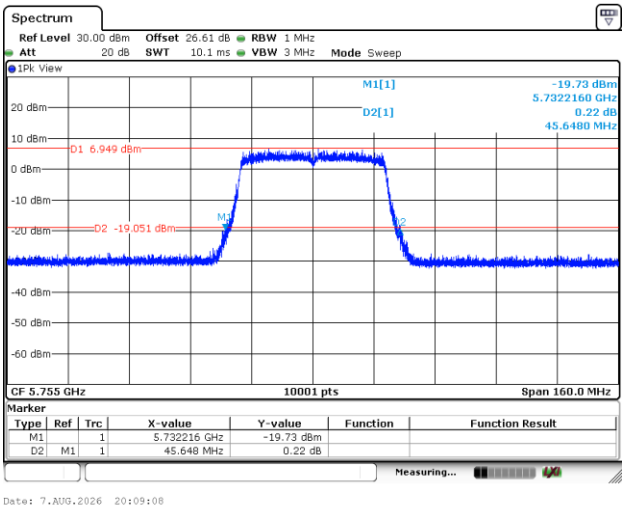
99% Occupied Bandwidth	**N/A**
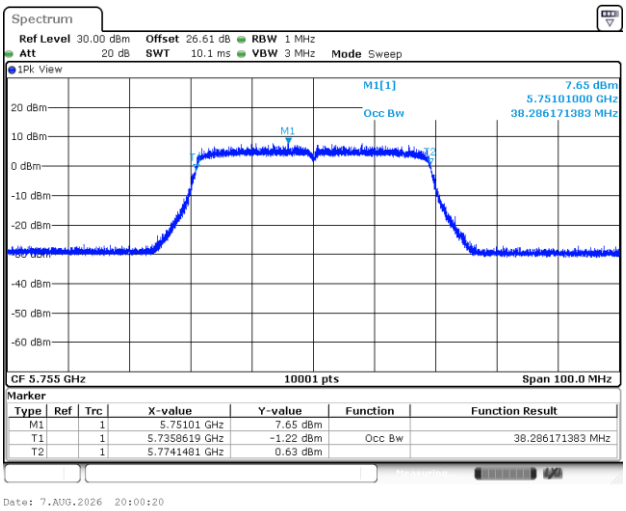	

<802.11be EHT80>

6dB Bandwidth	26dB Bandwidth
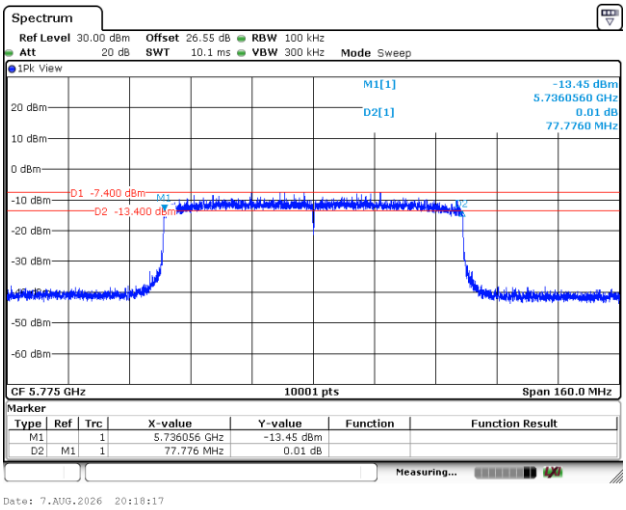	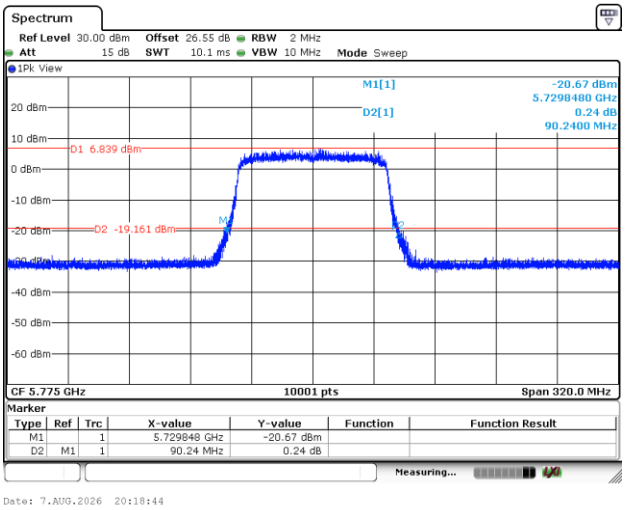
99% Occupied Bandwidth	**N/A**
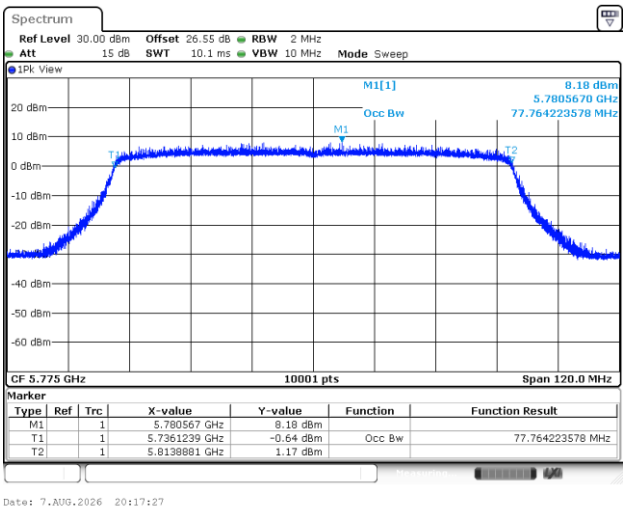	

Test Result of Power Spectral Density

<802.11a>

Maximum Power Density Plot (dBm/500kHz)	
Ant. 1	**Ant. 2**
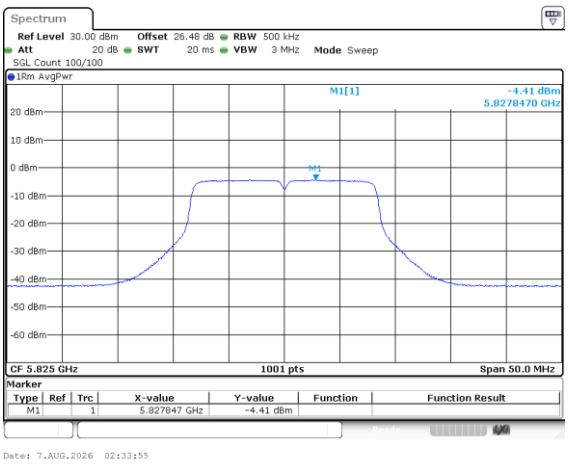	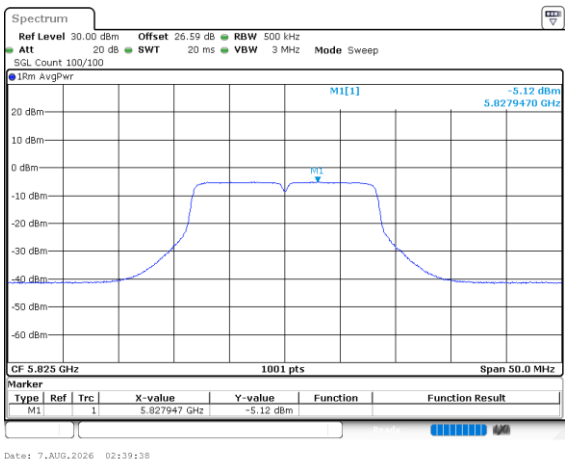

<802.11ac VHT20>

Maximum Power Density Plot (dBm/500kHz)	
Ant. 1	**Ant. 2**
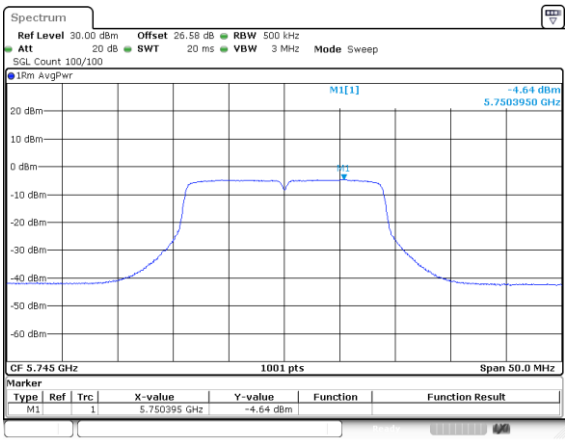	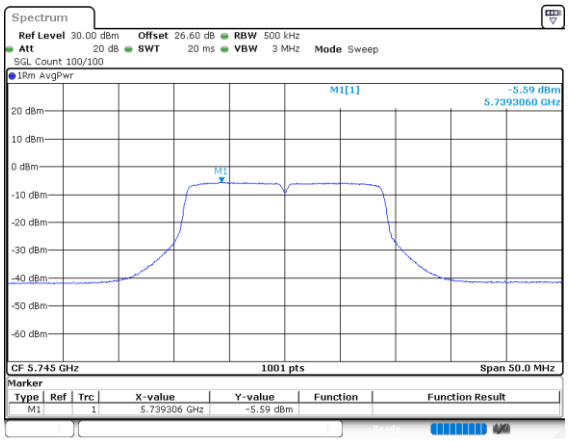

<802.11ac VHT40>

Maximum Power Density Plot (dBm/500kHz)	
Ant. 1	**Ant. 2**
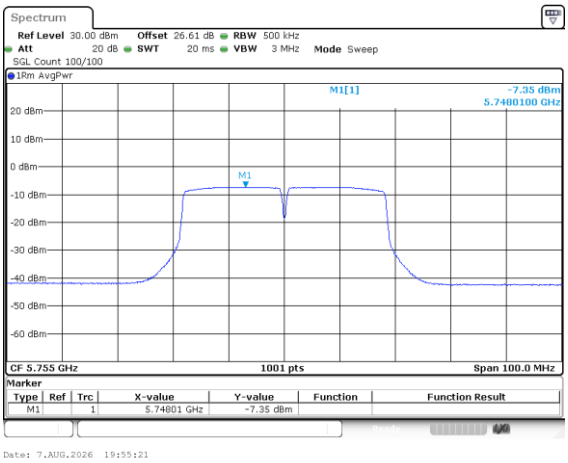	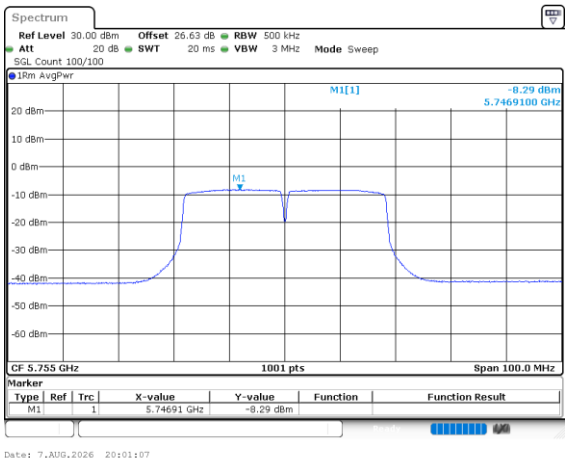

<802.11ac VHT80>

Maximum Power Density Plot (dBm/500kHz)	
Ant. 1	**Ant. 2**
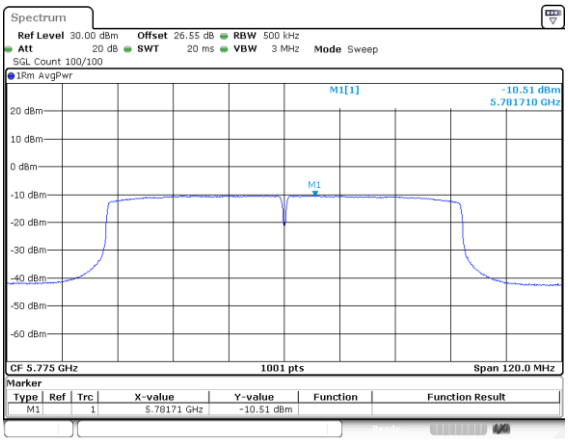	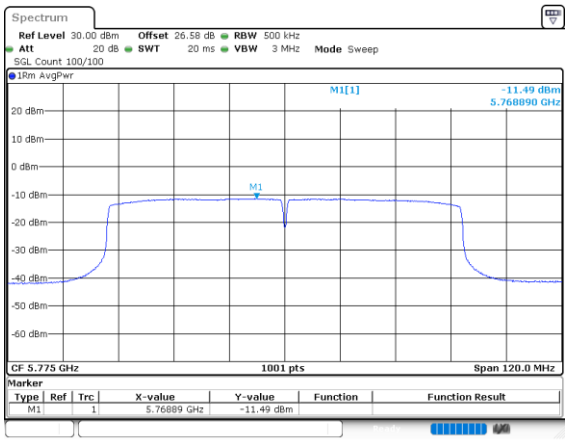

<802.11ax HE20>

Maximum Power Density Plot (dBm/500kHz)	
Ant. 1	**Ant. 2**
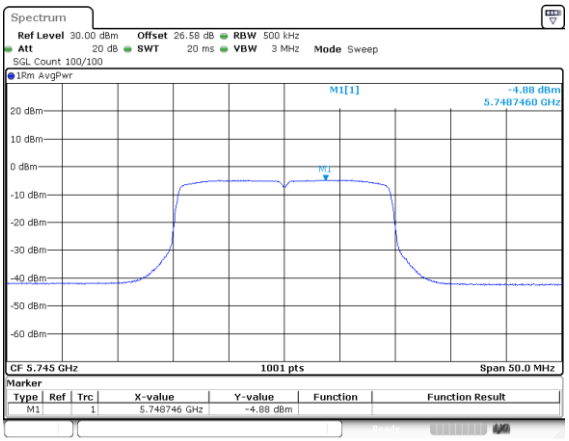	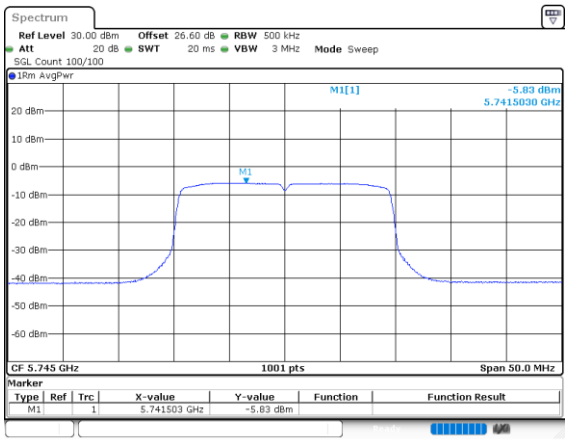

<802.11ax HE40>

Maximum Power Density Plot (dBm/500kHz)	
Ant. 1	**Ant. 2**
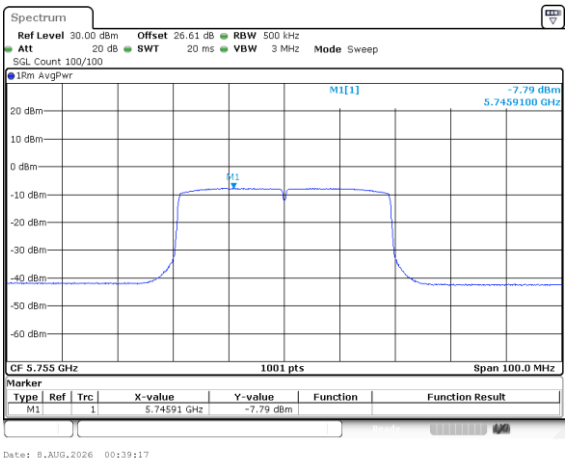	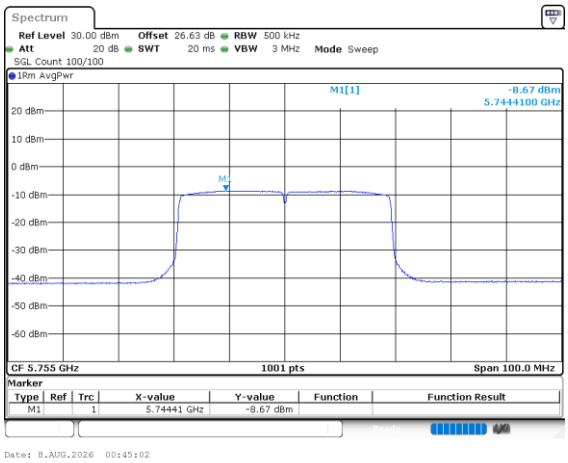

<802.11ax HE80>

Maximum Power Density Plot (dBm/500kHz)	
Ant. 1	**Ant. 2**
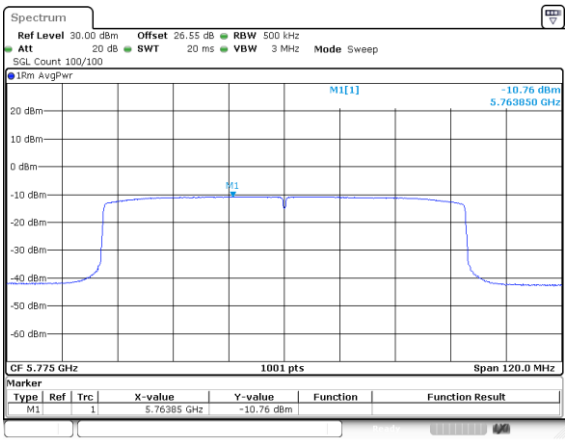	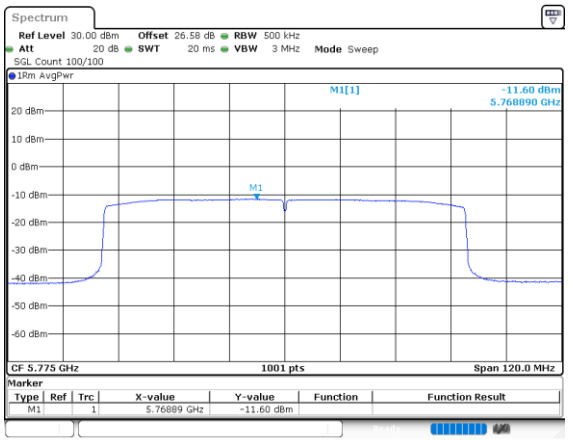

<802.11be EHT20>

Maximum Power Density Plot (dBm/500kHz)	
Ant. 1	**Ant. 2**
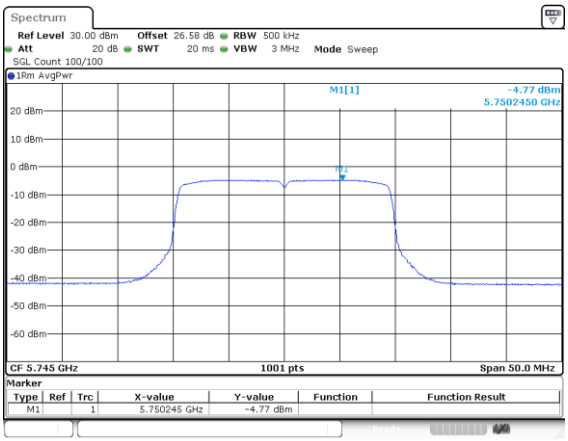	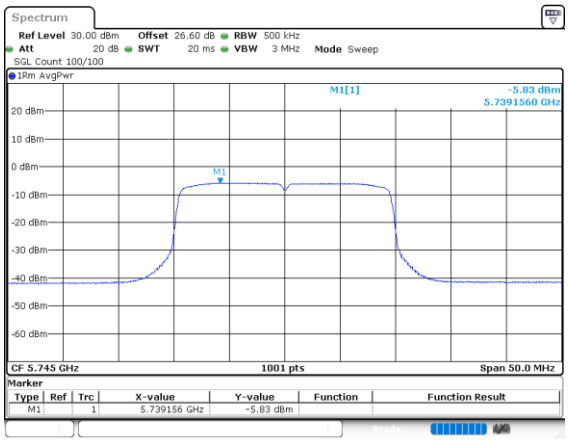

<802.11be EHT40>

Maximum Power Density Plot (dBm/500kHz)	
Ant. 1	**Ant. 2**
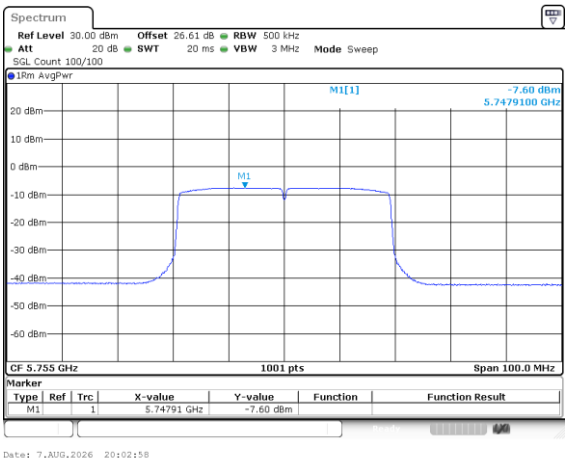	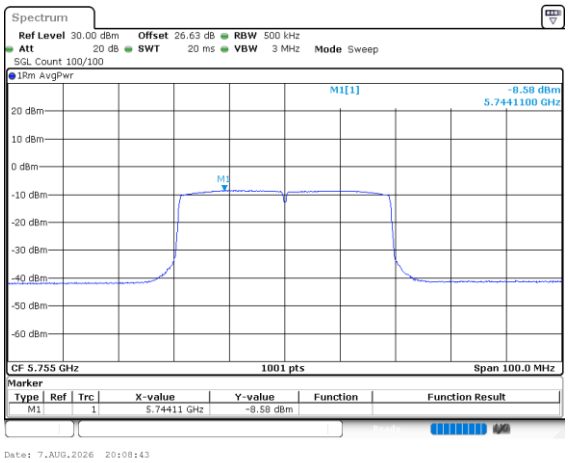

<802.11be EHT80>

Maximum Power Density Plot (dBm/500kHz)	
Ant. 1	**Ant. 2**
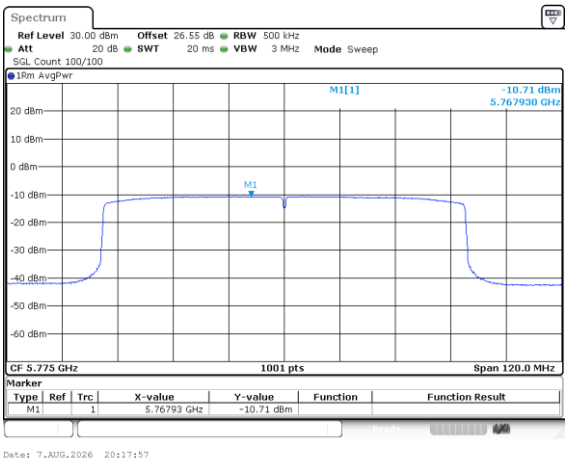	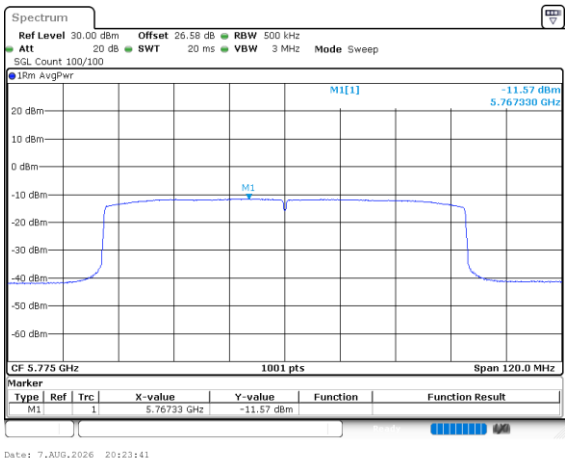

Appendix B. AC Conducted Emission Test Results

Test Engineer :	Brian Chen	**Temperature :**	23.0 ~ 26.0℃
		Relative Humidity :	45 ~ 55%

EUT Information

Report NO :	670105
Test Mode :	Mode 1
Test Voltage :	120Vac/60Hz
Phase :	Line

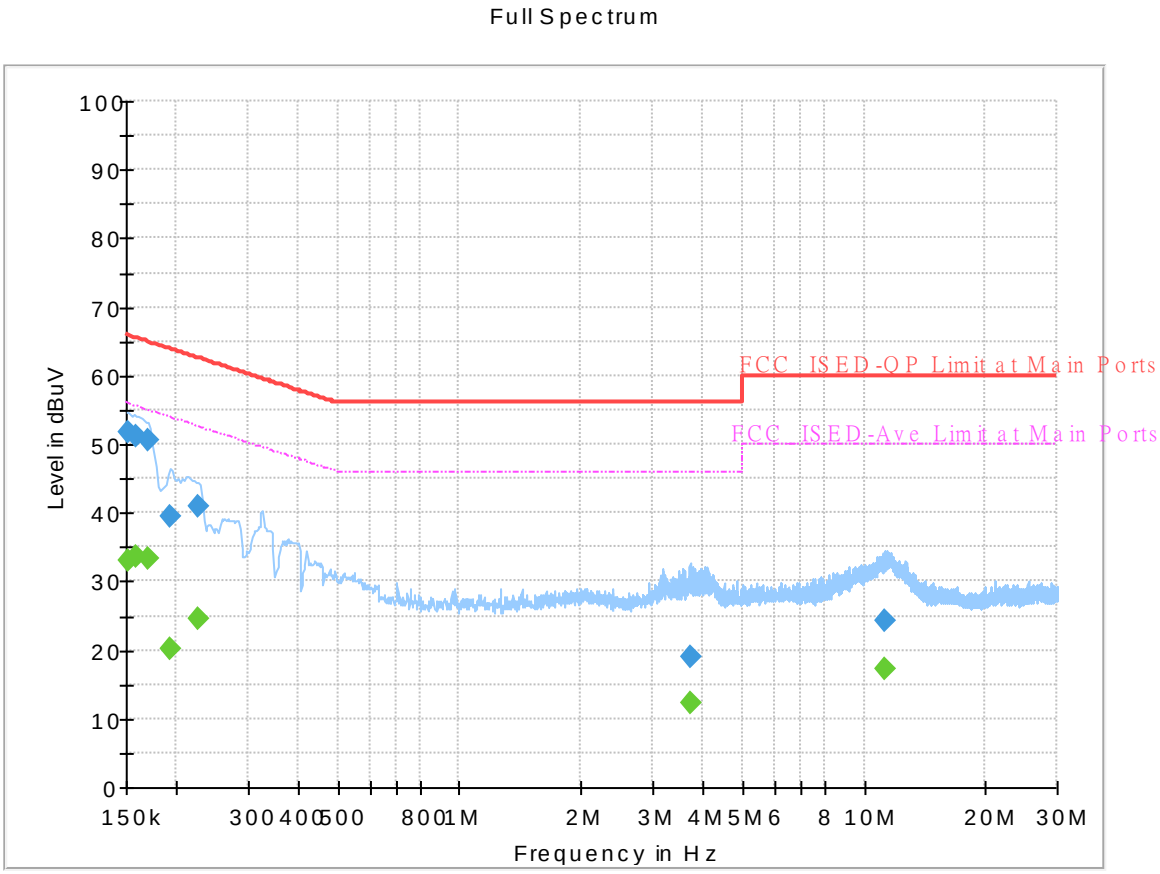

Final_Result

Frequency (MHz)	QuasiPeak (dBuV)	CAverage (dBuV)	Limit (dBuV)	Margin (dB)	Line	Filter	Corr. (dB)
0.152250	---	33.18	55.88	22.70	L1	OFF	19.7
0.152250	51.74	---	65.88	14.14	L1	OFF	19.7
0.159000	---	33.54	55.52	21.98	L1	OFF	19.7
0.159000	51.06	---	65.52	14.46	L1	OFF	19.7
0.170250	---	33.33	54.95	21.62	L1	OFF	19.7
0.170250	50.54	---	64.95	14.41	L1	OFF	19.7
0.192750	---	20.11	53.92	33.81	L1	OFF	19.7
0.192750	39.39	---	63.92	24.53	L1	OFF	19.7
0.226500	---	24.47	52.58	28.11	L1	OFF	19.7
0.226500	40.97	---	62.58	21.61	L1	OFF	19.7
3.709500	---	12.15	46.00	33.85	L1	OFF	19.9
3.709500	19.11	---	56.00	36.89	L1	OFF	19.9
11.244750	---	17.22	50.00	32.78	L1	OFF	20.4
11.244750	24.35	---	60.00	35.65	L1	OFF	20.4

EUT Information

Report NO :	670105
Test Mode :	Mode 1
Test Voltage :	120Vac/60Hz
Phase :	Neutral

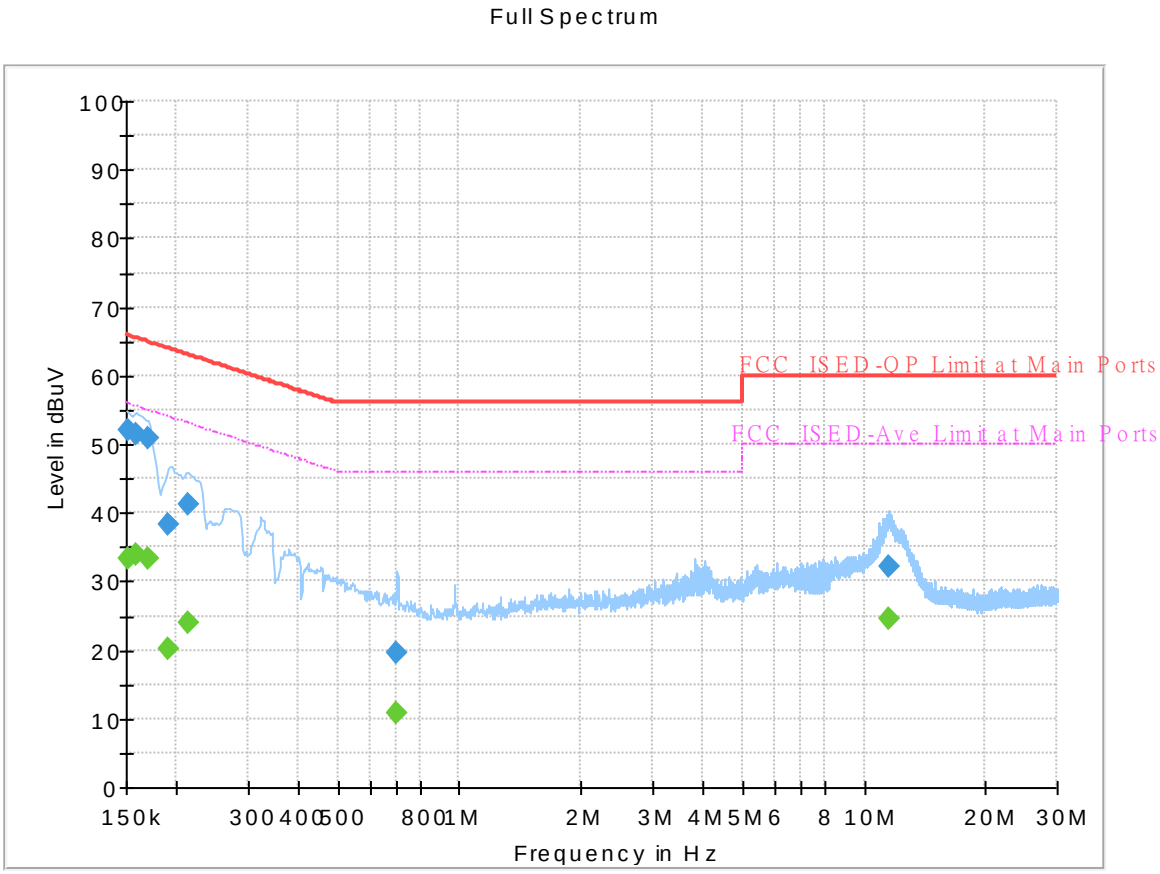

Final_Result

Frequency (MHz)	QuasiPeak (dBuV)	CAverage (dBuV)	Limit (dBuV)	Margin (dB)	Line	Filter	Corr. (dB)
0.152250	---	33.40	55.88	22.48	N	OFF	19.8
0.152250	52.14	---	65.88	13.74	N	OFF	19.8
0.159000	---	33.81	55.52	21.71	N	OFF	19.8
0.159000	51.58	---	65.52	13.94	N	OFF	19.8
0.170250	---	33.31	54.95	21.64	N	OFF	19.8
0.170250	50.92	---	64.95	14.03	N	OFF	19.8
0.190500	---	20.06	54.02	33.96	N	OFF	19.8
0.190500	38.45	---	64.02	25.57	N	OFF	19.8
0.213000	---	24.03	53.09	29.06	N	OFF	19.8
0.213000	41.36	---	63.09	21.73	N	OFF	19.8
0.701250	---	10.74	46.00	35.26	N	OFF	19.8
0.701250	19.66	---	56.00	36.34	N	OFF	19.8
11.501250	---	24.66	50.00	25.34	N	OFF	20.5
11.501250	32.24	---	60.00	27.76	N	OFF	20.5

Appendix C1. Radiated Spurious Emission Test Data

Test Engineer :	Ken Kuo、York Huang、Vic Li	**Temperature :**	21.3~25.1°C
		Relative Humidity :	56.4~65.3%

Note symbol

-L	**Low channel location**
-R	**High channel location**

C1.1.Radiated Spurious Emission Test Modes

Mode	Band	Band (GHz)	Antenna	Modulation	Channel	Frequency	Data Rate	RU	Remark
Mode 1	U-NII-1	5.15-5.25	8+9	802.11a	36	5180	6Mbps	-	-
Mode 2	U-NII-1	5.15-5.25	8+9	802.11a	44	5220	6Mbps	-	-
Mode 3	U-NII-1	5.15-5.25	8+9	802.11a	48	5240	6Mbps	-	-
Mode 4	U-NII-1	5.15-5.25	8+9	802.11be EHT20	36	5180	MCS0	Full RU	-
Mode 5	U-NII-1	5.15-5.25	8+9	802.11be EHT20	44	5220	MCS0	Full RU	-
Mode 6	U-NII-1	5.15-5.25	8+9	802.11be EHT20	48	5240	MCS0	Full RU	-
Mode 7	U-NII-1	5.15-5.25	8+9	802.11be EHT40	38	5190	MCS0	Full RU	-
Mode 8	U-NII-1	5.15-5.25	8+9	802.11be EHT40	46	5230	MCS0	Full RU	-
Mode 9	U-NII-1	5.15-5.25	8+9	802.11be EHT80	42	5210	MCS0	Full RU	-
Mode 10	U-NII-1	5.15-5.25	8+9	802.11be EHT160	50	5250	MCS0	Full RU	-
Mode 11	U-NII-1	5.15-5.25	8+9	802.11be EHT20	36	5180	MCS0	Partial RU_26/0	-

Mode	Band	Band (GHz)	Antenna	Modulation	Channel	Frequency	Data Rate	RU	Remark
Mode 12	U-NII-1	5.15-5.25	8+9	802.11be EHT20	36	5180	MCS0	Partial RU_52/37	-
Mode 13	U-NII-1	5.15-5.25	8+9	802.11be EHT20	36	5180	MCS0	Partial RU_106/53	-
Mode 18	U-NII-2A	5.25-5.35	8+9	802.11a	52	5260	6Mbps	-	-
Mode 19	U-NII-2A	5.25-5.35	8+9	802.11a	60	5300	6Mbps	-	-
Mode 20	U-NII-2A	5.25-5.35	8+9	802.11a	64	5320	6Mbps	-	-
Mode 21	U-NII-2A	5.25-5.35	8+9	802.11be EHT20	52	5260	MCS0	Full RU	-
Mode 22	U-NII-2A	5.25-5.35	8+9	802.11be EHT20	60	5300	MCS0	Full RU	-
Mode 23	U-NII-2A	5.25-5.35	8+9	802.11be EHT20	64	5320	MCS0	Full RU	-
Mode 24	U-NII-2A	5.25-5.35	8+9	802.11be EHT40	54	5270	MCS0	Full RU	-
Mode 25	U-NII-2A	5.25-5.35	8+9	802.11be EHT40	62	5310	MCS0	Full RU	-
Mode 26	U-NII-2A	5.25-5.35	8+9	802.11be EHT80	58	5290	MCS0	Full RU	-

Mode	Band	Band (GHz)	Antenna	Modulation	Channel	Frequency	Data Rate	RU	Remark
Mode 27	U-NII-2A	5.25-5.35	8+9	802.11be EHT20	64	5320	MCS0	Partial RU_26/8	-
Mode 28	U-NII-2A	5.25-5.35	8+9	802.11be EHT20	64	5320	MCS0	Partial RU_52/40	-
Mode 29	U-NII-2A	5.25-5.35	8+9	802.11be EHT20	64	5320	MCS0	Partial RU_106/54	-
Mode 30	U-NII-2C	5.47-5.725	8+9	802.11a	100	5500	6Mbps	-	-
Mode 31	U-NII-2C	5.47-5.725	8+9	802.11a	116	5580	6Mbps	-	-
Mode 32	U-NII-2C	5.47-5.725	8+9	802.11a	140	5700	6Mbps	-	-
Mode 33	U-NII-2C	5.47-5.725	8+9	802.11be EHT20	100	5500	MCS0	Full RU	-
Mode 34	U-NII-2C	5.47-5.725	8+9	802.11be EHT20	116	5580	MCS0	Full RU	-
Mode 35	U-NII-2C	5.47-5.725	8+9	802.11be EHT20	140	5700	MCS0	Full RU	-
Mode 36	U-NII-2C	5.47-5.725	8+9	802.11be EHT40	102	5510	MCS0	Full RU	-
Mode 37	U-NII-2C	5.47-5.725	8+9	802.11be EHT40	110	5550	MCS0	Full RU	-

Mode	Band	Band (GHz)	Antenna	Modulation	Channel	Frequency	Data Rate	RU	Remark
Mode 38	U-NII-2C	5.47-5.725	8+9	802.11be EHT40	134	5670	MCS0	Full RU	-
Mode 39	U-NII-2C	5.47-5.725	8+9	802.11be EHT80	106	5530	MCS0	Full RU	-
Mode 40	U-NII-2C	5.47-5.725	8+9	802.11be EHT80	122	5610	MCS0	Full RU	-
Mode 41	U-NII-2C	5.47-5.725	8+9	802.11be EHT160	114	5570	MCS0	Full RU	-
Mode 42	U-NII-2C	5.47-5.725	8+9	802.11be EHT20	100	5500	MCS0	Partial RU_26/0	-
Mode 43	U-NII-2C	5.47-5.725	8+9	802.11be EHT20	100	5500	MCS0	Partial RU_52/37	-
Mode 44	U-NII-2C	5.47-5.725	8+9	802.11be EHT20	100	5500	MCS0	Partial RU_106/53	-
Mode 45	U-NII-2C	5.47-5.725	8+9	802.11be EHT20	140	5700	MCS0	Partial RU_26/8	-
Mode 46	U-NII-2C	5.47-5.725	8+9	802.11be EHT20	140	5700	MCS0	Partial RU_52/40	-
Mode 47	U-NII-2C	5.47-5.725	8+9	802.11be EHT20	140	5700	MCS0	Partial RU_106/54	-
Mode 52	U-NII-2C	5.47-5.725	8+9	802.11a	144	5720	6Mbps	-	-

Mode	Band	Band (GHz)	Antenna	Modulation	Channel	Frequency	Data Rate	RU	Remark
Mode 53	U-NII-2C	5.47-5.725	8+9	802.11be EHT20	144	5720	MCS0	Full RU	-
Mode 54	U-NII-2C	5.47-5.725	8+9	802.11be EHT40	142	5710	MCS0	Full RU	-
Mode 55	U-NII-2C	5.47-5.725	8+9	802.11be EHT80	138	5690	MCS0	Full RU	-
Mode 56	U-NII-2A	5.25-5.35	8+9	802.11be EHT20	64	5320	MCS0	Full RU	LF
Mode 57	U-NII-2A	5.25-5.35	8+9	802.11be EHT20	64	5320	MCS0	Full RU	SHF

C1.2.Summary of each worse mode

Mode	Modulation	Ch.	Freq. (MHz)	Level (dBuV/m)	Limit (dBuV/m)	Margin (dB)	Pol.	Peak Avg.	Result	RU	Remark
1	802.11a	36	5149.94	45.50	54.00	-8.50	H	Avg.	Pass	-	Band Edge
	802.11a	36	15540.00	45.92	54.00	-8.08	V	Avg.	Pass	-	Harmonic
2	802.11a	44	-	-	-	-	-	-	-	-	Band Edge
	802.11a	44	15660.00	45.78	54.00	-8.22	H	Avg.	Pass	-	Harmonic
3	802.11a	48	5148.56	42.08	54.00	-11.92	V	Avg.	Pass	-	Band Edge
	802.11a	48	15720.00	46.90	54.00	-7.10	H	Avg.	Pass	-	Harmonic
4	802.11be EHT20	36	5149.58	45.03	54.00	-8.97	V	Avg.	Pass	Full RU	Band Edge
	802.11be EHT20	36	15540.00	45.35	54.00	-8.65	V	Avg.	Pass	Full RU	Harmonic
5	802.11be EHT20	44	-	-	-	-	-	-	-	Full RU	Band Edge
	802.11be EHT20	44	15660.00	45.18	54.00	-8.82	V	Avg.	Pass	Full RU	Harmonic
6	802.11be EHT20	48	5149.76	42.49	54.00	-11.51	H	Avg.	Pass	Full RU	Band Edge

Mode	Modulation	Ch.	Freq. (MHz)	Level (dBuV/m)	Limit (dBuV/m)	Margin (dB)	Pol.	Peak Avg.	Result	RU	Remark
6	802.11be EHT20	48	15720.00	45.76	54.00	-8.24	V	Avg.	Pass	Full RU	Harmonic
7	802.11be EHT40	38	5149.91	49.08	54.00	-4.92	H	Avg.	Pass	Full RU	Band Edge
	802.11be EHT40	38	15570.00	45.24	54.00	-8.76	H	Avg.	Pass	Full RU	Harmonic
8	802.11be EHT40	46	5148.35	46.60	54.00	-7.40	H	Avg.	Pass	Full RU	Band Edge
	802.11be EHT40	46	15690.00	45.22	54.00	-8.78	H	Avg.	Pass	Full RU	Harmonic
9	802.11be EHT80	42	5142.59	46.79	54.00	-7.21	V	Avg.	Pass	Full RU	Band Edge
	802.11be EHT80	42	15630.00	45.23	54.00	-8.77	H	Avg.	Pass	Full RU	Harmonic
10	802.11be EHT160	50	5407.29	50.14	54.00	-3.86	H	Avg.	Pass	Full RU	Band Edge
	802.11be EHT160	50	15750.00	46.19	54.00	-7.81	V	Avg.	Pass	Full RU	Harmonic
11	802.11be EHT20	36	5136.08	67.50	74.00	-6.50	H	Peak	Pass	Partial RU_26/0	Band Edge
	802.11be EHT20	36	-	-	-	-	-	-	-	Partial RU_26/0	Harmonic

Mode	Modulation	Ch.	Freq. (MHz)	Level (dBuV/m)	Limit (dBuV/m)	Margin (dB)	Pol.	Peak Avg.	Result	RU	Remark
12	802.11be EHT20	36	5142.92	49.22	54.00	-4.78	H	Avg.	Pass	Partial RU_52/37	Band Edge
	802.11be EHT20	36	-	-	-	-	-	-	-	Partial RU_52/37	Harmonic
13	802.11be EHT20	36	5149.94	47.21	54.00	-6.79	V	Avg.	Pass	Partial RU_106/53	Band Edge
	802.11be EHT20	36	-	-	-	-	-	-	-	Partial RU_106/53	Harmonic
18	802.11a	52	5109.20	42.05	54.00	-11.95	V	Avg.	Pass	-	Band Edge
	802.11a	52	15780.00	45.61	54.00	-8.39	V	Avg.	Pass	-	Harmonic
19	802.11a	60	-	-	-	-	-	-	-	-	Band Edge
	802.11a	60	15900.00	45.88	54.00	-8.12	H	Avg.	Pass	-	Harmonic
20	802.11a	64	5351.36	47.43	54.00	-6.57	H	Avg.	Pass	-	Band Edge
	802.11a	64	15960.00	45.19	54.00	-8.81	H	Avg.	Pass	-	Harmonic
21	802.11be EHT20	52	5148.72	41.97	54.00	-12.03	V	Avg.	Pass	Full RU	Band Edge

Mode	Modulation	Ch.	Freq. (MHz)	Level (dBuV/m)	Limit (dBuV/m)	Margin (dB)	Pol.	Peak Avg.	Result	RU	Remark
21	802.11be EHT20	52	15780.00	44.86	54.00	-9.14	V	Avg.	Pass	Full RU	Harmonic
22	802.11be EHT20	60	-	-	-	-	-	-	-	Full RU	Band Edge
	802.11be EHT20	60	15900.00	46.43	54.00	-7.57	H	Avg.	Pass	Full RU	Harmonic
23	802.11be EHT20	64	5350.24	50.67	54.00	-3.33	H	Avg.	Pass	Full RU	Band Edge
	802.11be EHT20	64	15960.00	45.10	54.00	-8.90	V	Avg.	Pass	Full RU	Harmonic
24	802.11be EHT40	54	5350.18	45.85	54.00	-8.15	V	Avg.	Pass	Full RU	Band Edge
	802.11be EHT40	54	15810.00	45.40	54.00	-8.60	H	Avg.	Pass	Full RU	Harmonic
25	802.11be EHT40	62	5350.05	50.28	54.00	-3.72	V	Avg.	Pass	Full RU	Band Edge
	802.11be EHT40	62	15930.00	45.06	54.00	-8.94	V	Avg.	Pass	Full RU	Harmonic
26	802.11be EHT80	58	5361.06	45.53	54.00	-8.47	V	Avg.	Pass	Full RU	Band Edge
	802.11be EHT80	58	15870.00	45.27	54.00	-8.73	V	Avg.	Pass	Full RU	Harmonic

Mode	Modulation	Ch.	Freq. (MHz)	Level (dBuV/m)	Limit (dBuV/m)	Margin (dB)	Pol.	Peak Avg.	Result	RU	Remark
27	802.11be EHT20	64	5361.72	49.51	54.00	-4.49	H	Avg.	Pass	Partial RU_26/8	Band Edge
	802.11be EHT20	64	-	-	-	-	-	-	-	Partial RU_26/8	Harmonic
28	802.11be EHT20	64	5357.24	69.65	74.00	-4.35	V	Peak	Pass	Partial RU_52/40	Band Edge
	802.11be EHT20	64	-	-	-	-	-	-	-	Partial RU_52/40	Harmonic
29	802.11be EHT20	64	5350.94	49.16	54.00	-4.84	V	Avg.	Pass	Partial RU_106/54	Band Edge
	802.11be EHT20	64	-	-	-	-	-	-	-	Partial RU_106/54	Harmonic
30	802.11a	100	5456.65	43.75	54.00	-10.25	H	Avg.	Pass	-	Band Edge
	802.11a	100	11000.00	40.88	54.00	-13.12	H	Avg.	Pass	-	Harmonic
31	802.11a	116	-	-	-	-	-	-	-	-	Band Edge
	802.11a	116	11160.00	42.03	54.00	-11.97	V	Avg.	Pass	-	Harmonic
32	802.11a	140	5726.20	59.11	68.20	-9.09	H	Peak	Pass	-	Band Edge

Mode	Modulation	Ch.	Freq. (MHz)	Level (dBuV/m)	Limit (dBuV/m)	Margin (dB)	Pol.	Peak Avg.	Result	RU	Remark
32	802.11a	140	11400.00	42.05	54.00	-11.95	V	Avg.	Pass	-	Harmonic
33	802.11be EHT20	100	5461.60	63.66	68.20	-4.54	H	Peak	Pass	Full RU	Band Edge
	802.11be EHT20	100	11000.00	40.80	54.00	-13.20	H	Avg.	Pass	Full RU	Harmonic
34	802.11be EHT20	116	-	-	-	-	-	-	-	Full RU	Band Edge
	802.11be EHT20	116	11160.00	41.16	54.00	-12.84	H	Avg.	Pass	Full RU	Harmonic
35	802.11be EHT20	140	5725.55	58.45	68.20	-9.75	H	Peak	Pass	Full RU	Band Edge
	802.11be EHT20	140	11400.00	41.56	54.00	-12.44	V	Avg.	Pass	Full RU	Harmonic
36	802.11be EHT40	102	5468.56	64.37	68.20	-3.83	H	Peak	Pass	Full RU	Band Edge
	802.11be EHT40	102	11020.00	41.04	54.00	-12.96	H	Avg.	Pass	Full RU	Harmonic
37	802.11be EHT40	110	-	-	-	-	-	-	-	Full RU	Band Edge
	802.11be EHT40	110	11100.00	41.15	54.00	-12.85	H	Avg.	Pass	Full RU	Harmonic

Mode	Modulation	Ch.	Freq. (MHz)	Level (dBuV/m)	Limit (dBuV/m)	Margin (dB)	Pol.	Peak Avg.	Result	RU	Remark
38	802.11be EHT40	134	5731.66	61.38	68.20	-6.82	H	Peak	Pass	Full RU	Band Edge
	802.11be EHT40	134	11340.00	41.42	54.00	-12.58	V	Avg.	Pass	Full RU	Harmonic
39	802.11be EHT80	106	5459.98	46.48	54.00	-7.52	V	Avg.	Pass	Full RU	Band Edge
	802.11be EHT80	106	11060.00	41.89	54.00	-12.11	V	Avg.	Pass	Full RU	Harmonic
40	802.11be EHT80	122	5753.38	60.68	68.20	-7.52	H	Peak	Pass	Full RU	Band Edge
	802.11be EHT80	122	11220.00	42.07	54.00	-11.93	V	Avg.	Pass	Full RU	Harmonic
41	802.11be EHT160	114	5437.56	45.87	54.00	-8.13	H	Avg.	Pass	Full RU	Band Edge
	802.11be EHT160	114	11140.00	41.17	54.00	-12.83	H	Avg.	Pass	Full RU	Harmonic
42	802.11be EHT20	100	5457.25	47.73	54.00	-6.27	V	Avg.	Pass	Partial RU_26/0	Band Edge
	802.11be EHT20	100	-	-	-	-	-	-	-	Partial RU_26/0	Harmonic
43	802.11be EHT20	100	5464.15	61.39	68.20	-6.81	H	Peak	Pass	Partial RU_52/37	Band Edge

Mode	Modulation	Ch.	Freq. (MHz)	Level (dBuV/m)	Limit (dBuV/m)	Margin (dB)	Pol.	Peak Avg.	Result	RU	Remark
43	802.11be EHT20	100	-	-	-	-	-	-	-	Partial RU_52/37	Harmonic
44	802.11be EHT20	100	5468.35	62.95	68.20	-5.25	H	Peak	Pass	Partial RU_106/53	Band Edge
	802.11be EHT20	100	-	-	-	-	-	-	-	Partial RU_106/53	Harmonic
45	802.11be EHT20	140	5743.36	60.65	68.20	-7.55	H	Peak	Pass	Partial RU_26/8	Band Edge
	802.11be EHT20	140	-	-	-	-	-	-	-	Partial RU_26/8	Harmonic
46	802.11be EHT20	140	5741.28	56.30	68.20	-11.90	H	Peak	Pass	Partial RU_52/40	Band Edge
	802.11be EHT20	140	-	-	-	-	-	-	-	Partial RU_52/40	Harmonic
47	802.11be EHT20	140	5726.33	61.81	68.20	-6.39	V	Peak	Pass	Partial RU_106/54	Band Edge
	802.11be EHT20	140	-	-	-	-	-	-	-	Partial RU_106/54	Harmonic
52	802.11a	144	-	-	-	-	-	-	-	-	Band Edge
	802.11a	144	11440.00	41.80	54.00	-12.20	V	Avg.	Pass	-	Harmonic

Mode	Modulation	Ch.	Freq. (MHz)	Level (dBuV/m)	Limit (dBuV/m)	Margin (dB)	Pol.	Peak Avg.	Result	RU	Remark
53	802.11be EHT20	144	-	-	-	-	-	-	-	Full RU	Band Edge
	802.11be EHT20	144	11440.00	41.65	54.00	-12.35	V	Avg.	Pass	Full RU	Harmonic
54	802.11be EHT40	142	-	-	-	-	-	-	-	Full RU	Band Edge
	802.11be EHT40	142	11420.00	41.63	54.00	-12.37	V	Avg.	Pass	Full RU	Harmonic
55	802.11be EHT80	138	-	-	-	-	-	-	-	Full RU	Band Edge
	802.11be EHT80	138	11380.00	41.66	54.00	-12.34	V	Avg.	Pass	Full RU	Harmonic
56	LF	64	741.01	32.17	46.00	-13.83	H	QP	Pass	-	LF
57	SHF	64	39377.63	38.71	54.00	-15.29	H	Avg.	Pass	-	SHF

Mode	1	
	Band Edge	
	U-NII-1_5.15-5.25_802.11a_CH36_5180MHz	
ANT	8+9	
Pol.	Horizontal	Fundamental
Peak	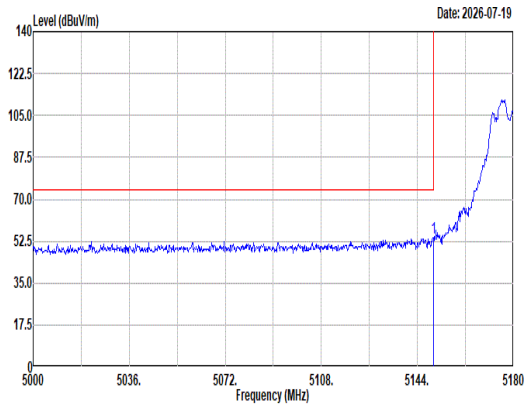 Site : 03CH22-HY Condition: PEAK_BE_74 3m DRH18-E_LE2C04A18EN_260520 HORIZONTAL : RBW:1000.000kHz VBW:3000.000kHz SWT:Auto Freq Level Limit Line Margin Read Level Ant Factor Cable Loss Preamp Factor Aux Factor APos TPos Remark MHz dBuV/m dBuV/m dB dBuV dB/m dB dB dB cm deg 1 5149.94 53.73 74.00 -20.27 41.85 32.70 11.99 33.80 0.99 199 356 Peak	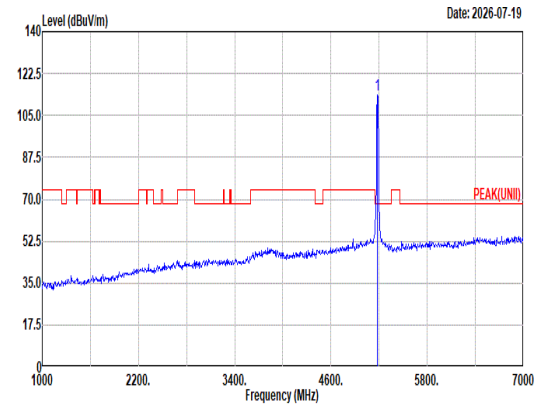 Site : 03CH22-HY Condition: PEAK(UNII) 3m DRH18-E_LE2C04A18EN_260520 HORIZONTAL : RBW:1000.000kHz VBW:3000.000kHz SWT:Auto Freq Level Limit Line Margin Read Level Ant Factor Cable Loss Preamp Factor Aux Factor APos TPos Remark MHz dBuV/m dBuV/m dB dBuV dB/m dB dB dB cm deg 1 5180.00 113.78 ------ ------ 101.89 32.75 12.03 33.85 0.96 199 356 Peak
Avg	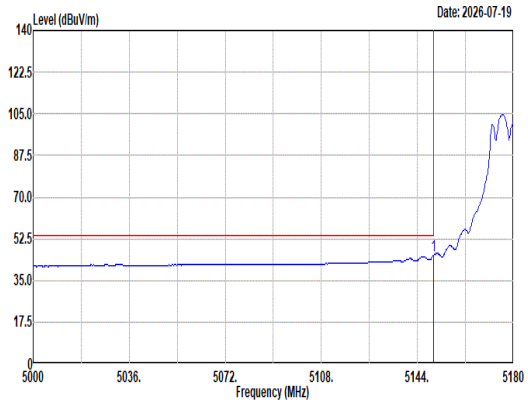 Site : 03CH22-HY Condition: AVG_BE_54 3m DRH18-E_LE2C04A18EN_260520 HORIZONTAL : RBW:1000.000kHz VBW:0.010kHz SWT:Auto Freq Level Limit Line Margin Read Level Ant Factor Cable Loss Preamp Factor Aux Factor APos TPos Remark MHz dBuV/m dBuV/m dB dBuV dB/m dB dB dB cm deg 1 5149.94 45.50 54.00 -8.50 33.62 32.70 11.99 33.80 0.99 199 356 Average	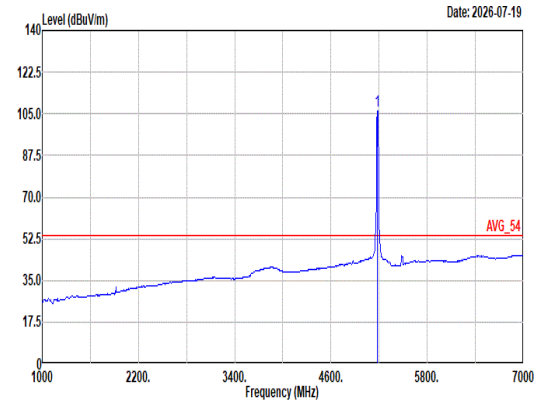 Site : 03CH22-HY Condition: AVG_54 3m DRH18-E_LE2C04A18EN_260520 HORIZONTAL : RBW:1000.000kHz VBW:0.010kHz SWT:Auto Freq Level Limit Line Margin Read Level Ant Factor Cable Loss Preamp Factor Aux Factor APos TPos Remark MHz dBuV/m dBuV/m dB dBuV dB/m dB dB dB cm deg 1 5180.00 106.42 ------ ------ 94.53 32.75 12.03 33.85 0.96 199 356 Average

Mode	1	
	Band Edge	
	U-NII-1_5.15-5.25_802.11a_CH36_5180MHz	
ANT	8+9	
Pol.	Vertical	Fundamental
Peak	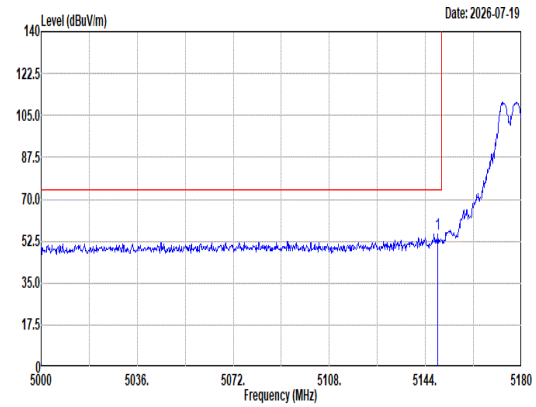 Site : 03CH22-HY Condition: PEAK_BE_74 3m DRH18-E_LE2C04A18EN_260520 VERTICAL : RBW:1000.000kHz VBW:3000.000kHz SWT:Auto Freq Level Limit Line Margin Read Level Ant Factor Cable Loss Preamp Factor Aux Factor APos TPos Remark MHz dBuV/m dBuV/m dB dBuV dB/m dB dB dB cm deg 1 5148.68 55.52 74.00 -18.48 43.64 32.70 11.99 33.80 0.99 100 98 Peak	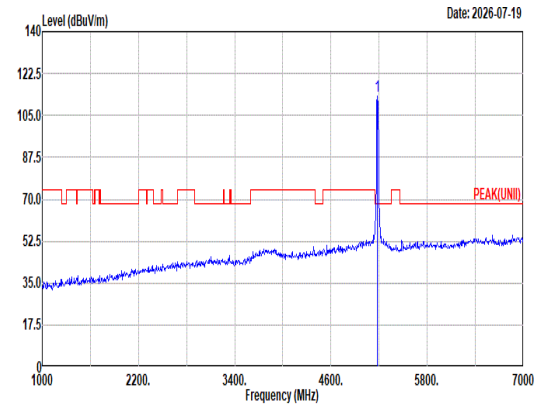 Site : 03CH22-HY Condition: PEAK(UNII) 3m DRH18-E_LE2C04A18EN_260520 VERTICAL : RBW:1000.000kHz VBW:3000.000kHz SWT:Auto Freq Level Limit Line Margin Read Level Ant Factor Cable Loss Preamp Factor Aux Factor APos TPos Remark MHz dBuV/m dBuV/m dB dBuV dB/m dB dB dB cm deg 1 5180.00 112.84 ------ ------ 100.95 32.76 12.04 33.86 0.95 100 98 Peak
Avg	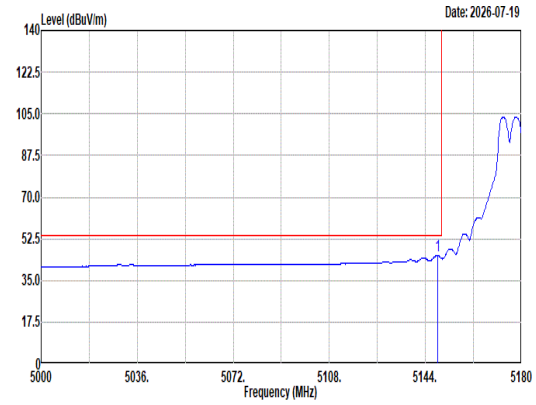 Site : 03CH22-HY Condition: AVG_BE_54 3m DRH18-E_LE2C04A18EN_260520 VERTICAL : RBW:1000.000kHz VBW:0.010kHz SWT:Auto Freq Level Limit Line Margin Read Level Ant Factor Cable Loss Preamp Factor Aux Factor APos TPos Remark MHz dBuV/m dBuV/m dB dBuV dB/m dB dB dB cm deg 1 5148.68 45.44 54.00 -8.56 33.56 32.70 11.99 33.80 0.99 100 98 Average	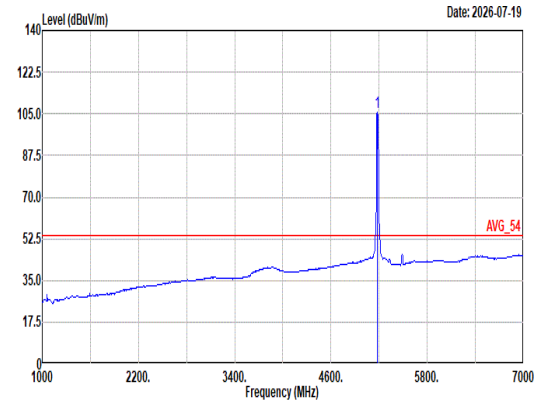 Site : 03CH22-HY Condition: AVG_54 3m DRH18-E_LE2C04A18EN_260520 VERTICAL : RBW:1000.000kHz VBW:0.010kHz SWT:Auto Freq Level Limit Line Margin Read Level Ant Factor Cable Loss Preamp Factor Aux Factor APos TPos Remark MHz dBuV/m dBuV/m dB dBuV dB/m dB dB dB cm deg 1 5180.00 105.67 ------ ------ 93.78 32.76 12.04 33.86 0.95 100 98 Average

Mode	1	
	Harmonic	
	U-NII-1_5.15-5.25_802.11a_CH36_5180MHz	
ANT	8+9	
Pol.	Horizontal	Vertical
Peak Avg	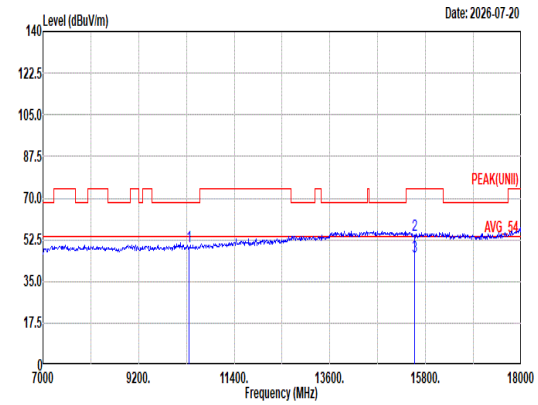 Site : 03CH22-HY Condition: PEAK(UNII) 3m DRH18-E_LE2C04A18EN_260520 HORIZONTAL Freq Level Limit Line Margin Read Level Ant Factor Cable Loss Preamp Factor Aux Factor APos TPos Remark MHz dBuV/m dBuV/m dB dBuV dB/m dB dB dB cm deg 1 10360.00 49.81 68.20 -18.39 33.47 37.50 16.82 39.26 1.28 -- -- Peak 2 15540.00 54.52 74.00 -19.48 34.75 41.74 20.74 44.60 1.89 -- -- Peak 3 15540.00 45.44 54.00 -8.56 25.67 41.74 20.74 44.60 1.89 -- -- Average	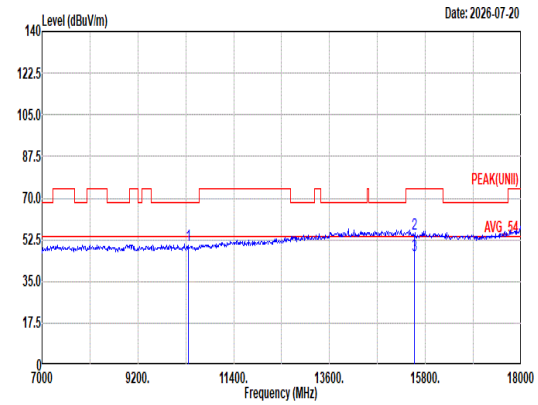 Site : 03CH22-HY Condition: PEAK(UNII) 3m DRH18-E_LE2C04A18EN_260520 VERTICAL Freq Level Limit Line Margin Read Level Ant Factor Cable Loss Preamp Factor Aux Factor APos TPos Remark MHz dBuV/m dBuV/m dB dBuV dB/m dB dB dB cm deg 1 10360.00 50.42 68.20 -17.78 34.08 37.50 16.82 39.26 1.28 -- -- Peak 2 15540.00 55.16 74.00 -18.84 35.39 41.74 20.74 44.60 1.89 -- -- Peak 3 15540.00 45.92 54.00 -8.08 26.15 41.74 20.74 44.60 1.89 -- -- Average

Mode	1	
	Harmonic	
	U-NII-1_5.15-5.25_802.11a_CH36_5180MHz	
ANT	8+9	
Pol.	Horizontal	Vertical
10.6G ~18G Avg	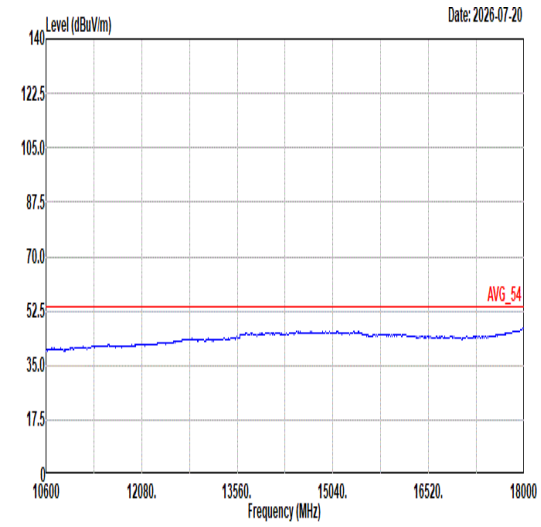 Site : 03CH22-HY Condition: AVG_54 3m DRH18-E_LE2C04A18EN_260520 HORIZONTAL	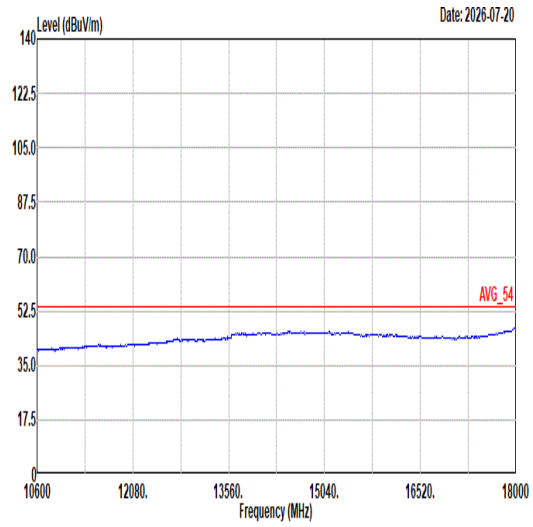 Site : 03CH22-HY Condition: AVG_54 3m DRH18-E_LE2C04A18EN_260520 VERTICAL

Mode	2	
	Harmonic	
	U-NII-1_5.15-5.25_802.11a_CH44_5220MHz	
ANT	8+9	
Pol.	Horizontal	Vertical
Peak Avg	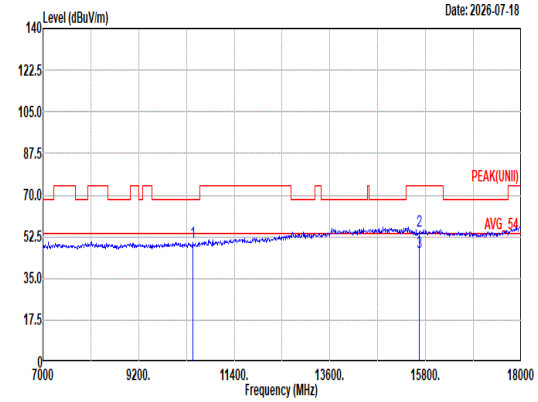 Site : 03CH22-HY Condition: PEAK(UNII) 3m DRH18-E_LE2C04A18EN_260520 HORIZONTAL Freq Level Limit Line Margin Read Level Ant Factor Cable Loss Preamp Factor Aux Factor APos TPos Remark MHz dBuV/m dBuV/m dB dBuV dB/m dB dB dB cm deg 1 10440.00 50.24 68.20 -17.96 33.87 37.58 16.89 39.39 1.29 -- -- Peak 2 15660.00 54.99 74.00 -19.01 35.26 41.78 20.83 44.80 1.92 -- -- Peak 3 15660.00 45.78 54.00 -8.22 26.05 41.78 20.83 44.80 1.92 -- -- Average	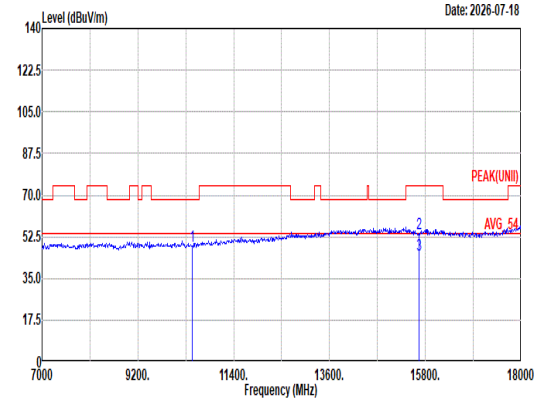 Site : 03CH22-HY Condition: PEAK(UNII) 3m DRH18-E_LE2C04A18EN_260520 VERTICAL Freq Level Limit Line Margin Read Level Ant Factor Cable Loss Preamp Factor Aux Factor APos TPos Remark MHz dBuV/m dBuV/m dB dBuV dB/m dB dB dB cm deg 1 10440.00 48.80 68.20 -19.40 32.43 37.58 16.89 39.39 1.29 -- -- Peak 2 15660.00 53.98 74.00 -20.02 34.25 41.78 20.83 44.80 1.92 -- -- Peak 3 15660.00 44.65 54.00 -9.35 24.92 41.78 20.83 44.80 1.92 -- -- Average

Mode	2	
	Harmonic	
	U-NII-1_5.15-5.25_802.11a_CH44_5220MHz	
ANT	8+9	
Pol.	Horizontal	Vertical
10.6G ~18G Avg	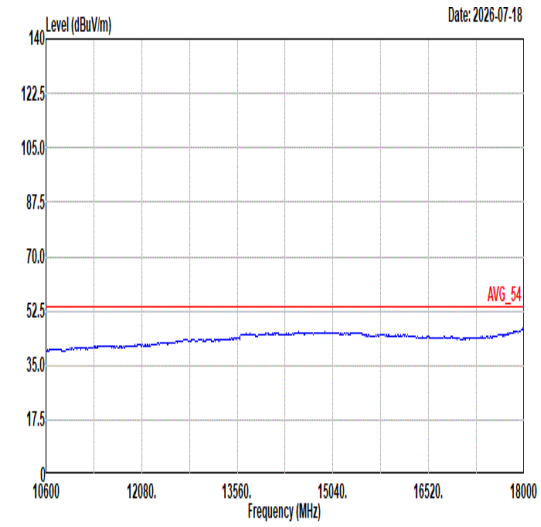 Site : 03CH22-HY Condition: AVG_54 3m DRH18-E_LE2C04A18EN_260520 HORIZONTAL	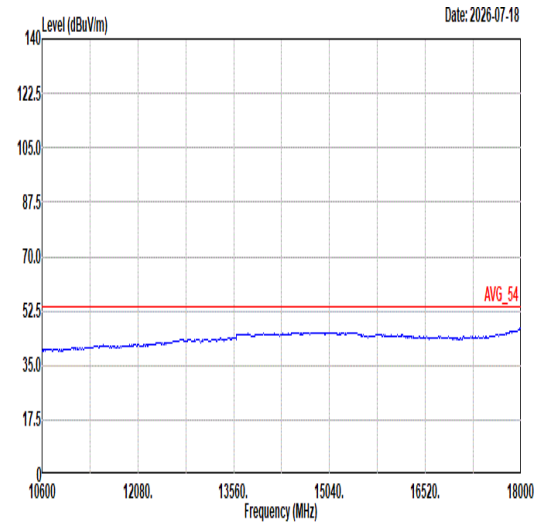 Site : 03CH22-HY Condition: AVG_54 3m DRH18-E_LE2C04A18EN_260520 VERTICAL

Mode	3	
	Band Edge - L	
	U-NII-1_5.15-5.25_802.11a_CH48_5240MHz	
ANT	8+9	
Pol.	Horizontal	Fundamental
Peak	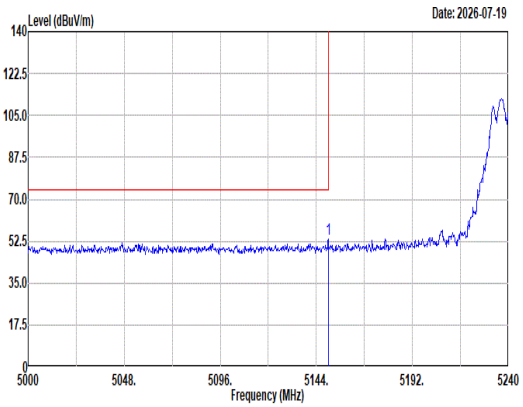 Site : 03CH22-HY Condition: PEAK_BE_74 3m DRH18-E_LE2C04A18EN_260520 HORIZONTAL : RBW:1000.000kHz VBW:3000.000kHz SWT:Auto 1 5150.00 53.38 74.00 -20.62 41.50 32.70 11.99 33.80 0.99 100 360 Peak	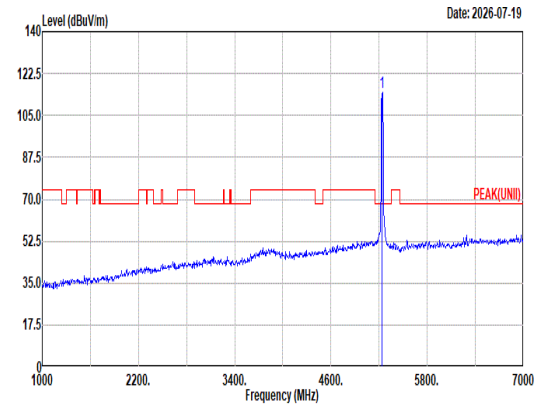 Site : 03CH22-HY Condition: PEAK(UNII) 3m DRH18-E_LE2C04A18EN_260520 HORIZONTAL : RBW:1000.000kHz VBW:3000.000kHz SWT:Auto 1 5240.00 114.51 ------ ------ 102.84 32.61 12.12 33.98 0.92 100 360 Peak
Avg	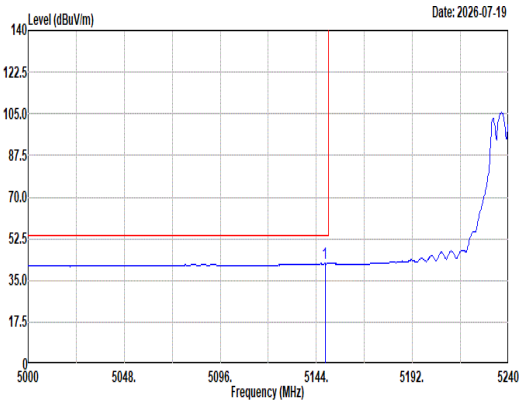 Site : 03CH22-HY Condition: AVG_BE_54 3m DRH18-E_LE2C04A18EN_260520 HORIZONTAL : RBW:1000.000kHz VBW:0.010kHz SWT:Auto 1 5148.32 42.04 54.00 -11.96 30.17 32.70 11.98 33.80 0.99 100 360 Average	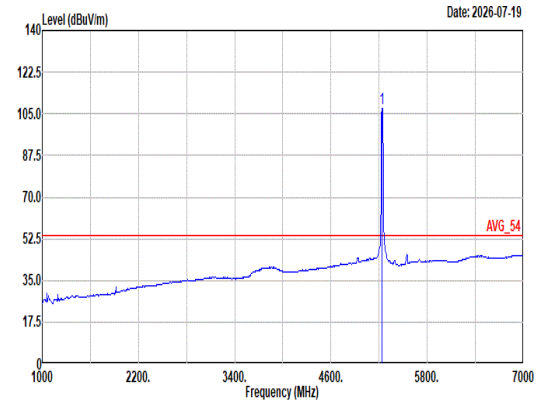 Site : 03CH22-HY Condition: AVG_54 3m DRH18-E_LE2C04A18EN_260520 HORIZONTAL : RBW:1000.000kHz VBW:0.010kHz SWT:Auto 1 5240.00 107.23 ------ ------ 95.54 32.63 12.11 33.97 0.92 100 360 Average

Mode	3	
	Band Edge - R	
	U-NII-1_5.15-5.25_802.11a_CH48_5240MHz	
ANT	8+9	
Pol.	Horizontal	Fundamental
Peak	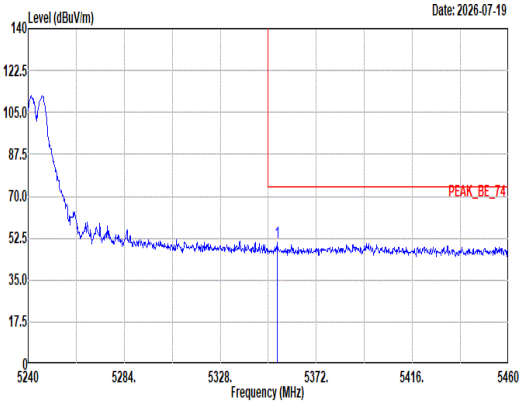 Site : 03CH22-HY Condition: PEAK_BE_74 3m DRH18-E_LE2C04A18EN_260520 HORIZONTAL : RBW:1000.000kHz VBW:3000.000kHz SWT:Auto Freq Level Limit Line Margin Read Level Ant Factor Cable Loss Preamp Factor Aux Factor APos TPos Remark MHz dBuV/m dBuV/m dB dBuV dB/m dB dB dB cm deg 1 5353.96 50.55 74.00 -23.45 39.16 32.42 12.23 34.16 0.90 100 360 Peak	Blank
Avg	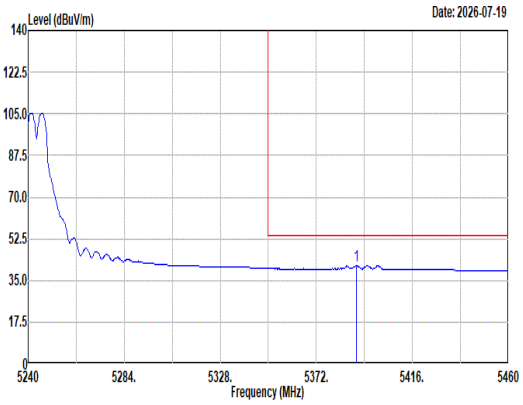 Site : 03CH22-HY Condition: AVG_BE_54 3m DRH18-E_LE2C04A18EN_260520 HORIZONTAL : RBW:1000.000kHz VBW:0.010kHz SWT:Auto Freq Level Limit Line Margin Read Level Ant Factor Cable Loss Preamp Factor Aux Factor APos TPos Remark MHz dBuV/m dBuV/m dB dBuV dB/m dB dB dB cm deg 1 5390.26 41.18 54.00 -12.82 29.61 32.64 12.27 34.23 0.89 100 360 Average	Blank

Mode	3	
	Band Edge - L	
	U-NII-1_5.15-5.25_802.11a_CH48_5240MHz	
ANT	8+9	
Pol.	Vertical	Fundamental
Peak	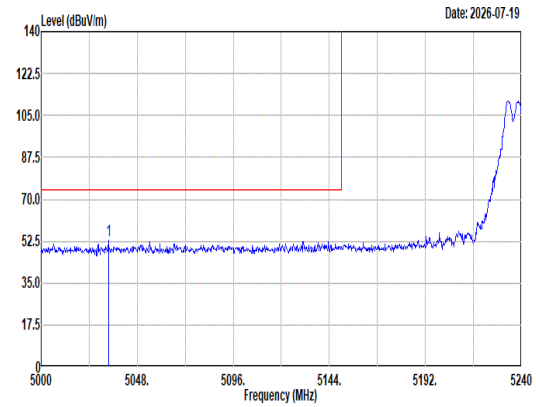 Site : 03CH22-HY Condition: PEAK_BE_74 3m DRH18-E_LE2C04A18EN_260520 VERTICAL : RBW:1000.000kHz VBW:3000.000kHz SWT:Auto 1 5033.60 52.96 74.00 -21.04 40.87 32.77 11.80 33.60 1.12 100 96 Peak	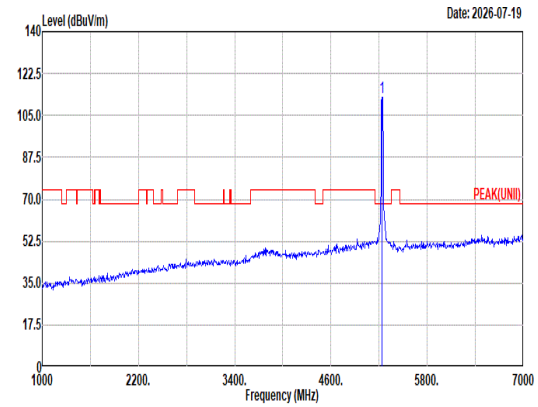 Site : 03CH22-HY Condition: PEAK(UNII) 3m DRH18-E_LE2C04A18EN_260520 VERTICAL : RBW:1000.000kHz VBW:3000.000kHz SWT:Auto 1 5240.00 112.61 ------ ------ 100.92 32.63 12.11 33.97 0.92 100 96 Peak
Avg	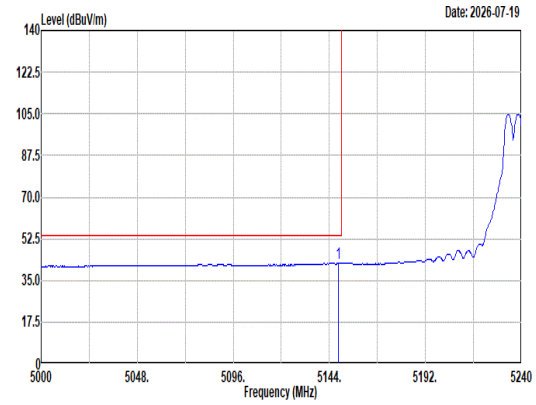 Site : 03CH22-HY Condition: AVG_BE_54 3m DRH18-E_LE2C04A18EN_260520 VERTICAL : RBW:1000.000kHz VBW:0.010kHz SWT:Auto 1 5148.56 42.08 54.00 -11.92 30.20 32.70 11.99 33.80 0.99 100 96 Average	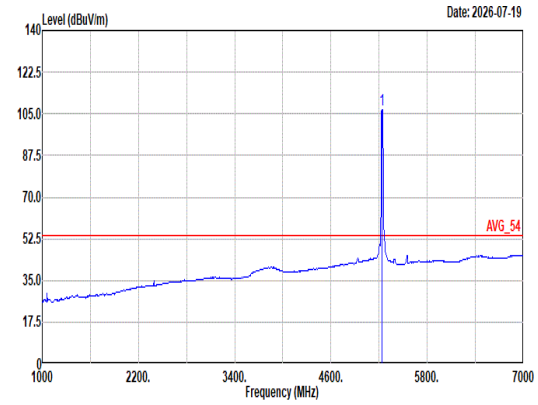 Site : 03CH22-HY Condition: AVG_54 3m DRH18-E_LE2C04A18EN_260520 VERTICAL : RBW:1000.000kHz VBW:0.010kHz SWT:Auto 1 5240.00 106.54 ------ ------ 94.85 32.63 12.11 33.97 0.92 100 96 Average

Mode	3	
	Band Edge - R	
	U-NII-1_5.15-5.25_802.11a_CH48_5240MHz	
ANT	8+9	
Pol.	Vertical	Fundamental
Peak	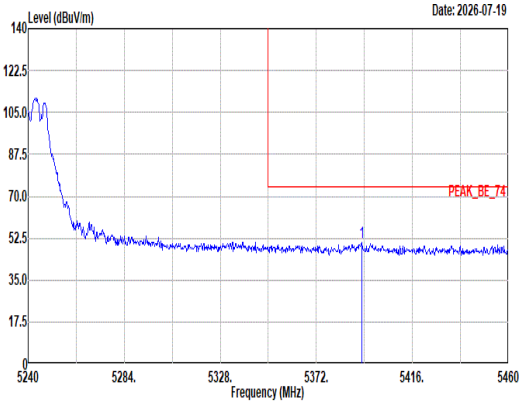 Site : 03CH22-HY Condition: PEAK_BE_74 3m DRH18-E_LE2C04A18EN_260520 VERTICAL : RBW:1000.000kHz VBW:3000.000kHz SWT:Auto Limit Read Ant Cable Preamp Aux APos TPos Freq Level Line Margin Level Factor Loss Factor Factor Remark MHz dBuV/m dBuV/m dB dBuV dB/m dB dB dB cm deg 1 5392.68 50.56 74.00 -23.44 38.97 32.66 12.27 34.23 0.89 100 96 Peak	Blank
Avg	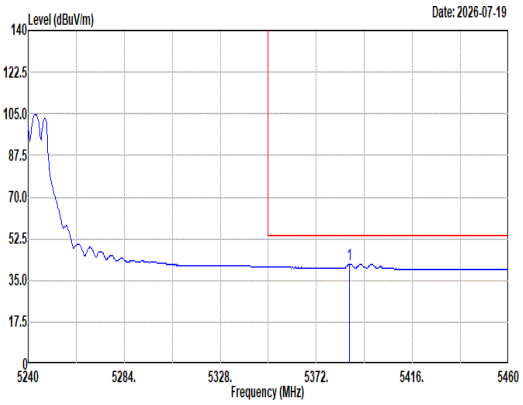 Site : 03CH22-HY Condition: AVG_BE_54 3m DRH18-E_LE2C04A18EN_260520 VERTICAL : RBW:1000.000kHz VBW:0.010kHz SWT:Auto Limit Read Ant Cable Preamp Aux APos TPos Freq Level Line Margin Level Factor Loss Factor Factor Remark MHz dBuV/m dBuV/m dB dBuV dB/m dB dB dB cm deg 1 5387.18 41.73 54.00 -12.27 30.17 32.62 12.27 34.22 0.89 100 96 Average	Blank

Mode	3	
	Harmonic	
	U-NII-1_5.15-5.25_802.11a_CH48_5240MHz	
ANT	8+9	
Pol.	Horizontal	Vertical
Peak Avg	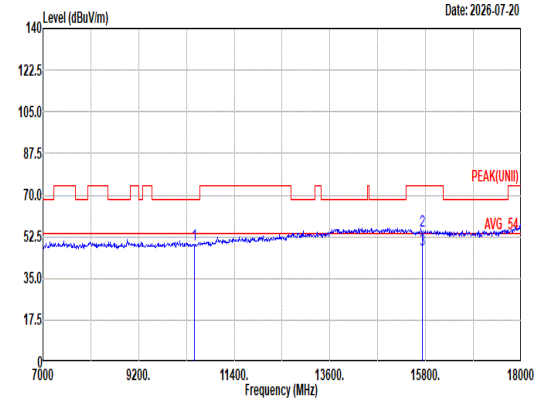 Site : 03CH22-HY Condition: PEAK(UNII) 3m DRH18-E_LE2C04A18EN_260520 HORIZONTAL Freq Level Limit Line Margin Read Level Ant Factor Cable Loss Preamp Factor Aux Factor APos TPos Remark MHz dBuV/m dBuV/m dB dBuV dB/m dB dB dB cm deg 1 10480.00 49.18 68.20 -19.02 32.88 37.54 16.93 39.46 1.29 -- -- Peak 2 15720.00 55.11 74.00 -18.89 35.44 41.74 20.88 44.89 1.94 -- -- Peak 3 15720.00 46.90 54.00 -7.10 27.23 41.74 20.88 44.89 1.94 -- -- Average	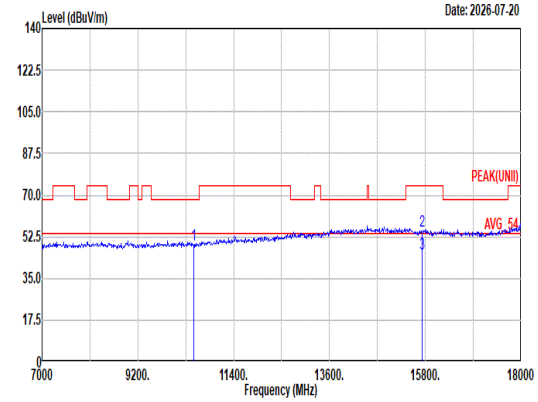 Site : 03CH22-HY Condition: PEAK(UNII) 3m DRH18-E_LE2C04A18EN_260520 VERTICAL Freq Level Limit Line Margin Read Level Ant Factor Cable Loss Preamp Factor Aux Factor APos TPos Remark MHz dBuV/m dBuV/m dB dBuV dB/m dB dB dB cm deg 1 10480.00 49.30 68.20 -18.90 33.00 37.54 16.93 39.46 1.29 -- -- Peak 2 15720.00 55.17 74.00 -18.83 35.50 41.74 20.88 44.89 1.94 -- -- Peak 3 15720.00 45.60 54.00 -8.40 25.93 41.74 20.88 44.89 1.94 -- -- Average

Mode	3	
	Harmonic	
	U-NII-1_5.15-5.25_802.11a_CH48_5240MHz	
ANT	8+9	
Pol.	Horizontal	Vertical
10.6G ~18G Avg	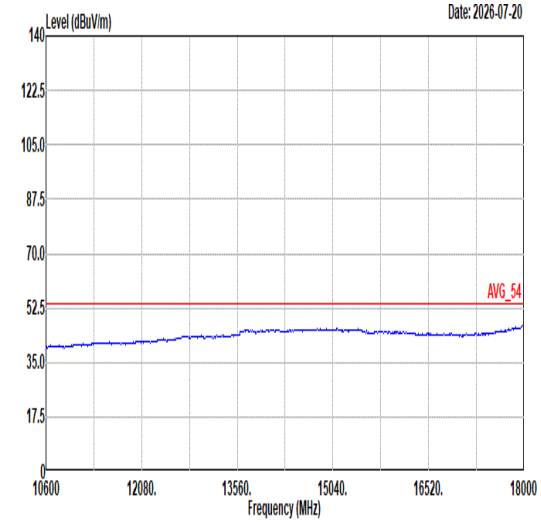 Site : 03CH22-HY Condition: AVG_54 3m DRH18-E_LE2C04A18EN_260520 HORIZONTAL	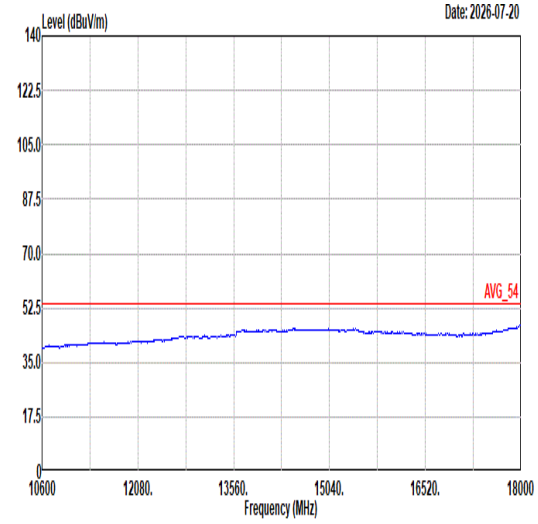 Site : 03CH22-HY Condition: AVG_54 3m DRH18-E_LE2C04A18EN_260520 VERTICAL

Mode	4	
	Band Edge	
	U-NII-1_5.15-5.25_802.11be EHT20_CH36_Full RU_5180MHz	
ANT	8+9	
Pol.	Horizontal	Fundamental
Peak	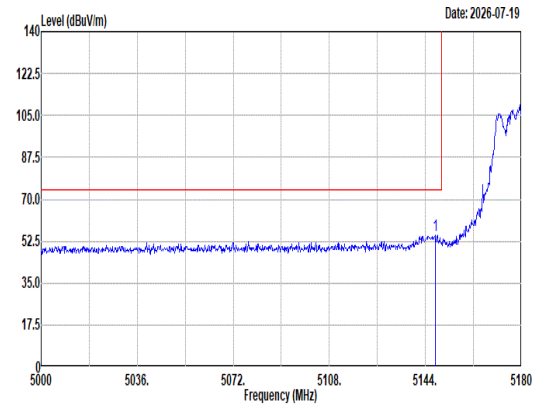 Site : 03CH22-HY Condition: PEAK_BE_74 3m DRH18-E_LE2C04A18EN_260520 HORIZONTAL : RBW:1000.000kHz VBW:3000.000kHz SWT:Auto Freq Level Limit Line Margin Read Level Ant Factor Cable Loss Preamp Factor Aux Factor APos TPos Remark MHz dBuV/m dBuV/m dB dBuV dB/m dB dB dB cm deg 1 5147.60 55.02 74.00 -18.98 43.15 32.70 11.98 33.80 0.99 199 360 Peak	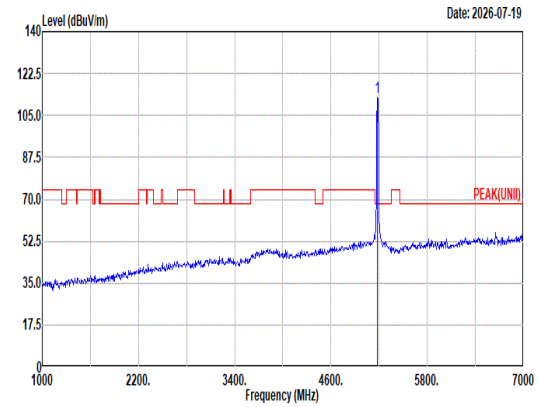 Site : 03CH22-HY Condition: PEAK(UNII) 3m DRH18-E_LE2C04A18EN_260520 HORIZONTAL : RBW:1000.000kHz VBW:3000.000kHz SWT:Auto Freq Level Limit Line Margin Read Level Ant Factor Cable Loss Preamp Factor Aux Factor APos TPos Remark MHz dBuV/m dBuV/m dB dBuV dB/m dB dB dB cm deg 1 5180.00 112.34 ------ ------ 100.45 32.76 12.04 33.86 0.95 199 360 Peak
Avg	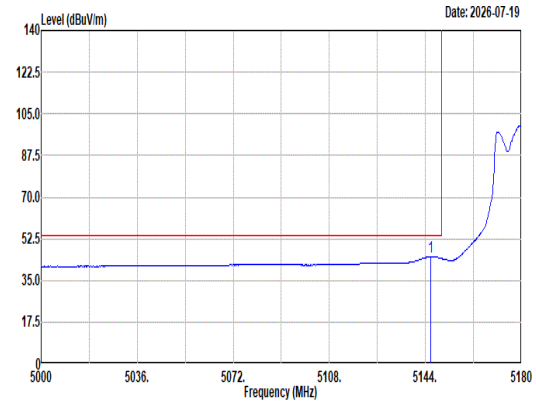 Site : 03CH22-HY Condition: AVG_BE_54 3m DRH18-E_LE2C04A18EN_260520 HORIZONTAL : RBW:1000.000kHz VBW:0.010kHz SWT:Auto Freq Level Limit Line Margin Read Level Ant Factor Cable Loss Preamp Factor Aux Factor APos TPos Remark MHz dBuV/m dBuV/m dB dBuV dB/m dB dB dB cm deg 1 5145.98 44.99 54.00 -9.01 33.12 32.70 11.98 33.80 0.99 199 360 Average	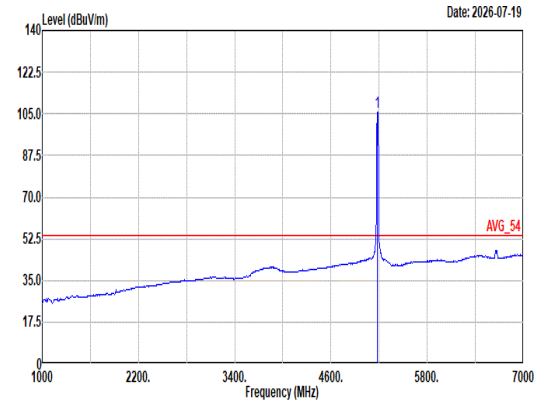 Site : 03CH22-HY Condition: AVG_54 3m DRH18-E_LE2C04A18EN_260520 HORIZONTAL : RBW:1000.000kHz VBW:0.010kHz SWT:Auto Freq Level Limit Line Margin Read Level Ant Factor Cable Loss Preamp Factor Aux Factor APos TPos Remark MHz dBuV/m dBuV/m dB dBuV dB/m dB dB dB cm deg 1 5180.00 105.85 ------ ------ 93.96 32.76 12.04 33.86 0.95 199 360 Average

Mode	4	
	Band Edge	
	U-NII-1_5.15-5.25_802.11be EHT20_CH36_Full RU_5180MHz	
ANT	8+9	
Pol.	Vertical	Fundamental
Peak	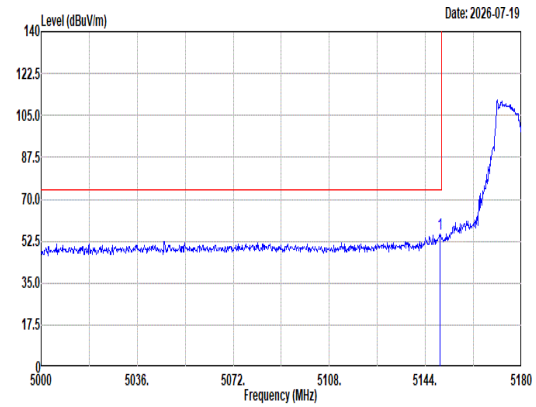 Site : 03CH22-HY Condition: PEAK_BE_74 3m DRH18-E_LE2C04A18EN_260520 VERTICAL : RBW:1000.000kHz VBW:3000.000kHz SWT:Auto Freq Level Limit Line Margin Read Level Ant Factor Cable Loss Preamp Factor Aux Factor APos TPos Remark MHz dBuV/m dBuV/m dB dBuV dB/m dB dB dB cm deg 1 5149.58 55.62 74.00 -18.38 43.74 32.70 11.99 33.80 0.99 100 100 Peak	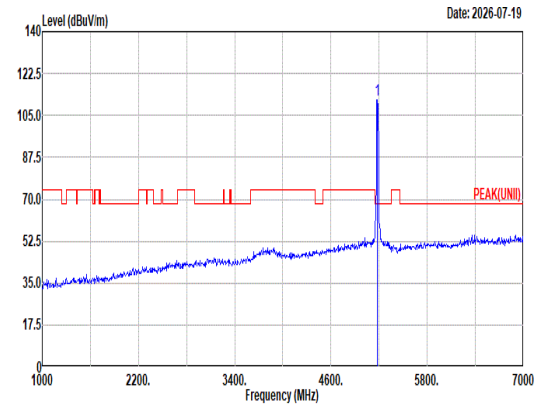 Site : 03CH22-HY Condition: PEAK(UNII) 3m DRH18-E_LE2C04A18EN_260520 VERTICAL : RBW:1000.000kHz VBW:3000.000kHz SWT:Auto Freq Level Limit Line Margin Read Level Ant Factor Cable Loss Preamp Factor Aux Factor APos TPos Remark MHz dBuV/m dBuV/m dB dBuV dB/m dB dB dB cm deg 1 5180.00 111.69 ------ ------ 99.80 32.75 12.03 33.85 0.96 100 100 Peak
Avg	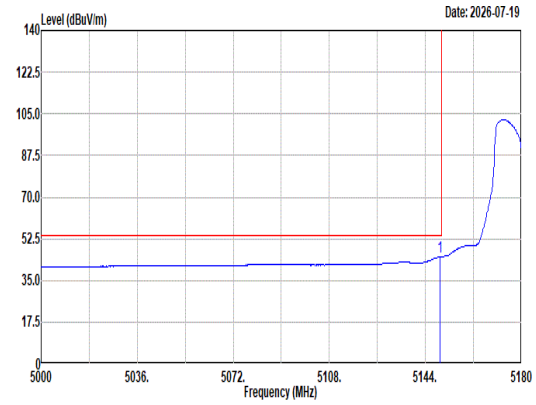 Site : 03CH22-HY Condition: AVG_BE_54 3m DRH18-E_LE2C04A18EN_260520 VERTICAL : RBW:1000.000kHz VBW:0.010kHz SWT:Auto Freq Level Limit Line Margin Read Level Ant Factor Cable Loss Preamp Factor Aux Factor APos TPos Remark MHz dBuV/m dBuV/m dB dBuV dB/m dB dB dB cm deg 1 5149.58 45.03 54.00 -8.97 33.15 32.70 11.99 33.80 0.99 100 100 Average	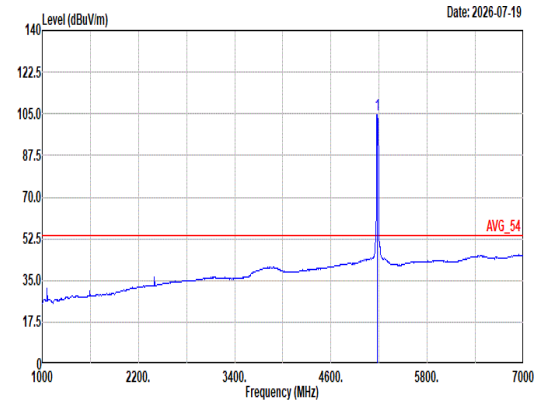 Site : 03CH22-HY Condition: AVG_54 3m DRH18-E_LE2C04A18EN_260520 VERTICAL : RBW:1000.000kHz VBW:0.010kHz SWT:Auto Freq Level Limit Line Margin Read Level Ant Factor Cable Loss Preamp Factor Aux Factor APos TPos Remark MHz dBuV/m dBuV/m dB dBuV dB/m dB dB dB cm deg 1 5180.00 104.41 ------ ------ 92.52 32.75 12.03 33.85 0.96 100 100 Average

Mode	4	
	Harmonic	
	U-NII-1_5.15-5.25_802.11be EHT20_CH36_Full RU_5180MHz	
ANT	8+9	
Pol.	Horizontal	Vertical
Peak Avg	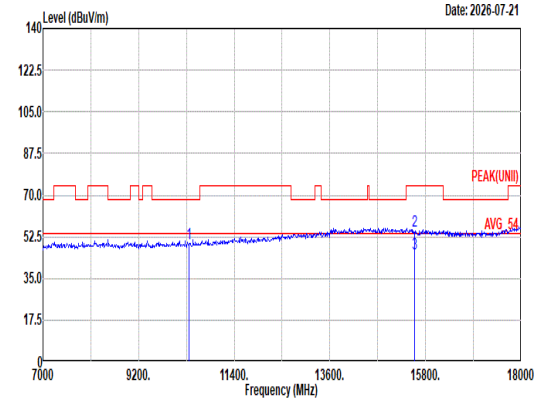 Site : 03CH22-HY Condition: PEAK(UNII) 3m DRH18-E_LE2C04A18EN_260520 HORIZONTAL Freq Level Limit Line Margin Read Level Ant Factor Cable Loss Preamp Factor Aux Factor APos TPos Remark MHz dBuV/m dBuV/m dB dBuV dB/m dB dB dB cm deg 1 10360.00 49.68 68.20 -18.52 33.34 37.50 16.82 39.26 1.28 -- -- Peak 2 15540.00 55.16 74.00 -18.84 35.39 41.74 20.74 44.60 1.89 -- -- Peak 3 15540.00 45.22 54.00 -8.78 25.45 41.74 20.74 44.60 1.89 -- -- Average	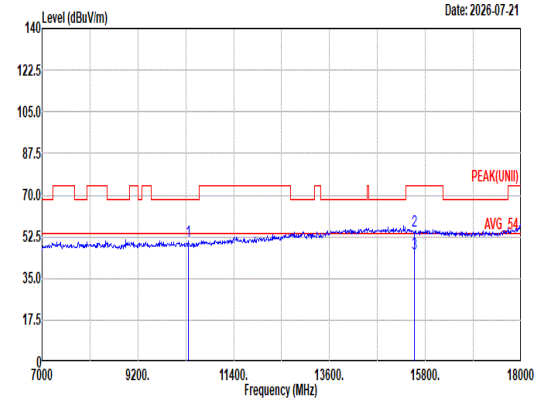 Site : 03CH22-HY Condition: PEAK(UNII) 3m DRH18-E_LE2C04A18EN_260520 VERTICAL Freq Level Limit Line Margin Read Level Ant Factor Cable Loss Preamp Factor Aux Factor APos TPos Remark MHz dBuV/m dBuV/m dB dBuV dB/m dB dB dB cm deg 1 10360.00 50.78 68.20 -17.42 34.44 37.50 16.82 39.26 1.28 -- -- Peak 2 15540.00 54.77 74.00 -19.23 35.00 41.74 20.74 44.60 1.89 -- -- Peak 3 15540.00 45.35 54.00 -8.65 25.58 41.74 20.74 44.60 1.89 -- -- Average

Mode	4	
	Harmonic	
	U-NII-1_5.15-5.25_802.11be EHT20_CH36_Full RU_5180MHz	
ANT	8+9	
Pol.	Horizontal	Vertical
10.6G ~18G Avg	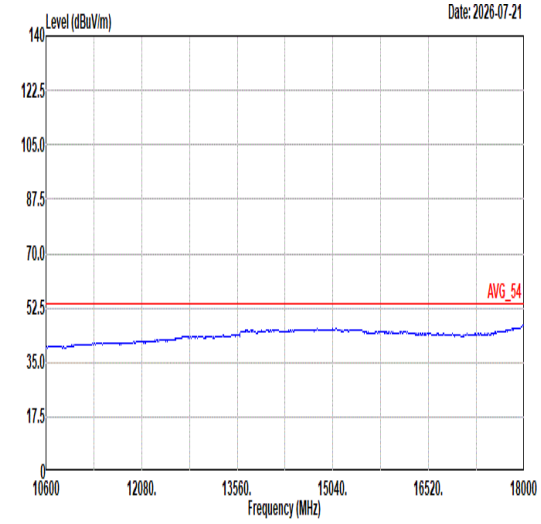 Site : 03CH22-HY Condition: AVG_54 3m DRH18-E_LE2C04A18EN_260520 HORIZONTAL	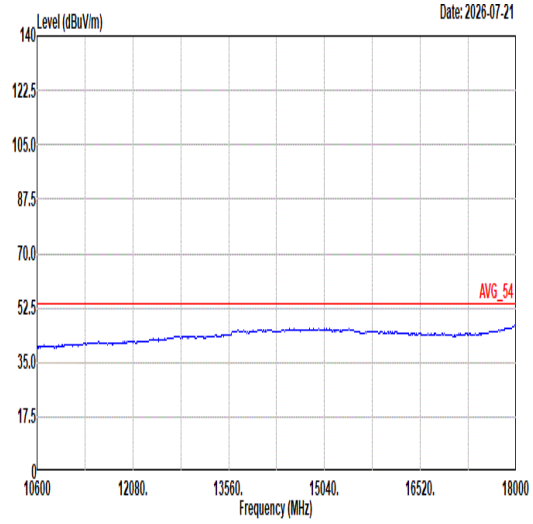 Site : 03CH22-HY Condition: AVG_54 3m DRH18-E_LE2C04A18EN_260520 VERTICAL

Mode	5	
	Harmonic	
	U-NII-1_5.15-5.25_802.11be EHT20_CH44_Full RU_5220MHz	
ANT	8+9	
Pol.	Horizontal	Vertical
Peak Avg	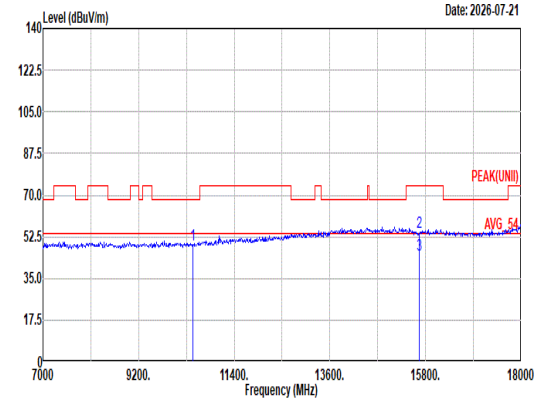 Site : 03CH22-HY Condition: PEAK(UNII) 3m DRH18-E_LE2C04A18EN_260520 HORIZONTAL Freq Level Limit Line Margin Read Level Ant Factor Cable Loss Preamp Factor Aux Factor APos TPos Remark MHz dBuV/m dBuV/m dB dBuV dB/m dB dB dB cm deg 1 10440.00 49.21 68.20 -18.99 32.84 37.58 16.89 39.39 1.29 -- -- Peak 2 15660.00 54.55 74.00 -19.45 34.82 41.78 20.83 44.80 1.92 -- -- Peak 3 15660.00 45.16 54.00 -8.84 25.43 41.78 20.83 44.80 1.92 -- -- Average	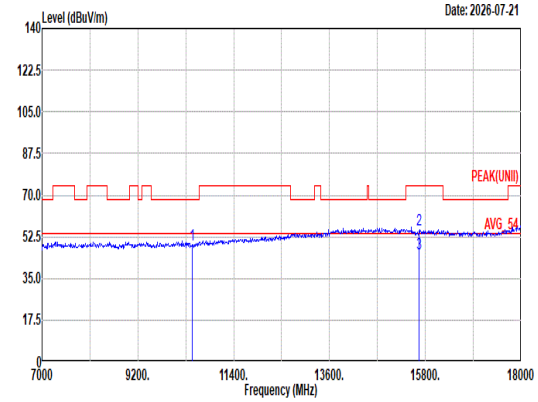 Site : 03CH22-HY Condition: PEAK(UNII) 3m DRH18-E_LE2C04A18EN_260520 VERTICAL Freq Level Limit Line Margin Read Level Ant Factor Cable Loss Preamp Factor Aux Factor APos TPos Remark MHz dBuV/m dBuV/m dB dBuV dB/m dB dB dB cm deg 1 10440.00 49.32 68.20 -18.88 32.95 37.58 16.89 39.39 1.29 -- -- Peak 2 15660.00 55.23 74.00 -18.77 35.50 41.78 20.83 44.80 1.92 -- -- Peak 3 15660.00 45.18 54.00 -8.82 25.45 41.78 20.83 44.80 1.92 -- -- Average

Mode	5	
	Harmonic	
	U-NII-1_5.15-5.25_802.11be EHT20_CH44_Full RU_5220MHz	
ANT	8+9	
Pol.	Horizontal	Vertical
10.6G ~18G Avg	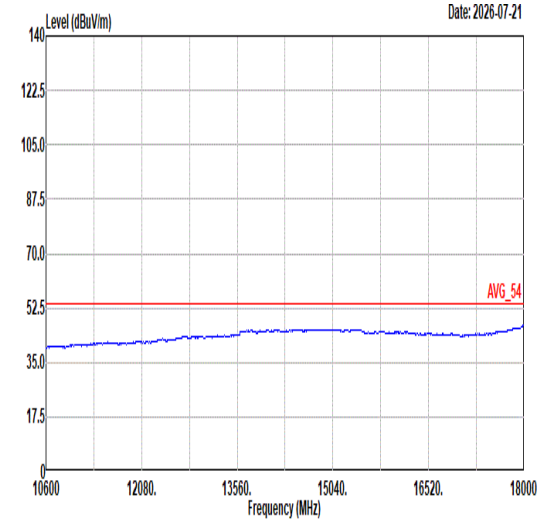	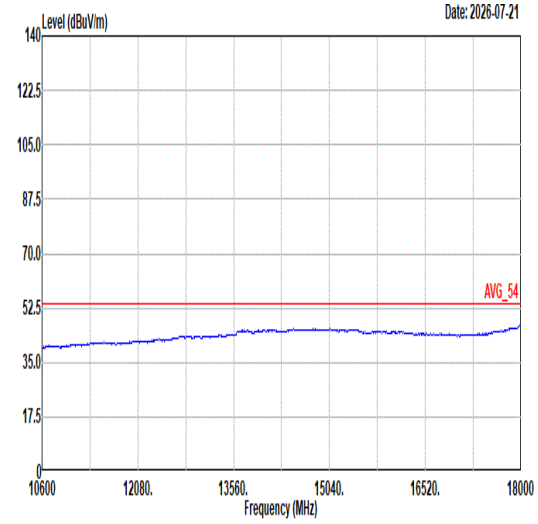

Mode	6	
	Band Edge - L	
	U-NII-1_5.15-5.25_802.11be EHT20_CH48_Full RU_5240MHz	
ANT	8+9	
Pol.	Horizontal	Fundamental
Peak	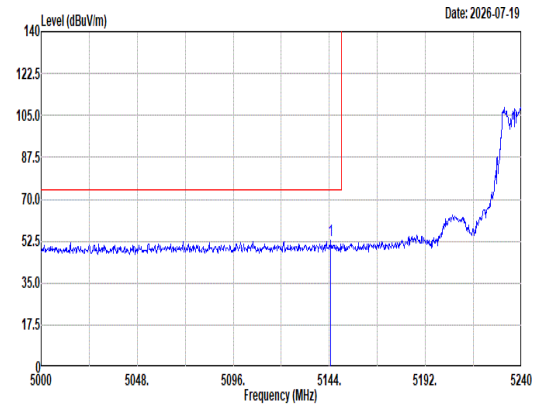 Site : 03CH22-HY Condition: PEAK_BE_74 3m DRH18-E_LE2C04A18EN_260520 HORIZONTAL : RBW:1000.000kHz VBW:3000.000kHz SWT:Auto 1 5144.72 52.79 74.00 -21.21 40.91 32.70 11.98 33.79 0.99 100 2 Peak	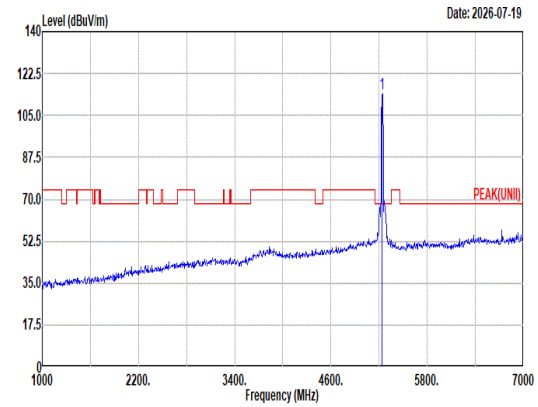 Site : 03CH22-HY Condition: PEAK(UNII) 3m DRH18-E_LE2C04A18EN_260520 HORIZONTAL : RBW:1000.000kHz VBW:3000.000kHz SWT:Auto 1 5240.00 114.32 ------ ------ 102.65 32.61 12.12 33.98 0.92 100 2 Peak
Avg	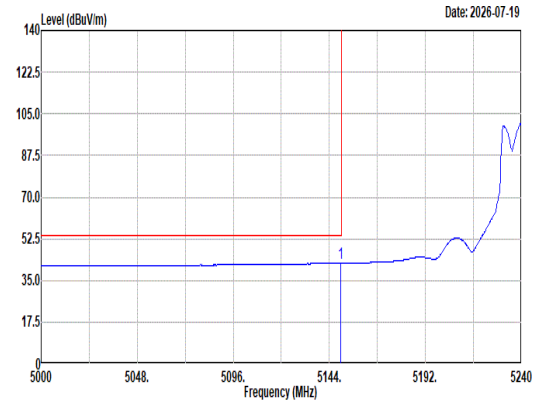 Site : 03CH22-HY Condition: AVG_BE_54 3m DRH18-E_LE2C04A18EN_260520 HORIZONTAL : RBW:1000.000kHz VBW:0.010kHz SWT:Auto 1 5149.76 42.49 54.00 -11.51 30.61 32.70 11.99 33.80 0.99 100 2 Average	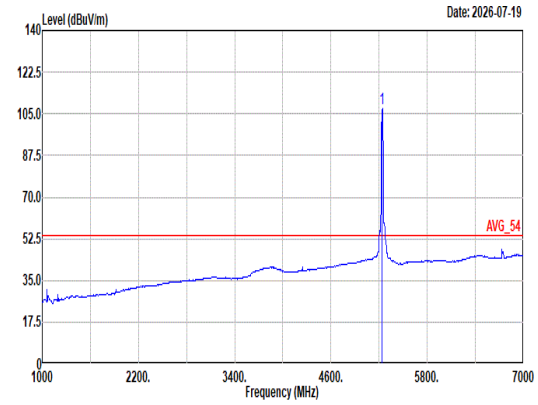 Site : 03CH22-HY Condition: AVG_54 3m DRH18-E_LE2C04A18EN_260520 HORIZONTAL : RBW:1000.000kHz VBW:0.010kHz SWT:Auto 1 5240.00 107.48 ------ ------ 95.79 32.63 12.11 33.97 0.92 100 2 Average

Mode	6	
	Band Edge - R	
	U-NII-1_5.15-5.25_802.11be EHT20_CH48_Full RU_5240MHz	
ANT	8+9	
Pol.	Horizontal	Fundamental
Peak	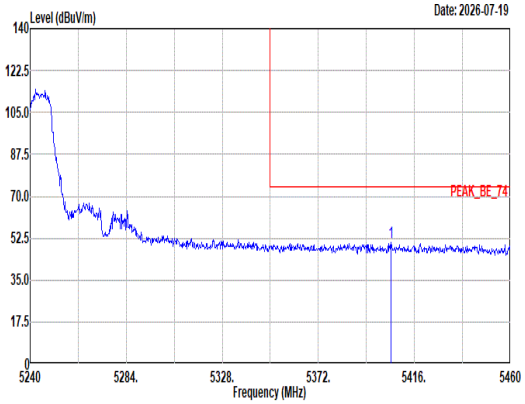 Site : 03CH22-HY Condition: PEAK_BE_74 3m DRH18-E_LE2C04A18EN_260520 HORIZONTAL : RBW:1000.000kHz VBW:3000.000kHz SWT:Auto Freq Level Limit Line Margin Read Level Ant Factor Cable Loss Preamp Factor Aux Factor APos TPos Remark MHz dBuV/m dBuV/m dB dBuV dB/m dB dB dB cm deg 1 5405.22 50.53 74.00 -23.47 38.91 32.70 12.28 34.25 0.89 100 2 Peak	Blank
Avg	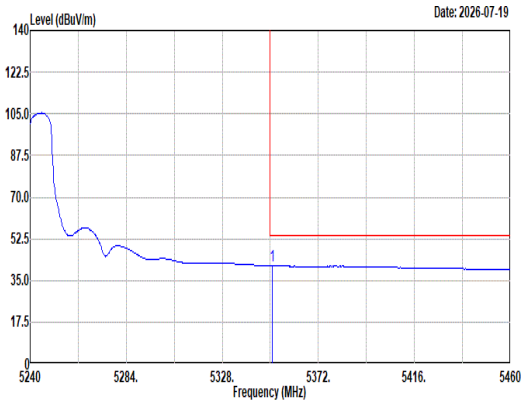 Site : 03CH22-HY Condition: AVG_BE_54 3m DRH18-E_LE2C04A18EN_260520 HORIZONTAL : RBW:1000.000kHz VBW:0.010kHz SWT:Auto Freq Level Limit Line Margin Read Level Ant Factor Cable Loss Preamp Factor Aux Factor APos TPos Remark MHz dBuV/m dBuV/m dB dBuV dB/m dB dB dB cm deg 1 5350.88 41.19 54.00 -12.81 29.81 32.41 12.23 34.16 0.90 100 2 Average	Blank

Mode	6	
	Band Edge - L	
	U-NII-1_5.15-5.25_802.11be EHT20_CH48_Full RU_5240MHz	
ANT	8+9	
Pol.	Vertical	Fundamental
Peak	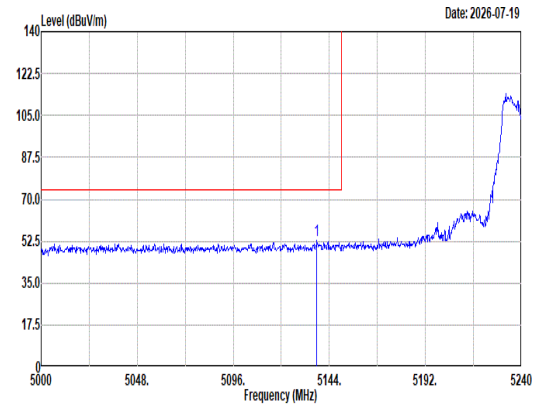 Site : 03CH22-HY Condition: PEAK_BE_74 3m DRH18-E_LE2C04A18EN_260520 VERTICAL : RBW:1000.000kHz VBW:3000.000kHz SWT:Auto 1 5137.76 52.60 74.00 -21.40 40.71 32.70 11.97 33.78 1.00 100 100 Peak	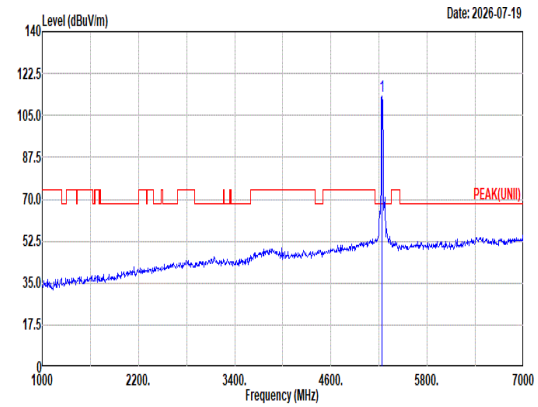 Site : 03CH22-HY Condition: PEAK(UNII) 3m DRH18-E_LE2C04A18EN_260520 VERTICAL : RBW:1000.000kHz VBW:3000.000kHz SWT:Auto 1 5240.00 113.22 ------ ------ 101.49 32.66 12.11 33.96 0.92 100 100 Peak
Avg	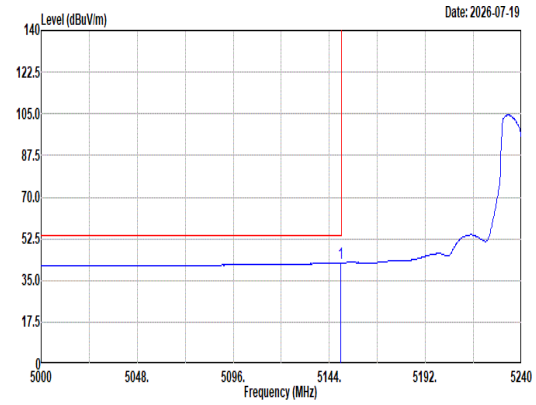 Site : 03CH22-HY Condition: AVG_BE_54 3m DRH18-E_LE2C04A18EN_260520 VERTICAL : RBW:1000.000kHz VBW:0.010kHz SWT:Auto 1 5149.76 42.44 54.00 -11.56 30.56 32.70 11.99 33.80 0.99 100 100 Average	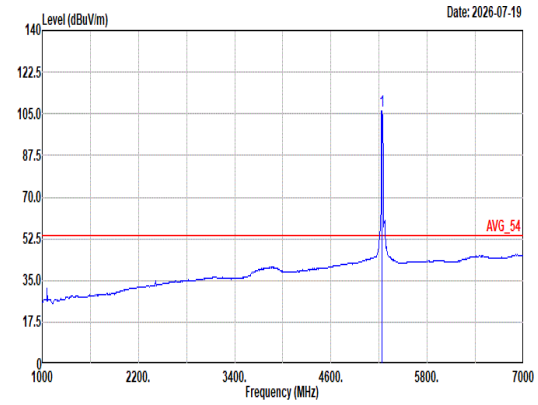 Site : 03CH22-HY Condition: AVG_54 3m DRH18-E_LE2C04A18EN_260520 VERTICAL : RBW:1000.000kHz VBW:0.010kHz SWT:Auto 1 5240.00 106.41 ------ ------ 94.68 32.66 12.11 33.96 0.92 100 100 Average

Mode	6	
	Band Edge - R	
	U-NII-1_5.15-5.25_802.11be EHT20_CH48_Full RU_5240MHz	
ANT	8+9	
Pol.	Vertical	Fundamental
Peak	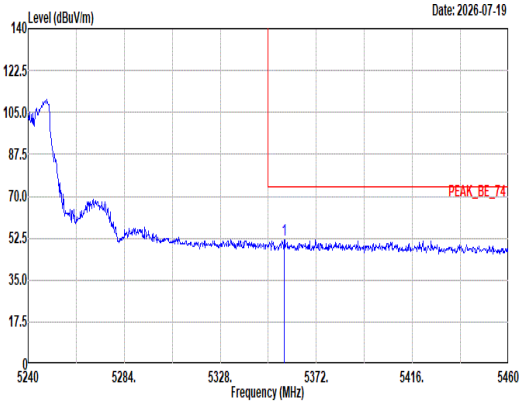 Site : 03CH22-HY Condition: PEAK_BE_74 3m DRH18-E_LE2C04A18EN_260520 VERTICAL : RBW:1000.000kHz VBW:3000.000kHz SWT:Auto Limit Read Ant Cable Preamp Aux APos TPos Freq Level Line Margin Level Factor Loss Factor Factor Remark MHz dBuV/m dBuV/m dB dBuV dB/m dB dB dB cm deg 1 5357.26 51.95 74.00 -22.05 40.54 32.44 12.24 34.17 0.90 100 100 Peak	Blank
Avg	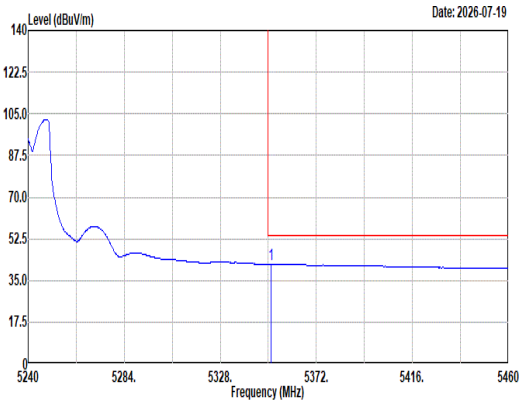 Site : 03CH22-HY Condition: AVG_BE_54 3m DRH18-E_LE2C04A18EN_260520 VERTICAL : RBW:1000.000kHz VBW:0.010kHz SWT:Auto Limit Read Ant Cable Preamp Aux APos TPos Freq Level Line Margin Level Factor Loss Factor Factor Remark MHz dBuV/m dBuV/m dB dBuV dB/m dB dB dB cm deg 1 5351.32 41.80 54.00 -12.20 30.42 32.41 12.23 34.16 0.90 100 100 Average	Blank

Mode	6	
	Harmonic	
	U-NII-1_5.15-5.25_802.11be EHT20_CH48_Full RU_5240MHz	
ANT	8+9	
Pol.	Horizontal	Vertical
Peak Avg	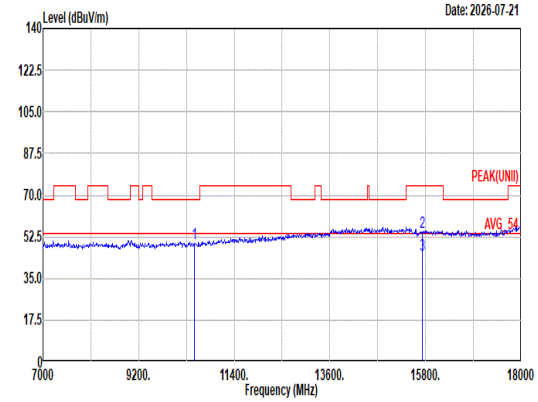 Site : 03CH22-HY Condition: PEAK(UNII) 3m DRH18-E_LE2C04A18EN_260520 HORIZONTAL Freq Level Limit Line Margin Read Level Ant Factor Cable Loss Preamp Factor Aux Factor APos TPos Remark MHz dBuV/m dBuV/m dB dBuV dB/m dB dB dB cm deg 1 10480.00 49.60 68.20 -18.60 33.30 37.54 16.93 39.46 1.29 -- -- Peak 2 15720.00 54.61 74.00 -19.39 34.94 41.74 20.88 44.89 1.94 -- -- Peak 3 15720.00 45.14 54.00 -8.86 25.47 41.74 20.88 44.89 1.94 -- -- Average	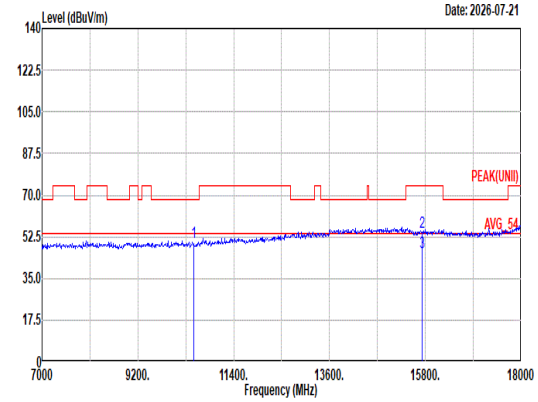 Site : 03CH22-HY Condition: PEAK(UNII) 3m DRH18-E_LE2C04A18EN_260520 VERTICAL Freq Level Limit Line Margin Read Level Ant Factor Cable Loss Preamp Factor Aux Factor APos TPos Remark MHz dBuV/m dBuV/m dB dBuV dB/m dB dB dB cm deg 1 10480.00 49.95 68.20 -18.25 33.65 37.54 16.93 39.46 1.29 -- -- Peak 2 15720.00 54.55 74.00 -19.45 34.88 41.74 20.88 44.89 1.94 -- -- Peak 3 15720.00 45.76 54.00 -8.24 26.09 41.74 20.88 44.89 1.94 -- -- Average

Mode	6	
	Harmonic	
	U-NII-1_5.15-5.25_802.11be EHT20_CH48_Full RU_5240MHz	
ANT	8+9	
Pol.	Horizontal	Vertical
10.6G ~18G Avg	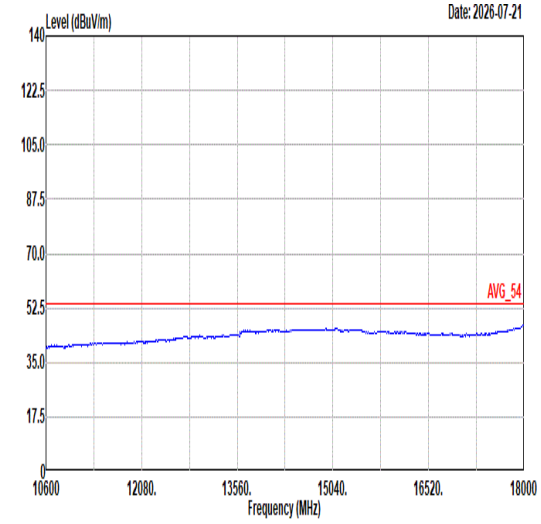 Site : 03CH22-HY Condition: AVG_54 3m DRH18-E_LE2C04A18EN_260520 HORIZONTAL	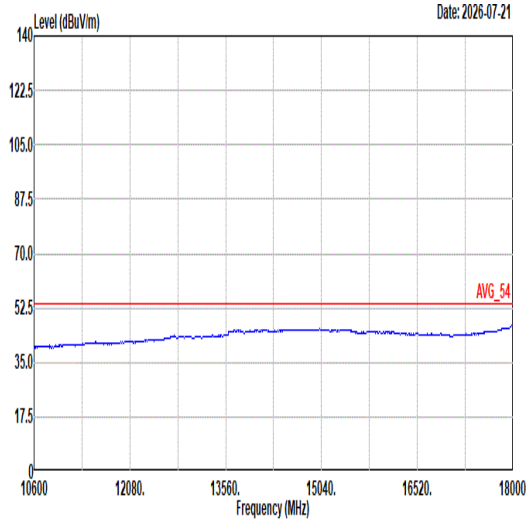 Site : 03CH22-HY Condition: AVG_54 3m DRH18-E_LE2C04A18EN_260520 VERTICAL

Mode	7	
	Band Edge - L	
	U-NII-1_5.15-5.25_802.11be EHT40_CH38_Full RU_5190MHz	
ANT	8+9	
Pol.	Horizontal	Fundamental
Peak	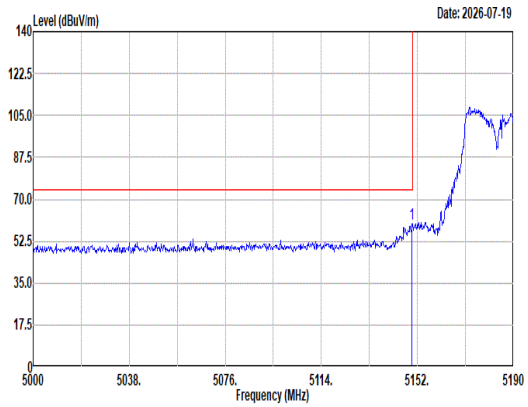 Site : 03CH22-HY Condition: PEAK_BE_74 3m DRH18-E_LE2C04A18EN_260520 HORIZONTAL : RBW:1000.000kHz VBW:3000.000kHz SWT:Auto Freq Level Limit Line Margin Read Level Ant Factor Cable Loss Preamp Factor Aux Factor APos TPos Remark MHz dBuV/m dBuV/m dB dBuV dB/m dB dB dB cm deg 1 5149.91 59.88 74.00 -14.12 48.00 32.70 11.99 33.80 0.99 184 0 Peak	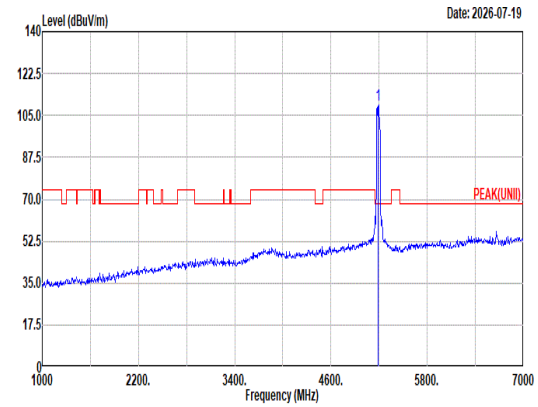 Site : 03CH22-HY Condition: PEAK(UNII) 3m DRH18-E_LE2C04A18EN_260520 HORIZONTAL : RBW:1000.000kHz VBW:3000.000kHz SWT:Auto Freq Level Limit Line Margin Read Level Ant Factor Cable Loss Preamp Factor Aux Factor APos TPos Remark MHz dBuV/m dBuV/m dB dBuV dB/m dB dB dB cm deg 1 5190.00 109.29 ------ ------ 97.38 32.79 12.06 33.88 0.94 184 0 Peak
Avg	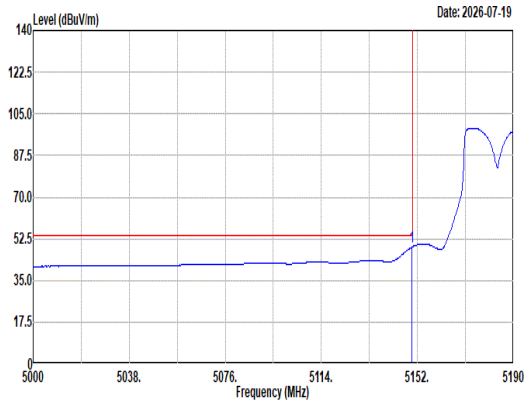 Site : 03CH22-HY Condition: AVG_BE_54 3m DRH18-E_LE2C04A18EN_260520 HORIZONTAL : RBW:1000.000kHz VBW:0.010kHz SWT:Auto Freq Level Limit Line Margin Read Level Ant Factor Cable Loss Preamp Factor Aux Factor APos TPos Remark MHz dBuV/m dBuV/m dB dBuV dB/m dB dB dB cm deg 1 5149.91 49.08 54.00 -4.92 37.20 32.70 11.99 33.80 0.99 184 0 Average	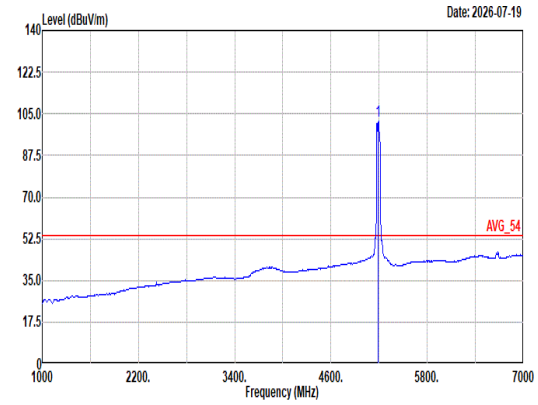 Site : 03CH22-HY Condition: AVG_54 3m DRH18-E_LE2C04A18EN_260520 HORIZONTAL : RBW:1000.000kHz VBW:0.010kHz SWT:Auto Freq Level Limit Line Margin Read Level Ant Factor Cable Loss Preamp Factor Aux Factor APos TPos Remark MHz dBuV/m dBuV/m dB dBuV dB/m dB dB dB cm deg 1 5190.00 102.00 ------ ------ 90.09 32.79 12.06 33.88 0.94 184 0 Average

Mode	7	
	Band Edge - R	
	U-NII-1_5.15-5.25_802.11be EHT40_CH38_Full RU_5190MHz	
ANT	8+9	
Pol.	Horizontal	Fundamental
Peak	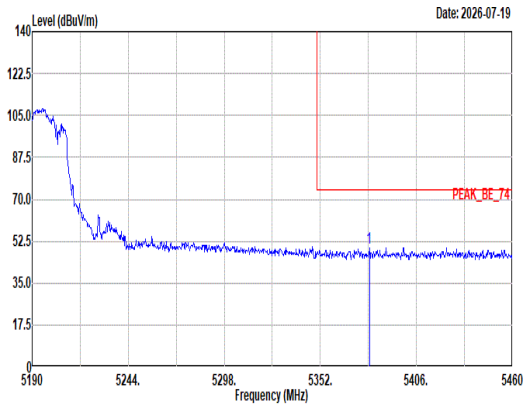 Site : 03CH22-HY Condition: PEAK_BE_74 3m DRH18-E_LE2C04A18EN_260520 HORIZONTAL : RBW:1000.000kHz VBW:3000.000kHz SWT:Auto Limit Read Ant Cable Preamp Aux APos TPos Freq Level Line Margin Level Factor Loss Factor Factor Remark MHz dBuV/m dBuV/m dB dBuV dB/m dB dB dB cm deg 1 5379.54 49.91 74.00 -24.09 38.39 32.58 12.26 34.21 0.89 184 0 Peak	Blank
Avg	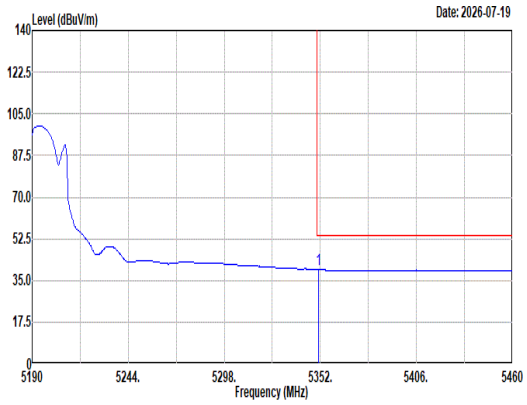 Site : 03CH22-HY Condition: AVG_BE_54 3m DRH18-E_LE2C04A18EN_260520 HORIZONTAL : RBW:1000.000kHz VBW:0.010kHz SWT:Auto Limit Read Ant Cable Preamp Aux APos TPos Freq Level Line Margin Level Factor Loss Factor Factor Remark MHz dBuV/m dBuV/m dB dBuV dB/m dB dB dB cm deg 1 5350.92 39.48 54.00 -14.52 28.10 32.41 12.23 34.16 0.90 184 0 Average	Blank

Mode	7	
	Band Edge - L	
	U-NII-1_5.15-5.25_802.11be EHT40_CH38_Full RU_5190MHz	
ANT	8+9	
Pol.	Vertical	Fundamental
Peak	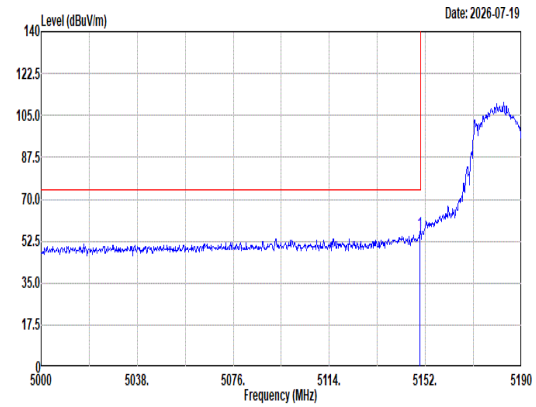 Site : 03CH22-HY Condition: PEAK_BE_74 3m DRH18-E_LE2C04A18EN_260520 VERTICAL : RBW:1000.000kHz VBW:3000.000kHz SWT:Auto 1 5149.91 56.23 74.00 -17.77 44.35 32.70 11.99 33.80 0.99 103 99 Peak	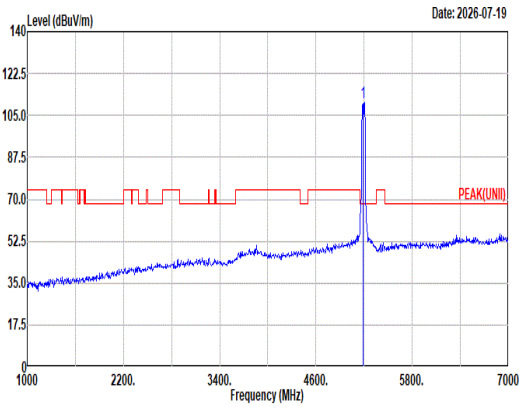 Site : 03CH22-HY Condition: PEAK(UNII) 3m DRH18-E_LE2C04A18EN_260520 VERTICAL : RBW:1000.000kHz VBW:3000.000kHz SWT:Auto 1 5190.00 110.19 ------ ------ 98.30 32.78 12.08 33.90 0.93 103 99 Peak
Avg	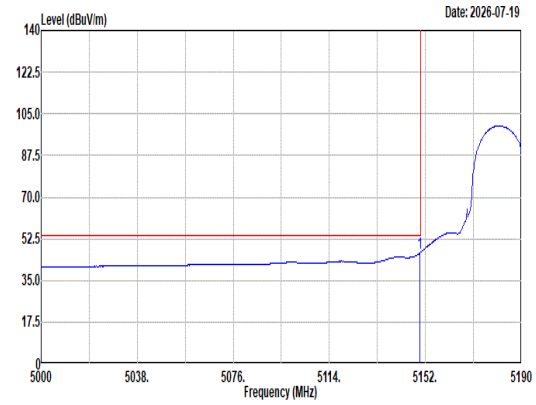 Site : 03CH22-HY Condition: AVG_BE_54 3m DRH18-E_LE2C04A18EN_260520 VERTICAL : RBW:1000.000kHz VBW:0.010kHz SWT:Auto 1 5149.91 46.69 54.00 -7.31 34.81 32.70 11.99 33.80 0.99 103 99 Average	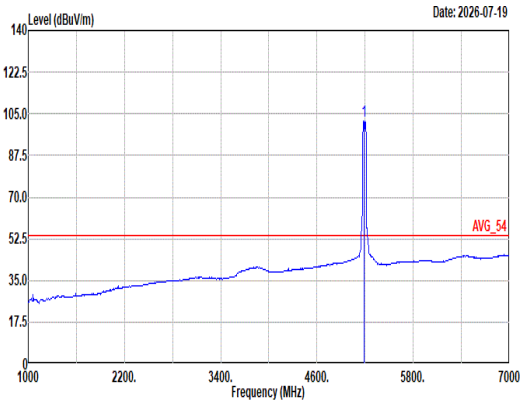 Site : 03CH22-HY Condition: AVG_54 3m DRH18-E_LE2C04A18EN_260520 VERTICAL : RBW:1000.000kHz VBW:0.010kHz SWT:Auto 1 5190.00 102.00 ------ ------ 90.11 32.76 12.04 33.86 0.95 103 99 Average

Mode	7	
	Band Edge - R	
	U-NII-1_5.15-5.25_802.11be EHT40_CH38_Full RU_5190MHz	
ANT	8+9	
Pol.	Vertical	Fundamental
Peak	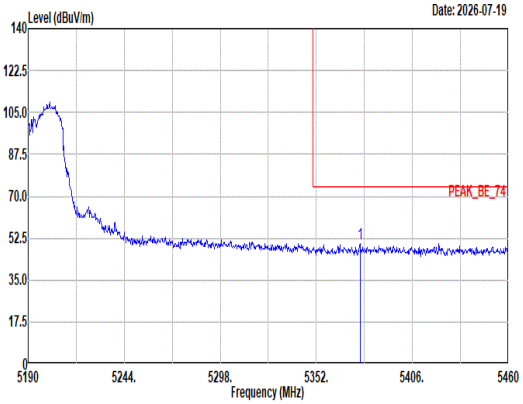 Site : 03CH22-HY Condition: PEAK_BE_74 3m DRH18-E_LE2C04A18EN_260520 VERTICAL : RBW:1000.000kHz VBW:3000.000kHz SWT:Auto Limit Read Ant Cable Preamp Aux APos TPos Freq Level Line Margin Level Factor Loss Factor Factor Remark MHz dBuV/m dBuV/m dB dBuV dB/m dB dB dB cm deg 1 5376.57 50.04 74.00 -23.96 38.53 32.56 12.26 34.20 0.89 103 99 Peak	Blank
Avg	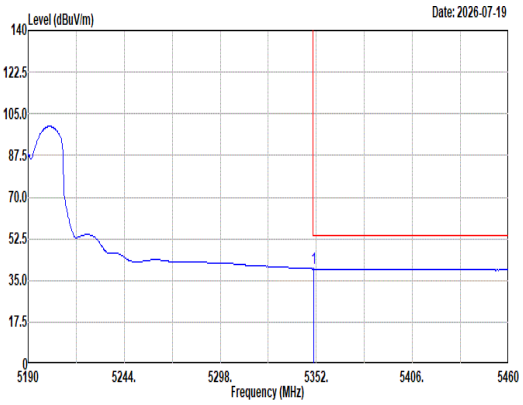 Site : 03CH22-HY Condition: AVG_BE_54 3m DRH18-E_LE2C04A18EN_260520 VERTICAL : RBW:1000.000kHz VBW:0.010kHz SWT:Auto Limit Read Ant Cable Preamp Aux APos TPos Freq Level Line Margin Level Factor Loss Factor Factor Remark MHz dBuV/m dBuV/m dB dBuV dB/m dB dB dB cm deg 1 5350.65 39.89 54.00 -14.11 28.52 32.40 12.23 34.16 0.90 103 99 Average	Blank

Mode	7	
	Harmonic	
	U-NII-1_5.15-5.25_802.11be EHT40_CH38_Full RU_5190MHz	
ANT	8+9	
Pol.	Horizontal	Vertical
Peak Avg	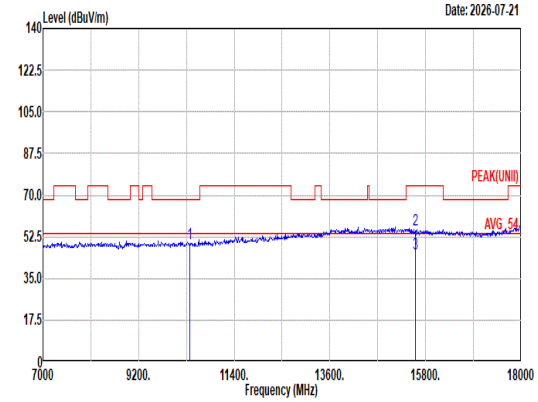 Site : 03CH22-HY Condition: PEAK(UNII) 3m DRH18-E_LE2C04A18EN_260520 HORIZONTAL Freq Level Limit Line Margin Read Level Ant Factor Cable Loss Preamp Factor Aux Factor APos TPos Remark MHz dBuV/m dBuV/m dB dBuV dB/m dB dB dB cm deg 1 10380.00 49.90 68.20 -18.30 33.58 37.50 16.84 39.30 1.28 -- -- Peak 2 15570.00 55.30 74.00 -18.70 35.63 41.66 20.76 44.65 1.90 -- -- Peak 3 15570.00 45.24 54.00 -8.76 25.57 41.66 20.76 44.65 1.90 -- -- Average	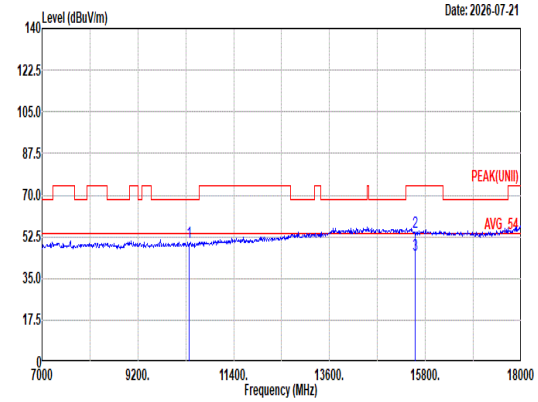 Site : 03CH22-HY Condition: PEAK(UNII) 3m DRH18-E_LE2C04A18EN_260520 VERTICAL Freq Level Limit Line Margin Read Level Ant Factor Cable Loss Preamp Factor Aux Factor APos TPos Remark MHz dBuV/m dBuV/m dB dBuV dB/m dB dB dB cm deg 1 10380.00 50.28 68.20 -17.92 33.96 37.50 16.84 39.30 1.28 -- -- Peak 2 15570.00 54.49 74.00 -19.51 34.82 41.66 20.76 44.65 1.90 -- -- Peak 3 15570.00 45.07 54.00 -8.93 25.40 41.66 20.76 44.65 1.90 -- -- Average

Mode	7	
	Harmonic	
	U-NII-1_5.15-5.25_802.11be EHT40_CH38_Full RU_5190MHz	
ANT	8+9	
Pol.	Horizontal	Vertical
10.6G ~18G Avg	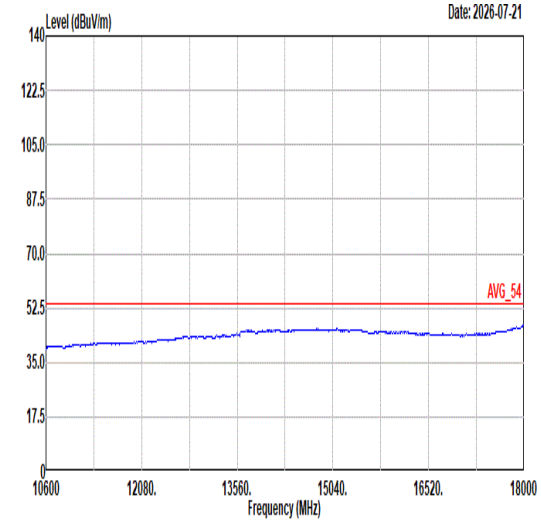 Site : 03CH22-HY Condition: AVG_54 3m DRH18-E_LE2C04A18EN_260520 HORIZONTAL	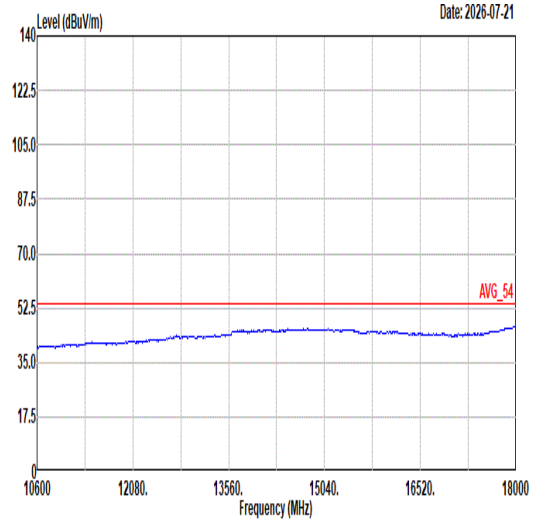 Site : 03CH22-HY Condition: AVG_54 3m DRH18-E_LE2C04A18EN_260520 VERTICAL

Mode	8	
	Band Edge - L	
	U-NII-1_5.15-5.25_802.11be EHT40_CH46_Full RU_5230MHz	
ANT	8+9	
Pol.	Horizontal	Fundamental
Peak	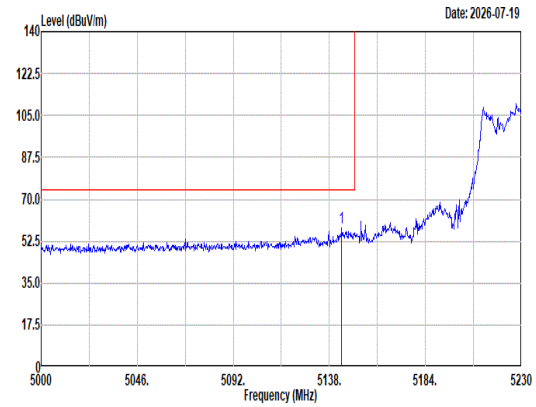 Site : 03CH22-HY Condition: PEAK_BE_74 3m DRH18-E_LE2C04A18EN_260520 HORIZONTAL : RBW:1000.000kHz VBW:3000.000kHz SWT:Auto 1 5143.98 58.29 74.00 -15.71 46.41 32.70 11.98 33.79 0.99 295 339 Peak	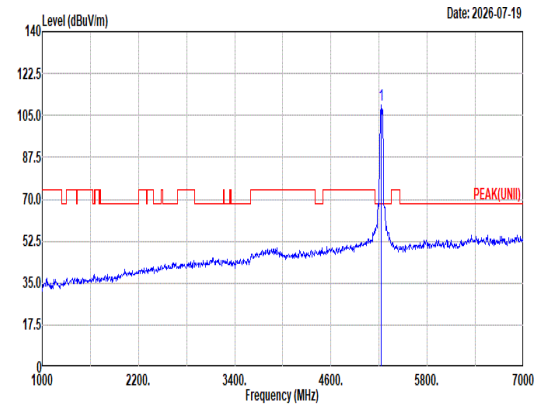 Site : 03CH22-HY Condition: PEAK(UNII) 3m DRH18-E_LE2C04A18EN_260520 HORIZONTAL : RBW:1000.000kHz VBW:3000.000kHz SWT:Auto 1 5230.00 109.43 ------ ------ 97.67 32.68 12.10 33.94 0.92 295 339 Peak
Avg	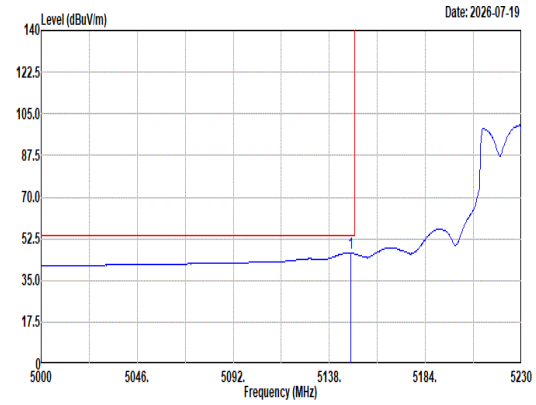 Site : 03CH22-HY Condition: AVG_BE_54 3m DRH18-E_LE2C04A18EN_260520 HORIZONTAL : RBW:1000.000kHz VBW:0.010kHz SWT:Auto 1 5148.35 46.60 54.00 -7.40 34.73 32.70 11.98 33.80 0.99 295 339 Average	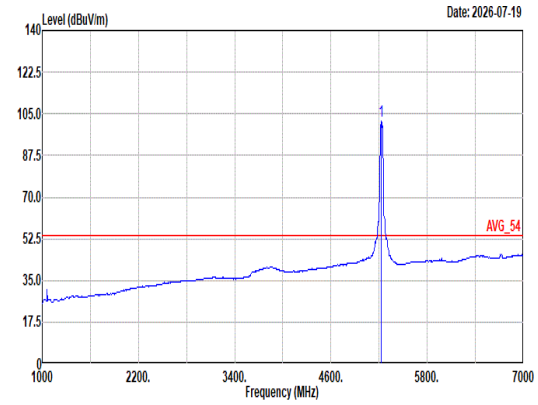 Site : 03CH22-HY Condition: AVG_54 3m DRH18-E_LE2C04A18EN_260520 HORIZONTAL : RBW:1000.000kHz VBW:0.010kHz SWT:Auto 1 5230.00 102.08 ------ ------ 90.32 32.68 12.10 33.94 0.92 295 339 Average

Mode	8	
	Band Edge - R	
	U-NII-1_5.15-5.25_802.11be EHT40_CH46_Full RU_5230MHz	
ANT	8+9	
Pol.	Horizontal	Fundamental
Peak	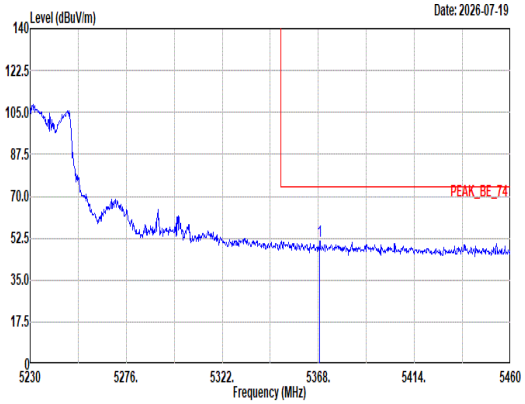 Site : 03CH22-HY Condition: PEAK_BE_74 3m DRH18-E_LE2C04A18EN_260520 HORIZONTAL : RBW:1000.000kHz VBW:3000.000kHz SWT:Auto Freq Level Limit Line Margin Read Level Ant Factor Cable Loss Preamp Factor Aux Factor APos TPos Remark MHz dBuV/m dBuV/m dB dBuV dB/m dB dB dB cm deg 1 5368.69 51.41 74.00 -22.59 39.94 32.51 12.25 34.19 0.90 295 339 Peak	Blank
Avg	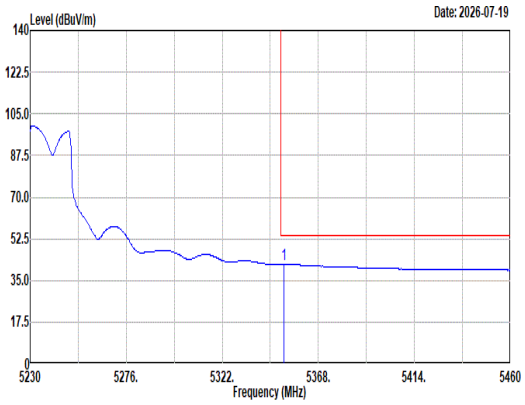 Site : 03CH22-HY Condition: AVG_BE_54 3m DRH18-E_LE2C04A18EN_260520 HORIZONTAL : RBW:1000.000kHz VBW:0.010kHz SWT:Auto Freq Level Limit Line Margin Read Level Ant Factor Cable Loss Preamp Factor Aux Factor APos TPos Remark MHz dBuV/m dBuV/m dB dBuV dB/m dB dB dB cm deg 1 5351.67 41.92 54.00 -12.08 30.54 32.41 12.23 34.16 0.90 295 339 Average	Blank

Mode	8	
	Band Edge - L	
	U-NII-1_5.15-5.25_802.11be EHT40_CH46_Full RU_5230MHz	
ANT	8+9	
Pol.	Vertical	Fundamental
Peak	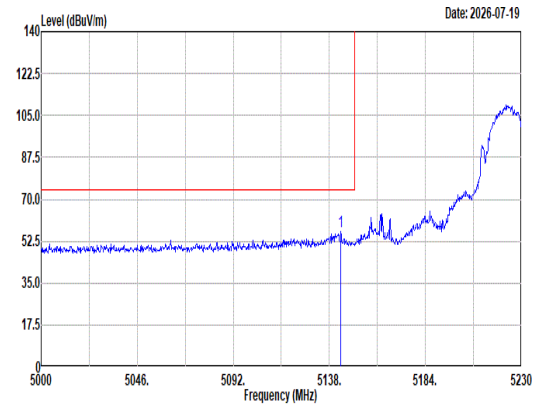 Site : 03CH22-HY Condition: PEAK_BE_74 3m DRH18-E_LE2C04A18EN_260520 VERTICAL : RBW:1000.000kHz VBW:3000.000kHz SWT:Auto 1 5143.52 56.60 74.00 -17.40 44.72 32.70 11.98 33.79 0.99 100 92 Peak	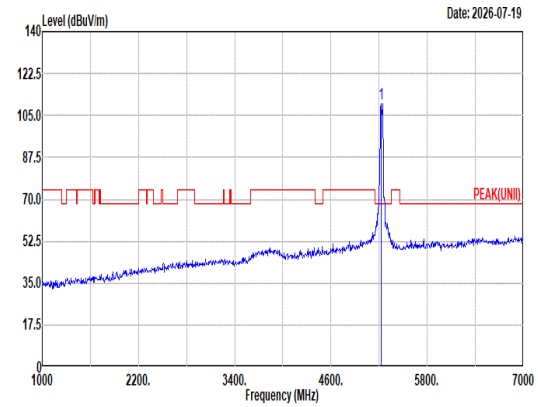 Site : 03CH22-HY Condition: PEAK(UNII) 3m DRH18-E_LE2C04A18EN_260520 VERTICAL : RBW:1000.000kHz VBW:3000.000kHz SWT:Auto 1 5230.00 109.95 ------ ------ 98.15 32.70 12.10 33.93 0.93 100 92 Peak
Avg	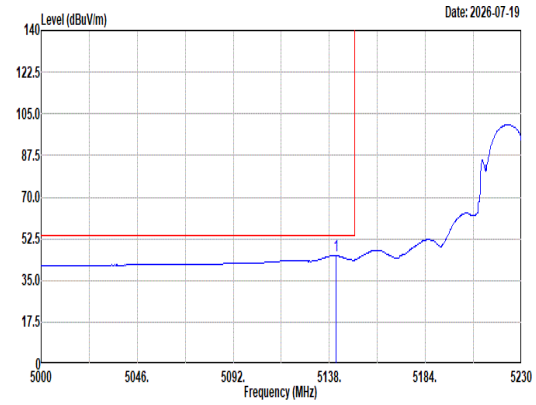 Site : 03CH22-HY Condition: AVG_BE_54 3m DRH18-E_LE2C04A18EN_260520 VERTICAL : RBW:1000.000kHz VBW:0.010kHz SWT:Auto 1 5141.22 45.39 54.00 -8.61 33.51 32.70 11.97 33.79 1.00 100 92 Average	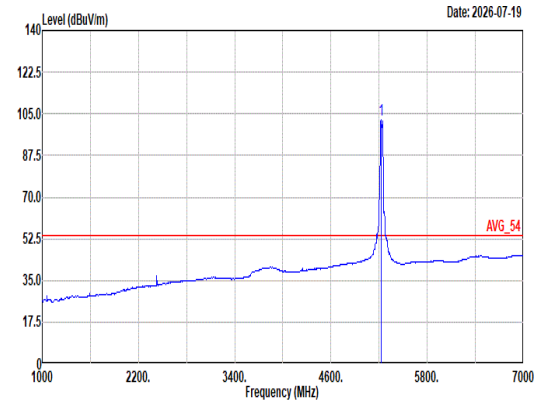 Site : 03CH22-HY Condition: AVG_54 3m DRH18-E_LE2C04A18EN_260520 VERTICAL : RBW:1000.000kHz VBW:0.010kHz SWT:Auto 1 5230.00 102.43 ------ ------ 90.63 32.70 12.10 33.93 0.93 100 92 Average

Mode	8	
	Band Edge - R	
	U-NII-1_5.15-5.25_802.11be EHT40_CH46_Full RU_5230MHz	
ANT	8+9	
Pol.	Vertical	Fundamental
Peak	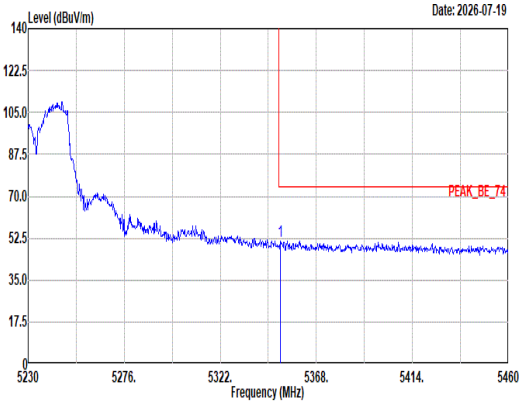 Site : 03CH22-HY Condition: PEAK_BE_74 3m DRH18-E_LE2C04A18EN_260520 VERTICAL : RBW:1000.000kHz VBW:3000.000kHz SWT:Auto Limit Read Ant Cable Preamp Aux APos TPos Freq Level Line Margin Level Factor Loss Factor Factor Remark MHz dBuV/m dBuV/m dB dBuV dB/m dB dB dB cm deg 1 5350.75 51.45 74.00 -22.55 40.08 32.40 12.23 34.16 0.90 100 92 Peak	Blank
Avg	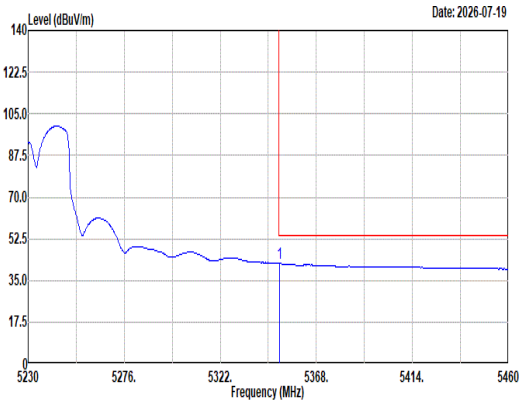 Site : 03CH22-HY Condition: AVG_BE_54 3m DRH18-E_LE2C04A18EN_260520 VERTICAL : RBW:1000.000kHz VBW:0.010kHz SWT:Auto Limit Read Ant Cable Preamp Aux APos TPos Freq Level Line Margin Level Factor Loss Factor Factor Remark MHz dBuV/m dBuV/m dB dBuV dB/m dB dB dB cm deg 1 5350.29 42.11 54.00 -11.89 30.74 32.40 12.23 34.16 0.90 100 92 Average	Blank

Mode	8	
	Harmonic	
	U-NII-1_5.15-5.25_802.11be EHT40_CH46_Full RU_5230MHz	
ANT	8+9	
Pol.	Horizontal	Vertical
Peak Avg	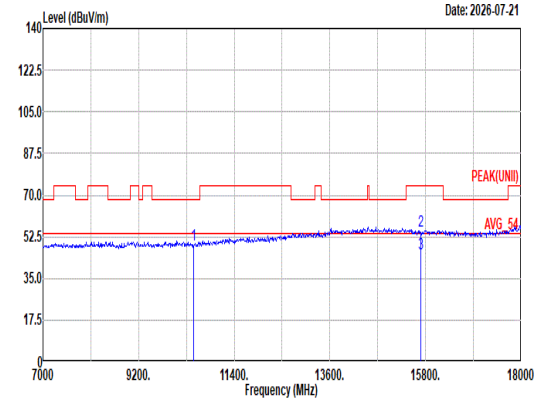 Site : 03CH22-HY Condition: PEAK(UNII) 3m DRH18-E_LE2C04A18EN_260520 HORIZONTAL Freq Level Limit Line Margin Read Level Ant Factor Cable Loss Preamp Factor Aux Factor APos TPos Remark MHz dBuV/m dBuV/m dB dBuV dB/m dB dB dB cm deg 1 10460.00 49.37 68.20 -18.83 33.02 37.58 16.91 39.43 1.29 -- -- Peak 2 15690.00 54.90 74.00 -19.10 35.24 41.72 20.85 44.84 1.93 -- -- Peak 3 15690.00 45.22 54.00 -8.78 25.56 41.72 20.85 44.84 1.93 -- -- Average	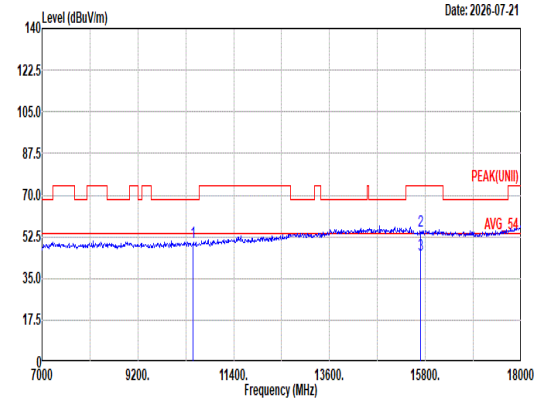 Site : 03CH22-HY Condition: PEAK(UNII) 3m DRH18-E_LE2C04A18EN_260520 VERTICAL Freq Level Limit Line Margin Read Level Ant Factor Cable Loss Preamp Factor Aux Factor APos TPos Remark MHz dBuV/m dBuV/m dB dBuV dB/m dB dB dB cm deg 1 10460.00 50.45 68.20 -17.75 34.10 37.58 16.91 39.43 1.29 -- -- Peak 2 15690.00 54.91 74.00 -19.09 35.25 41.72 20.85 44.84 1.93 -- -- Peak 3 15690.00 45.13 54.00 -8.87 25.47 41.72 20.85 44.84 1.93 -- -- Average

Mode	8	
	Harmonic	
	U-NII-1_5.15-5.25_802.11be EHT40_CH46_Full RU_5230MHz	
ANT	8+9	
Pol.	Horizontal	Vertical
10.6G ~18G Avg	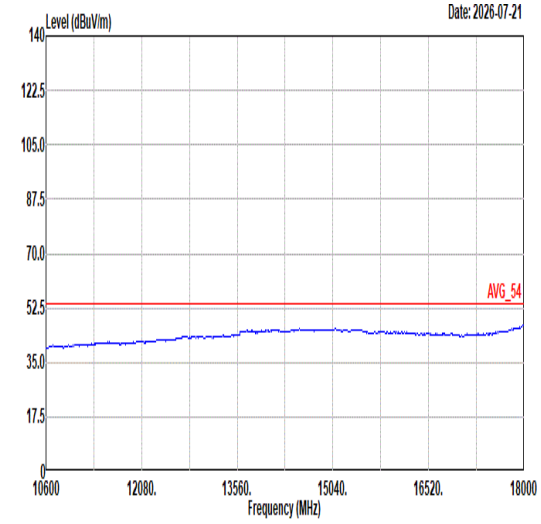 Site : 03CH22-HY Condition: AVG_54 3m DRH18-E_LE2C04A18EN_260520 HORIZONTAL	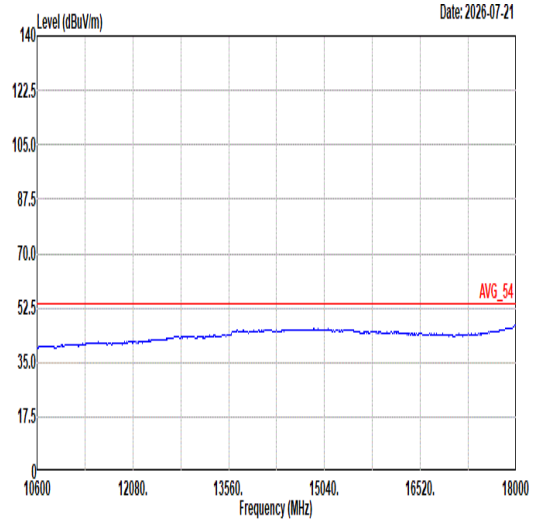 Site : 03CH22-HY Condition: AVG_54 3m DRH18-E_LE2C04A18EN_260520 VERTICAL

Mode	9	
	Band Edge - L	
	U-NII-1_5.15-5.25_802.11be EHT80_CH42_Full RU_5210MHz	
ANT	8+9	
Pol.	Horizontal	Fundamental
Peak	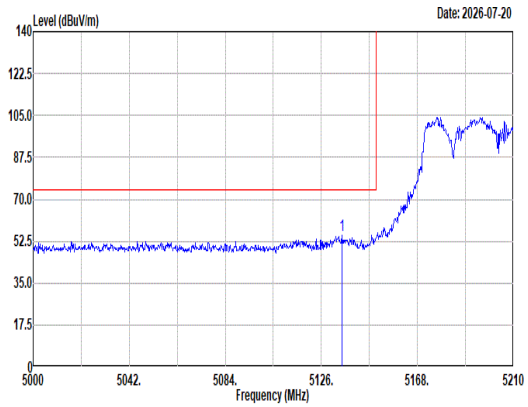 Site : 03CH22-HY Condition: PEAK_BE_74 3m DRH18-E_LE2C04A18EN_260520 HORIZONTAL : RBW:1000.000kHz VBW:3000.000kHz SWT:Auto Freq Level Limit Line Margin Read Level Ant Factor Cable Loss Preamp Factor Aux Factor APos TPos Remark MHz dBuV/m dBuV/m dB dBuV dB/m dB dB dB cm deg 1 5135.03 54.91 74.00 -19.09 43.03 32.70 11.96 33.78 1.00 115 360 Peak	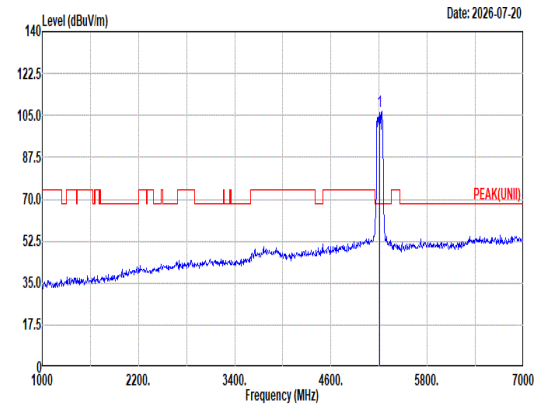 Site : 03CH22-HY Condition: PEAK(UNII) 3m DRH18-E_LE2C04A18EN_260520 HORIZONTAL : RBW:1000.000kHz VBW:3000.000kHz SWT:Auto Freq Level Limit Line Margin Read Level Ant Factor Cable Loss Preamp Factor Aux Factor APos TPos Remark MHz dBuV/m dBuV/m dB dBuV dB/m dB dB dB cm deg 1 5210.00 106.53 ------ ------ 94.80 32.66 12.11 33.96 0.92 115 360 Peak
Avg	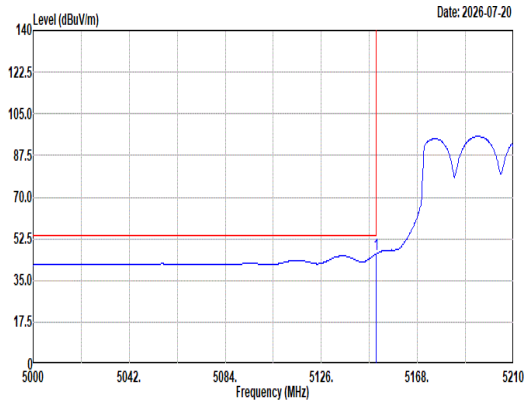 Site : 03CH22-HY Condition: AVG_BE_54 3m DRH18-E_LE2C04A18EN_260520 HORIZONTAL : RBW:1000.000kHz VBW:0.010kHz SWT:Auto Freq Level Limit Line Margin Read Level Ant Factor Cable Loss Preamp Factor Aux Factor APos TPos Remark MHz dBuV/m dBuV/m dB dBuV dB/m dB dB dB cm deg 1 5149.94 46.18 54.00 -7.82 34.30 32.70 11.99 33.80 0.99 115 360 Average	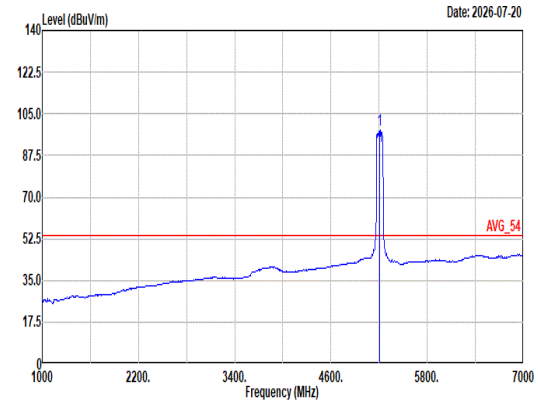 Site : 03CH22-HY Condition: AVG_54 3m DRH18-E_LE2C04A18EN_260520 HORIZONTAL : RBW:1000.000kHz VBW:0.010kHz SWT:Auto Freq Level Limit Line Margin Read Level Ant Factor Cable Loss Preamp Factor Aux Factor APos TPos Remark MHz dBuV/m dBuV/m dB dBuV dB/m dB dB dB cm deg 1 5210.00 98.03 ------ ------ 86.18 32.75 12.08 33.91 0.93 115 360 Average

Mode	9	
	Band Edge - R	
	U-NII-1_5.15-5.25_802.11be EHT80_CH42_Full RU_5210MHz	
ANT	8+9	
Pol.	Horizontal	Fundamental
Peak	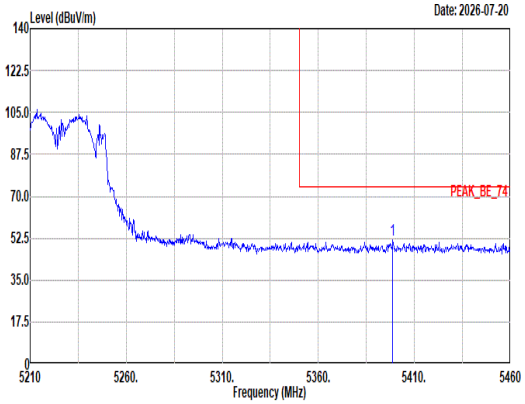 Site : 03CH22-HY Condition: PEAK_BE_74 3m DRH18-E_LE2C04A18EN_260520 HORIZONTAL : RBW:1000.000kHz VBW:3000.000kHz SWT:Auto Limit Read Ant Cable Preamp Aux APos TPos Freq Level Line Margin Level Factor Loss Factor Factor Remark MHz dBuV/m dBuV/m dB dBuV dB/m dB dB dB cm deg 1 5398.75 51.74 74.00 -22.26 40.12 32.69 12.28 34.24 0.89 115 360 Peak	Blank
Avg	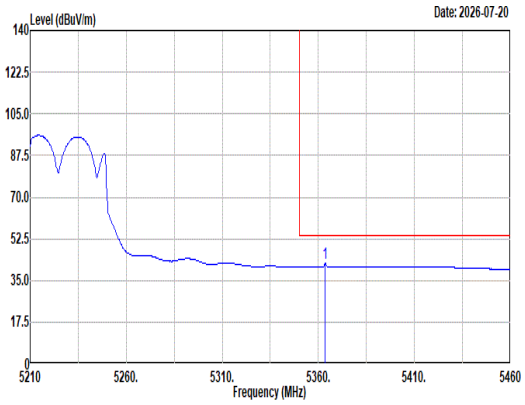 Site : 03CH22-HY Condition: AVG_BE_54 3m DRH18-E_LE2C04A18EN_260520 HORIZONTAL : RBW:1000.000kHz VBW:0.010kHz SWT:Auto Limit Read Ant Cable Preamp Aux APos TPos Freq Level Line Margin Level Factor Loss Factor Factor Remark MHz dBuV/m dBuV/m dB dBuV dB/m dB dB dB cm deg 1 5363.50 42.05 54.00 -11.95 30.61 32.48 12.24 34.18 0.90 115 360 Average	Blank

Mode	9	
	Band Edge - L	
	U-NII-1_5.15-5.25_802.11be EHT80_CH42_Full RU_5210MHz	
ANT	8+9	
Pol.	Vertical	Fundamental
Peak	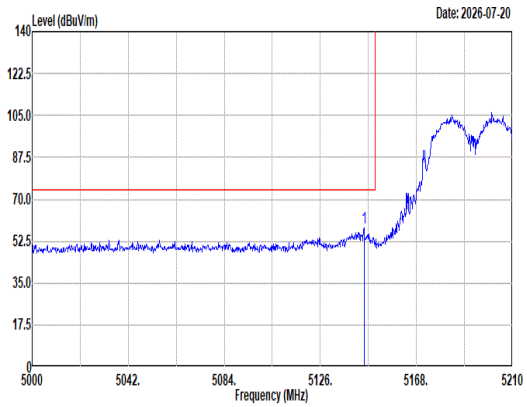 Site : 03CH22-HY Condition: PEAK_BE_74 3m DRH18-E_LE2C04A18EN_260520 VERTICAL : RBW:1000.000kHz VBW:3000.000kHz SWT:Auto 1 5145.11 58.02 74.00 -15.98 46.15 32.70 11.98 33.80 0.99 100 97 Peak	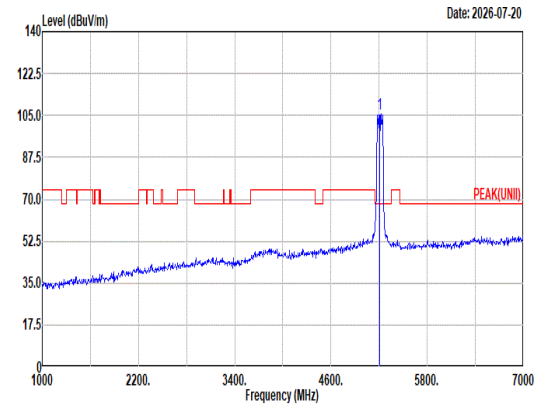 Site : 03CH22-HY Condition: PEAK(UNII) 3m DRH18-E_LE2C04A18EN_260520 VERTICAL : RBW:1000.000kHz VBW:3000.000kHz SWT:Auto 1 5210.00 105.66 ------ ------ 93.86 32.70 12.10 33.93 0.93 100 97 Peak
Avg	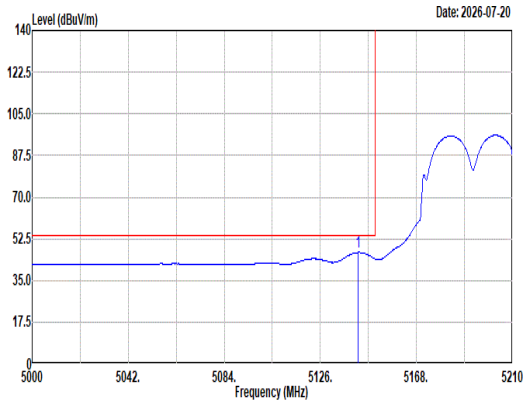 Site : 03CH22-HY Condition: AVG_BE_54 3m DRH18-E_LE2C04A18EN_260520 VERTICAL : RBW:1000.000kHz VBW:0.010kHz SWT:Auto 1 5142.59 46.79 54.00 -7.21 34.90 32.70 11.98 33.79 1.00 100 97 Average	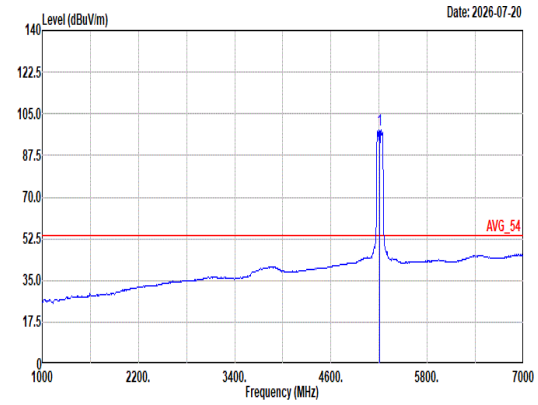 Site : 03CH22-HY Condition: AVG_54 3m DRH18-E_LE2C04A18EN_260520 VERTICAL : RBW:1000.000kHz VBW:0.010kHz SWT:Auto 1 5210.00 98.07 ------ ------ 86.27 32.70 12.10 33.93 0.93 100 97 Average

Mode	9	
	Band Edge - R	
	U-NII-1_5.15-5.25_802.11be EHT80_CH42_Full RU_5210MHz	
ANT	8+9	
Pol.	Vertical	Fundamental
Peak	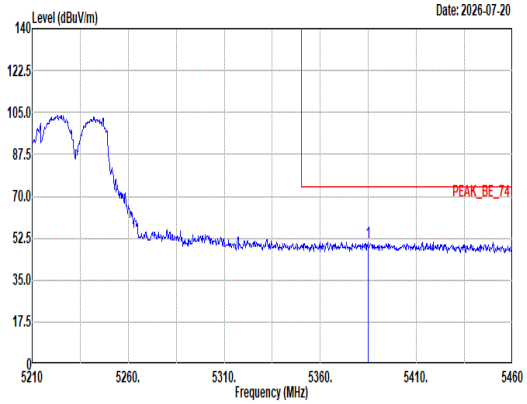 Site : 03CH22-HY Condition: PEAK_BE_74 3m DRH18-E_LE2C04A18EN_260520 VERTICAL : RBW:1000.000kHz VBW:3000.000kHz SWT:Auto Limit Read Ant Cable Preamp Aux APos TPos Freq Level Line Margin Level Factor Loss Factor Factor Remark MHz dBuV/m dBuV/m dB dBuV dB/m dB dB dB cm deg 1 5384.75 50.74 74.00 -23.26 39.20 32.61 12.26 34.22 0.89 100 97 Peak	Blank
Avg	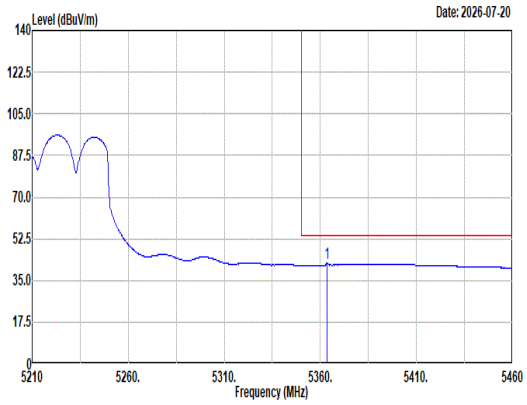 Site : 03CH22-HY Condition: AVG_BE_54 3m DRH18-E_LE2C04A18EN_260520 VERTICAL : RBW:1000.000kHz VBW:0.010kHz SWT:Auto Limit Read Ant Cable Preamp Aux APos TPos Freq Level Line Margin Level Factor Loss Factor Factor Remark MHz dBuV/m dBuV/m dB dBuV dB/m dB dB dB cm deg 1 5363.50 42.49 54.00 -11.51 31.05 32.48 12.24 34.18 0.90 100 97 Average	Blank

Mode	9	
	Harmonic	
	U-NII-1_5.15-5.25_802.11be EHT80_CH42_Full RU_5210MHz	
ANT	8+9	
Pol.	Horizontal	Vertical
Peak Avg	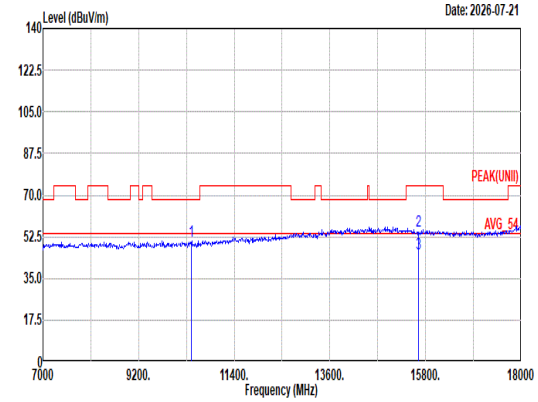 Site : 03CH22-HY Condition: PEAK(UNII) 3m DRH18-E_LE2C04A18EN_260520 HORIZONTAL Freq Level Limit Line Margin Read Level Ant Factor Cable Loss Preamp Factor Aux Factor APos TPos Remark MHz dBuV/m dBuV/m dB dBuV dB/m dB dB dB cm deg 1 10420.00 50.47 68.20 -17.73 34.14 37.54 16.87 39.36 1.28 -- -- Peak 2 15630.00 54.85 74.00 -19.15 35.16 41.72 20.81 44.75 1.91 -- -- Peak 3 15630.00 45.23 54.00 -8.77 25.54 41.72 20.81 44.75 1.91 -- -- Average	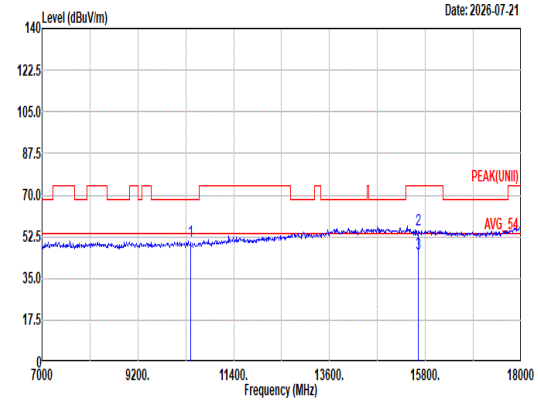 Site : 03CH22-HY Condition: PEAK(UNII) 3m DRH18-E_LE2C04A18EN_260520 VERTICAL Freq Level Limit Line Margin Read Level Ant Factor Cable Loss Preamp Factor Aux Factor APos TPos Remark MHz dBuV/m dBuV/m dB dBuV dB/m dB dB dB cm deg 1 10420.00 50.61 68.20 -17.59 34.28 37.54 16.87 39.36 1.28 -- -- Peak 2 15630.00 55.72 74.00 -18.28 36.03 41.72 20.81 44.75 1.91 -- -- Peak 3 15630.00 45.21 54.00 -8.79 25.52 41.72 20.81 44.75 1.91 -- -- Average

Mode	9	
	Harmonic	
	U-NII-1_5.15-5.25_802.11be EHT80_CH42_Full RU_5210MHz	
ANT	8+9	
Pol.	Horizontal	Vertical
10.6G ~18G Avg	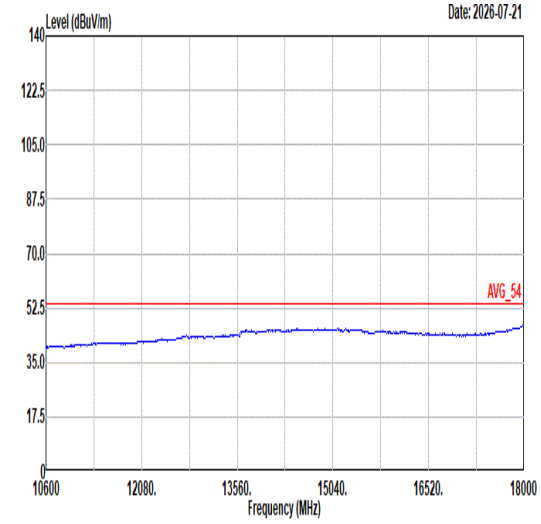 Site : 03CH22-HY Condition: AVG_54 3m DRH18-E_LE2C04A18EN_260520 HORIZONTAL	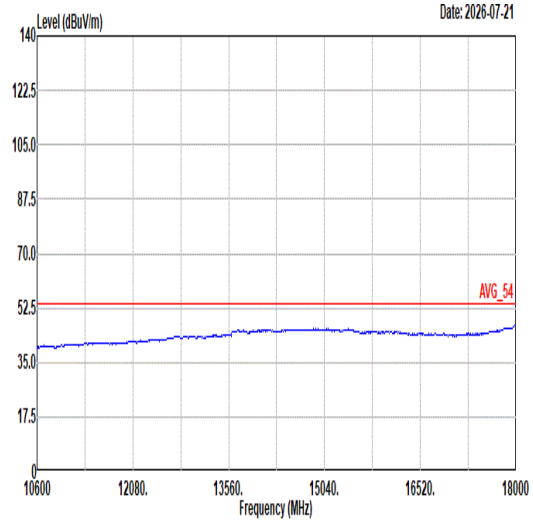 Site : 03CH22-HY Condition: AVG_54 3m DRH18-E_LE2C04A18EN_260520 VERTICAL

Mode	10	
	Band Edge - L	
	U-NII-1_5.15-5.25_802.11be EHT160_CH50_Full RU_5250MHz	
ANT	8+9	
Pol.	Horizontal	Fundamental
Peak	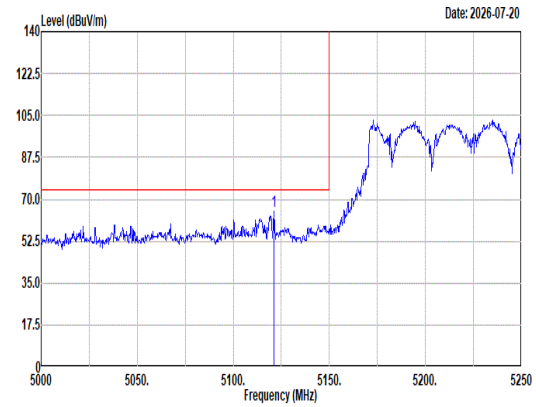 Site : 03CH22-HY Condition: PEAK_BE_74 3m DRH18-E_LE2C04A18EN_260520 HORIZONTAL : RBW:1000.000kHz VBW:3000.000kHz SWT:Auto Freq Level Limit Line Margin Read Level Ant Factor Cable Loss Preamp Factor Aux Factor APos TPos Remark MHz dBuV/m dBuV/m dB dBuV dB/m dB dB dB cm deg 1 5121.25 64.83 74.00 -9.17 52.92 32.70 11.94 33.75 1.02 190 360 Peak	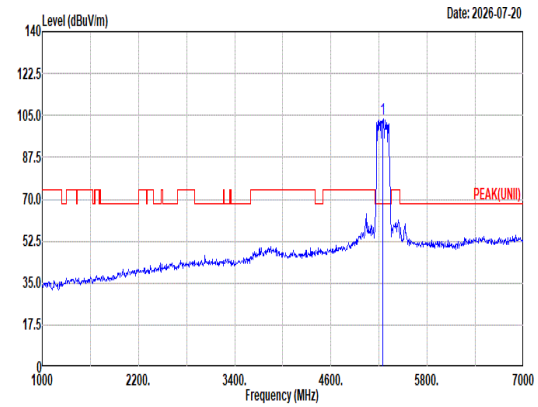 Site : 03CH22-HY Condition: PEAK(UNII) 3m DRH18-E_LE2C04A18EN_260520 HORIZONTAL : RBW:1000.000kHz VBW:3000.000kHz SWT:Auto Freq Level Limit Line Margin Read Level Ant Factor Cable Loss Preamp Factor Aux Factor APos TPos Remark MHz dBuV/m dBuV/m dB dBuV dB/m dB dB dB cm deg 1 5250.00 103.73 ------ ------ 92.08 32.60 12.13 34.00 0.92 190 360 Peak
Avg	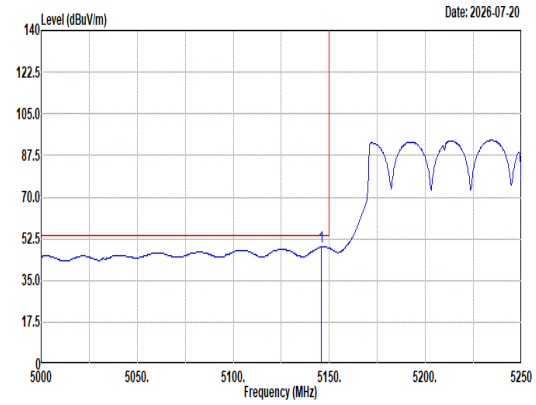 Site : 03CH22-HY Condition: AVG_BE_54 3m DRH18-E_LE2C04A18EN_260520 HORIZONTAL : RBW:1000.000kHz VBW:0.010kHz SWT:Auto Freq Level Limit Line Margin Read Level Ant Factor Cable Loss Preamp Factor Aux Factor APos TPos Remark MHz dBuV/m dBuV/m dB dBuV dB/m dB dB dB cm deg 1 5146.00 49.10 54.00 -4.90 37.23 32.70 11.98 33.80 0.99 190 360 Average	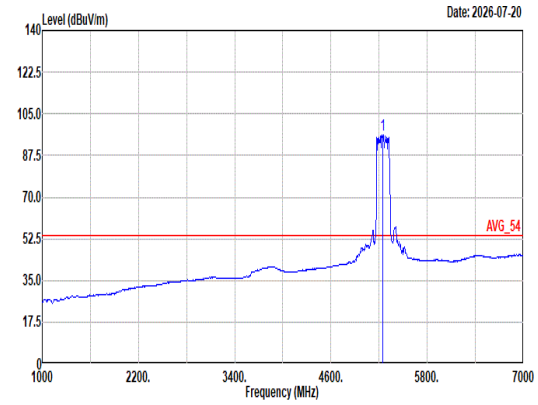 Site : 03CH22-HY Condition: AVG_54 3m DRH18-E_LE2C04A18EN_260520 HORIZONTAL : RBW:1000.000kHz VBW:0.010kHz SWT:Auto Freq Level Limit Line Margin Read Level Ant Factor Cable Loss Preamp Factor Aux Factor APos TPos Remark MHz dBuV/m dBuV/m dB dBuV dB/m dB dB dB cm deg 1 5250.00 96.12 ------ ------ 84.46 32.60 12.13 33.99 0.92 190 360 Average

Mode	10	
	Band Edge - R	
	U-NII-1_5.15-5.25_802.11be EHT160_CH50_Full RU_5250MHz	
ANT	8+9	
Pol.	Horizontal	Fundamental
Peak	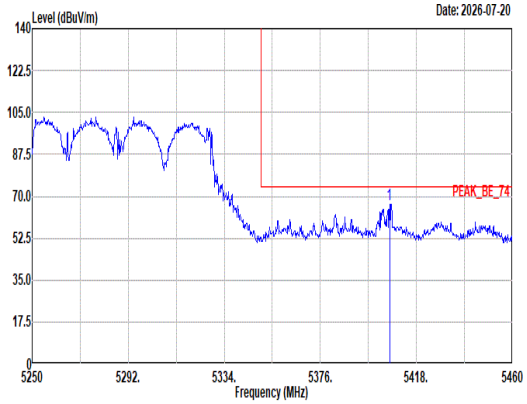 Site : 03CH22-HY Condition: PEAK_BE_74 3m DRH18-E_LE2C04A18EN_260520 HORIZONTAL : RBW:1000.000kHz VBW:3000.000kHz SWT:Auto Freq Level Limit Line Margin Read Level Ant Factor Cable Loss Preamp Factor Aux Factor APos TPos Remark MHz dBuV/m dBuV/m dB dBuV dB/m dB dB dB cm deg 1 5406.24 66.57 74.00 -7.43 54.95 32.70 12.28 34.25 0.89 190 360 Peak	Blank
Avg	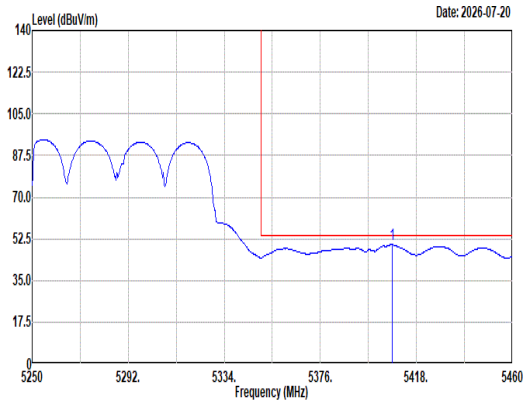 Site : 03CH22-HY Condition: AVG_BE_54 3m DRH18-E_LE2C04A18EN_260520 HORIZONTAL : RBW:1000.000kHz VBW:0.010kHz SWT:Auto Freq Level Limit Line Margin Read Level Ant Factor Cable Loss Preamp Factor Aux Factor APos TPos Remark MHz dBuV/m dBuV/m dB dBuV dB/m dB dB dB cm deg 1 5407.29 50.14 54.00 -3.86 38.52 32.70 12.29 34.26 0.89 190 360 Average	Blank

Mode	10	
	Band Edge - L	
	U-NII-1_5.15-5.25_802.11be EHT160_CH50_Full RU_5250MHz	
ANT	8+9	
Pol.	Vertical	Fundamental
Peak	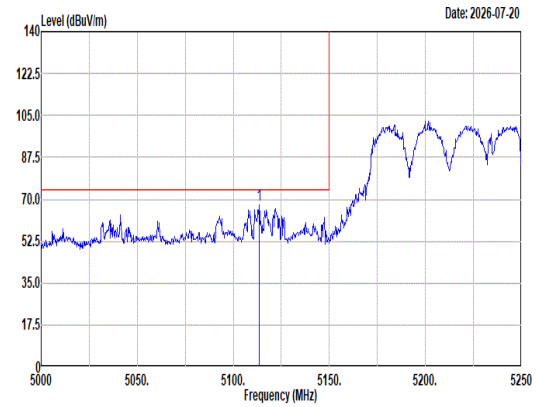 Site : 03CH22-HY Condition: PEAK_BE_74 3m DRH18-E_LE2C04A18EN_260520 VERTICAL : RBW:1000.000kHz VBW:3000.000kHz SWT:Auto 1 5113.50 67.86 74.00 -6.14 55.94 32.70 11.93 33.74 1.03 100 91 Peak	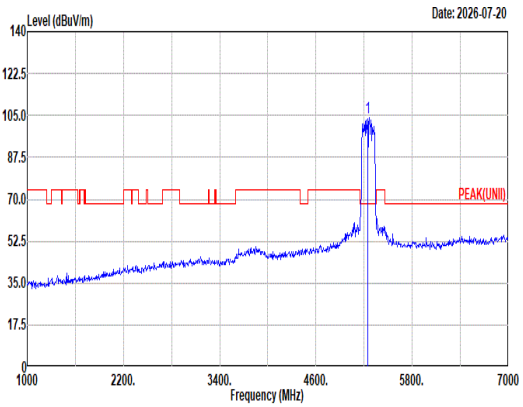 Site : 03CH22-HY Condition: PEAK(UNII) 3m DRH18-E_LE2C04A18EN_260520 VERTICAL : RBW:1000.000kHz VBW:3000.000kHz SWT:Auto 1 5250.00 104.24 ------ ------ 92.59 32.60 12.14 34.01 0.92 100 91 Peak
Avg	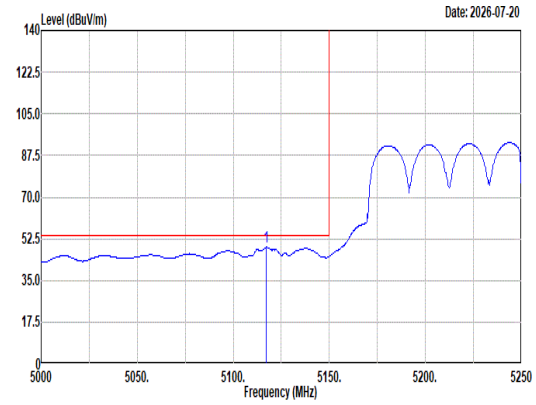 Site : 03CH22-HY Condition: AVG_BE_54 3m DRH18-E_LE2C04A18EN_260520 VERTICAL : RBW:1000.000kHz VBW:0.010kHz SWT:Auto 1 5117.25 48.92 54.00 -5.08 37.01 32.70 11.93 33.75 1.03 100 91 Average	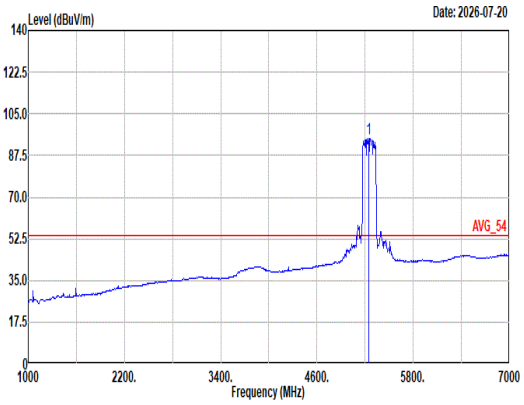 Site : 03CH22-HY Condition: AVG_54 3m DRH18-E_LE2C04A18EN_260520 VERTICAL : RBW:1000.000kHz VBW:0.010kHz SWT:Auto 1 5250.00 94.83 ------ ------ 83.14 32.63 12.11 33.97 0.92 100 91 Average

Mode	10	
	Band Edge - R	
	U-NII-1_5.15-5.25_802.11be EHT160_CH50_Full RU_5250MHz	
ANT	8+9	
Pol.	Vertical	Fundamental
Peak	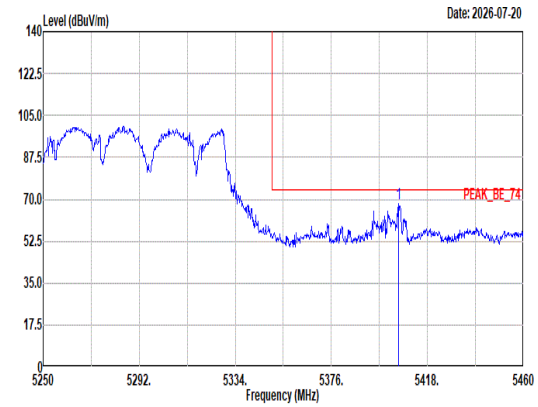 Site : 03CH22-HY Condition: PEAK_BE_74 3m DRH18-E_LE2C04A18EN_260520 VERTICAL : RBW:1000.000kHz VBW:3000.000kHz SWT:Auto Limit Read Ant Cable Preamp Aux APos TPos Freq Level Line Margin Level Factor Loss Factor Factor Remark MHz dBuV/m dBuV/m dB dBuV dB/m dB dB dB cm deg 1 5405.40 67.90 74.00 -6.10 56.28 32.70 12.28 34.25 0.89 100 91 Peak	Blank
Avg	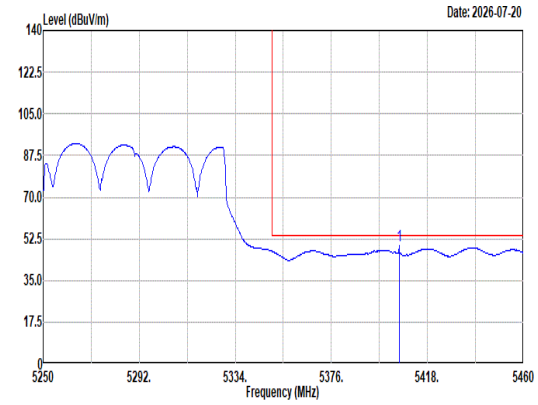 Site : 03CH22-HY Condition: AVG_BE_54 3m DRH18-E_LE2C04A18EN_260520 VERTICAL : RBW:1000.000kHz VBW:0.010kHz SWT:Auto Limit Read Ant Cable Preamp Aux APos TPos Freq Level Line Margin Level Factor Loss Factor Factor Remark MHz dBuV/m dBuV/m dB dBuV dB/m dB dB dB cm deg 1 5405.61 49.62 54.00 -4.38 38.00 32.70 12.28 34.25 0.89 100 91 Average	Blank

Mode	10	
	Harmonic	
	U-NII-1_5.15-5.25_802.11be EHT160_CH50_Full RU_5250MHz	
ANT	8+9	
Pol.	Horizontal	Vertical
Peak Avg	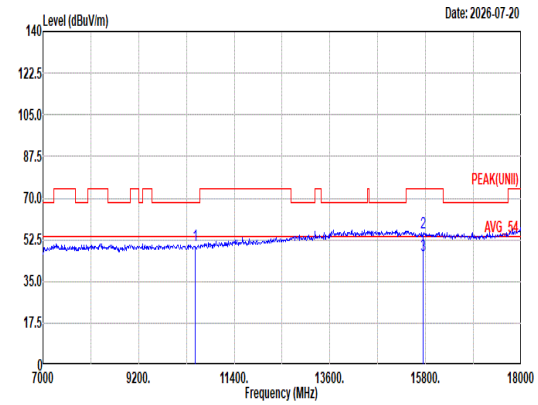 Site : 03CH22-HY Condition: PEAK(UNII) 3m DRH18-E_LE2C04A18EN_260520 HORIZONTAL Freq Level Limit Line Margin Read Level Ant Factor Cable Loss Preamp Factor Aux Factor APos TPos Remark MHz dBuV/m dBuV/m dB dBuV dB/m dB dB dB cm deg 1 10500.00 50.37 68.20 -17.83 34.12 37.50 16.95 39.49 1.29 -- -- Peak 2 15750.00 55.38 74.00 -18.62 35.67 41.80 20.90 44.94 1.95 -- -- Peak 3 15750.00 46.05 54.00 -7.95 26.34 41.80 20.90 44.94 1.95 -- -- Average	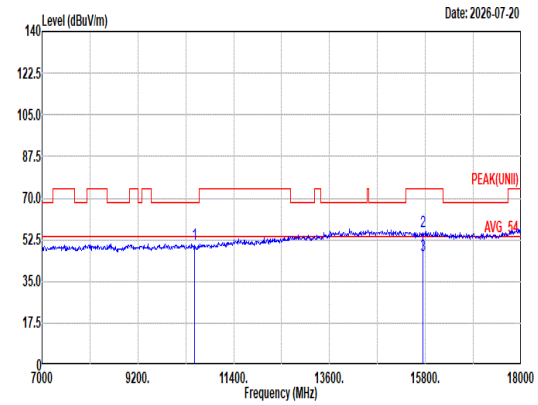 Site : 03CH22-HY Condition: PEAK(UNII) 3m DRH18-E_LE2C04A18EN_260520 VERTICAL Freq Level Limit Line Margin Read Level Ant Factor Cable Loss Preamp Factor Aux Factor APos TPos Remark MHz dBuV/m dBuV/m dB dBuV dB/m dB dB dB cm deg 1 10500.00 50.51 68.20 -17.69 34.26 37.50 16.95 39.49 1.29 -- -- Peak 2 15750.00 55.77 74.00 -18.23 36.06 41.80 20.90 44.94 1.95 -- -- Peak 3 15750.00 46.19 54.00 -7.81 26.48 41.80 20.90 44.94 1.95 -- -- Average

Mode	10	
	Harmonic	
	U-NII-1_5.15-5.25_802.11be EHT160_CH50_Full RU_5250MHz	
ANT	8+9	
Pol.	Horizontal	Vertical
10.6G ~18G Avg	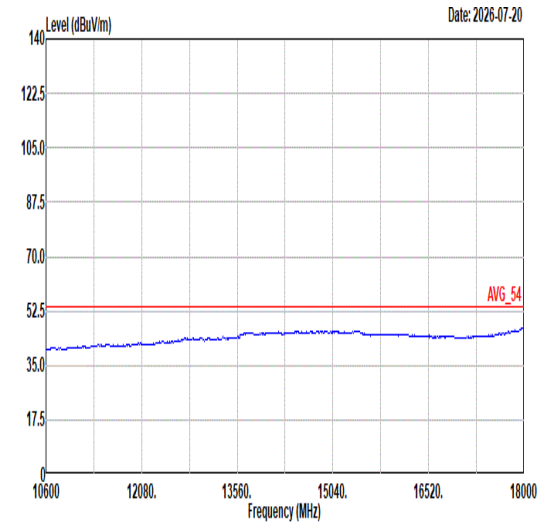 Site : 03CH22-HY Condition: AVG_54 3m DRH18-E_LE2C04A18EN_260520 HORIZONTAL	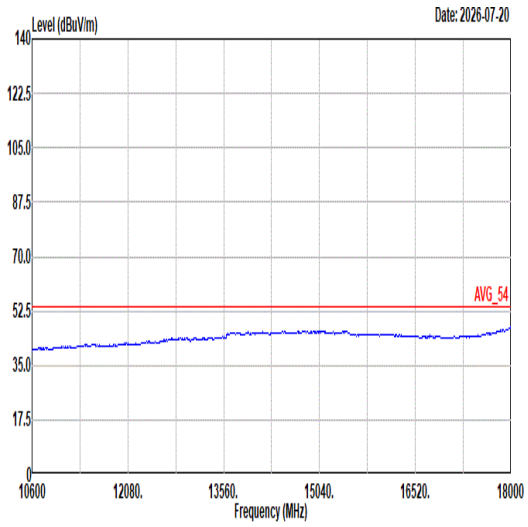 Site : 03CH22-HY Condition: AVG_54 3m DRH18-E_LE2C04A18EN_260520 VERTICAL

Mode	11	
	Band Edge	
	U-NII-1_5.15-5.25_802.11be EHT20_CH36_Partial RU_26/0_5180MHz	
ANT	8+9	
Pol.	Horizontal	Fundamental
Peak	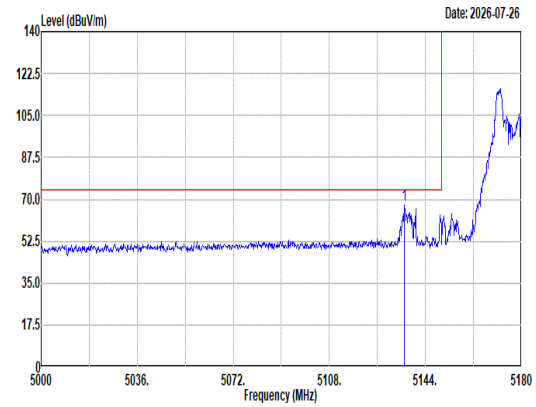 Site : 03CH22-HY Condition: PEAK_BE_74 3m DRH18-E_LE2C04A18EN_260520 HORIZONTAL : RBW:1000.000kHz VBW:3000.000kHz SWT:Auto 1 5136.08 67.50 74.00 -6.50 55.62 32.70 11.96 33.78 1.00 338 329 Peak	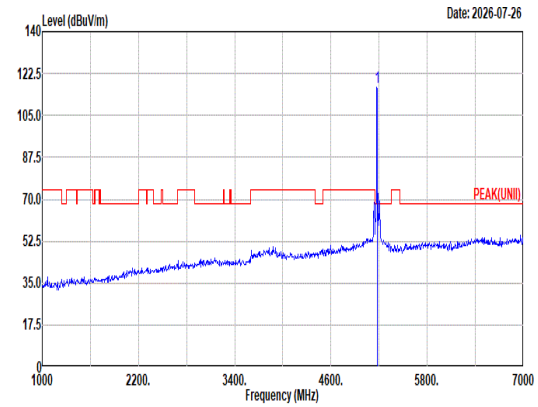 Site : 03CH22-HY Condition: PEAK(UNII) 3m DRH18-E_LE2C04A18EN_260520 HORIZONTAL : RBW:1000.000kHz VBW:3000.000kHz SWT:Auto 1 5180.00 116.91 ------ ------ 105.03 32.74 12.02 33.84 0.96 338 329 Peak
Avg	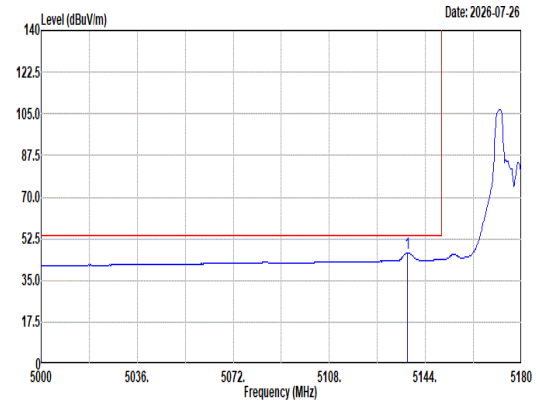 Site : 03CH22-HY Condition: AVG_BE_54 3m DRH18-E_LE2C04A18EN_260520 HORIZONTAL : RBW:1000.000kHz VBW:0.010kHz SWT:Auto 1 5137.16 46.70 54.00 -7.30 34.81 32.70 11.97 33.78 1.00 338 329 Average	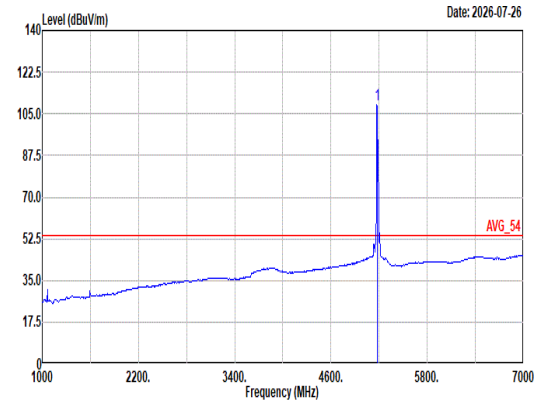 Site : 03CH22-HY Condition: AVG_54 3m DRH18-E_LE2C04A18EN_260520 HORIZONTAL : RBW:1000.000kHz VBW:0.010kHz SWT:Auto 1 5180.00 108.62 ------ ------ 96.74 32.74 12.02 33.84 0.96 338 329 Average

Mode	11	
	Band Edge	
	U-NII-1_5.15-5.25_802.11be EHT20_CH36_Partial RU_26/0_5180MHz	
ANT	8+9	
Pol.	Vertical	Fundamental
Peak	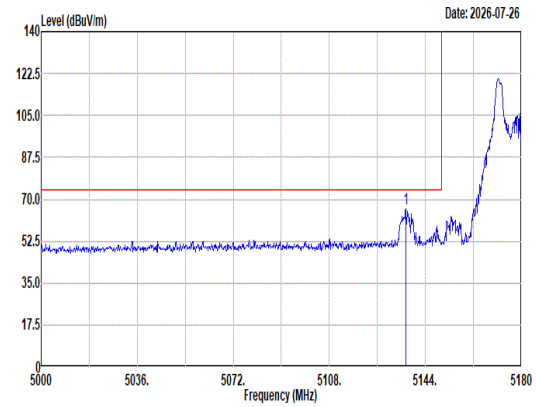 Site : 03CH22-HY Condition: PEAK_BE_74 3m DRH18-E_LE2C04A18EN_260520 VERTICAL : RBW:1000.000kHz VBW:3000.000kHz SWT:Auto Freq Level Limit Line Margin Read Level Ant Factor Cable Loss Preamp Factor Aux Factor APos TPos Remark MHz dBuV/m dBuV/m dB dBuV dB/m dB dB dB cm deg 1 5136.62 66.27 74.00 -7.73 54.38 32.70 11.97 33.78 1.00 106 95 Peak	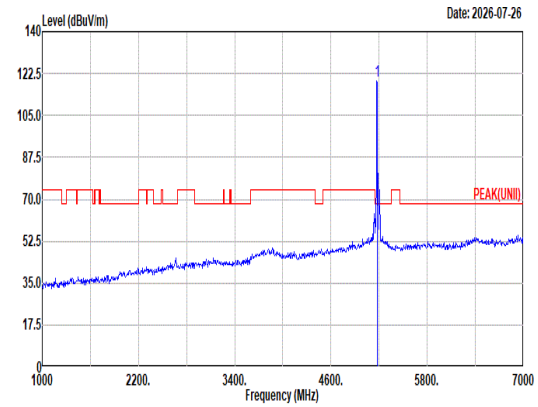 Site : 03CH22-HY Condition: PEAK(UNII) 3m DRH18-E_LE2C04A18EN_260520 VERTICAL : RBW:1000.000kHz VBW:3000.000kHz SWT:Auto Freq Level Limit Line Margin Read Level Ant Factor Cable Loss Preamp Factor Aux Factor APos TPos Remark MHz dBuV/m dBuV/m dB dBuV dB/m dB dB dB cm deg 1 5180.00 119.19 ------ ------ 107.30 32.76 12.04 33.86 0.95 106 95 Peak
Avg	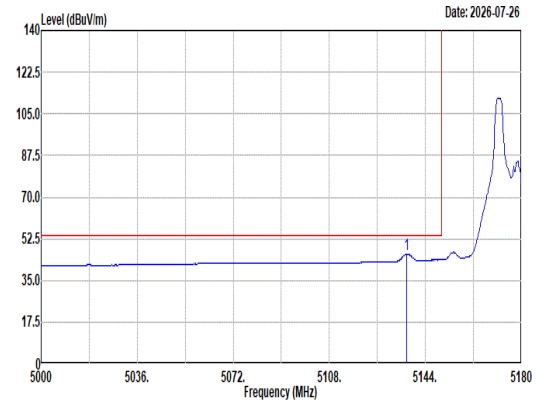 Site : 03CH22-HY Condition: AVG_BE_54 3m DRH18-E_LE2C04A18EN_260520 VERTICAL : RBW:1000.000kHz VBW:0.010kHz SWT:Auto Freq Level Limit Line Margin Read Level Ant Factor Cable Loss Preamp Factor Aux Factor APos TPos Remark MHz dBuV/m dBuV/m dB dBuV dB/m dB dB dB cm deg 1 5136.98 46.17 54.00 -7.83 34.28 32.70 11.97 33.78 1.00 106 95 Average	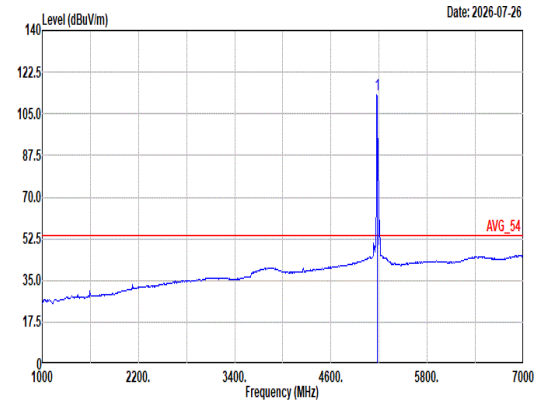 Site : 03CH22-HY Condition: AVG_54 3m DRH18-E_LE2C04A18EN_260520 VERTICAL : RBW:1000.000kHz VBW:0.010kHz SWT:Auto Freq Level Limit Line Margin Read Level Ant Factor Cable Loss Preamp Factor Aux Factor APos TPos Remark MHz dBuV/m dBuV/m dB dBuV dB/m dB dB dB cm deg 1 5180.00 113.32 ------ ------ 101.43 32.76 12.04 33.86 0.95 106 95 Average

Mode	12	
	Band Edge	
	U-NII-1_5.15-5.25_802.11be EHT20_CH36_Partial RU_52/37_5180MHz	
ANT	8+9	
Pol.	Horizontal	Fundamental
Peak	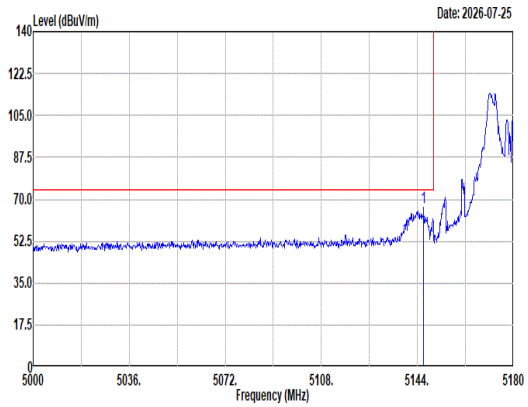 Site : 03CH22-HY Condition: PEAK_BE_74 3m DRH18-E_LE2C04A18EN_260520 HORIZONTAL : RBW:1000.000kHz VBW:3000.000kHz SWT:Auto 1 5146.34 66.44 74.00 -7.56 54.57 32.70 11.98 33.80 0.99 100 360 Peak	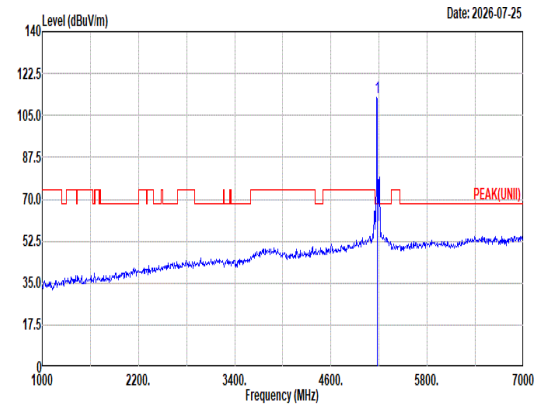 Site : 03CH22-HY Condition: PEAK(UNII) 3m DRH18-E_LE2C04A18EN_260520 HORIZONTAL : RBW:1000.000kHz VBW:3000.000kHz SWT:Auto 1 5180.00 112.66 ------ ------ 100.78 32.74 12.02 33.84 0.96 100 360 Peak
Avg	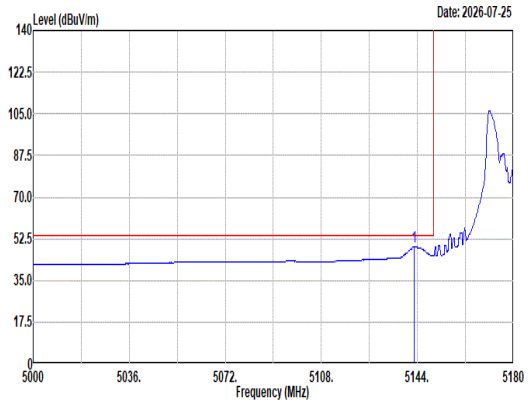 Site : 03CH22-HY Condition: AVG_BE_54 3m DRH18-E_LE2C04A18EN_260520 HORIZONTAL : RBW:1000.000kHz VBW:0.010kHz SWT:Auto 1 5142.92 49.22 54.00 -4.78 37.33 32.70 11.98 33.79 1.00 100 360 Average	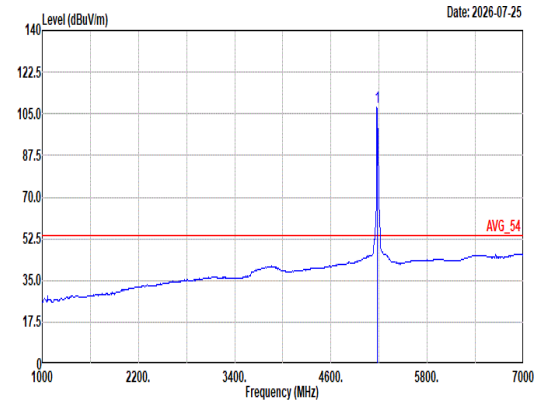 Site : 03CH22-HY Condition: AVG_54 3m DRH18-E_LE2C04A18EN_260520 HORIZONTAL : RBW:1000.000kHz VBW:0.010kHz SWT:Auto 1 5180.00 107.94 ------ ------ 96.06 32.74 12.02 33.84 0.96 100 360 Average

Mode	12	
	Band Edge	
	U-NII-1_5.15-5.25_802.11be EHT20_CH36_Partial RU_52/37_5180MHz	
ANT	8+9	
Pol.	Vertical	Fundamental
Peak	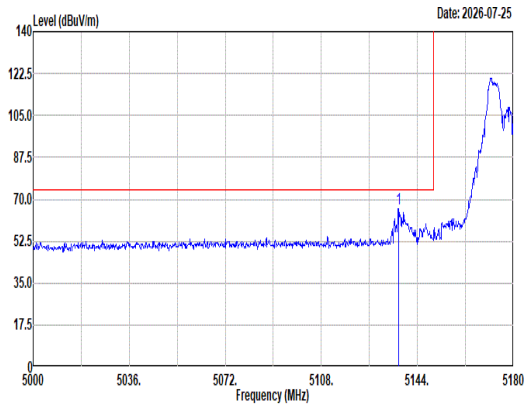 Site : 03CH22-HY Condition: PEAK_BE_74 3m DRH18-E_LE2C04A18EN_260520 VERTICAL : RBW:1000.000kHz VBW:3000.000kHz SWT:Auto Freq Level Limit Line Margin Read Level Ant Factor Cable Loss Preamp Factor Aux Factor APos TPos Remark MHz dBuV/m dBuV/m dB dBuV dB/m dB dB dB cm deg 1 5136.98 65.80 74.00 -8.20 53.91 32.70 11.97 33.78 1.00 100 97 Peak	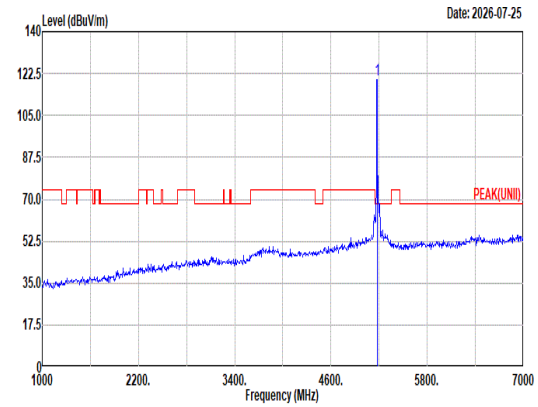 Site : 03CH22-HY Condition: PEAK(UNII) 3m DRH18-E_LE2C04A18EN_260520 VERTICAL : RBW:1000.000kHz VBW:3000.000kHz SWT:Auto Freq Level Limit Line Margin Read Level Ant Factor Cable Loss Preamp Factor Aux Factor APos TPos Remark MHz dBuV/m dBuV/m dB dBuV dB/m dB dB dB cm deg 1 5180.00 119.93 ------ ------ 108.05 32.74 12.02 33.84 0.96 100 97 Peak
Avg	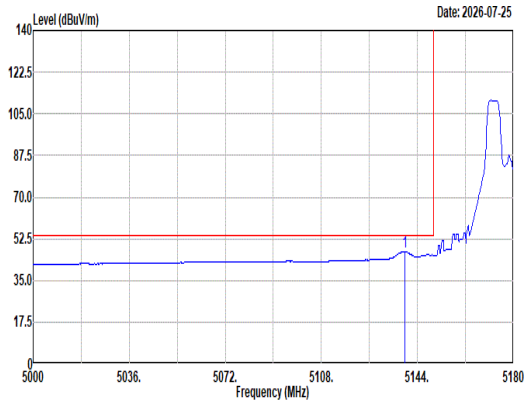 Site : 03CH22-HY Condition: AVG_BE_54 3m DRH18-E_LE2C04A18EN_260520 VERTICAL : RBW:1000.000kHz VBW:0.010kHz SWT:Auto Freq Level Limit Line Margin Read Level Ant Factor Cable Loss Preamp Factor Aux Factor APos TPos Remark MHz dBuV/m dBuV/m dB dBuV dB/m dB dB dB cm deg 1 5139.32 47.06 54.00 -6.94 35.18 32.70 11.97 33.79 1.00 100 97 Average	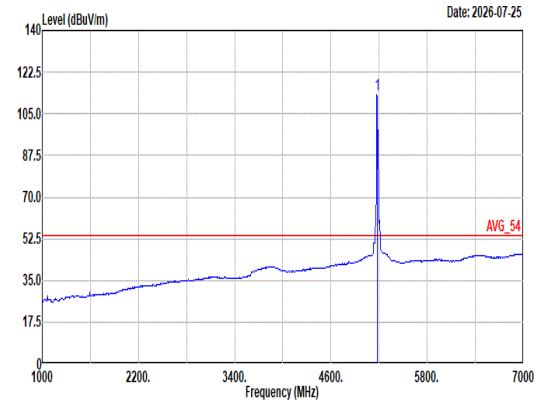 Site : 03CH22-HY Condition: AVG_54 3m DRH18-E_LE2C04A18EN_260520 VERTICAL : RBW:1000.000kHz VBW:0.010kHz SWT:Auto Freq Level Limit Line Margin Read Level Ant Factor Cable Loss Preamp Factor Aux Factor APos TPos Remark MHz dBuV/m dBuV/m dB dBuV dB/m dB dB dB cm deg 1 5180.00 112.94 ------ ------ 101.06 32.74 12.02 33.84 0.96 100 97 Average

Mode	13	
	Band Edge	
	U-NII-1_5.15-5.25_802.11be EHT20_CH36_Partial RU_106/53_5180MHz	
ANT	8+9	
Pol.	Horizontal	Fundamental
Peak	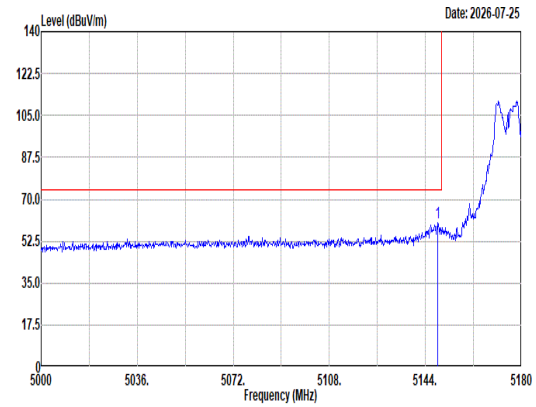 Site : 03CH22-HY Condition: PEAK_BE_74 3m DRH18-E_LE2C04A18EN_260520 HORIZONTAL : RBW:1000.000kHz VBW:3000.000kHz SWT:Auto Freq Level Limit Line Margin Read Level Ant Factor Cable Loss Preamp Factor Aux Factor APos TPos Remark MHz dBuV/m dBuV/m dB dBuV dB/m dB dB dB cm deg 1 5148.50 60.24 74.00 -13.76 48.36 32.70 11.99 33.80 0.99 105 360 Peak	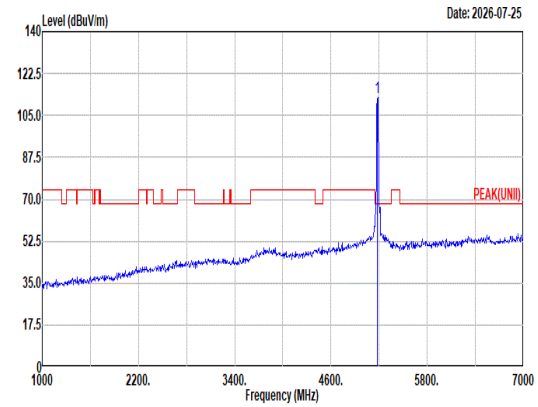 Site : 03CH22-HY Condition: PEAK(UNII) 3m DRH18-E_LE2C04A18EN_260520 HORIZONTAL : RBW:1000.000kHz VBW:3000.000kHz SWT:Auto Freq Level Limit Line Margin Read Level Ant Factor Cable Loss Preamp Factor Aux Factor APos TPos Remark MHz dBuV/m dBuV/m dB dBuV dB/m dB dB dB cm deg 1 5180.00 112.36 ------ ------ 100.46 32.78 12.05 33.87 0.94 105 360 Peak
Avg	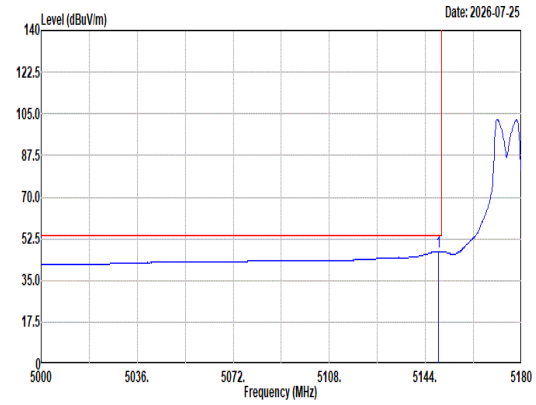 Site : 03CH22-HY Condition: AVG_BE_54 3m DRH18-E_LE2C04A18EN_260520 HORIZONTAL : RBW:1000.000kHz VBW:0.010kHz SWT:Auto Freq Level Limit Line Margin Read Level Ant Factor Cable Loss Preamp Factor Aux Factor APos TPos Remark MHz dBuV/m dBuV/m dB dBuV dB/m dB dB dB cm deg 1 5148.86 47.20 54.00 -6.80 35.32 32.70 11.99 33.80 0.99 105 360 Average	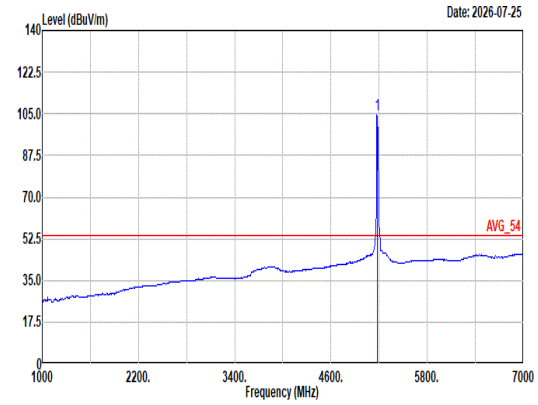 Site : 03CH22-HY Condition: AVG_54 3m DRH18-E_LE2C04A18EN_260520 HORIZONTAL : RBW:1000.000kHz VBW:0.010kHz SWT:Auto Freq Level Limit Line Margin Read Level Ant Factor Cable Loss Preamp Factor Aux Factor APos TPos Remark MHz dBuV/m dBuV/m dB dBuV dB/m dB dB dB cm deg 1 5180.00 104.57 ------ ------ 92.69 32.74 12.02 33.84 0.96 105 360 Average

Mode	13	
	Band Edge	
	U-NII-1_5.15-5.25_802.11be EHT20_CH36_Partial RU_106/53_5180MHz	
ANT	8+9	
Pol.	Vertical	Fundamental
Peak	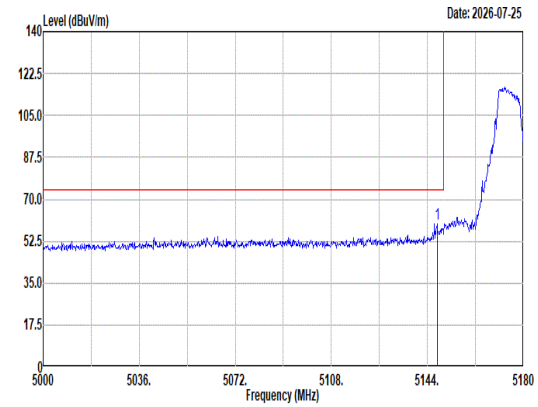 Site : 03CH22-HY Condition: PEAK_BE_74 3m DRH18-E_LE2C04A18EN_260520 VERTICAL : RBW:1000.000kHz VBW:3000.000kHz SWT:Auto Freq Level Limit Line Margin Read Level Ant Factor Cable Loss Preamp Factor Aux Factor APos TPos Remark MHz dBuV/m dBuV/m dB dBuV dB/m dB dB dB cm deg 1 5147.60 59.94 74.00 -14.06 48.07 32.70 11.98 33.80 0.99 100 96 Peak	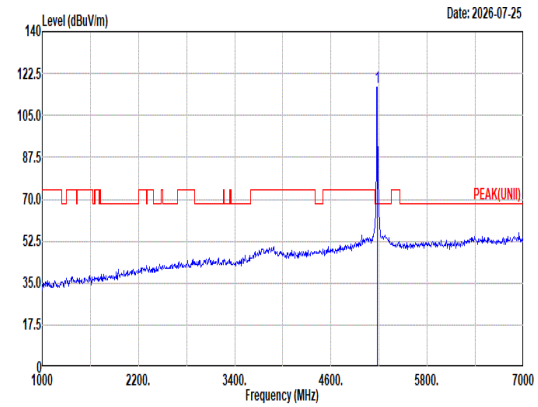 Site : 03CH22-HY Condition: PEAK(UNII) 3m DRH18-E_LE2C04A18EN_260520 VERTICAL : RBW:1000.000kHz VBW:3000.000kHz SWT:Auto Freq Level Limit Line Margin Read Level Ant Factor Cable Loss Preamp Factor Aux Factor APos TPos Remark MHz dBuV/m dBuV/m dB dBuV dB/m dB dB dB cm deg 1 5180.00 116.90 ------ ------ 105.01 32.75 12.03 33.85 0.96 100 96 Peak
Avg	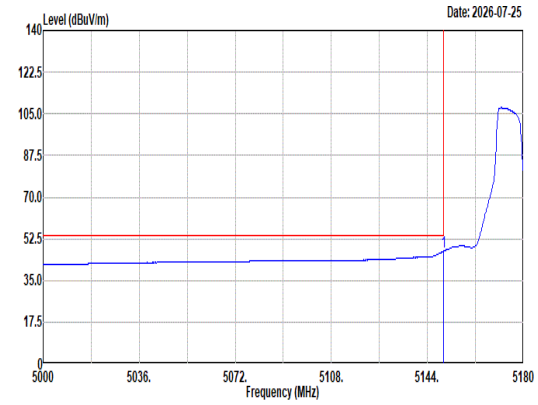 Site : 03CH22-HY Condition: AVG_BE_54 3m DRH18-E_LE2C04A18EN_260520 VERTICAL : RBW:1000.000kHz VBW:0.010kHz SWT:Auto Freq Level Limit Line Margin Read Level Ant Factor Cable Loss Preamp Factor Aux Factor APos TPos Remark MHz dBuV/m dBuV/m dB dBuV dB/m dB dB dB cm deg 1 5149.94 47.21 54.00 -6.79 35.33 32.70 11.99 33.80 0.99 100 96 Average	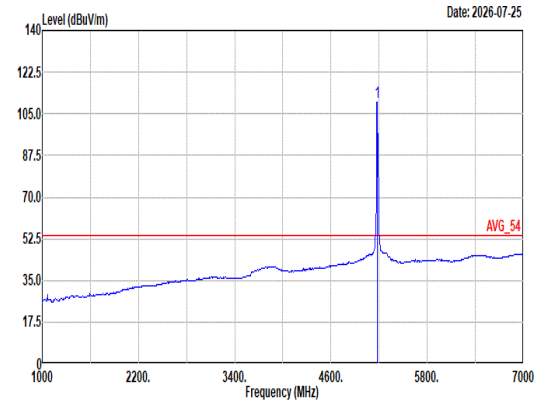 Site : 03CH22-HY Condition: AVG_54 3m DRH18-E_LE2C04A18EN_260520 VERTICAL : RBW:1000.000kHz VBW:0.010kHz SWT:Auto Freq Level Limit Line Margin Read Level Ant Factor Cable Loss Preamp Factor Aux Factor APos TPos Remark MHz dBuV/m dBuV/m dB dBuV dB/m dB dB dB cm deg 1 5180.00 109.97 ------ ------ 98.09 32.74 12.02 33.84 0.96 100 96 Average

Mode	18
	Band Edge - L
	U-NII-2A_5.25-5.35_802.11a_CH52_5260MHz
ANT	8+9

Pol.	Horizontal	Fundamental
Peak	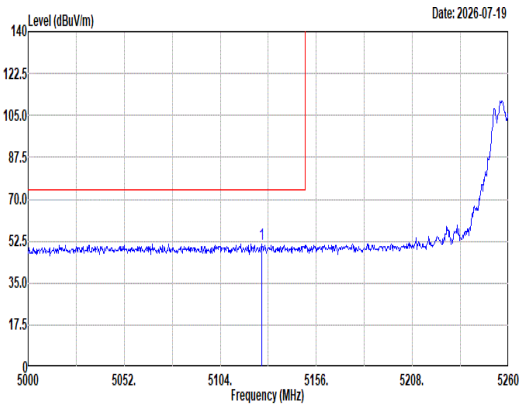 Site : 03CH22-HY Condition: PEAK_BE_74 3m DRH18-E_LE2C04A18EN_260520 HORIZONTAL : RBW:1000.000kHz VBW:3000.000kHz SWT:Auto 1 5126.36 51.27 74.00 -22.73 39.37 32.70 11.95 33.76 1.01 219 360 Peak	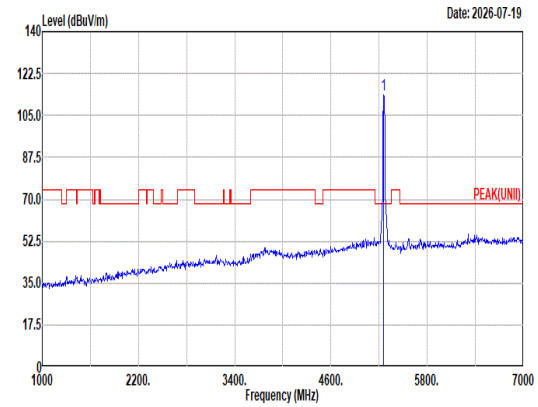 Site : 03CH22-HY Condition: PEAK(UNII) 3m DRH18-E_LE2C04A18EN_260520 HORIZONTAL : RBW:1000.000kHz VBW:3000.000kHz SWT:Auto 1 5260.00 113.44 ------ ------ 101.79 32.60 12.13 34.00 0.92 219 360 Peak
Avg	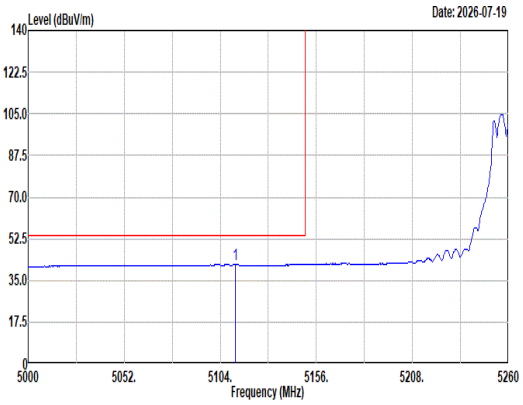 Site : 03CH22-HY Condition: AVG_BE_54 3m DRH18-E_LE2C04A18EN_260520 HORIZONTAL : RBW:1000.000kHz VBW:0.010kHz SWT:Auto 1 5112.32 41.93 54.00 -12.07 30.01 32.70 11.93 33.74 1.03 219 360 Average	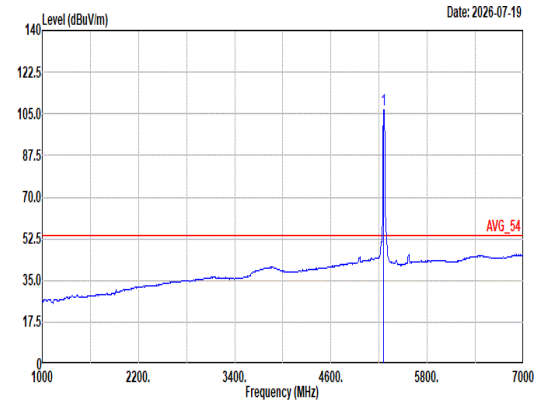 Site : 03CH22-HY Condition: AVG_54 3m DRH18-E_LE2C04A18EN_260520 HORIZONTAL : RBW:1000.000kHz VBW:0.010kHz SWT:Auto 1 5260.00 106.70 ------ ------ 95.05 32.60 12.13 34.00 0.92 219 360 Average

Mode	18	
	Band Edge - R	
	U-NII-2A_5.25-5.35_802.11a_CH52_5260MHz	
ANT	8+9	
Pol.	Horizontal	Fundamental
Peak	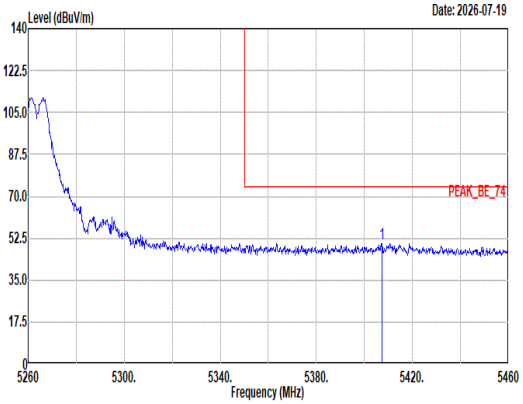 Site : 03CH22-HY Condition: PEAK_BE_74 3m DRH18-E_LE2C04A18EN_260520 HORIZONTAL : RBW:1000.000kHz VBW:3000.000kHz SWT:Auto Freq Level Limit Line Margin Read Level Ant Factor Cable Loss Preamp Factor Aux Factor APos TPos Remark MHz dBuV/m dBuV/m dB dBuV dB/m dB dB dB cm deg 1 5407.20 50.39 74.00 -23.61 38.77 32.70 12.29 34.26 0.89 219 360 Peak	Blank
Avg	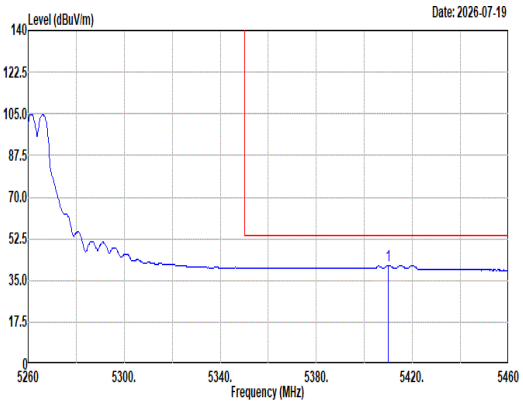 Site : 03CH22-HY Condition: AVG_BE_54 3m DRH18-E_LE2C04A18EN_260520 HORIZONTAL : RBW:1000.000kHz VBW:0.010kHz SWT:Auto Freq Level Limit Line Margin Read Level Ant Factor Cable Loss Preamp Factor Aux Factor APos TPos Remark MHz dBuV/m dBuV/m dB dBuV dB/m dB dB dB cm deg 1 5410.00 41.38 54.00 -12.62 29.76 32.70 12.29 34.26 0.89 219 360 Average	Blank

Mode	18	
	Band Edge - L	
	U-NII-2A_5.25-5.35_802.11a_CH52_5260MHz	
ANT	8+9	
Pol.	Vertical	Fundamental
Peak	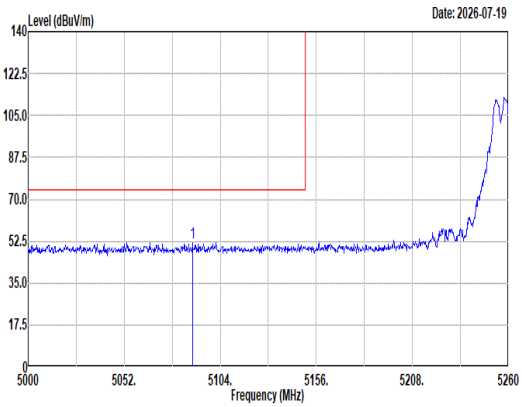 Site : 03CH22-HY Condition: PEAK_BE_74 3m DRH18-E_LE2C04A18EN_260520 VERTICAL : RBW:1000.000kHz VBW:3000.000kHz SWT:Auto 1 5088.92 51.86 74.00 -22.14 39.91 32.70 11.89 33.70 1.06 104 97 Peak	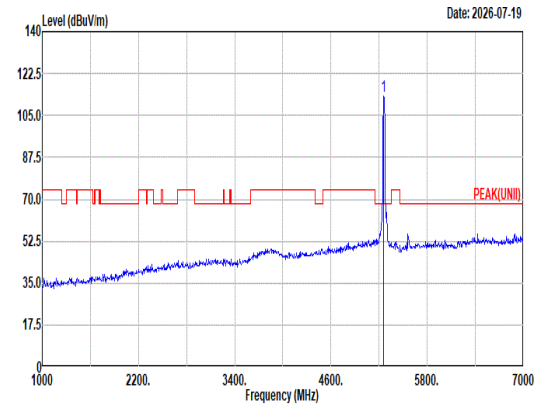 Site : 03CH22-HY Condition: PEAK(UNII) 3m DRH18-E_LE2C04A18EN_260520 VERTICAL : RBW:1000.000kHz VBW:3000.000kHz SWT:Auto 1 5260.00 112.98 ------ ------ 101.32 32.60 12.13 33.99 0.92 104 97 Peak
Avg	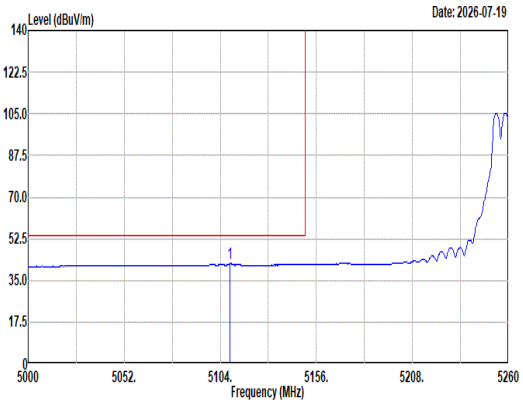 Site : 03CH22-HY Condition: AVG_BE_54 3m DRH18-E_LE2C04A18EN_260520 VERTICAL : RBW:1000.000kHz VBW:0.010kHz SWT:Auto 1 5109.20 42.05 54.00 -11.95 30.13 32.70 11.92 33.73 1.03 104 97 Average	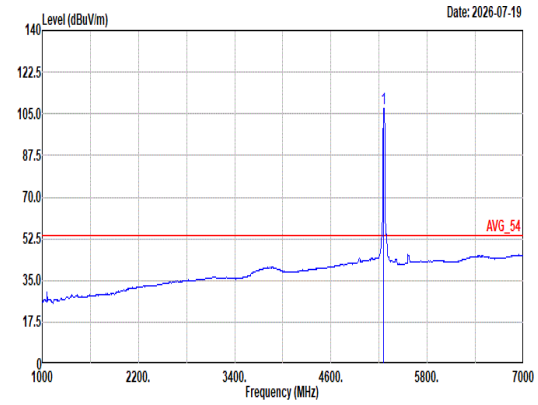 Site : 03CH22-HY Condition: AVG_54 3m DRH18-E_LE2C04A18EN_260520 VERTICAL : RBW:1000.000kHz VBW:0.010kHz SWT:Auto 1 5260.00 107.44 ------ ------ 95.79 32.60 12.14 34.01 0.92 104 97 Average

Mode	18	
	Band Edge - R	
	U-NII-2A_5.25-5.35_802.11a_CH52_5260MHz	
ANT	8+9	
Pol.	Vertical	Fundamental
Peak	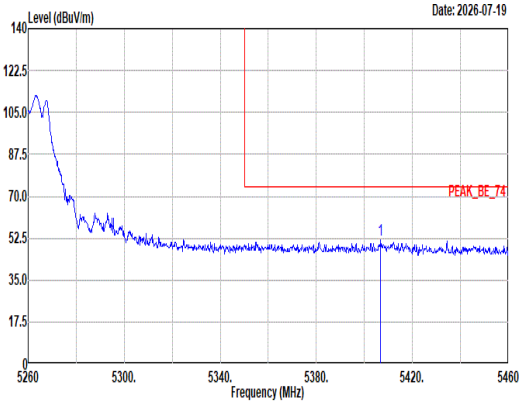 Site : 03CH22-HY Condition: PEAK_BE_74 3m DRH18-E_LE2C04A18EN_260520 VERTICAL : RBW:1000.000kHz VBW:3000.000kHz SWT:Auto Limit Read Ant Cable Preamp Aux APos TPos Freq Level Line Margin Level Factor Loss Factor Factor Remark MHz dBuV/m dBuV/m dB dBuV dB/m dB dB dB cm deg 1 5406.80 51.63 74.00 -22.37 40.02 32.70 12.28 34.26 0.89 104 97 Peak	Blank
Avg	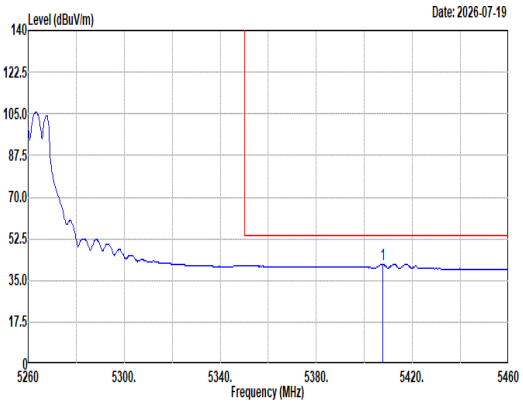 Site : 03CH22-HY Condition: AVG_BE_54 3m DRH18-E_LE2C04A18EN_260520 VERTICAL : RBW:1000.000kHz VBW:0.010kHz SWT:Auto Limit Read Ant Cable Preamp Aux APos TPos Freq Level Line Margin Level Factor Loss Factor Factor Remark MHz dBuV/m dBuV/m dB dBuV dB/m dB dB dB cm deg 1 5407.60 41.79 54.00 -12.21 30.17 32.70 12.29 34.26 0.89 104 97 Average	Blank

Mode	18	
	Harmonic	
	U-NII-2A_5.25-5.35_802.11a_CH52_5260MHz	
ANT	8+9	
Pol.	Horizontal	Vertical
Peak Avg	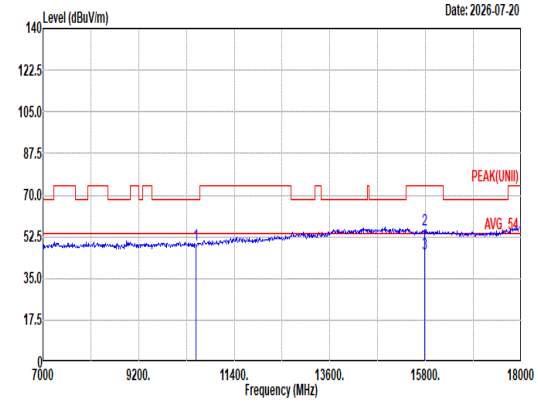 Site : 03CH22-HY Condition: PEAK(UNII) 3m DRH18-E_LE2C04A18EN_260520 HORIZONTAL Freq Level Limit Line Margin Read Level Ant Factor Cable Loss Preamp Factor Aux Factor APos TPos Remark MHz dBuV/m dBuV/m dB dBuV dB/m dB dB dB cm deg 1 10520.00 49.30 68.20 -18.90 33.04 37.50 16.97 39.50 1.29 -- -- Peak 2 15780.00 55.24 74.00 -18.76 35.55 41.80 20.92 44.99 1.96 -- -- Peak 3 15780.00 45.27 54.00 -8.73 25.58 41.80 20.92 44.99 1.96 -- -- Average	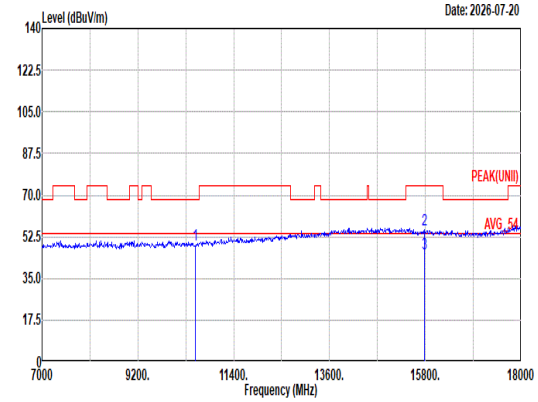 Site : 03CH22-HY Condition: PEAK(UNII) 3m DRH18-E_LE2C04A18EN_260520 VERTICAL Freq Level Limit Line Margin Read Level Ant Factor Cable Loss Preamp Factor Aux Factor APos TPos Remark MHz dBuV/m dBuV/m dB dBuV dB/m dB dB dB cm deg 1 10520.00 49.07 68.20 -19.13 32.81 37.50 16.97 39.50 1.29 -- -- Peak 2 15780.00 55.58 74.00 -18.42 35.89 41.80 20.92 44.99 1.96 -- -- Peak 3 15780.00 45.61 54.00 -8.39 25.92 41.80 20.92 44.99 1.96 -- -- Average

Mode	18	
	Harmonic	
	U-NII-2A_5.25-5.35_802.11a_CH52_5260MHz	
ANT	8+9	
Pol.	Horizontal	Vertical
10.6G ~18G Avg	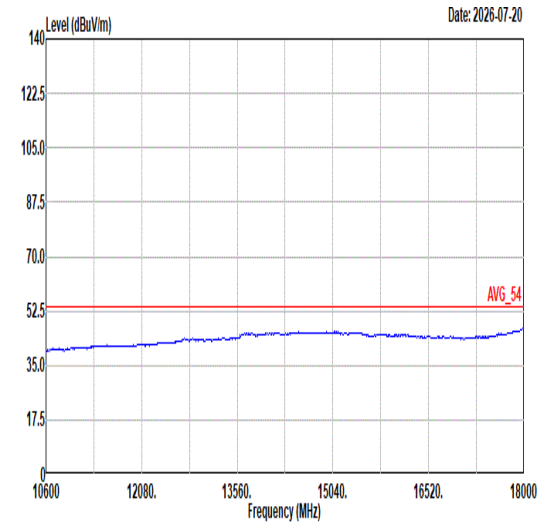 Site : 03CH22-HY Condition: AVG_54 3m DRH18-E_LE2C04A18EN_260520 HORIZONTAL	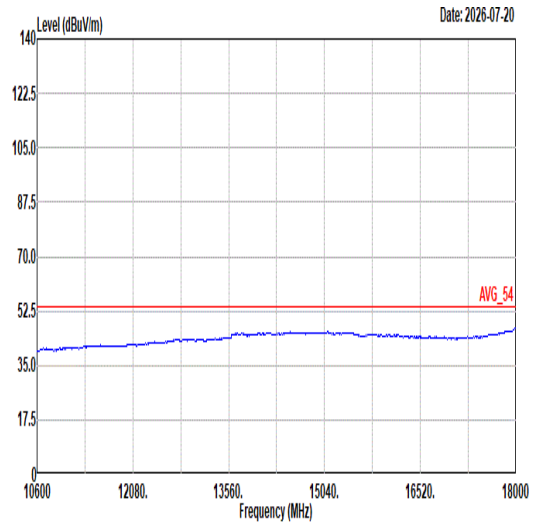 Site : 03CH22-HY Condition: AVG_54 3m DRH18-E_LE2C04A18EN_260520 VERTICAL

Mode	19	
	Harmonic	
	U-NII-2A_5.25-5.35_802.11a_CH60_5300MHz	
ANT	8+9	
Pol.	Horizontal	Vertical
Peak Avg	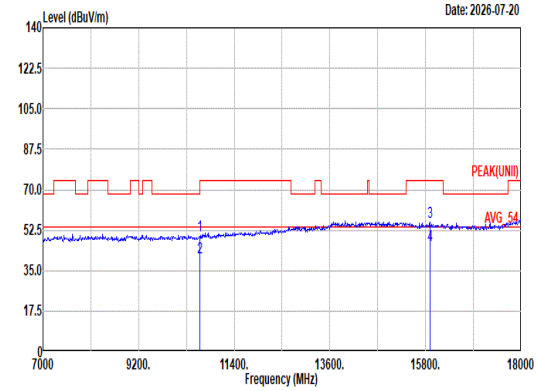 Site : 03CH22-HY Condition: PEAK(UNII) 3m DRH18-E_LE2C04A18EN_260520 HORIZONTAL Freq Level Limit Line Margin Read Level Ant Factor Cable Loss Preamp Factor Aux Factor APos TPos Remark 1 10600.00 50.41 74.00 -23.59 34.12 37.50 17.04 39.55 1.30 -- -- Peak 2 10600.00 40.45 54.00 -13.55 24.16 37.50 17.04 39.55 1.30 -- -- Average 3 15900.00 55.81 74.00 -18.19 36.39 41.60 21.01 45.18 1.99 -- -- Peak 4 15900.00 45.88 54.00 -8.12 26.46 41.60 21.01 45.18 1.99 -- -- Average	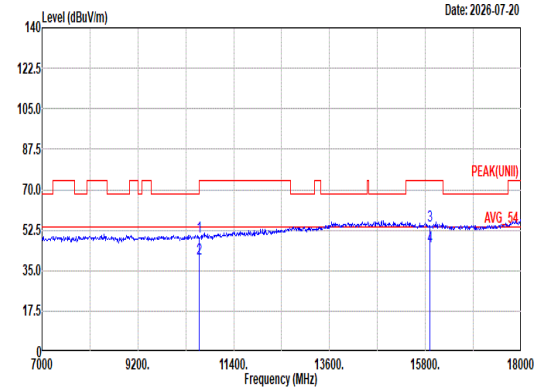 Site : 03CH22-HY Condition: PEAK(UNII) 3m DRH18-E_LE2C04A18EN_260520 VERTICAL Freq Level Limit Line Margin Read Level Ant Factor Cable Loss Preamp Factor Aux Factor APos TPos Remark 1 10600.00 49.77 74.00 -24.23 33.48 37.50 17.04 39.55 1.30 -- -- Peak 2 10600.00 40.16 54.00 -13.84 23.87 37.50 17.04 39.55 1.30 -- -- Average 3 15900.00 54.61 74.00 -19.39 35.19 41.60 21.01 45.18 1.99 -- -- Peak 4 15900.00 45.26 54.00 -8.74 25.84 41.60 21.01 45.18 1.99 -- -- Average

Mode	19	
	Harmonic	
	U-NII-2A_5.25-5.35_802.11a_CH60_5300MHz	
ANT	8+9	
Pol.	Horizontal	Vertical
10.6G ~18G Avg	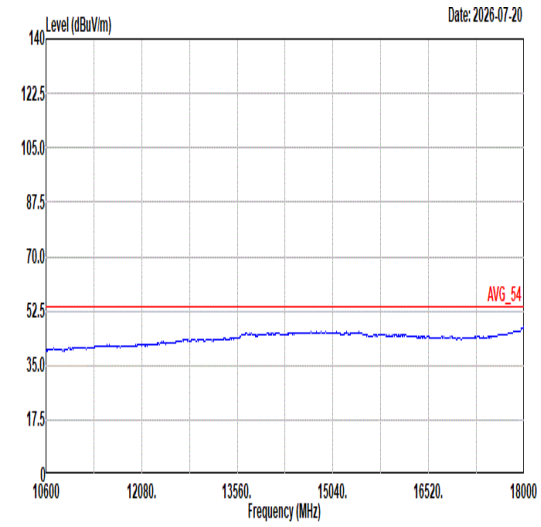	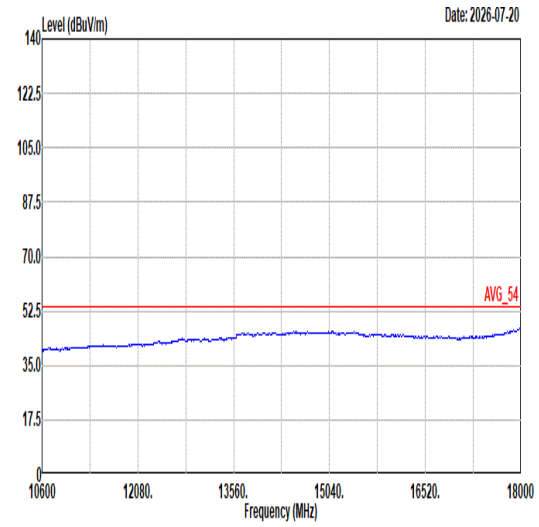

Mode	20	
	Band Edge	
	U-NII-2A_5.25-5.35_802.11a_CH64_5320MHz	
ANT	8+9	
Pol.	Horizontal	Fundamental
Peak	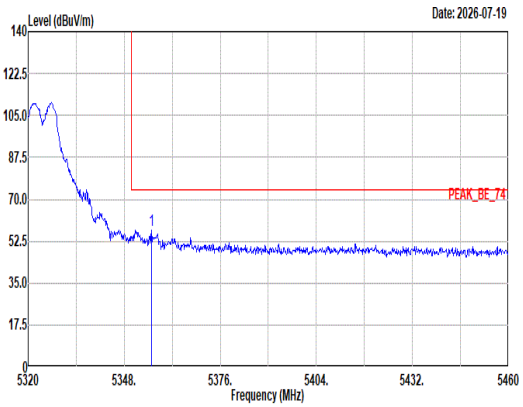 Site : 03CH22-HY Condition: PEAK_BE_74 3m DRH18-E_LE2C04A18EN_260520 HORIZONTAL : RBW:1000.000kHz VBW:3000.000kHz SWT:Auto Freq Level Limit Line Margin Read Level Ant Factor Cable Loss Preamp Factor Aux Factor APos TPos Remark MHz dBuV/m dBuV/m dB dBuV dB/m dB dB dB cm deg 1 5355.98 57.32 74.00 -16.68 45.92 32.44 12.23 34.17 0.90 100 10 Peak	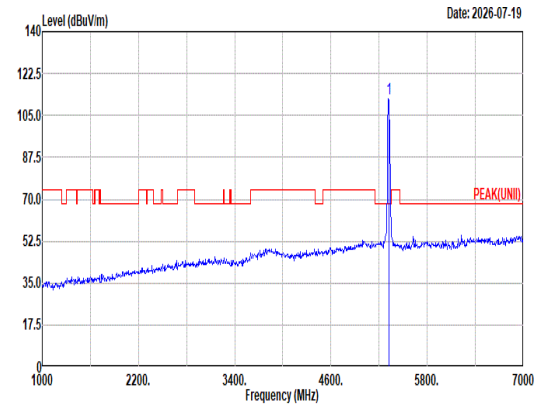 Site : 03CH22-HY Condition: PEAK(UNII) 3m DRH18-E_LE2C04A18EN_260520 HORIZONTAL : RBW:1000.000kHz VBW:3000.000kHz SWT:Auto Freq Level Limit Line Margin Read Level Ant Factor Cable Loss Preamp Factor Aux Factor APos TPos Remark MHz dBuV/m dBuV/m dB dBuV dB/m dB dB dB cm deg 1 5320.00 111.82 ------ ------ 100.27 32.54 12.19 34.09 0.91 100 10 Peak
Avg	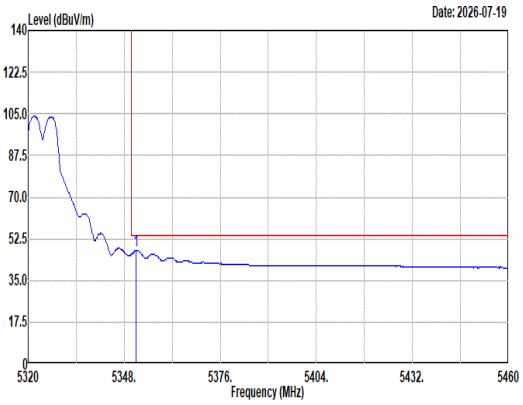 Site : 03CH22-HY Condition: AVG_BE_54 3m DRH18-E_LE2C04A18EN_260520 HORIZONTAL : RBW:1000.000kHz VBW:0.010kHz SWT:Auto Freq Level Limit Line Margin Read Level Ant Factor Cable Loss Preamp Factor Aux Factor APos TPos Remark MHz dBuV/m dBuV/m dB dBuV dB/m dB dB dB cm deg 1 5351.36 47.43 54.00 -6.57 36.05 32.41 12.23 34.16 0.90 100 10 Average	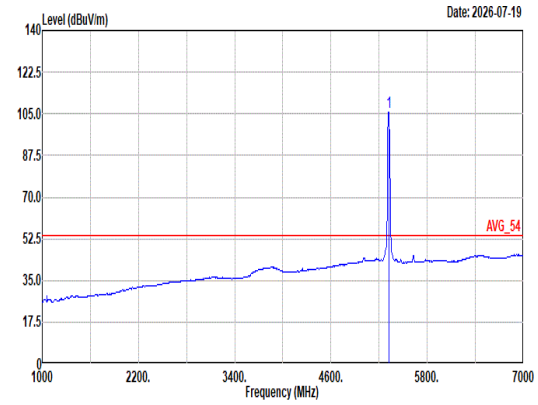 Site : 03CH22-HY Condition: AVG_54 3m DRH18-E_LE2C04A18EN_260520 HORIZONTAL : RBW:1000.000kHz VBW:0.010kHz SWT:Auto Freq Level Limit Line Margin Read Level Ant Factor Cable Loss Preamp Factor Aux Factor APos TPos Remark MHz dBuV/m dBuV/m dB dBuV dB/m dB dB dB cm deg 1 5320.00 105.78 ------ ------ 94.23 32.54 12.19 34.09 0.91 100 10 Average

Mode	20	
	Band Edge	
	U-NII-2A_5.25-5.35_802.11a_CH64_5320MHz	
ANT	8+9	
Pol.	Vertical	Fundamental
Peak	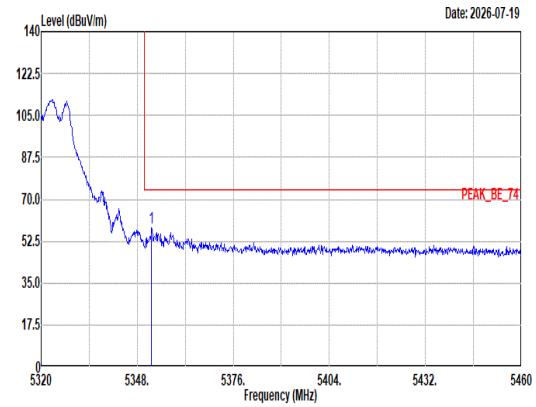 Site : 03CH22-HY Condition: PEAK_BE_74 3m DRH18-E_LE2C04A18EN_260520 VERTICAL : RBW:1000.000kHz VBW:3000.000kHz SWT:Auto Freq Level Limit Line Margin Read Level Ant Factor Cable Loss Preamp Factor Aux Factor APos TPos Remark MHz dBuV/m dBuV/m dB dBuV dB/m dB dB dB cm deg 1 5352.20 58.04 74.00 -15.96 46.66 32.41 12.23 34.16 0.90 100 103 Peak	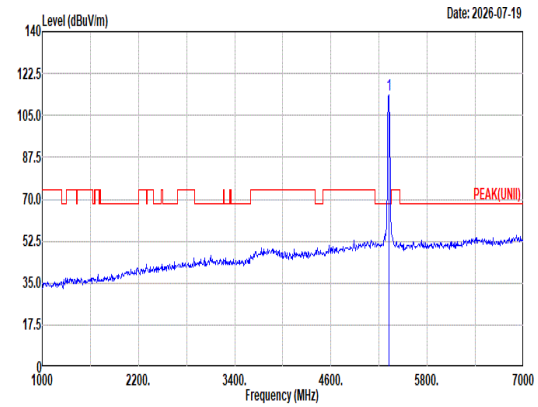 Site : 03CH22-HY Condition: PEAK(UNII) 3m DRH18-E_LE2C04A18EN_260520 VERTICAL : RBW:1000.000kHz VBW:3000.000kHz SWT:Auto Freq Level Limit Line Margin Read Level Ant Factor Cable Loss Preamp Factor Aux Factor APos TPos Remark MHz dBuV/m dBuV/m dB dBuV dB/m dB dB dB cm deg 1 5320.00 113.32 ------ ------ 101.79 32.52 12.20 34.10 0.91 100 103 Peak
Avg	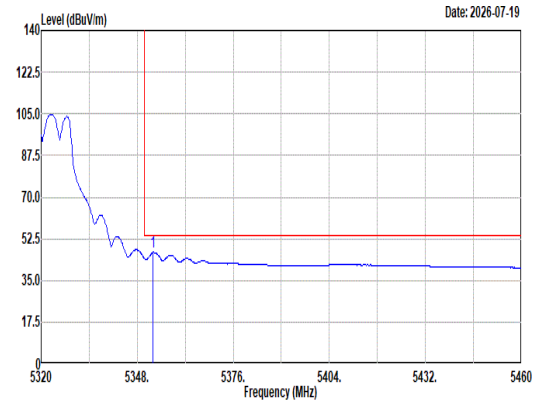 Site : 03CH22-HY Condition: AVG_BE_54 3m DRH18-E_LE2C04A18EN_260520 VERTICAL : RBW:1000.000kHz VBW:0.010kHz SWT:Auto Freq Level Limit Line Margin Read Level Ant Factor Cable Loss Preamp Factor Aux Factor APos TPos Remark MHz dBuV/m dBuV/m dB dBuV dB/m dB dB dB cm deg 1 5352.62 46.86 54.00 -7.14 35.47 32.42 12.23 34.16 0.90 100 103 Average	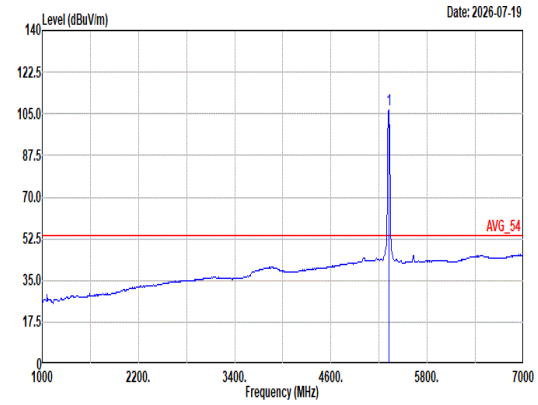 Site : 03CH22-HY Condition: AVG_54 3m DRH18-E_LE2C04A18EN_260520 VERTICAL : RBW:1000.000kHz VBW:0.010kHz SWT:Auto Freq Level Limit Line Margin Read Level Ant Factor Cable Loss Preamp Factor Aux Factor APos TPos Remark MHz dBuV/m dBuV/m dB dBuV dB/m dB dB dB cm deg 1 5320.00 106.63 ------ ------ 95.10 32.52 12.20 34.10 0.91 100 103 Average

Mode	20	
	Harmonic	
	U-NII-2A_5.25-5.35_802.11a_CH64_5320MHz	
ANT	8+9	
Pol.	Horizontal	Vertical
Peak Avg	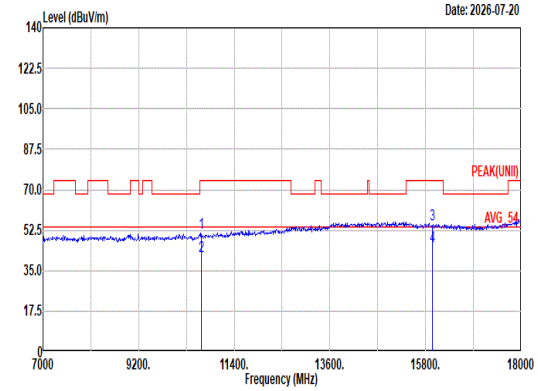 Site : 03CH22-HY Condition: PEAK(UNII) 3m DRH18-E_LE2C04A18EN_260520 HORIZONTAL 1 10640.00 51.22 74.00 -22.78 34.75 37.66 17.08 39.57 1.30 -- -- Peak 2 10640.00 41.23 54.00 -12.77 24.76 37.66 17.08 39.57 1.30 -- -- Average 3 15960.00 55.20 74.00 -18.80 35.95 41.46 21.06 45.28 2.01 -- -- Peak 4 15960.00 45.19 54.00 -8.81 25.94 41.46 21.06 45.28 2.01 -- -- Average	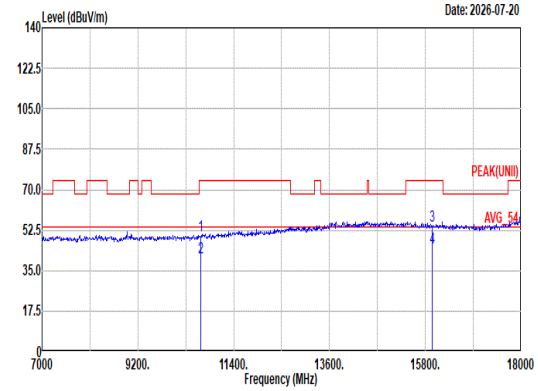 Site : 03CH22-HY Condition: PEAK(UNII) 3m DRH18-E_LE2C04A18EN_260520 VERTICAL 1 10640.00 50.29 74.00 -23.71 33.82 37.66 17.08 39.57 1.30 -- -- Peak 2 10640.00 40.49 54.00 -13.51 24.02 37.66 17.08 39.57 1.30 -- -- Average 3 15960.00 54.31 74.00 -19.69 35.06 41.46 21.06 45.28 2.01 -- -- Peak 4 15960.00 44.99 54.00 -9.01 25.74 41.46 21.06 45.28 2.01 -- -- Average

Mode	20	
	Harmonic	
	U-NII-2A_5.25-5.35_802.11a_CH64_5320MHz	
ANT	8+9	
Pol.	Horizontal	Vertical
10.6G ~18G Avg	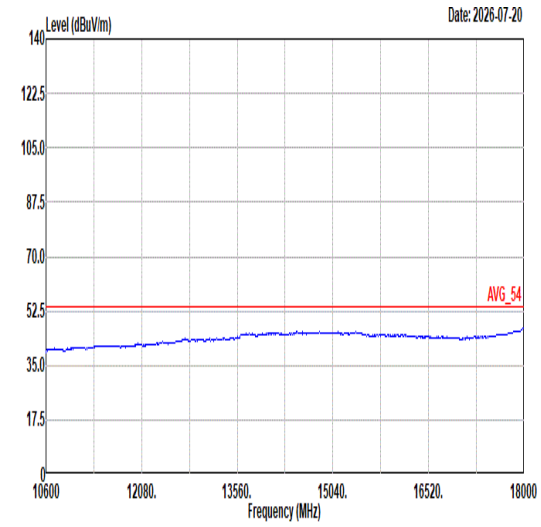 Site : 03CH22-HY Condition: AVG_54 3m DRH18-E_LE2C04A18EN_260520 HORIZONTAL	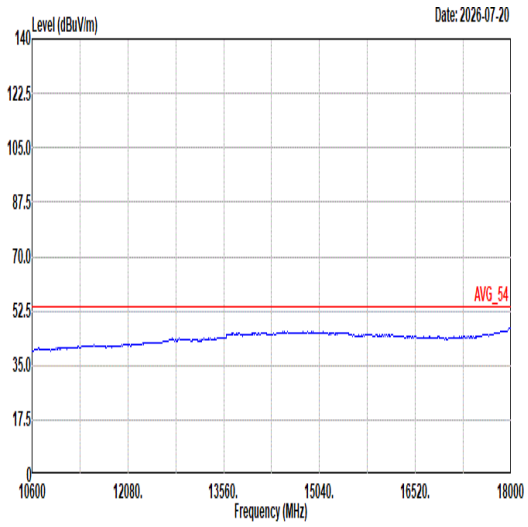 Site : 03CH22-HY Condition: AVG_54 3m DRH18-E_LE2C04A18EN_260520 VERTICAL

Mode	21	
	Band Edge - L	
	U-NII-2A_5.25-5.35_802.11be EHT20_CH52_Full RU_5260MHz	
ANT	8+9	
Pol.	Horizontal	Fundamental
Peak	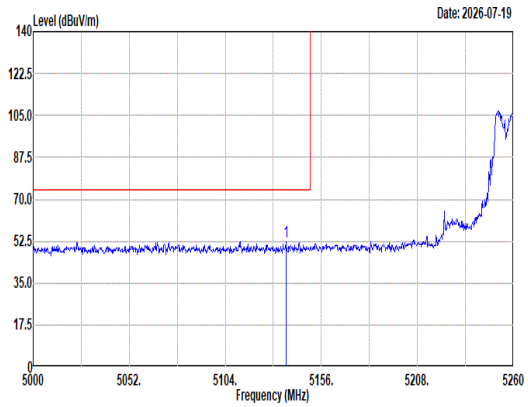 Site : 03CH22-HY Condition: PEAK_BE_74 3m DRH18-E_LE2C04A18EN_260520 HORIZONTAL : RBW:1000.000kHz VBW:3000.000kHz SWT:Auto 1 5136.76 52.53 74.00 -21.47 40.64 32.70 11.97 33.78 1.00 188 0 Peak	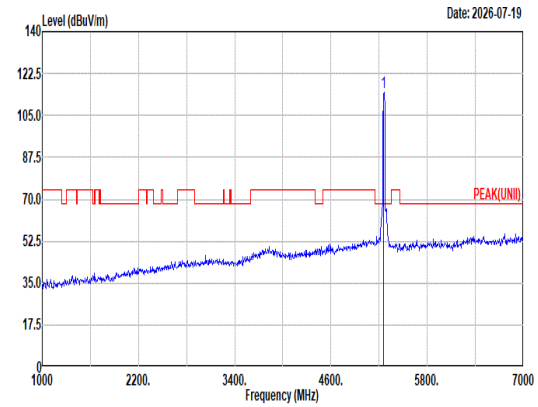 Site : 03CH22-HY Condition: PEAK(UNII) 3m DRH18-E_LE2C04A18EN_260520 HORIZONTAL : RBW:1000.000kHz VBW:3000.000kHz SWT:Auto 1 5260.00 114.79 ------ ------ 103.14 32.60 12.14 34.01 0.92 188 0 Peak
Avg	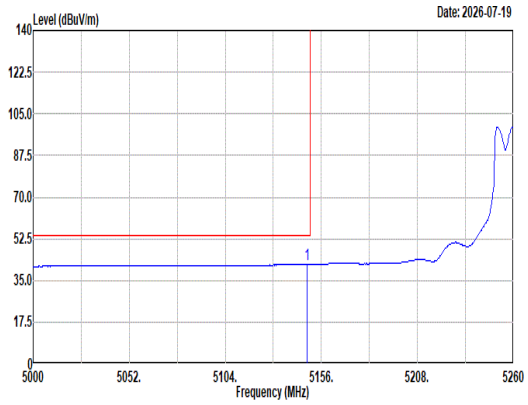 Site : 03CH22-HY Condition: AVG_BE_54 3m DRH18-E_LE2C04A18EN_260520 HORIZONTAL : RBW:1000.000kHz VBW:0.010kHz SWT:Auto 1 5148.20 41.79 54.00 -12.21 29.92 32.70 11.98 33.80 0.99 188 0 Average	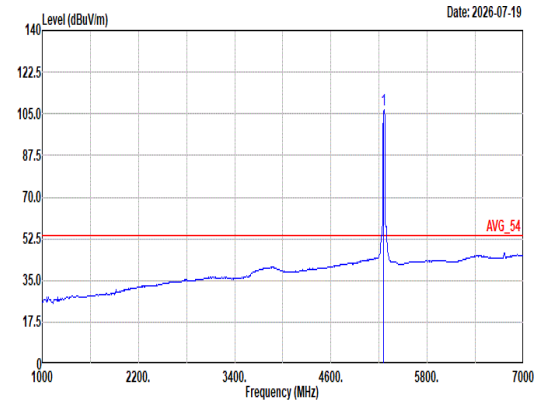 Site : 03CH22-HY Condition: AVG_54 3m DRH18-E_LE2C04A18EN_260520 HORIZONTAL : RBW:1000.000kHz VBW:0.010kHz SWT:Auto 1 5260.00 106.91 ------ ------ 95.26 32.60 12.14 34.01 0.92 188 0 Average

Mode	21	
	Band Edge - R	
	U-NII-2A_5.25-5.35_802.11be EHT20_CH52_Full RU_5260MHz	
ANT	8+9	
Pol.	Horizontal	Fundamental
Peak	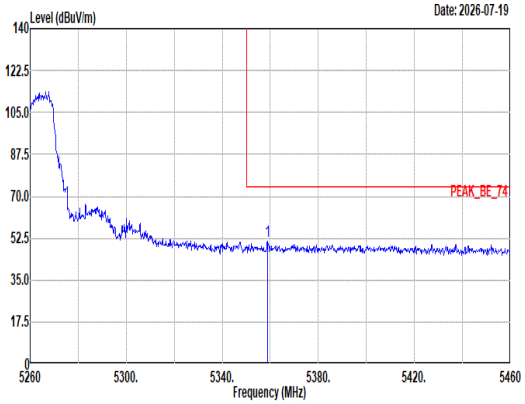 Site : 03CH22-HY Condition: PEAK_BE_74 3m DRH18-E_LE2C04A18EN_260520 HORIZONTAL : RBW:1000.000kHz VBW:3000.000kHz SWT:Auto Limit Read Ant Cable Preamp Aux APos TPos Freq Level Line Margin Level Factor Loss Factor Factor Remark MHz dBuV/m dBuV/m dB dBuV dB/m dB dB dB cm deg 1 5358.80 51.02 74.00 -22.98 39.60 32.45 12.24 34.17 0.90 188 0 Peak	Blank
Avg	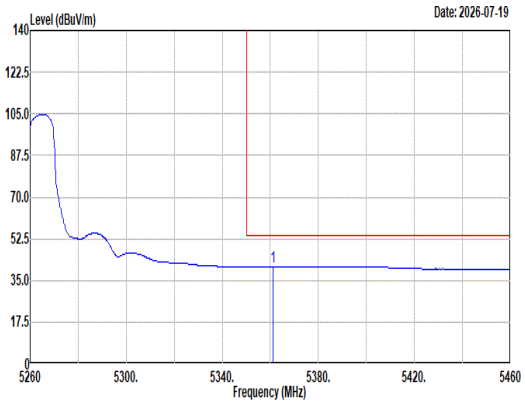 Site : 03CH22-HY Condition: AVG_BE_54 3m DRH18-E_LE2C04A18EN_260520 HORIZONTAL : RBW:1000.000kHz VBW:0.010kHz SWT:Auto Limit Read Ant Cable Preamp Aux APos TPos Freq Level Line Margin Level Factor Loss Factor Factor Remark MHz dBuV/m dBuV/m dB dBuV dB/m dB dB dB cm deg 1 5361.00 40.78 54.00 -13.22 29.35 32.47 12.24 34.18 0.90 188 0 Average	Blank

Mode	21	
	Band Edge - L	
	U-NII-2A_5.25-5.35_802.11be EHT20_CH52_Full RU_5260MHz	
ANT	8+9	
Pol.	Vertical	Fundamental
Peak	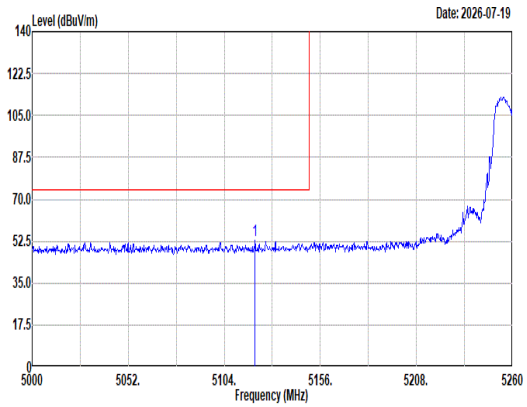 Site : 03CH22-HY Condition: PEAK_BE_74 3m DRH18-E_LE2C04A18EN_260520 VERTICAL : RBW:1000.000kHz VBW:3000.000kHz SWT:Auto 1 5120.64 52.57 74.00 -21.43 40.66 32.70 11.94 33.75 1.02 100 97 Peak	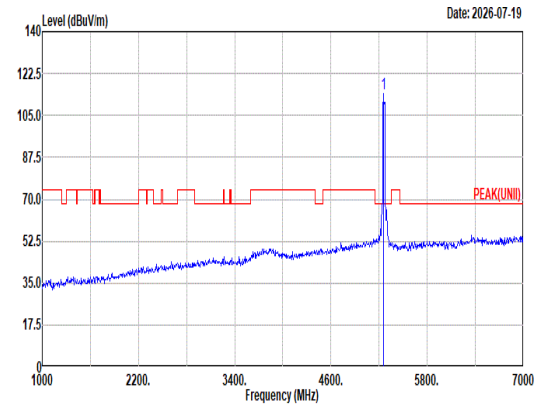 Site : 03CH22-HY Condition: PEAK(UNII) 3m DRH18-E_LE2C04A18EN_260520 VERTICAL : RBW:1000.000kHz VBW:3000.000kHz SWT:Auto 1 5260.00 114.31 ------ ------ 102.65 32.60 12.13 33.99 0.92 100 97 Peak
Avg	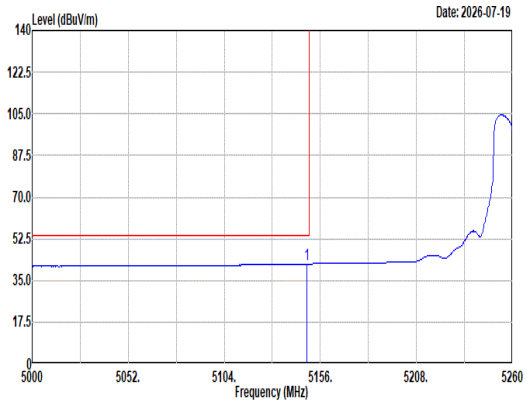 Site : 03CH22-HY Condition: AVG_BE_54 3m DRH18-E_LE2C04A18EN_260520 VERTICAL : RBW:1000.000kHz VBW:0.010kHz SWT:Auto 1 5148.72 41.97 54.00 -12.03 30.09 32.70 11.99 33.80 0.99 100 97 Average	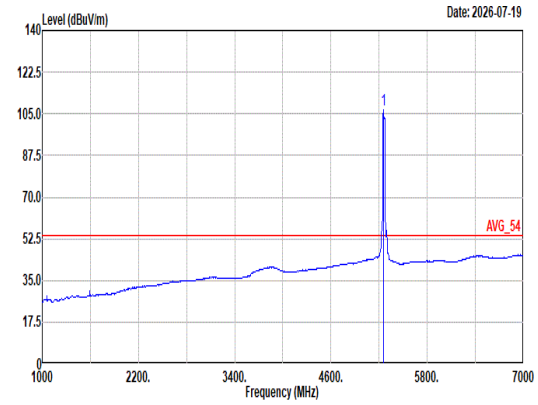 Site : 03CH22-HY Condition: AVG_54 3m DRH18-E_LE2C04A18EN_260520 VERTICAL : RBW:1000.000kHz VBW:0.010kHz SWT:Auto 1 5260.00 106.55 ------ ------ 94.89 32.60 12.13 33.99 0.92 100 97 Average

Mode	21	
	Band Edge - R	
	U-NII-2A_5.25-5.35_802.11be EHT20_CH52_Full RU_5260MHz	
ANT	8+9	
Pol.	Vertical	Fundamental
Peak	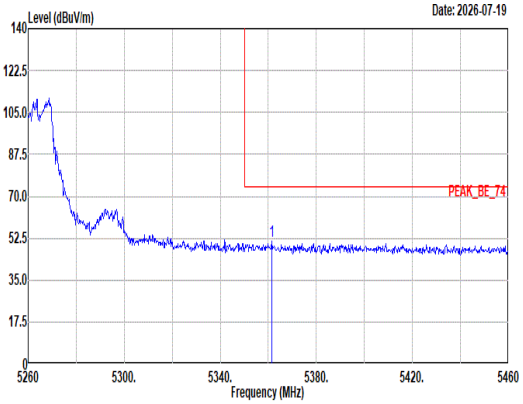 Site : 03CH22-HY Condition: PEAK_BE_74 3m DRH18-E_LE2C04A18EN_260520 VERTICAL : RBW:1000.000kHz VBW:3000.000kHz SWT:Auto Limit Read Ant Cable Preamp Aux APos TPos Freq Level Line Margin Level Factor Loss Factor Factor Remark MHz dBuV/m dBuV/m dB dBuV dB/m dB dB dB cm deg 1 5361.40 51.17 74.00 -22.83 39.74 32.47 12.24 34.18 0.90 100 97 Peak	Blank
Avg	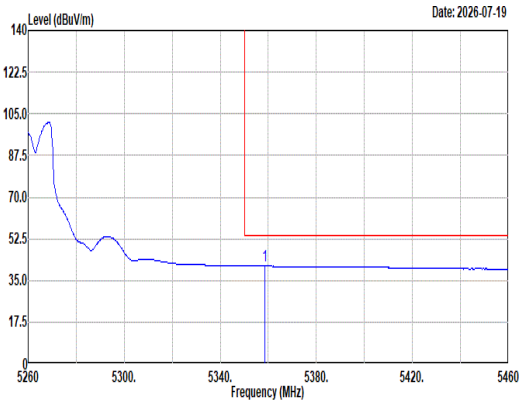 Site : 03CH22-HY Condition: AVG_BE_54 3m DRH18-E_LE2C04A18EN_260520 VERTICAL : RBW:1000.000kHz VBW:0.010kHz SWT:Auto Limit Read Ant Cable Preamp Aux APos TPos Freq Level Line Margin Level Factor Loss Factor Factor Remark MHz dBuV/m dBuV/m dB dBuV dB/m dB dB dB cm deg 1 5358.40 41.15 54.00 -12.85 29.73 32.45 12.24 34.17 0.90 100 97 Average	Blank