Mode	21	
	Harmonic	
	U-NII-2A_5.25-5.35_802.11be EHT20_CH52_Full RU_5260MHz	
ANT	8+9	
Pol.	Horizontal	Vertical
Peak Avg	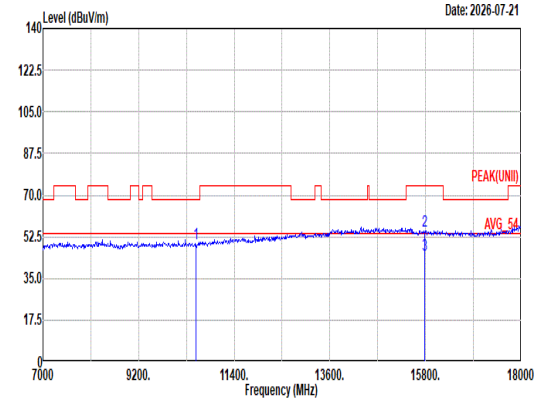 Site : 03CH22-HY Condition: PEAK(UNII) 3m DRH18-E_LE2C04A18EN_260520 HORIZONTAL Freq Level Limit Line Margin Read Level Ant Factor Cable Loss Preamp Factor Aux Factor APos TPos Remark MHz dBuV/m dBuV/m dB dBuV dB/m dB dB dB cm deg 1 10520.00 49.49 68.20 -18.71 33.23 37.50 16.97 39.50 1.29 -- -- Peak 2 15780.00 54.88 74.00 -19.12 35.19 41.80 20.92 44.99 1.96 -- -- Peak 3 15780.00 44.83 54.00 -9.17 25.14 41.80 20.92 44.99 1.96 -- -- Average	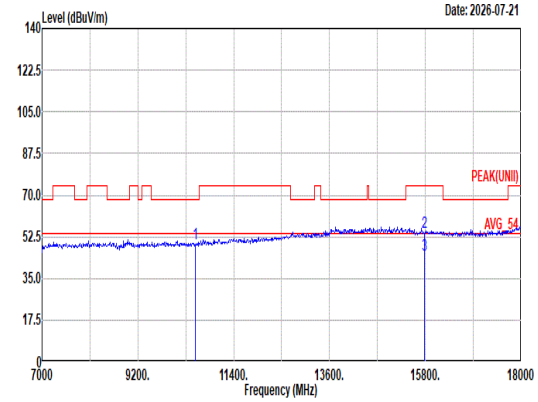 Site : 03CH22-HY Condition: PEAK(UNII) 3m DRH18-E_LE2C04A18EN_260520 VERTICAL Freq Level Limit Line Margin Read Level Ant Factor Cable Loss Preamp Factor Aux Factor APos TPos Remark MHz dBuV/m dBuV/m dB dBuV dB/m dB dB dB cm deg 1 10520.00 49.49 68.20 -18.71 33.23 37.50 16.97 39.50 1.29 -- -- Peak 2 15780.00 54.57 74.00 -19.43 34.88 41.80 20.92 44.99 1.96 -- -- Peak 3 15780.00 44.86 54.00 -9.14 25.17 41.80 20.92 44.99 1.96 -- -- Average

Mode	21	
	Harmonic	
	U-NII-2A_5.25-5.35_802.11be EHT20_CH52_Full RU_5260MHz	
ANT	8+9	
Pol.	Horizontal	Vertical
10.6G ~18G Avg	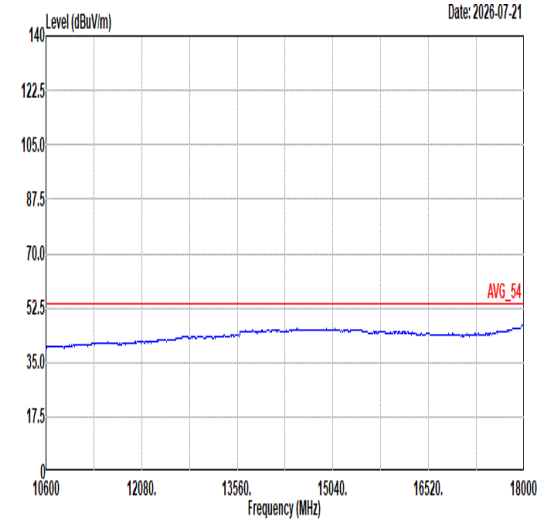 Site : 03CH22-HY Condition: AVG_54 3m DRH18-E_LE2C04A18EN_260520 HORIZONTAL	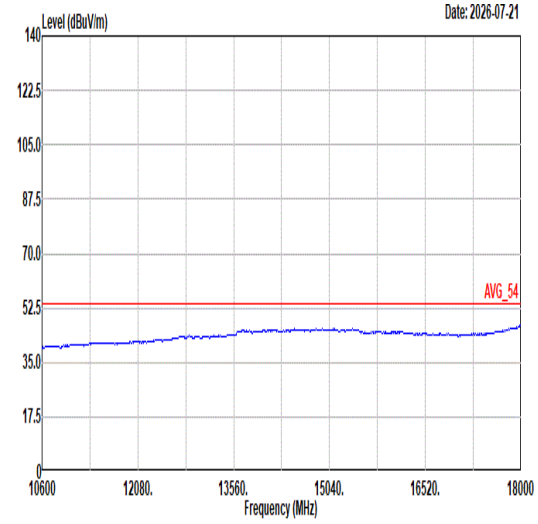 Site : 03CH22-HY Condition: AVG_54 3m DRH18-E_LE2C04A18EN_260520 VERTICAL

Mode	22	
	Harmonic	
	U-NII-2A_5.25-5.35_802.11be EHT20_CH60_Full RU_5300MHz	
ANT	8+9	
Pol.	Horizontal	Vertical
Peak Avg	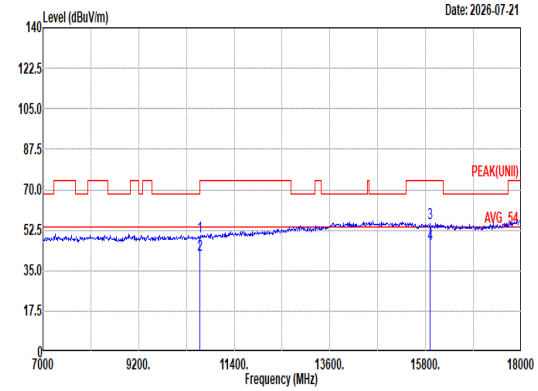 Site : 03CH22-HY Condition: PEAK(UNII) 3m DRH18-E_LE2C04A18EN_260520 HORIZONTAL Freq Level Limit Line Margin Read Level Ant Factor Cable Loss Preamp Factor Aux Factor APos TPos Remark MHz dBuV/m dBuV/m dB dBuV dB/m dB dB dB cm deg 1 10600.00 49.81 74.00 -24.19 33.52 37.50 17.04 39.55 1.30 -- -- Peak 2 10600.00 41.92 54.00 -12.08 25.63 37.50 17.04 39.55 1.30 -- -- Average 3 15900.00 55.49 74.00 -18.51 36.07 41.60 21.01 45.18 1.99 -- -- Peak 4 15900.00 46.43 54.00 -7.57 27.01 41.60 21.01 45.18 1.99 -- -- Average	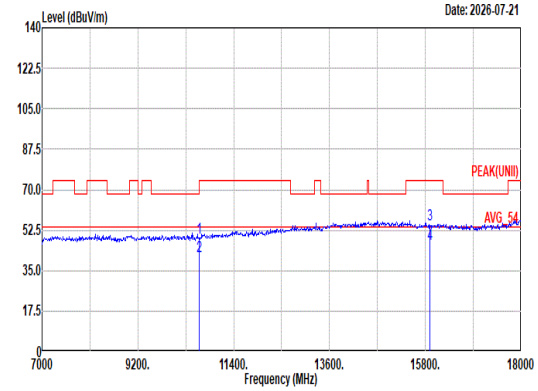 Site : 03CH22-HY Condition: PEAK(UNII) 3m DRH18-E_LE2C04A18EN_260520 VERTICAL Freq Level Limit Line Margin Read Level Ant Factor Cable Loss Preamp Factor Aux Factor APos TPos Remark MHz dBuV/m dBuV/m dB dBuV dB/m dB dB dB cm deg 1 10600.00 49.36 74.00 -24.64 33.07 37.50 17.04 39.55 1.30 -- -- Peak 2 10600.00 41.35 54.00 -12.65 25.06 37.50 17.04 39.55 1.30 -- -- Average 3 15900.00 54.86 74.00 -19.14 35.44 41.60 21.01 45.18 1.99 -- -- Peak 4 15900.00 46.42 54.00 -7.58 27.00 41.60 21.01 45.18 1.99 -- -- Average

Mode	22	
	Harmonic	
	U-NII-2A_5.25-5.35_802.11be EHT20_CH60_Full RU_5300MHz	
ANT	8+9	
Pol.	Horizontal	Vertical
10.6G ~18G Avg	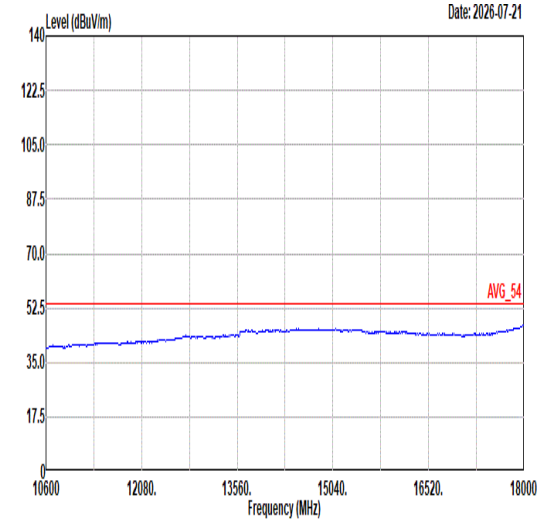 Site : 03CH22-HY Condition: AVG_54 3m DRH18-E_LE2C04A18EN_260520 HORIZONTAL	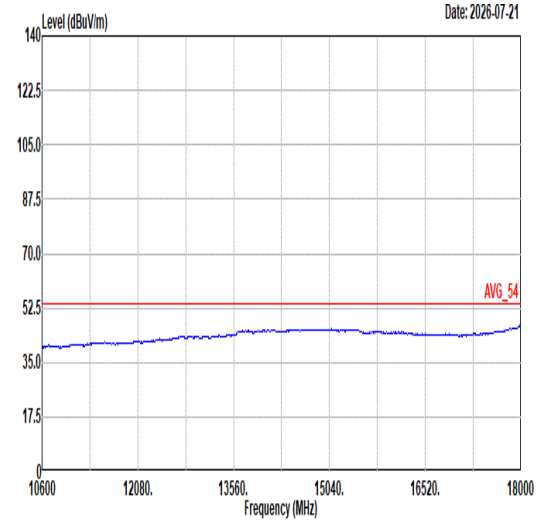 Site : 03CH22-HY Condition: AVG_54 3m DRH18-E_LE2C04A18EN_260520 VERTICAL

Mode	23	
	Band Edge	
	U-NII-2A_5.25-5.35_802.11be EHT20_CH64_Full RU_5320MHz	
ANT	8+9	
Pol.	Horizontal	Fundamental
Peak	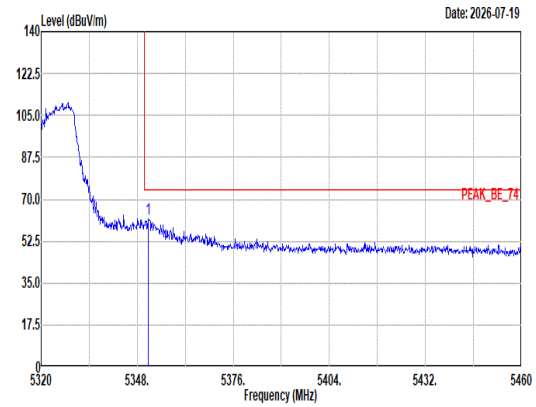 Site : 03CH22-HY Condition: PEAK_BE_74 3m DRH18-E_LE2C04A18EN_260520 HORIZONTAL : RBW:1000.000kHz VBW:3000.000kHz SWT:Auto 1 5351.22 61.86 74.00 -12.14 50.48 32.41 12.23 34.16 0.90 200 20 Peak	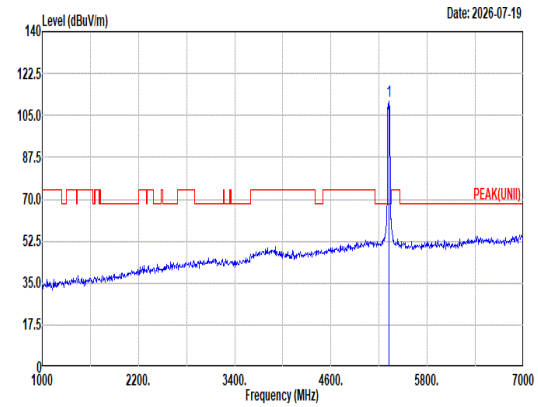 Site : 03CH22-HY Condition: PEAK(UNII) 3m DRH18-E_LE2C04A18EN_260520 HORIZONTAL : RBW:1000.000kHz VBW:3000.000kHz SWT:Auto 1 5320.00 111.20 ------ ------ 99.71 32.50 12.20 34.11 0.90 200 20 Peak
Avg	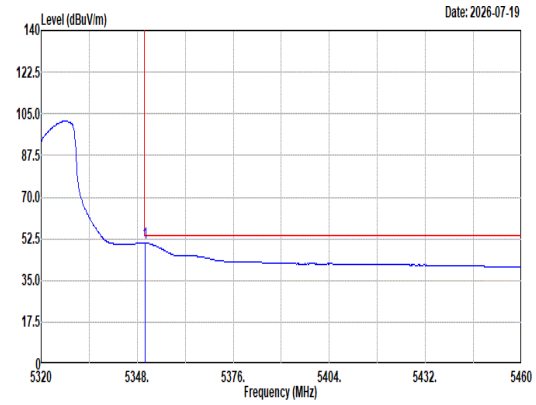 Site : 03CH22-HY Condition: AVG_BE_54 3m DRH18-E_LE2C04A18EN_260520 HORIZONTAL : RBW:1000.000kHz VBW:0.010kHz SWT:Auto 1 5350.24 50.67 54.00 -3.33 39.30 32.40 12.23 34.16 0.90 200 20 Average	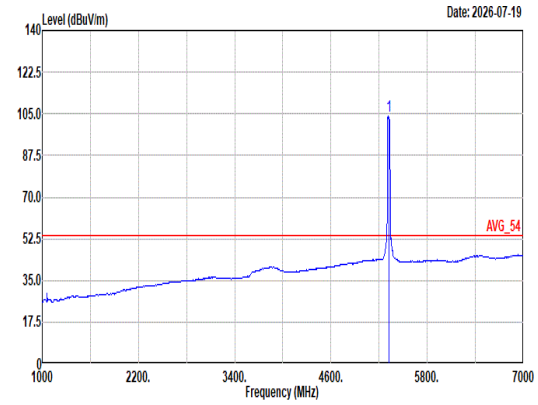 Site : 03CH22-HY Condition: AVG_54 3m DRH18-E_LE2C04A18EN_260520 HORIZONTAL : RBW:1000.000kHz VBW:0.010kHz SWT:Auto 1 5320.00 104.01 ------ ------ 92.46 32.54 12.19 34.09 0.91 200 20 Average

Mode	23	
	Band Edge	
	U-NII-2A_5.25-5.35_802.11be EHT20_CH64_Full RU_5320MHz	
ANT	8+9	
Pol.	Vertical	Fundamental
Peak	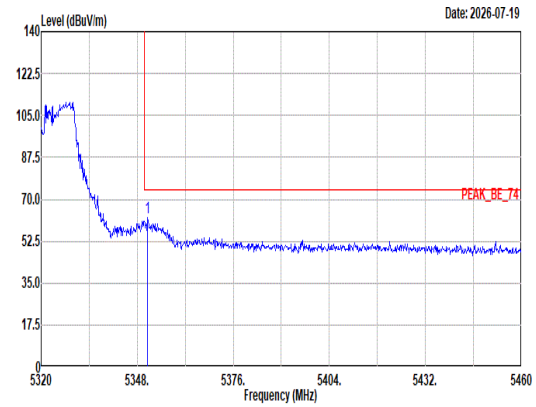 Site : 03CH22-HY Condition: PEAK_BE_74 3m DRH18-E_LE2C04A18EN_260520 VERTICAL : RBW:1000.000kHz VBW:3000.000kHz SWT:Auto 1 5351.08 62.08 74.00 -11.92 50.70 32.41 12.23 34.16 0.90 100 103 Peak	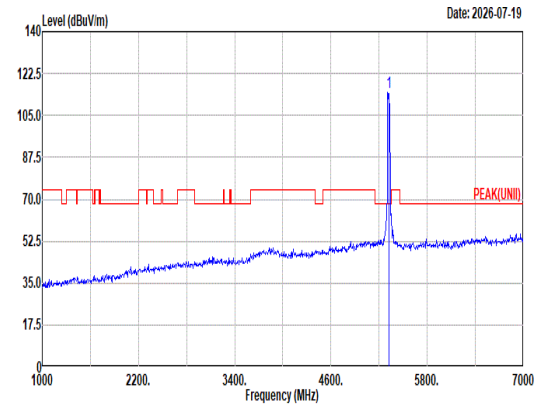 Site : 03CH22-HY Condition: PEAK(UNII) 3m DRH18-E_LE2C04A18EN_260520 VERTICAL : RBW:1000.000kHz VBW:3000.000kHz SWT:Auto 1 5320.00 114.46 ------ ------ 102.88 32.57 12.18 34.08 0.91 100 103 Peak
Avg	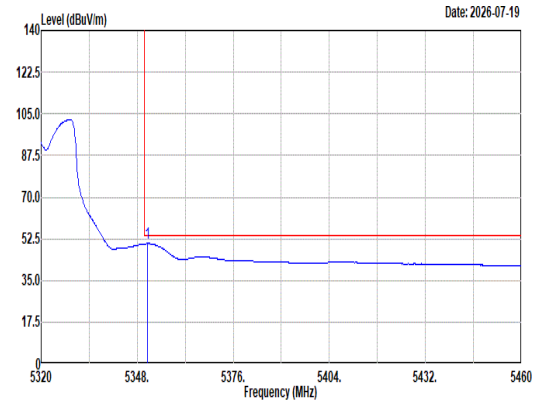 Site : 03CH22-HY Condition: AVG_BE_54 3m DRH18-E_LE2C04A18EN_260520 VERTICAL : RBW:1000.000kHz VBW:0.010kHz SWT:Auto 1 5351.08 50.50 54.00 -3.50 39.12 32.41 12.23 34.16 0.90 100 103 Average	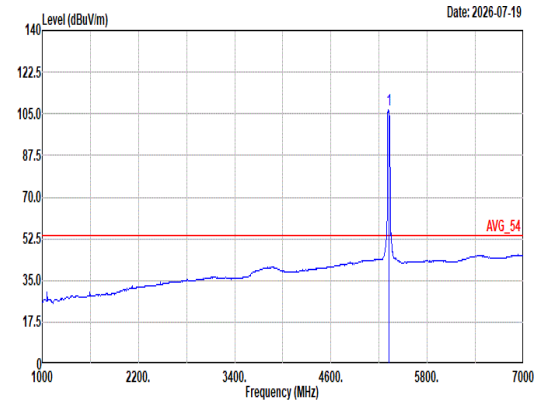 Site : 03CH22-HY Condition: AVG_54 3m DRH18-E_LE2C04A18EN_260520 VERTICAL : RBW:1000.000kHz VBW:0.010kHz SWT:Auto 1 5320.00 106.71 ------ ------ 95.16 32.54 12.19 34.09 0.91 100 103 Average

Mode	23	
	Harmonic	
	U-NII-2A_5.25-5.35_802.11be EHT20_CH64_Full RU_5320MHz	
ANT	8+9	
Pol.	Horizontal	Vertical
Peak Avg	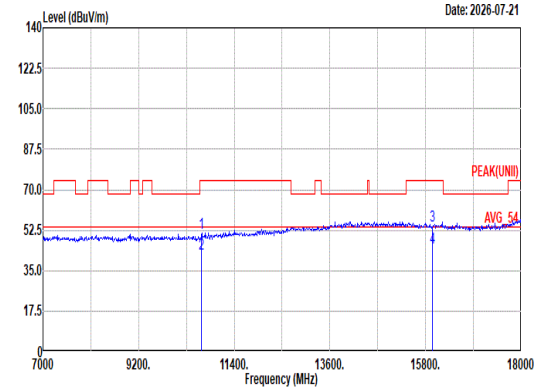 Site : 03CH22-HY Condition: PEAK(UNII) 3m DRH18-E_LE2C04A18EN_260520 HORIZONTAL 1 10640.00 51.19 74.00 -22.81 34.72 37.66 17.08 39.57 1.30 -- -- Peak 2 10640.00 42.32 54.00 -11.68 25.85 37.66 17.08 39.57 1.30 -- -- Average 3 15960.00 54.51 74.00 -19.49 35.26 41.46 21.06 45.28 2.01 -- -- Peak 4 15960.00 44.95 54.00 -9.05 25.70 41.46 21.06 45.28 2.01 -- -- Average	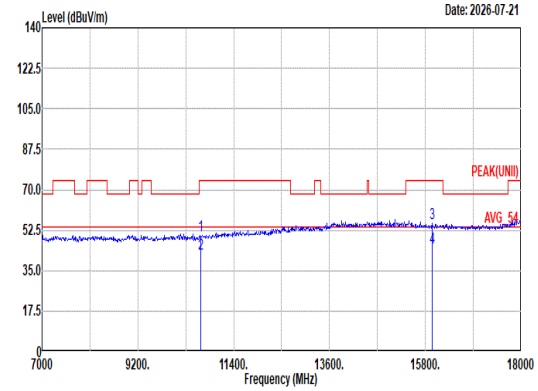 Site : 03CH22-HY Condition: PEAK(UNII) 3m DRH18-E_LE2C04A18EN_260520 VERTICAL 1 10640.00 49.93 74.00 -24.07 33.46 37.66 17.08 39.57 1.30 -- -- Peak 2 10640.00 42.19 54.00 -11.81 25.72 37.66 17.08 39.57 1.30 -- -- Average 3 15960.00 55.25 74.00 -18.75 36.00 41.46 21.06 45.28 2.01 -- -- Peak 4 15960.00 45.10 54.00 -8.90 25.85 41.46 21.06 45.28 2.01 -- -- Average

Mode	23	
	Harmonic	
	U-NII-2A_5.25-5.35_802.11be EHT20_CH64_Full RU_5320MHz	
ANT	8+9	
Pol.	Horizontal	Vertical
10.6G ~18G Avg	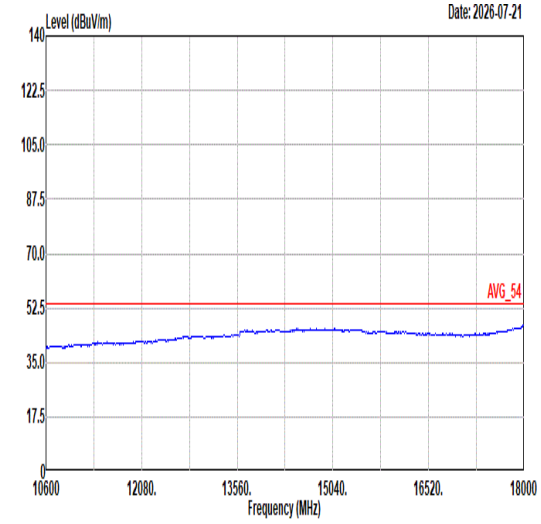 Site : 03CH22-HY Condition: AVG_54 3m DRH18-E_LE2C04A18EN_260520 HORIZONTAL	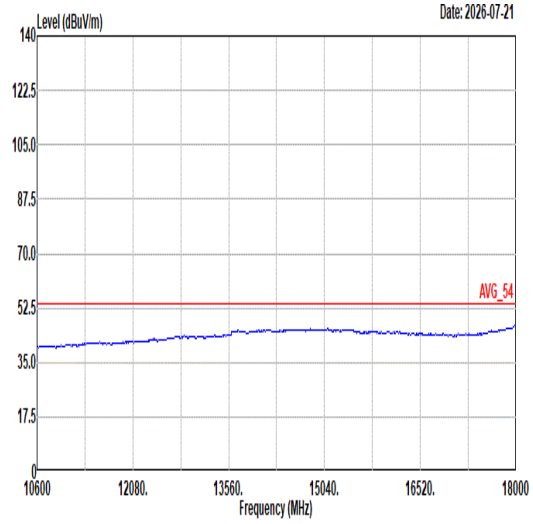 Site : 03CH22-HY Condition: AVG_54 3m DRH18-E_LE2C04A18EN_260520 VERTICAL

Mode	24	
	Band Edge - L	
	U-NII-2A_5.25-5.35_802.11be EHT40_CH54_Full RU_5270MHz	
ANT	8+9	
Pol.	Horizontal	Fundamental
Peak	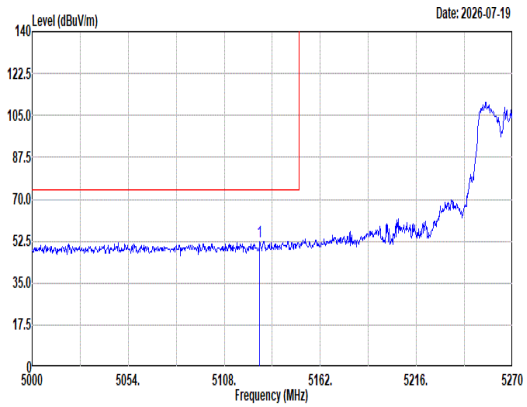 Site : 03CH22-HY Condition: PEAK_BE_74 3m DRH18-E_LE2C04A18EN_260520 HORIZONTAL : RBW:1000.000kHz VBW:3000.000kHz SWT:Auto 1 5127.98 52.39 74.00 -21.61 40.50 32.70 11.95 33.77 1.01 160 360 Peak	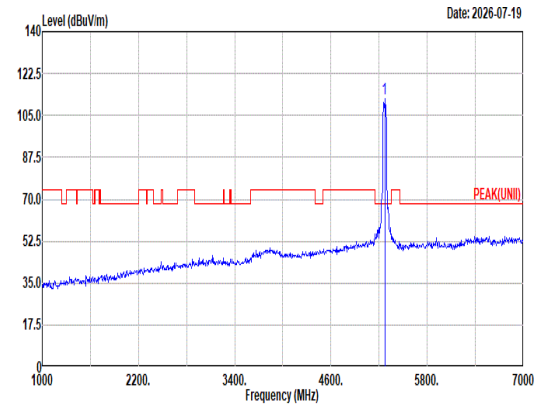 Site : 03CH22-HY Condition: PEAK(UNII) 3m DRH18-E_LE2C04A18EN_260520 HORIZONTAL : RBW:1000.000kHz VBW:3000.000kHz SWT:Auto 1 5270.00 111.78 ------ ------ 100.13 32.60 12.15 34.02 0.92 160 360 Peak
Avg	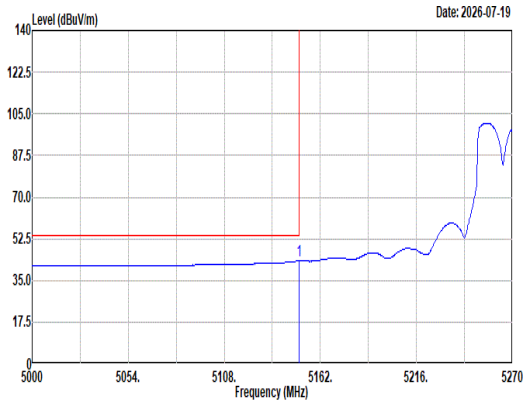 Site : 03CH22-HY Condition: AVG_BE_54 3m DRH18-E_LE2C04A18EN_260520 HORIZONTAL : RBW:1000.000kHz VBW:0.010kHz SWT:Auto 1 5149.85 43.12 54.00 -10.88 31.24 32.70 11.99 33.80 0.99 160 360 Average	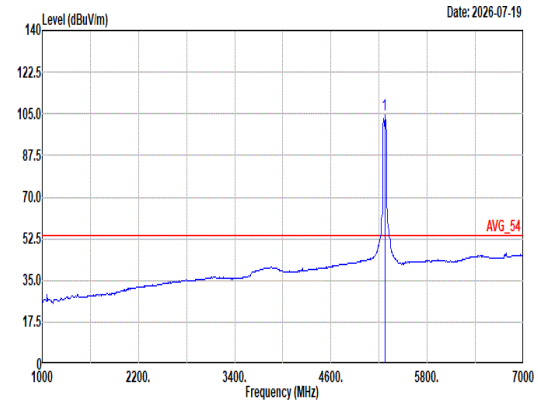 Site : 03CH22-HY Condition: AVG_54 3m DRH18-E_LE2C04A18EN_260520 HORIZONTAL : RBW:1000.000kHz VBW:0.010kHz SWT:Auto 1 5270.00 104.63 ------ ------ 92.98 32.60 12.15 34.02 0.92 160 360 Average

Mode	24	
	Band Edge - R	
	U-NII-2A_5.25-5.35_802.11be EHT40_CH54_Full RU_5270MHz	
ANT	8+9	
Pol.	Horizontal	Fundamental
Peak	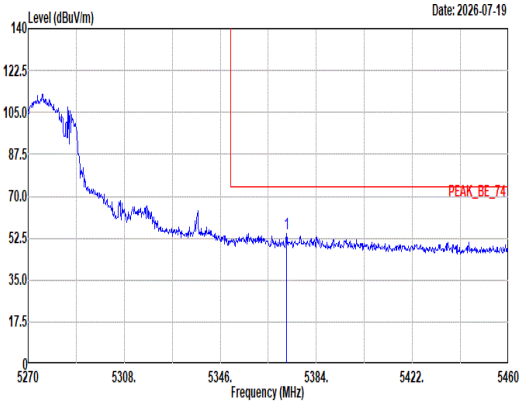 Site : 03CH22-HY Condition: PEAK_BE_74 3m DRH18-E_LE2C04A18EN_260520 HORIZONTAL : RBW:1000.000kHz VBW:3000.000kHz SWT:Auto Limit Read Ant Cable Preamp Aux APos TPos Freq Level Line Margin Level Factor Loss Factor Factor Remark MHz dBuV/m dBuV/m dB dBuV dB/m dB dB dB cm deg 1 5372.22 54.48 74.00 -19.52 43.00 32.53 12.25 34.20 0.90 160 360 Peak	Blank
Avg	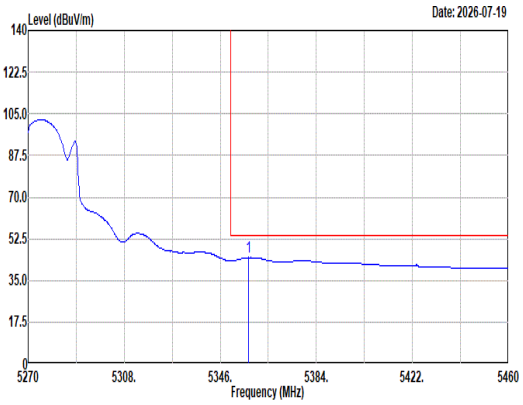 Site : 03CH22-HY Condition: AVG_BE_54 3m DRH18-E_LE2C04A18EN_260520 HORIZONTAL : RBW:1000.000kHz VBW:0.010kHz SWT:Auto Limit Read Ant Cable Preamp Aux APos TPos Freq Level Line Margin Level Factor Loss Factor Factor Remark MHz dBuV/m dBuV/m dB dBuV dB/m dB dB dB cm deg 1 5357.21 44.65 54.00 -9.35 33.24 32.44 12.24 34.17 0.90 160 360 Average	Blank

Mode	24	
	Band Edge - L	
	U-NII-2A_5.25-5.35_802.11be EHT40_CH54_Full RU_5270MHz	
ANT	8+9	
Pol.	Vertical	Fundamental
Peak	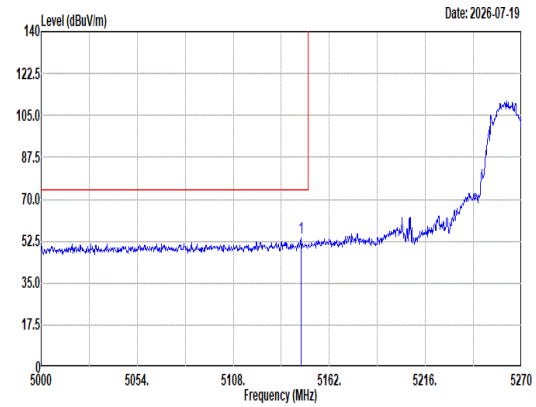 Site : 03CH22-HY Condition: PEAK_BE_74 3m DRH18-E_LE2C04A18EN_260520 VERTICAL : RBW:1000.000kHz VBW:3000.000kHz SWT:Auto 1 5146.34 54.07 74.00 -19.93 42.20 32.70 11.98 33.80 0.99 100 99 Peak	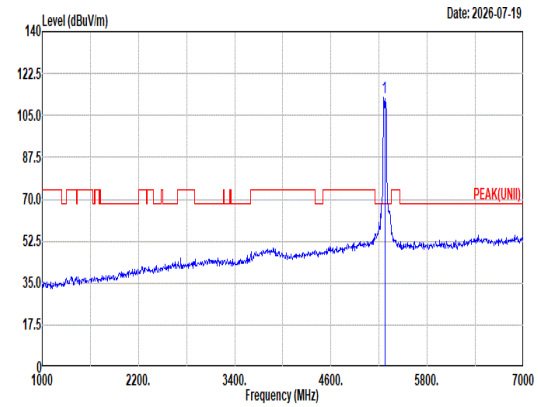 Site : 03CH22-HY Condition: PEAK(UNII) 3m DRH18-E_LE2C04A18EN_260520 VERTICAL : RBW:1000.000kHz VBW:3000.000kHz SWT:Auto 1 5270.00 112.36 ------ ------ 100.71 32.60 12.13 34.00 0.92 100 99 Peak
Avg	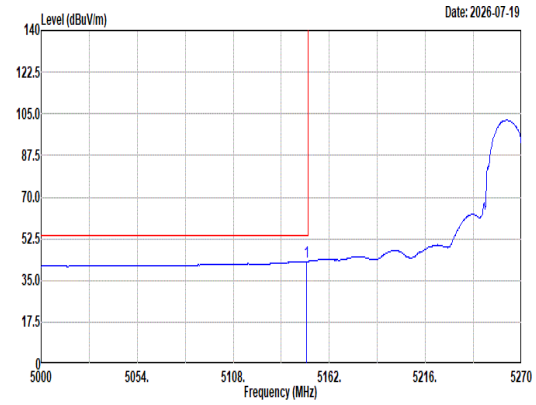 Site : 03CH22-HY Condition: AVG_BE_54 3m DRH18-E_LE2C04A18EN_260520 VERTICAL : RBW:1000.000kHz VBW:0.010kHz SWT:Auto 1 5149.31 43.00 54.00 -11.00 31.12 32.70 11.99 33.80 0.99 100 99 Average	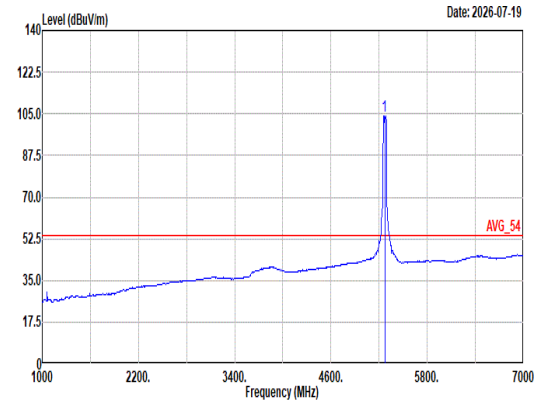 Site : 03CH22-HY Condition: AVG_54 3m DRH18-E_LE2C04A18EN_260520 VERTICAL : RBW:1000.000kHz VBW:0.010kHz SWT:Auto 1 5270.00 104.32 ------ ------ 92.67 32.60 12.13 34.00 0.92 100 99 Average

Mode	24	
	Band Edge - R	
	U-NII-2A_5.25-5.35_802.11be EHT40_CH54_Full RU_5270MHz	
ANT	8+9	
Pol.	Vertical	Fundamental
Peak	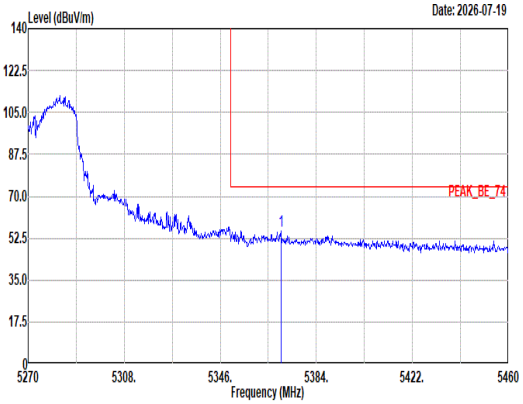 Site : 03CH22-HY Condition: PEAK_BE_74 3m DRH18-E_LE2C04A18EN_260520 VERTICAL : RBW:1000.000kHz VBW:3000.000kHz SWT:Auto Limit Read Ant Cable Preamp Aux APos TPos Freq Level Line Margin Level Factor Loss Factor Factor Remark MHz dBuV/m dBuV/m dB dBuV dB/m dB dB dB cm deg 1 5369.94 55.67 74.00 -18.33 44.19 32.52 12.25 34.19 0.90 100 99 Peak	Blank
Avg	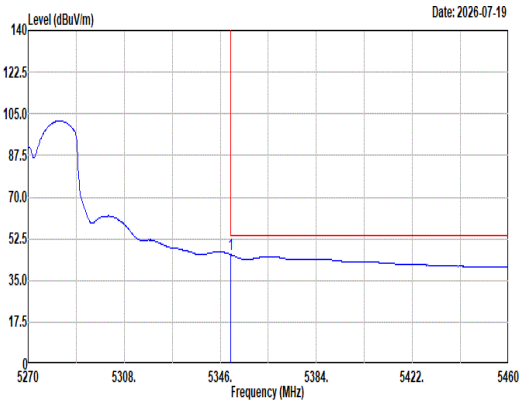 Site : 03CH22-HY Condition: AVG_BE_54 3m DRH18-E_LE2C04A18EN_260520 VERTICAL : RBW:1000.000kHz VBW:0.010kHz SWT:Auto Limit Read Ant Cable Preamp Aux APos TPos Freq Level Line Margin Level Factor Loss Factor Factor Remark MHz dBuV/m dBuV/m dB dBuV dB/m dB dB dB cm deg 1 5350.18 45.85 54.00 -8.15 34.48 32.40 12.23 34.16 0.90 100 99 Average	Blank

Mode	24	
	Harmonic	
	U-NII-2A_5.25-5.35_802.11be EHT40_CH54_Full RU_5270MHz	
ANT	8+9	
Pol.	Horizontal	Vertical
Peak Avg	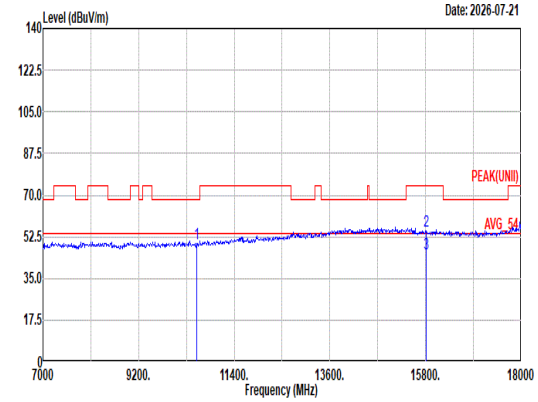 Site : 03CH22-HY Condition: PEAK(UNII) 3m DRH18-E_LE2C04A18EN_260520 HORIZONTAL Freq Level Limit Line Margin Read Level Ant Factor Cable Loss Preamp Factor Aux Factor APos TPos Remark MHz dBuV/m dBuV/m dB dBuV dB/m dB dB dB cm deg 1 10540.00 49.90 68.20 -18.30 33.63 37.50 16.99 39.51 1.29 -- -- Peak 2 15810.00 54.89 74.00 -19.11 35.23 41.78 20.95 45.04 1.97 -- -- Peak 3 15810.00 45.40 54.00 -8.60 25.74 41.78 20.95 45.04 1.97 -- -- Average	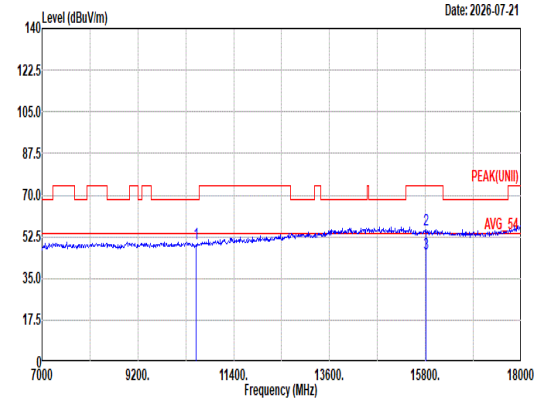 Site : 03CH22-HY Condition: PEAK(UNII) 3m DRH18-E_LE2C04A18EN_260520 VERTICAL Freq Level Limit Line Margin Read Level Ant Factor Cable Loss Preamp Factor Aux Factor APos TPos Remark MHz dBuV/m dBuV/m dB dBuV dB/m dB dB dB cm deg 1 10540.00 49.48 68.20 -18.72 33.21 37.50 16.99 39.51 1.29 -- -- Peak 2 15810.00 55.44 74.00 -18.56 35.78 41.78 20.95 45.04 1.97 -- -- Peak 3 15810.00 45.37 54.00 -8.63 25.71 41.78 20.95 45.04 1.97 -- -- Average

Mode	24	
	Harmonic	
	U-NII-2A_5.25-5.35_802.11be EHT40_CH54_Full RU_5270MHz	
ANT	8+9	
Pol.	Horizontal	Vertical
10.6G ~18G Avg	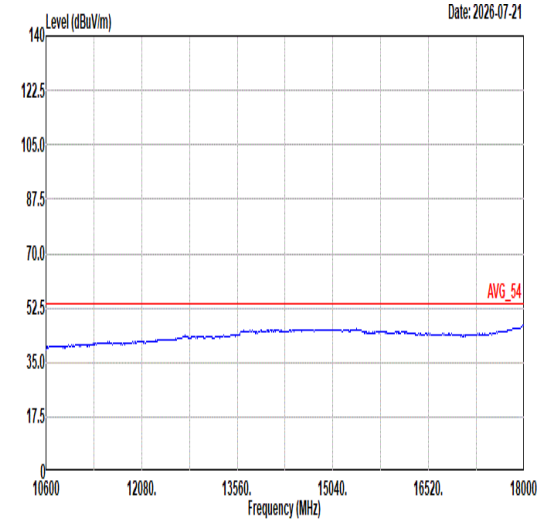 Site : 03CH22-HY Condition: AVG_54 3m DRH18-E_LE2C04A18EN_260520 HORIZONTAL	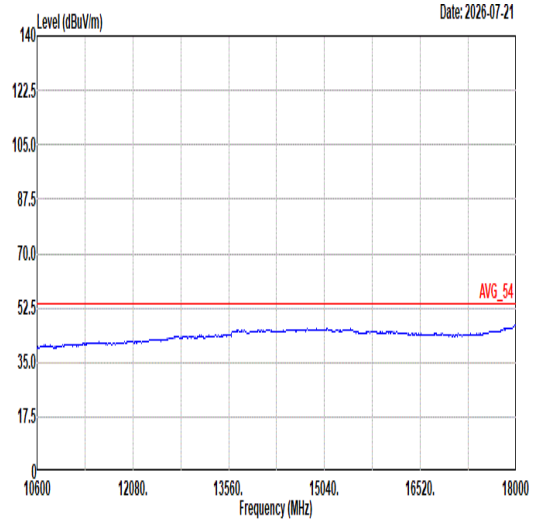 Site : 03CH22-HY Condition: AVG_54 3m DRH18-E_LE2C04A18EN_260520 VERTICAL

Mode	25	
	Band Edge - L	
	U-NII-2A_5.25-5.35_802.11be EHT40_CH62_Full RU_5310MHz	
ANT	8+9	
Pol.	Horizontal	Fundamental
Peak	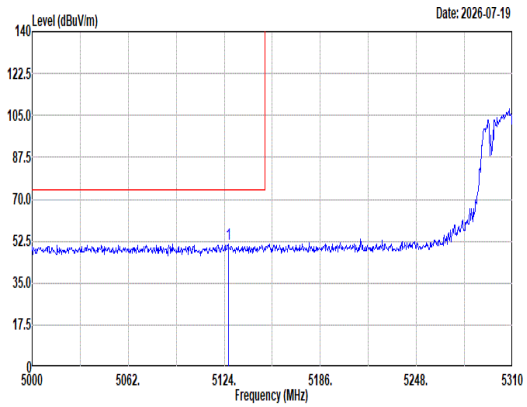 Site : 03CH22-HY Condition: PEAK_BE_74 3m DRH18-E_LE2C04A18EN_260520 HORIZONTAL : RBW:1000.000kHz VBW:3000.000kHz SWT:Auto Freq Level Limit Line Margin Read Level Ant Factor Cable Loss Preamp Factor Aux Factor APos TPos Remark MHz dBuV/m dBuV/m dB dBuV dB/m dB dB dB cm deg 1 5126.48 51.45 74.00 -22.55 39.55 32.70 11.95 33.76 1.01 200 323 Peak	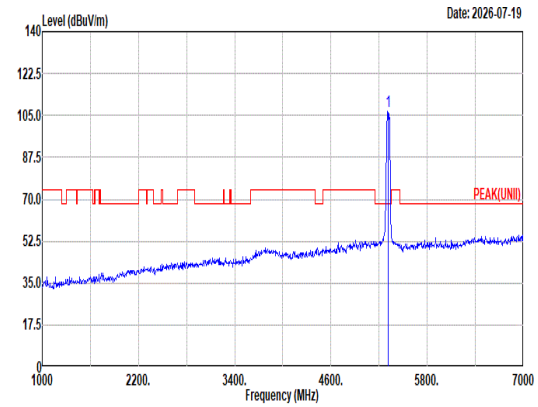 Site : 03CH22-HY Condition: PEAK(UNII) 3m DRH18-E_LE2C04A18EN_260520 HORIZONTAL : RBW:1000.000kHz VBW:3000.000kHz SWT:Auto Freq Level Limit Line Margin Read Level Ant Factor Cable Loss Preamp Factor Aux Factor APos TPos Remark MHz dBuV/m dBuV/m dB dBuV dB/m dB dB dB cm deg 1 5310.00 106.79 ------ ------ 95.21 32.57 12.18 34.08 0.91 200 323 Peak
Avg	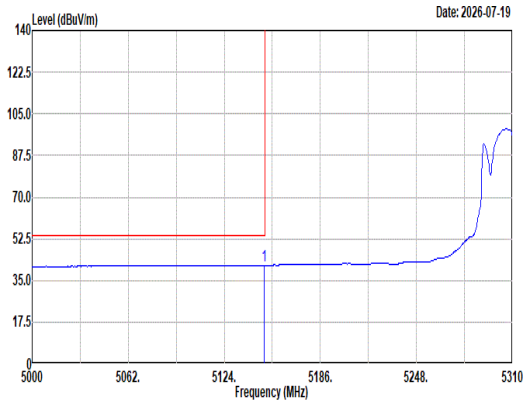 Site : 03CH22-HY Condition: AVG_BE_54 3m DRH18-E_LE2C04A18EN_260520 HORIZONTAL : RBW:1000.000kHz VBW:0.010kHz SWT:Auto Freq Level Limit Line Margin Read Level Ant Factor Cable Loss Preamp Factor Aux Factor APos TPos Remark MHz dBuV/m dBuV/m dB dBuV dB/m dB dB dB cm deg 1 5149.73 41.35 54.00 -12.65 29.47 32.70 11.99 33.80 0.99 200 323 Average	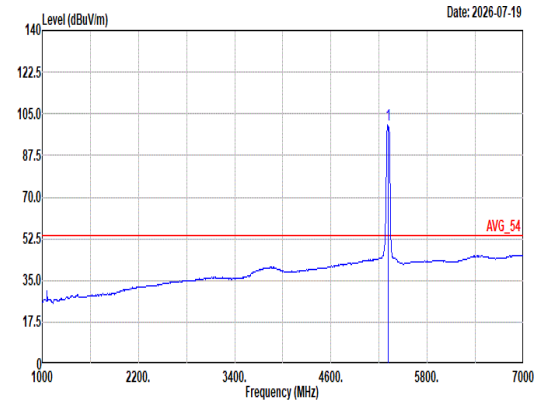 Site : 03CH22-HY Condition: AVG_54 3m DRH18-E_LE2C04A18EN_260520 HORIZONTAL : RBW:1000.000kHz VBW:0.010kHz SWT:Auto Freq Level Limit Line Margin Read Level Ant Factor Cable Loss Preamp Factor Aux Factor APos TPos Remark MHz dBuV/m dBuV/m dB dBuV dB/m dB dB dB cm deg 1 5310.00 100.56 ------ ------ 88.98 32.57 12.18 34.08 0.91 200 323 Average

Mode	25	
	Band Edge - R	
	U-NII-2A_5.25-5.35_802.11be EHT40_CH62_Full RU_5310MHz	
ANT	8+9	
Pol.	Horizontal	Fundamental
Peak	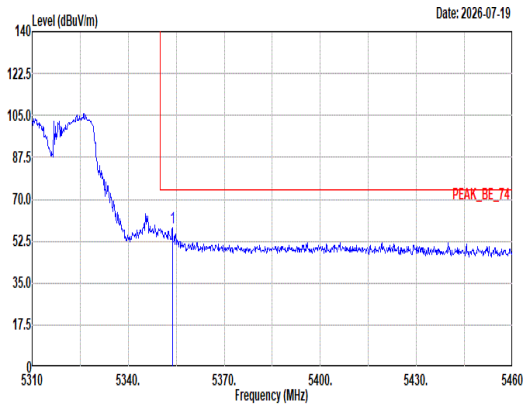 Site : 03CH22-HY Condition: PEAK_BE_74 3m DRH18-E_LE2C04A18EN_260520 HORIZONTAL : RBW:1000.000kHz VBW:3000.000kHz SWT:Auto Limit Read Ant Cable Preamp Aux APos TPos Freq Level Line Margin Level Factor Loss Factor Factor Remark MHz dBuV/m dBuV/m dB dBuV dB/m dB dB dB cm deg 1 5353.80 57.92 74.00 -16.08 46.53 32.42 12.23 34.16 0.90 200 323 Peak	Blank
Avg	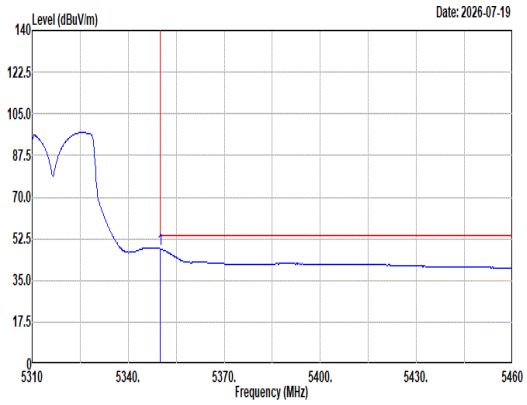 Site : 03CH22-HY Condition: AVG_BE_54 3m DRH18-E_LE2C04A18EN_260520 HORIZONTAL : RBW:1000.000kHz VBW:0.010kHz SWT:Auto Limit Read Ant Cable Preamp Aux APos TPos Freq Level Line Margin Level Factor Loss Factor Factor Remark MHz dBuV/m dBuV/m dB dBuV dB/m dB dB dB cm deg 1 5350.05 48.19 54.00 -5.81 36.82 32.40 12.23 34.16 0.90 200 323 Average	Blank

Mode	25	
	Band Edge - L	
	U-NII-2A_5.25-5.35_802.11be EHT40_CH62_Full RU_5310MHz	
ANT	8+9	
Pol.	Vertical	Fundamental
Peak	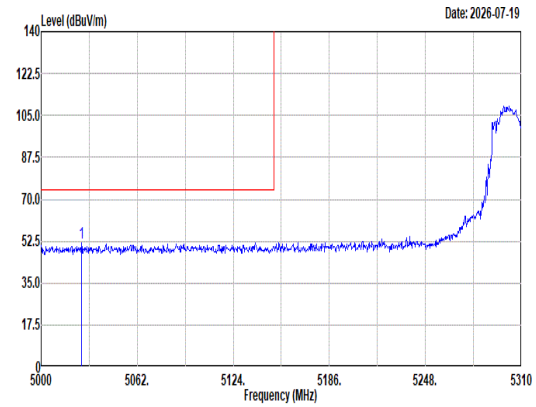 Site : 03CH22-HY Condition: PEAK_BE_74 3m DRH18-E_LE2C04A18EN_260520 VERTICAL : RBW:1000.000kHz VBW:3000.000kHz SWT:Auto 1 5026.04 51.64 74.00 -22.36 39.52 32.80 11.78 33.59 1.13 100 98 Peak	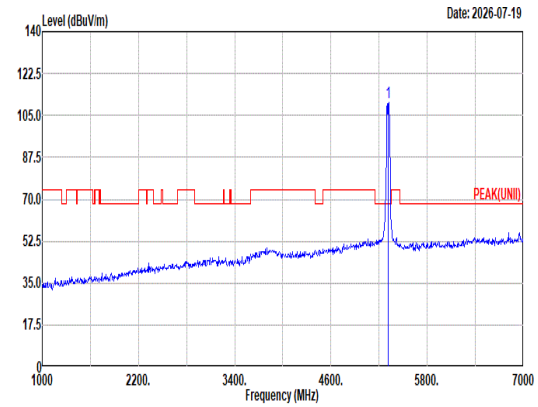 Site : 03CH22-HY Condition: PEAK(UNII) 3m DRH18-E_LE2C04A18EN_260520 VERTICAL : RBW:1000.000kHz VBW:3000.000kHz SWT:Auto 1 5310.00 110.49 ------ ------ 99.00 32.50 12.20 34.11 0.90 100 98 Peak
Avg	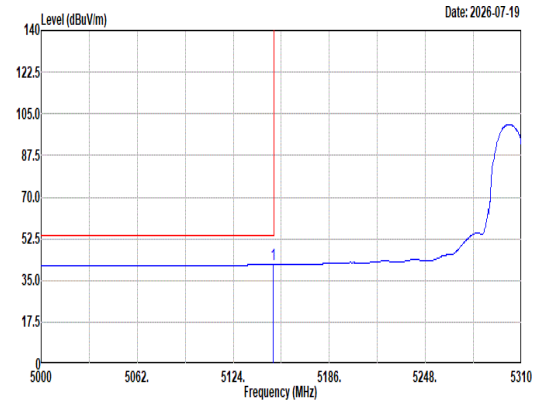 Site : 03CH22-HY Condition: AVG_BE_54 3m DRH18-E_LE2C04A18EN_260520 VERTICAL : RBW:1000.000kHz VBW:0.010kHz SWT:Auto 1 5149.73 41.67 54.00 -12.33 29.79 32.70 11.99 33.80 0.99 100 98 Average	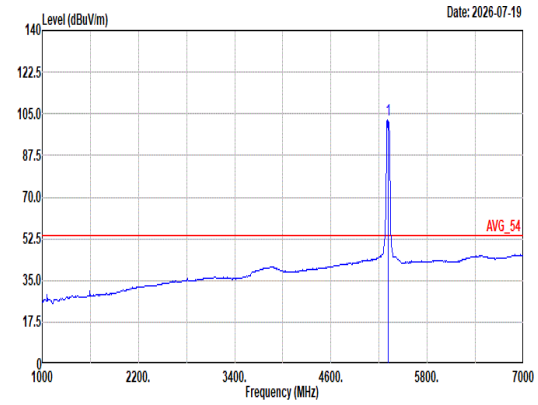 Site : 03CH22-HY Condition: AVG_54 3m DRH18-E_LE2C04A18EN_260520 VERTICAL : RBW:1000.000kHz VBW:0.010kHz SWT:Auto 1 5310.00 102.49 ------ ------ 90.88 32.59 12.18 34.07 0.91 100 98 Average

Mode	25	
	Band Edge - R	
	U-NII-2A_5.25-5.35_802.11be EHT40_CH62_Full RU_5310MHz	
ANT	8+9	
Pol.	Vertical	Fundamental
Peak	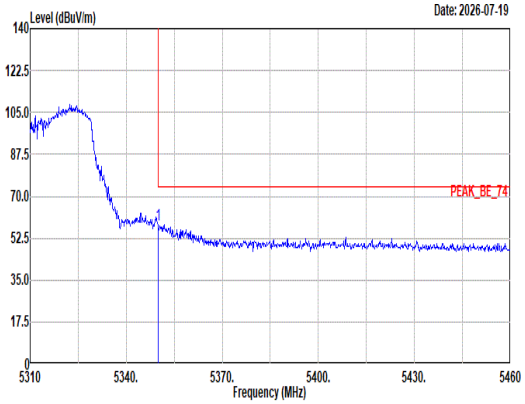 Site : 03CH22-HY Condition: PEAK_BE_74 3m DRH18-E_LE2C04A18EN_260520 VERTICAL : RBW:1000.000kHz VBW:3000.000kHz SWT:Auto Limit Read Ant Cable Preamp Aux APos TPos Freq Level Line Margin Level Factor Loss Factor Factor Remark MHz dBuV/m dBuV/m dB dBuV dB/m dB dB dB cm deg 1 5350.05 58.26 74.00 -15.74 46.89 32.40 12.23 34.16 0.90 100 98 Peak	Blank
Avg	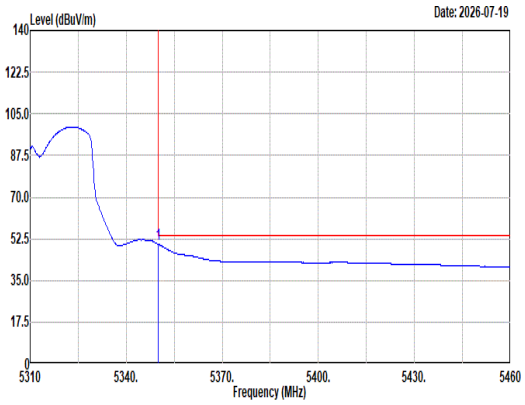 Site : 03CH22-HY Condition: AVG_BE_54 3m DRH18-E_LE2C04A18EN_260520 VERTICAL : RBW:1000.000kHz VBW:0.010kHz SWT:Auto Limit Read Ant Cable Preamp Aux APos TPos Freq Level Line Margin Level Factor Loss Factor Factor Remark MHz dBuV/m dBuV/m dB dBuV dB/m dB dB dB cm deg 1 5350.05 50.28 54.00 -3.72 38.91 32.40 12.23 34.16 0.90 100 98 Average	Blank

Mode	25	
	Harmonic	
	U-NII-2A_5.25-5.35_802.11be EHT40_CH62_Full RU_5310MHz	
ANT	8+9	
Pol.	Horizontal	Vertical
Peak Avg	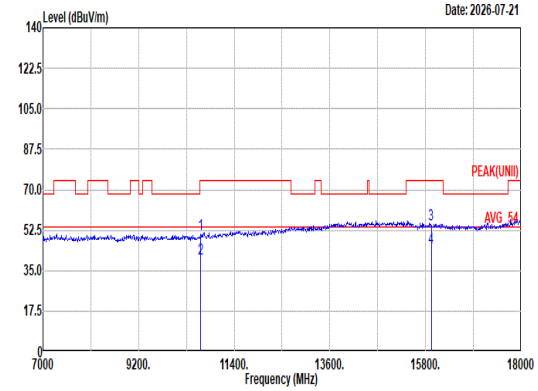 Site : 03CH22-HY Condition: PEAK(UNII) 3m DRH18-E_LE2C04A18EN_260520 HORIZONTAL Freq Level Limit Line Margin Read Level Ant Factor Cable Loss Preamp Factor Aux Factor APos TPos Remark MHz dBuV/m dBuV/m dB dBuV dB/m dB dB dB cm deg 1 10620.00 50.71 74.00 -23.29 34.33 37.58 17.06 39.56 1.30 -- -- Peak 2 10620.00 40.35 54.00 -13.65 23.97 37.58 17.06 39.56 1.30 -- -- Average 3 15930.00 54.86 74.00 -19.14 35.57 41.48 21.04 45.23 2.00 -- -- Peak 4 15930.00 45.03 54.00 -8.97 25.74 41.48 21.04 45.23 2.00 -- -- Average	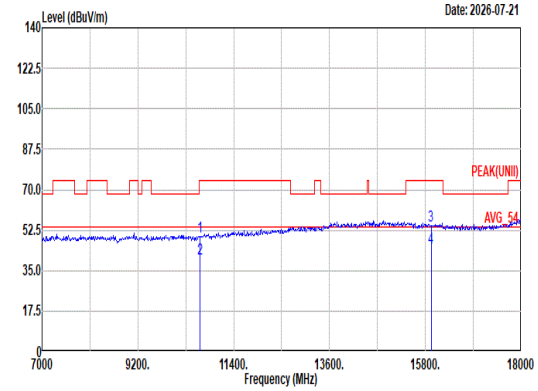 Site : 03CH22-HY Condition: PEAK(UNII) 3m DRH18-E_LE2C04A18EN_260520 VERTICAL Freq Level Limit Line Margin Read Level Ant Factor Cable Loss Preamp Factor Aux Factor APos TPos Remark MHz dBuV/m dBuV/m dB dBuV dB/m dB dB dB cm deg 1 10620.00 49.89 74.00 -24.11 33.51 37.58 17.06 39.56 1.30 -- -- Peak 2 10620.00 40.35 54.00 -13.65 23.97 37.58 17.06 39.56 1.30 -- -- Average 3 15930.00 54.58 74.00 -19.42 35.29 41.48 21.04 45.23 2.00 -- -- Peak 4 15930.00 45.06 54.00 -8.94 25.77 41.48 21.04 45.23 2.00 -- -- Average

Mode	25	
	Harmonic	
	U-NII-2A_5.25-5.35_802.11be EHT40_CH62_Full RU_5310MHz	
ANT	8+9	
Pol.	Horizontal	Vertical
10.6G ~18G Avg	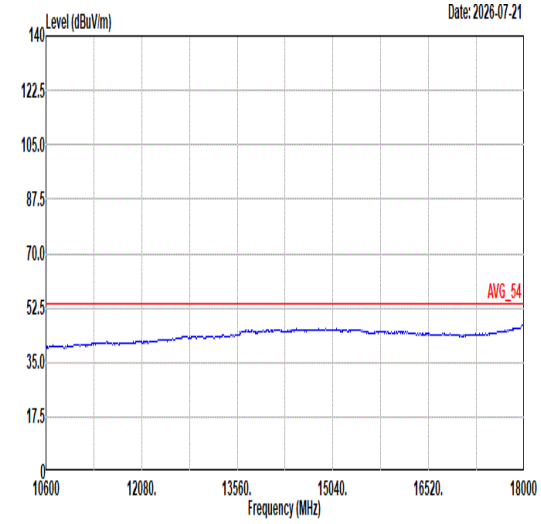 Site : 03CH22-HY Condition: AVG_54 3m DRH18-E_LE2C04A18EN_260520 HORIZONTAL	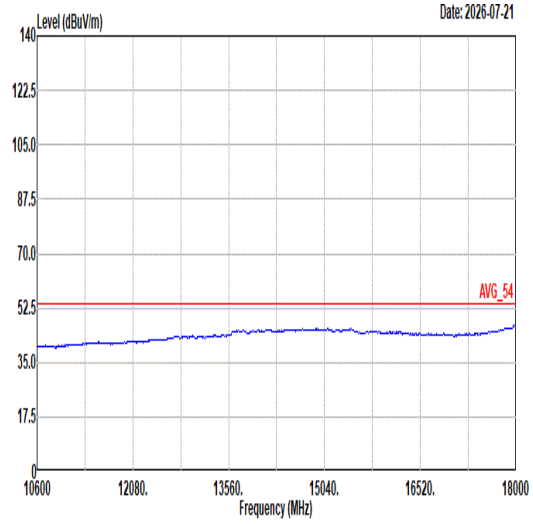 Site : 03CH22-HY Condition: AVG_54 3m DRH18-E_LE2C04A18EN_260520 VERTICAL

Mode	26	
	Band Edge - L	
	U-NII-2A_5.25-5.35_802.11be EHT80_CH58_Full RU_5290MHz	
ANT	8+9	
Pol.	Horizontal	Fundamental
Peak	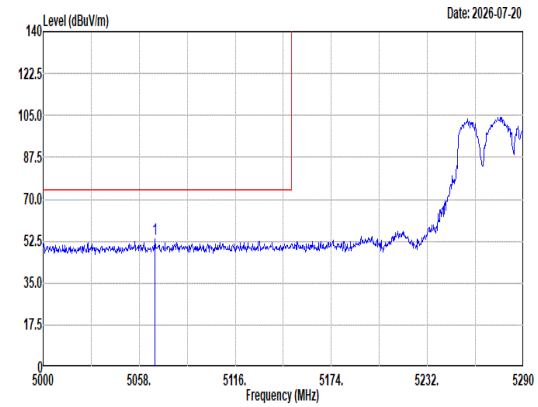 Site : 03CH22-HY Condition: PEAK_BE_74 3m DRH18-E_LE2C04A18EN_260520 HORIZONTAL : RBW:1000.000kHz VBW:3000.000kHz SWT:Auto Freq Level Limit Line Margin Read Level Ant Factor Cable Loss Preamp Factor Aux Factor APos TPos Remark MHz dBuV/m dBuV/m dB dBuV dB/m dB dB dB cm deg 1 5067.57 53.22 74.00 -20.78 41.25 32.70 11.85 33.66 1.08 200 1 Peak	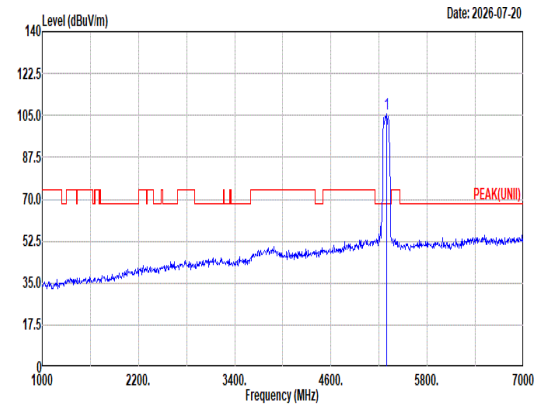 Site : 03CH22-HY Condition: PEAK(UNII) 3m DRH18-E_LE2C04A18EN_260520 HORIZONTAL : RBW:1000.000kHz VBW:3000.000kHz SWT:Auto Freq Level Limit Line Margin Read Level Ant Factor Cable Loss Preamp Factor Aux Factor APos TPos Remark MHz dBuV/m dBuV/m dB dBuV dB/m dB dB dB cm deg 1 5290.00 105.50 ------ ------ 93.88 32.60 12.17 34.06 0.91 200 1 Peak
Avg	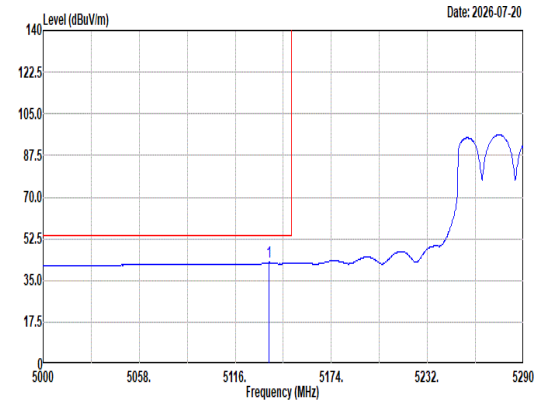 Site : 03CH22-HY Condition: AVG_BE_54 3m DRH18-E_LE2C04A18EN_260520 HORIZONTAL : RBW:1000.000kHz VBW:0.010kHz SWT:Auto Freq Level Limit Line Margin Read Level Ant Factor Cable Loss Preamp Factor Aux Factor APos TPos Remark MHz dBuV/m dBuV/m dB dBuV dB/m dB dB dB cm deg 1 5136.30 42.70 54.00 -11.30 30.82 32.70 11.96 33.78 1.00 200 1 Average	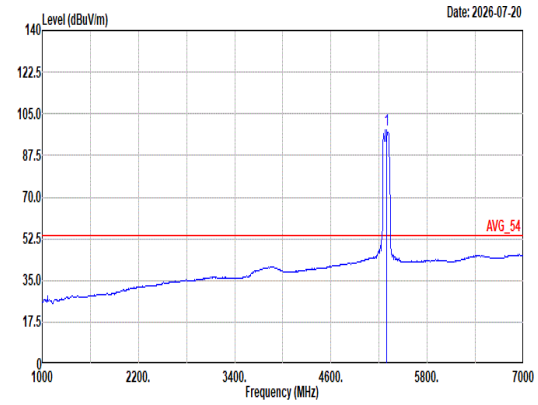 Site : 03CH22-HY Condition: AVG_54 3m DRH18-E_LE2C04A18EN_260520 HORIZONTAL : RBW:1000.000kHz VBW:0.010kHz SWT:Auto Freq Level Limit Line Margin Read Level Ant Factor Cable Loss Preamp Factor Aux Factor APos TPos Remark MHz dBuV/m dBuV/m dB dBuV dB/m dB dB dB cm deg 1 5290.00 98.28 ------ ------ 86.66 32.60 12.17 34.06 0.91 200 1 Average

Mode	26	
	Band Edge - R	
	U-NII-2A_5.25-5.35_802.11be EHT80_CH58_Full RU_5290MHz	
ANT	8+9	
Pol.	Horizontal	Fundamental
Peak	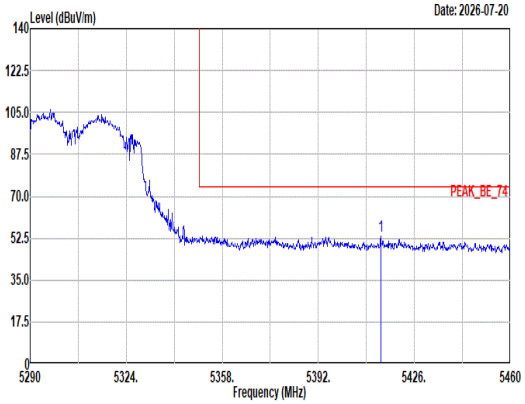 Site : 03CH22-HY Condition: PEAK_BE_74 3m DRH18-E_LE2C04A18EN_260520 HORIZONTAL : RBW:1000.000kHz VBW:3000.000kHz SWT:Auto Freq Level Limit Line Margin Read Level Ant Factor Cable Loss Preamp Factor Aux Factor APos TPos Remark MHz dBuV/m dBuV/m dB dBuV dB/m dB dB dB cm deg 1 5414.10 53.32 74.00 -20.68 41.71 32.70 12.29 34.27 0.89 200 1 Peak	Blank
Avg	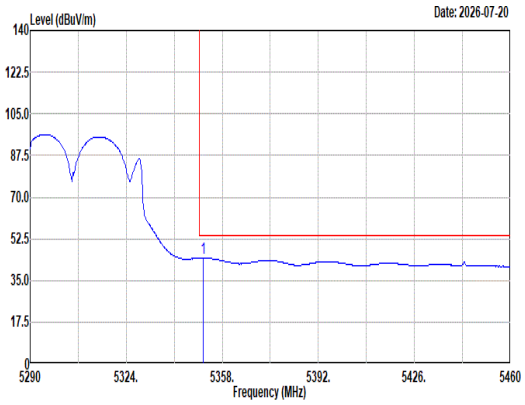 Site : 03CH22-HY Condition: AVG_BE_54 3m DRH18-E_LE2C04A18EN_260520 HORIZONTAL : RBW:1000.000kHz VBW:0.010kHz SWT:Auto Freq Level Limit Line Margin Read Level Ant Factor Cable Loss Preamp Factor Aux Factor APos TPos Remark MHz dBuV/m dBuV/m dB dBuV dB/m dB dB dB cm deg 1 5351.37 44.45 54.00 -9.55 33.07 32.41 12.23 34.16 0.90 200 1 Average	Blank

Mode	26	
	Band Edge - L	
	U-NII-2A_5.25-5.35_802.11be EHT80_CH58_Full RU_5290MHz	
ANT	8+9	
Pol.	Vertical	Fundamental
Peak	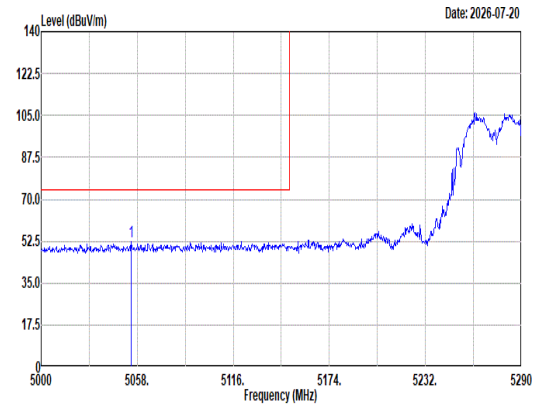 Site : 03CH22-HY Condition: PEAK_BE_74 3m DRH18-E_LE2C04A18EN_260520 VERTICAL : RBW:1000.000kHz VBW:3000.000kHz SWT:Auto Freq Level Limit Line Margin Read Level Ant Factor Cable Loss Preamp Factor Aux Factor APos TPos Remark MHz dBuV/m dBuV/m dB dBuV dB/m dB dB dB cm deg 1 5054.52 52.34 74.00 -21.66 40.35 32.70 11.83 33.64 1.10 100 96 Peak	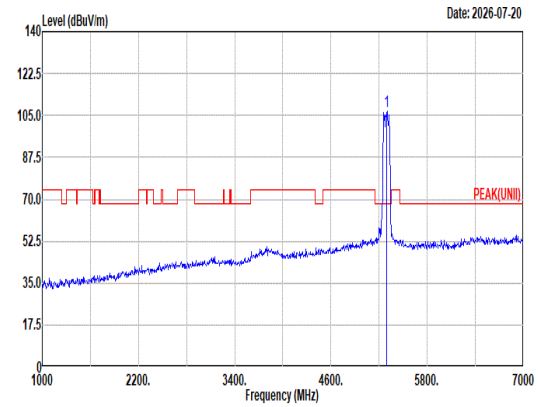 Site : 03CH22-HY Condition: PEAK(UNII) 3m DRH18-E_LE2C04A18EN_260520 VERTICAL : RBW:1000.000kHz VBW:3000.000kHz SWT:Auto Freq Level Limit Line Margin Read Level Ant Factor Cable Loss Preamp Factor Aux Factor APos TPos Remark MHz dBuV/m dBuV/m dB dBuV dB/m dB dB dB cm deg 1 5290.00 106.84 ------ ------ 95.23 32.59 12.18 34.07 0.91 100 96 Peak
Avg	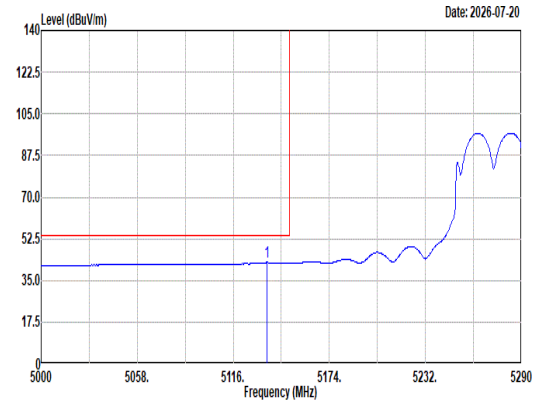 Site : 03CH22-HY Condition: AVG_BE_54 3m DRH18-E_LE2C04A18EN_260520 VERTICAL : RBW:1000.000kHz VBW:0.010kHz SWT:Auto Freq Level Limit Line Margin Read Level Ant Factor Cable Loss Preamp Factor Aux Factor APos TPos Remark MHz dBuV/m dBuV/m dB dBuV dB/m dB dB dB cm deg 1 5136.30 42.88 54.00 -11.12 31.00 32.70 11.96 33.78 1.00 100 96 Average	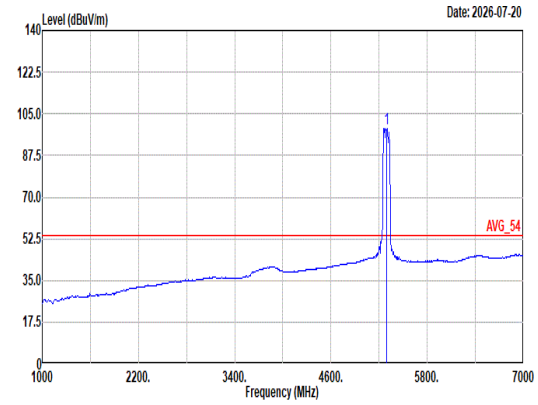 Site : 03CH22-HY Condition: AVG_54 3m DRH18-E_LE2C04A18EN_260520 VERTICAL : RBW:1000.000kHz VBW:0.010kHz SWT:Auto Freq Level Limit Line Margin Read Level Ant Factor Cable Loss Preamp Factor Aux Factor APos TPos Remark MHz dBuV/m dBuV/m dB dBuV dB/m dB dB dB cm deg 1 5290.00 98.96 ------ ------ 87.35 32.59 12.18 34.07 0.91 100 96 Average

Mode	26	
	Band Edge - R	
	U-NII-2A_5.25-5.35_802.11be EHT80_CH58_Full RU_5290MHz	
ANT	8+9	
Pol.	Vertical	Fundamental
Peak	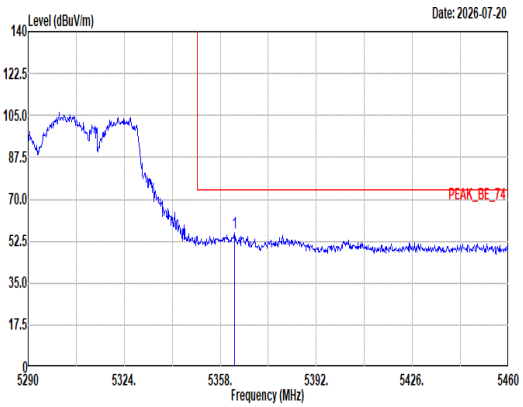 Site : 03CH22-HY Condition: PEAK_BE_74 3m DRH18-E_LE2C04A18EN_260520 VERTICAL : RBW:1000.000kHz VBW:3000.000kHz SWT:Auto Limit Read Ant Cable Preamp Aux APos TPos Freq Level Line Margin Level Factor Loss Factor Factor Remark MHz dBuV/m dBuV/m dB dBuV dB/m dB dB dB cm deg 1 5362.93 55.81 74.00 -18.19 44.37 32.48 12.24 34.18 0.90 100 96 Peak	Blank
Avg	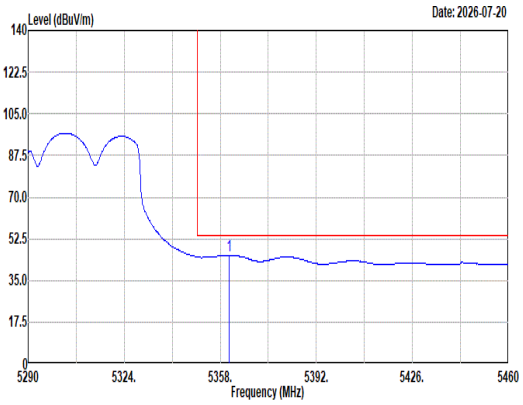 Site : 03CH22-HY Condition: AVG_BE_54 3m DRH18-E_LE2C04A18EN_260520 VERTICAL : RBW:1000.000kHz VBW:0.010kHz SWT:Auto Limit Read Ant Cable Preamp Aux APos TPos Freq Level Line Margin Level Factor Loss Factor Factor Remark MHz dBuV/m dBuV/m dB dBuV dB/m dB dB dB cm deg 1 5361.06 45.53 54.00 -8.47 34.10 32.47 12.24 34.18 0.90 100 96 Average	Blank

Mode	26	
	Harmonic	
	U-NII-2A_5.25-5.35_802.11be EHT80_CH58_Full RU_5290MHz	
ANT	8+9	
Pol.	Horizontal	Vertical
Peak Avg	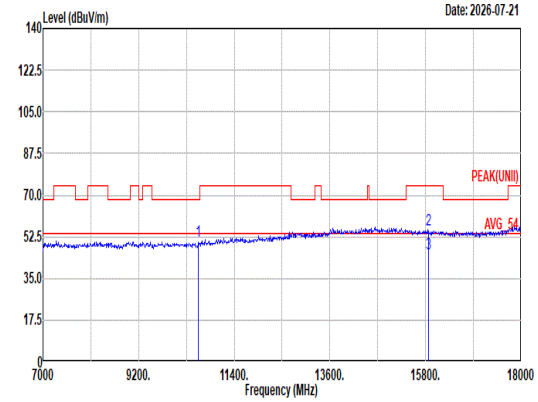 Site : 03CH22-HY Condition: PEAK(UNII) 3m DRH18-E_LE2C04A18EN_260520 HORIZONTAL Freq Level Limit Line Margin Read Level Ant Factor Cable Loss Preamp Factor Aux Factor APos TPos Remark MHz dBuV/m dBuV/m dB dBuV dB/m dB dB dB cm deg 1 10580.00 50.97 68.20 -17.23 34.67 37.50 17.03 39.53 1.30 -- -- Peak 2 15870.00 55.67 74.00 -18.33 36.17 41.66 20.99 45.13 1.98 -- -- Peak 3 15870.00 45.27 54.00 -8.73 25.77 41.66 20.99 45.13 1.98 -- -- Average	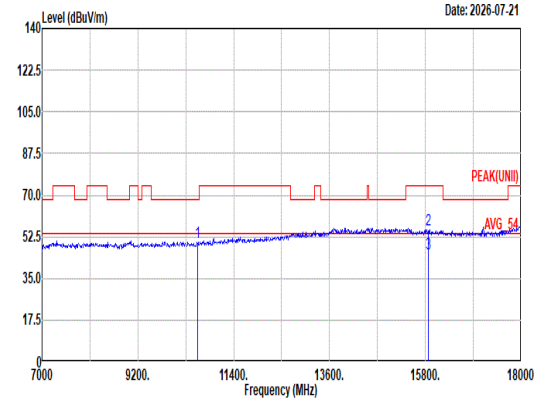 Site : 03CH22-HY Condition: PEAK(UNII) 3m DRH18-E_LE2C04A18EN_260520 VERTICAL Freq Level Limit Line Margin Read Level Ant Factor Cable Loss Preamp Factor Aux Factor APos TPos Remark MHz dBuV/m dBuV/m dB dBuV dB/m dB dB dB cm deg 1 10580.00 50.43 68.20 -17.77 34.13 37.50 17.03 39.53 1.30 -- -- Peak 2 15870.00 55.42 74.00 -18.58 35.92 41.66 20.99 45.13 1.98 -- -- Peak 3 15870.00 45.27 54.00 -8.73 25.77 41.66 20.99 45.13 1.98 -- -- Average

Mode	26	
	Harmonic	
	U-NII-2A_5.25-5.35_802.11be EHT80_CH58_Full RU_5290MHz	
ANT	8+9	
Pol.	Horizontal	Vertical
10.6G ~18G Avg	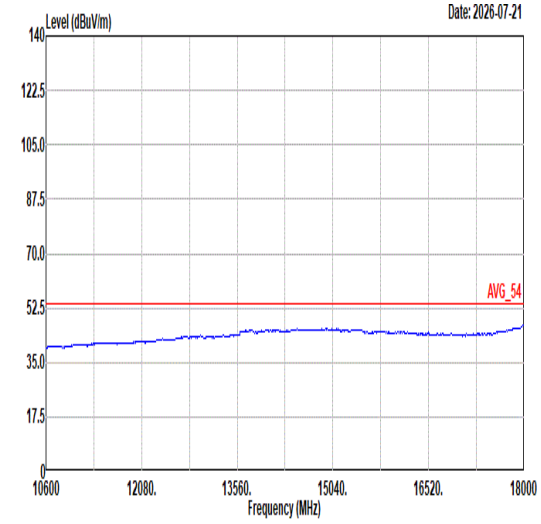 Site : 03CH22-HY Condition: AVG_54 3m DRH18-E_LE2C04A18EN_260520 HORIZONTAL	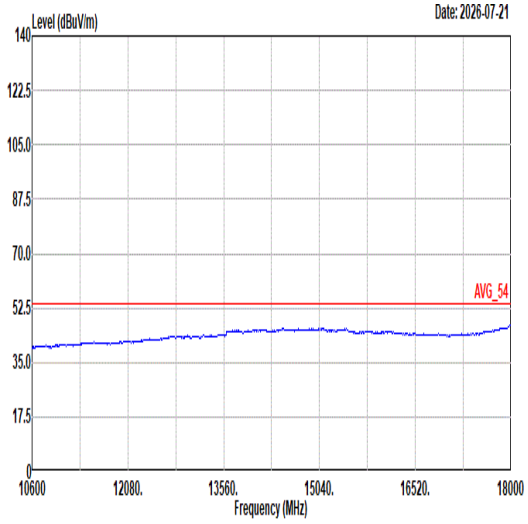 Site : 03CH22-HY Condition: AVG_54 3m DRH18-E_LE2C04A18EN_260520 VERTICAL

Mode	27	
	Band Edge	
	U-NII-2A_5.25-5.35_802.11be EHT20_CH64_Partial RU_26/8_5320MHz	
ANT	8+9	
Pol.	Horizontal	Fundamental
Peak	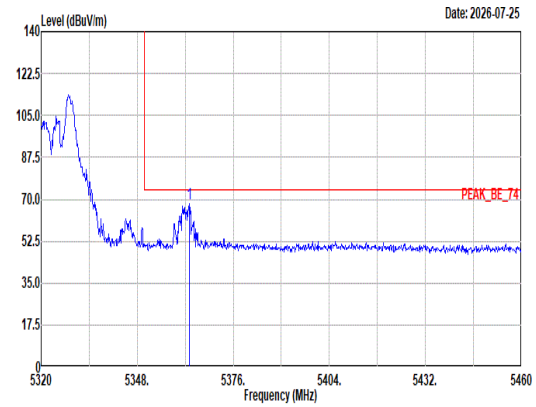 Site : 03CH22-HY Condition: PEAK_BE_74 3m DRH18-E_LE2C04A18EN_260520 HORIZONTAL : RBW:1000.000kHz VBW:3000.000kHz SWT:Auto 1 5363.12 67.94 74.00 -6.06 56.50 32.48 12.24 34.18 0.90 201 347 Peak	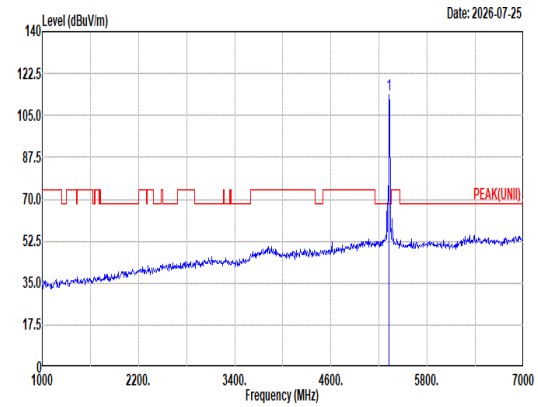 Site : 03CH22-HY Condition: PEAK(UNII) 3m DRH18-E_LE2C04A18EN_260520 HORIZONTAL : RBW:1000.000kHz VBW:3000.000kHz SWT:Auto 1 5320.00 113.75 ------ ------ 102.26 32.50 12.20 34.11 0.90 201 347 Peak
Avg	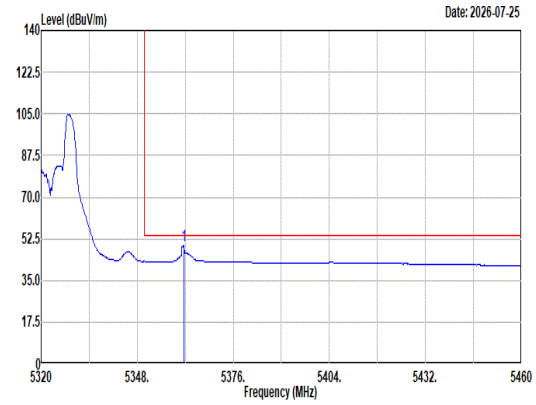 Site : 03CH22-HY Condition: AVG_BE_54 3m DRH18-E_LE2C04A18EN_260520 HORIZONTAL : RBW:1000.000kHz VBW:0.010kHz SWT:Auto 1 5361.72 49.51 54.00 -4.49 38.08 32.47 12.24 34.18 0.90 201 347 Average	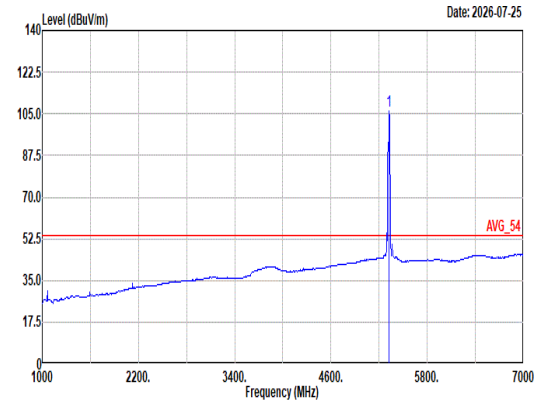 Site : 03CH22-HY Condition: AVG_54 3m DRH18-E_LE2C04A18EN_260520 HORIZONTAL : RBW:1000.000kHz VBW:0.010kHz SWT:Auto 1 5320.00 106.10 ------ ------ 94.61 32.50 12.20 34.11 0.90 201 347 Average

Mode	27	
	Band Edge	
	U-NII-2A_5.25-5.35_802.11be EHT20_CH64_Partial RU_26/8_5320MHz	
ANT	8+9	
Pol.	Vertical	Fundamental
Peak	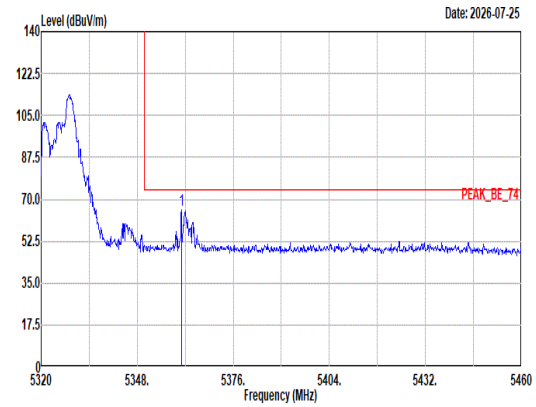 Site : 03CH22-HY Condition: PEAK_BE_74 3m DRH18-E_LE2C04A18EN_260520 VERTICAL : RBW:1000.000kHz VBW:3000.000kHz SWT:Auto Freq Level Limit Line Margin Read Level Ant Factor Cable Loss Preamp Factor Aux Factor APos TPos Remark MHz dBuV/m dBuV/m dB dBuV dB/m dB dB dB cm deg 1 5360.88 65.57 74.00 -8.43 54.14 32.47 12.24 34.18 0.90 100 296 Peak	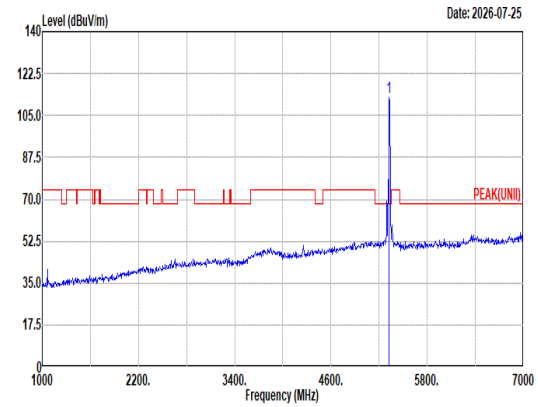 Site : 03CH22-HY Condition: PEAK(UNII) 3m DRH18-E_LE2C04A18EN_260520 VERTICAL : RBW:1000.000kHz VBW:3000.000kHz SWT:Auto Freq Level Limit Line Margin Read Level Ant Factor Cable Loss Preamp Factor Aux Factor APos TPos Remark MHz dBuV/m dBuV/m dB dBuV dB/m dB dB dB cm deg 1 5320.00 112.48 ------ ------ 100.99 32.50 12.20 34.11 0.90 100 296 Peak
Avg	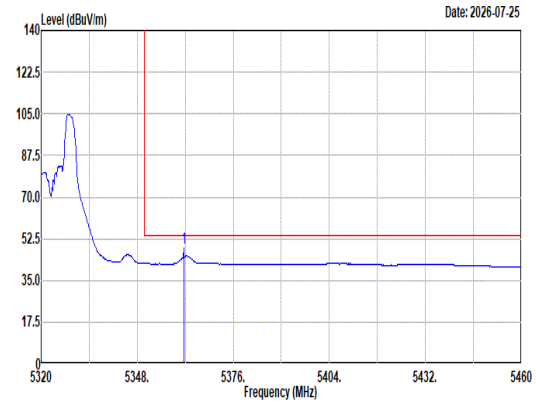 Site : 03CH22-HY Condition: AVG_BE_54 3m DRH18-E_LE2C04A18EN_260520 VERTICAL : RBW:1000.000kHz VBW:0.010kHz SWT:Auto Freq Level Limit Line Margin Read Level Ant Factor Cable Loss Preamp Factor Aux Factor APos TPos Remark MHz dBuV/m dBuV/m dB dBuV dB/m dB dB dB cm deg 1 5361.58 48.79 54.00 -5.21 37.36 32.47 12.24 34.18 0.90 100 296 Average	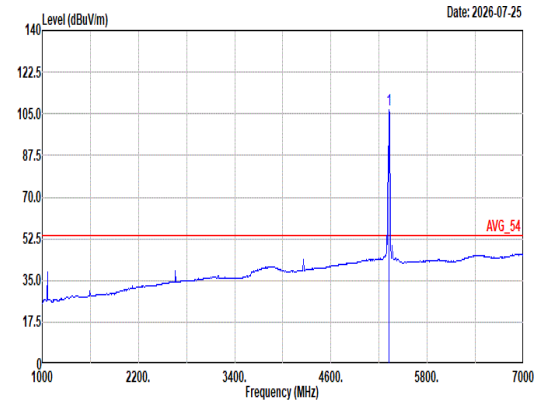 Site : 03CH22-HY Condition: AVG_54 3m DRH18-E_LE2C04A18EN_260520 VERTICAL : RBW:1000.000kHz VBW:0.010kHz SWT:Auto Freq Level Limit Line Margin Read Level Ant Factor Cable Loss Preamp Factor Aux Factor APos TPos Remark MHz dBuV/m dBuV/m dB dBuV dB/m dB dB dB cm deg 1 5320.00 106.60 ------ ------ 95.11 32.50 12.20 34.11 0.90 100 296 Average

Mode	28	
	Band Edge	
	U-NII-2A_5.25-5.35_802.11be EHT20_CH64_Partial RU_52/40_5320MHz	
ANT	8+9	
Pol.	Horizontal	Fundamental
Peak	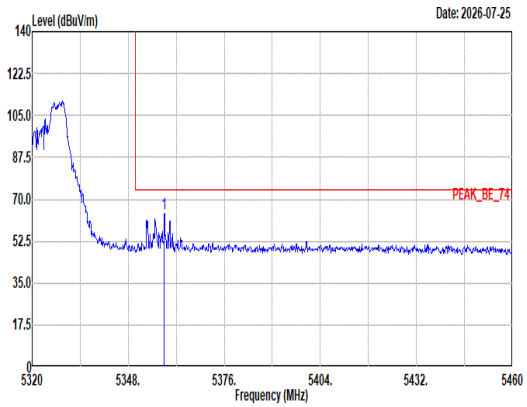 Site : 03CH22-HY Condition: PEAK_BE_74 3m DRH18-E_LE2C04A18EN_260520 HORIZONTAL : RBW:1000.000kHz VBW:3000.000kHz SWT:Auto 1 5358.50 64.00 74.00 -10.00 52.58 32.45 12.24 34.17 0.90 100 254 Peak	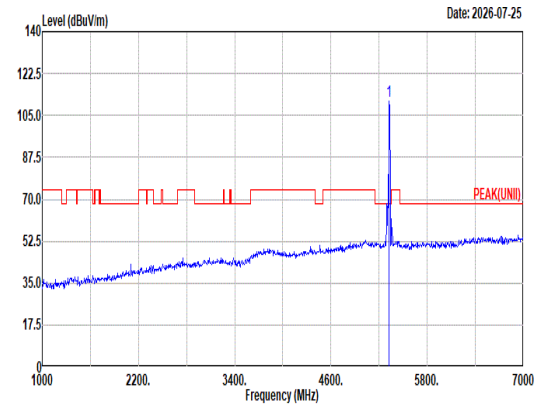 Site : 03CH22-HY Condition: PEAK(UNII) 3m DRH18-E_LE2C04A18EN_260520 HORIZONTAL : RBW:1000.000kHz VBW:3000.000kHz SWT:Auto 1 5320.00 110.75 ------ ------ 99.26 32.50 12.20 34.11 0.90 100 254 Peak
Avg	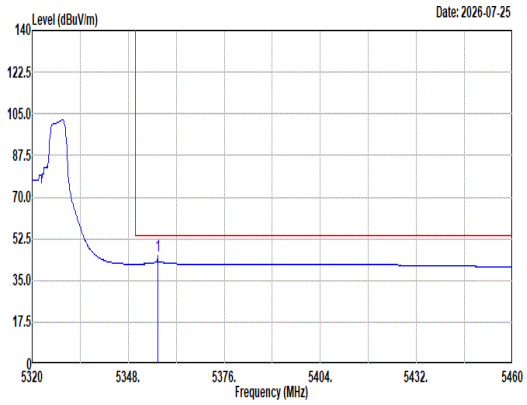 Site : 03CH22-HY Condition: AVG_BE_54 3m DRH18-E_LE2C04A18EN_260520 HORIZONTAL : RBW:1000.000kHz VBW:0.010kHz SWT:Auto 1 5356.54 45.36 54.00 -8.64 33.96 32.44 12.23 34.17 0.90 100 254 Average	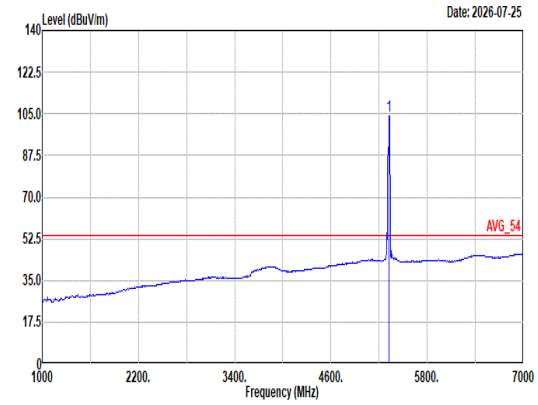 Site : 03CH22-HY Condition: AVG_54 3m DRH18-E_LE2C04A18EN_260520 HORIZONTAL : RBW:1000.000kHz VBW:0.010kHz SWT:Auto 1 5320.00 104.27 ------ ------ 92.78 32.50 12.20 34.11 0.90 100 254 Average

Mode	28	
	Band Edge	
	U-NII-2A_5.25-5.35_802.11be EHT20_CH64_Partial RU_52/40_5320MHz	
ANT	8+9	
Pol.	Vertical	Fundamental
Peak	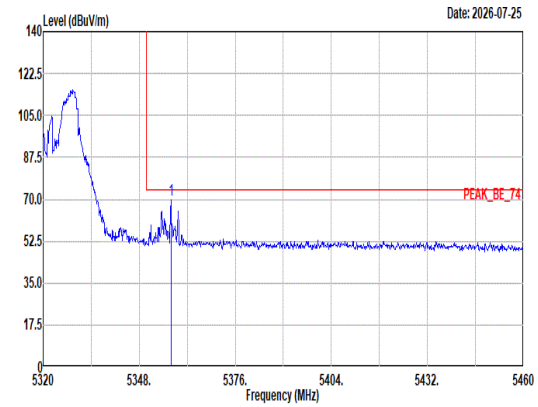 Site : 03CH22-HY Condition: PEAK_BE_74 3m DRH18-E_LE2C04A18EN_260520 VERTICAL : RBW:1000.000kHz VBW:3000.000kHz SWT:Auto Freq Level Limit Line Margin Read Level Ant Factor Cable Loss Preamp Factor Aux Factor APos TPos Remark MHz dBuV/m dBuV/m dB dBuV dB/m dB dB dB cm deg 1 5357.24 69.65 74.00 -4.35 58.24 32.44 12.24 34.17 0.90 101 98 Peak	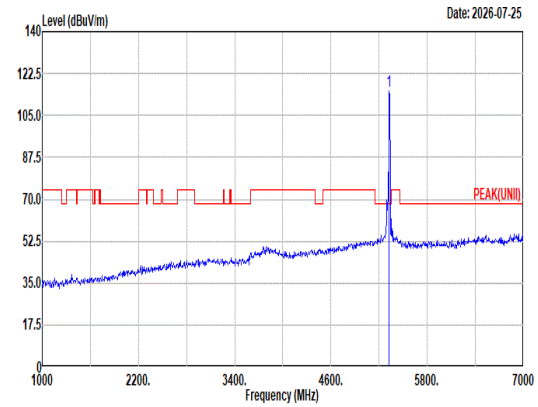 Site : 03CH22-HY Condition: PEAK(UNII) 3m DRH18-E_LE2C04A18EN_260520 VERTICAL : RBW:1000.000kHz VBW:3000.000kHz SWT:Auto Freq Level Limit Line Margin Read Level Ant Factor Cable Loss Preamp Factor Aux Factor APos TPos Remark MHz dBuV/m dBuV/m dB dBuV dB/m dB dB dB cm deg 1 5320.00 115.21 ------ ------ 103.72 32.50 12.20 34.11 0.90 101 98 Peak
Avg	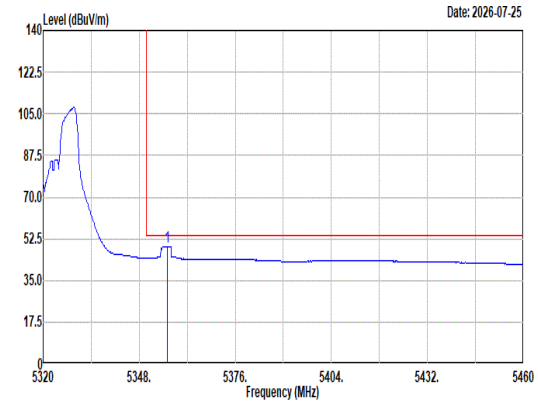 Site : 03CH22-HY Condition: AVG_BE_54 3m DRH18-E_LE2C04A18EN_260520 VERTICAL : RBW:1000.000kHz VBW:0.010kHz SWT:Auto Freq Level Limit Line Margin Read Level Ant Factor Cable Loss Preamp Factor Aux Factor APos TPos Remark MHz dBuV/m dBuV/m dB dBuV dB/m dB dB dB cm deg 1 5356.12 48.96 54.00 -5.04 37.56 32.44 12.23 34.17 0.90 101 98 Average	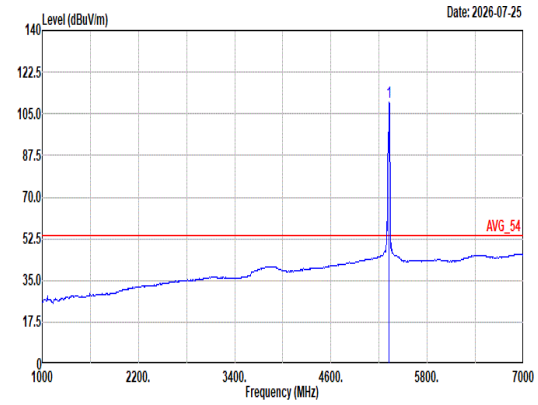 Site : 03CH22-HY Condition: AVG_54 3m DRH18-E_LE2C04A18EN_260520 VERTICAL : RBW:1000.000kHz VBW:0.010kHz SWT:Auto Freq Level Limit Line Margin Read Level Ant Factor Cable Loss Preamp Factor Aux Factor APos TPos Remark MHz dBuV/m dBuV/m dB dBuV dB/m dB dB dB cm deg 1 5320.00 109.70 ------ ------ 98.21 32.50 12.20 34.11 0.90 101 98 Average

Mode	29	
	Band Edge	
	U-NII-2A_5.25-5.35_802.11be EHT20_CH64_Partial RU_106/54_5320MHz	
ANT	8+9	
Pol.	Horizontal	Fundamental
Peak	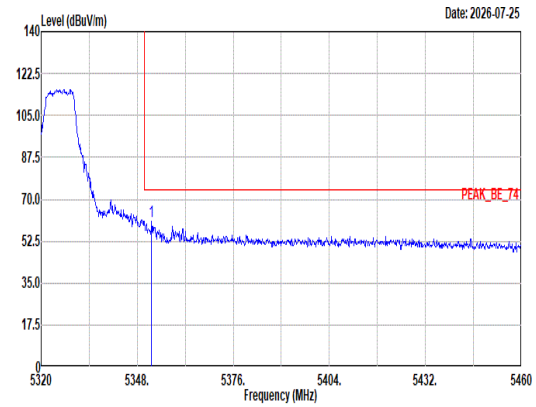 Site : 03CH22-HY Condition: PEAK_BE_74 3m DRH18-E_LE2C04A18EN_260520 HORIZONTAL : RBW:1000.000kHz VBW:3000.000kHz SWT:Auto 1 5352.20 60.69 74.00 -13.31 49.31 32.41 12.23 34.16 0.90 107 7 Peak	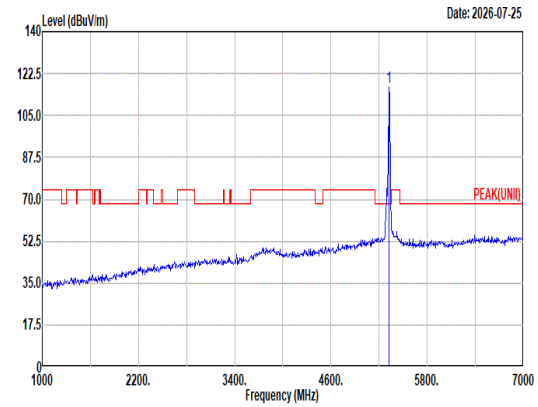 Site : 03CH22-HY Condition: PEAK(UNII) 3m DRH18-E_LE2C04A18EN_260520 HORIZONTAL : RBW:1000.000kHz VBW:3000.000kHz SWT:Auto 1 5320.00 116.99 ------ ------ 105.50 32.50 12.20 34.11 0.90 107 7 Peak
Avg	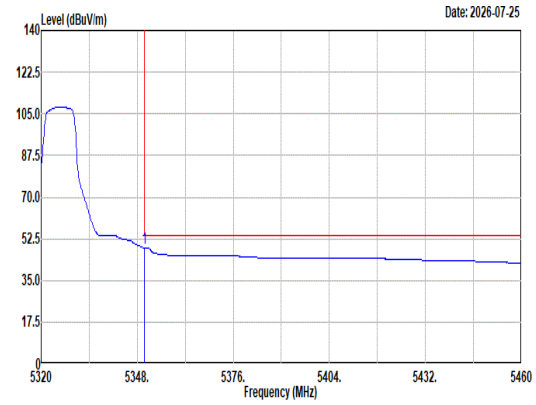 Site : 03CH22-HY Condition: AVG_BE_54 3m DRH18-E_LE2C04A18EN_260520 HORIZONTAL : RBW:1000.000kHz VBW:0.010kHz SWT:Auto 1 5350.10 48.76 54.00 -5.24 37.39 32.40 12.23 34.16 0.90 107 7 Average	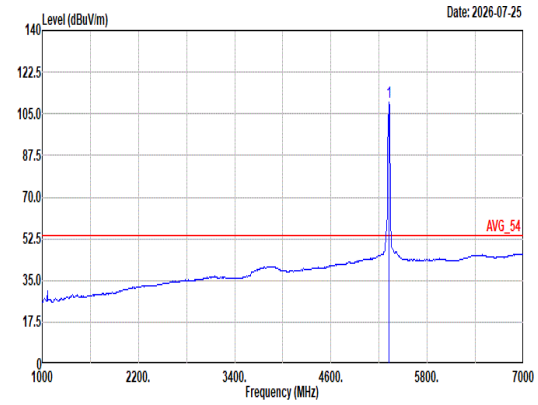 Site : 03CH22-HY Condition: AVG_54 3m DRH18-E_LE2C04A18EN_260520 HORIZONTAL : RBW:1000.000kHz VBW:0.010kHz SWT:Auto 1 5320.00 110.04 ------ ------ 98.55 32.50 12.20 34.11 0.90 107 7 Average

Mode	29	
	Band Edge	
	U-NII-2A_5.25-5.35_802.11be EHT20_CH64_Partial RU_106/54_5320MHz	
ANT	8+9	
Pol.	Vertical	Fundamental
Peak	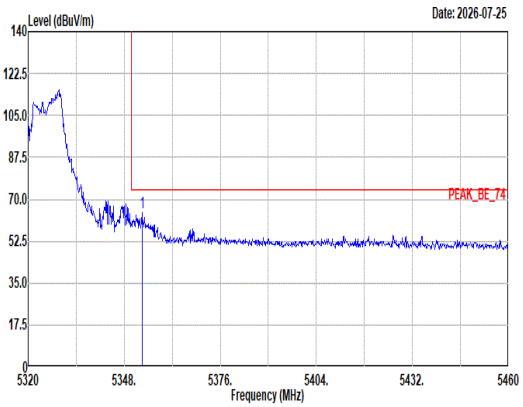 Site : 03CH22-HY Condition: PEAK_BE_74 3m DRH18-E_LE2C04A18EN_260520 VERTICAL : RBW:1000.000kHz VBW:3000.000kHz SWT:Auto Freq Level Limit Line Margin Read Level Ant Factor Cable Loss Preamp Factor Aux Factor APos TPos Remark MHz dBuV/m dBuV/m dB dBuV dB/m dB dB dB cm deg 1 5353.18 64.32 74.00 -9.68 52.93 32.42 12.23 34.16 0.90 100 98 Peak	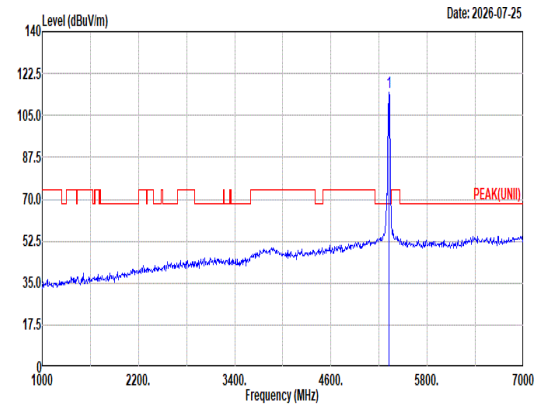 Site : 03CH22-HY Condition: PEAK(UNII) 3m DRH18-E_LE2C04A18EN_260520 VERTICAL : RBW:1000.000kHz VBW:3000.000kHz SWT:Auto Freq Level Limit Line Margin Read Level Ant Factor Cable Loss Preamp Factor Aux Factor APos TPos Remark MHz dBuV/m dBuV/m dB dBuV dB/m dB dB dB cm deg 1 5320.00 114.88 ------ ------ 103.39 32.50 12.20 34.11 0.90 100 98 Peak
Avg	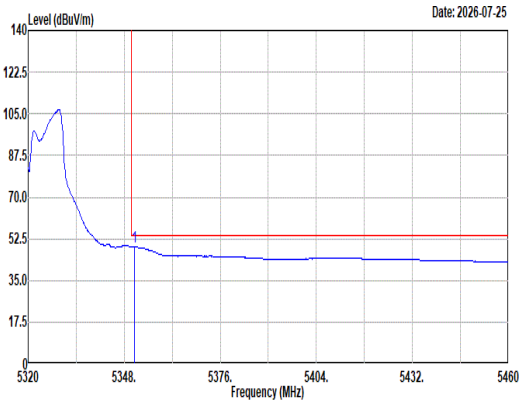 Site : 03CH22-HY Condition: AVG_BE_54 3m DRH18-E_LE2C04A18EN_260520 VERTICAL : RBW:1000.000kHz VBW:0.010kHz SWT:Auto Freq Level Limit Line Margin Read Level Ant Factor Cable Loss Preamp Factor Aux Factor APos TPos Remark MHz dBuV/m dBuV/m dB dBuV dB/m dB dB dB cm deg 1 5350.94 49.16 54.00 -4.84 37.78 32.41 12.23 34.16 0.90 100 98 Average	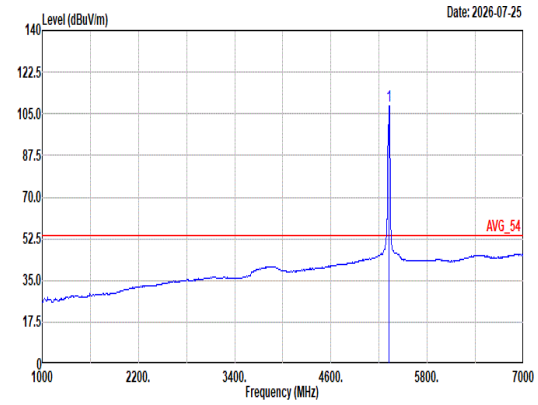 Site : 03CH22-HY Condition: AVG_54 3m DRH18-E_LE2C04A18EN_260520 VERTICAL : RBW:1000.000kHz VBW:0.010kHz SWT:Auto Freq Level Limit Line Margin Read Level Ant Factor Cable Loss Preamp Factor Aux Factor APos TPos Remark MHz dBuV/m dBuV/m dB dBuV dB/m dB dB dB cm deg 1 5320.00 108.45 ------ ------ 96.96 32.50 12.20 34.11 0.90 100 98 Average

Mode	30	
	Band Edge	
	U-NII-2C_5.47-5.725_802.11a_CH100_5500MHz	
ANT	8+9	
Pol.	Horizontal	Fundamental
Peak	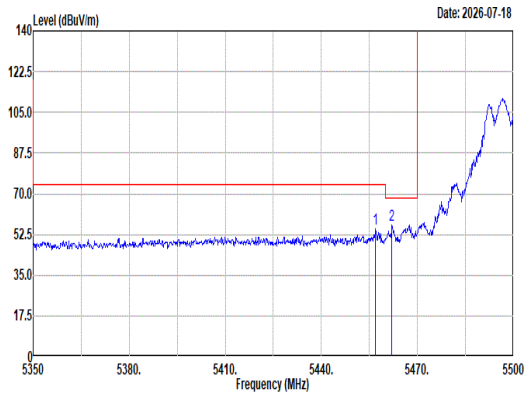 Site : 03CH22-HY Condition: PEAK_BE(UNII)_B3 3m DRH18-E_LE2C04A18EN_260520 HORIZONTAL : RBW:1000.000kHz VBW:3000.000kHz SWT:Auto Freq Level Limit Line Margin Read Level Ant Factor Cable Loss Preamp Factor Aux Factor APos TPos Remark MHz dBuV/m dBuV/m dB dBuV dB/m dB dB dB cm deg 1 5456.95 55.11 74.00 -18.89 43.55 32.70 12.32 34.34 0.88 200 9 Peak 2 5462.05 56.56 68.20 -11.64 45.01 32.70 12.32 34.35 0.88 200 9 Peak	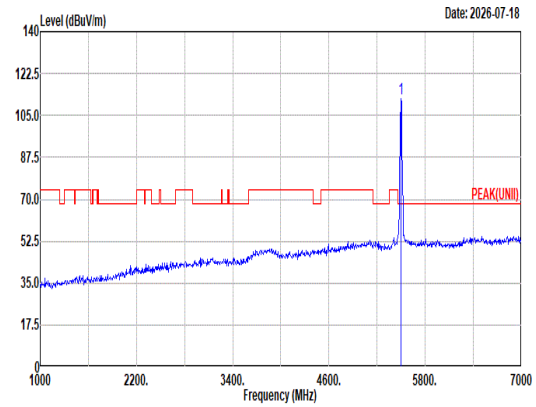 Site : 03CH22-HY Condition: PEAK(UNII) 3m DRH18-E_LE2C04A18EN_260520 HORIZONTAL : RBW:1000.000kHz VBW:3000.000kHz SWT:Auto Freq Level Limit Line Margin Read Level Ant Factor Cable Loss Preamp Factor Aux Factor APos TPos Remark MHz dBuV/m dBuV/m dB dBuV dB/m dB dB dB cm deg 1 5500.00 111.76 ------ ------ 100.26 32.70 12.35 34.42 0.87 200 9 Peak
Avg	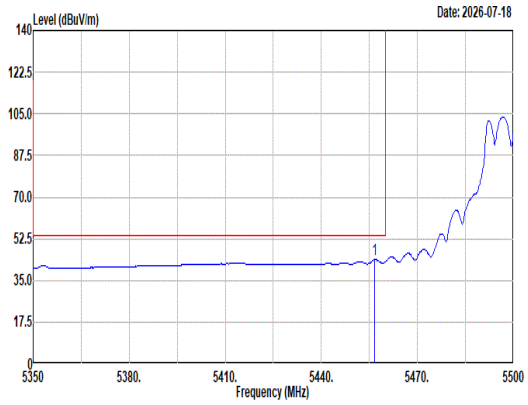 Site : 03CH22-HY Condition: AVG_BE(UNII)_B3 3m DRH18-E_LE2C04A18EN_260520 HORIZONTAL : RBW:1000.000kHz VBW:0.010kHz SWT:Auto Freq Level Limit Line Margin Read Level Ant Factor Cable Loss Preamp Factor Aux Factor APos TPos Remark MHz dBuV/m dBuV/m dB dBuV dB/m dB dB dB cm deg 1 5456.65 43.75 54.00 -10.25 32.19 32.70 12.32 34.34 0.88 200 9 Average	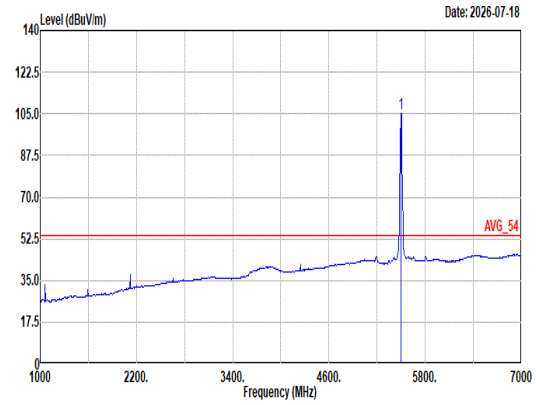 Site : 03CH22-HY Condition: AVG_54 3m DRH18-E_LE2C04A18EN_260520 HORIZONTAL : RBW:1000.000kHz VBW:0.010kHz SWT:Auto Freq Level Limit Line Margin Read Level Ant Factor Cable Loss Preamp Factor Aux Factor APos TPos Remark MHz dBuV/m dBuV/m dB dBuV dB/m dB dB dB cm deg 1 5500.00 105.36 ------ ------ 93.86 32.70 12.35 34.42 0.87 200 9 Average

Mode	30	
	Band Edge	
	U-NII-2C_5.47-5.725_802.11a_CH100_5500MHz	
ANT	8+9	
Pol.	Vertical	Fundamental
Peak	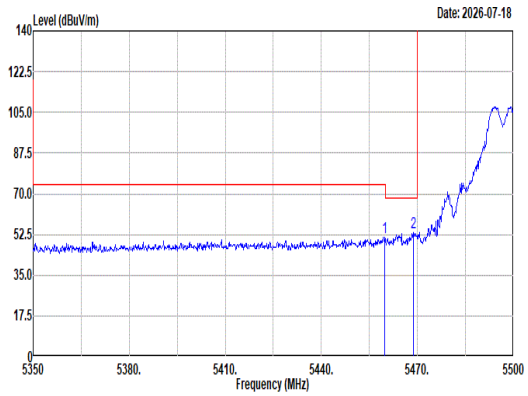 Site : 03CH22-HY Condition: PEAK_BE(UNII)_B3 3m DRH18-E_LE2C04A18EN_260520 VERTICAL : RBW:1000.000kHz VBW:3000.000kHz SWT:Auto Freq Level Limit Line Margin Read Level Ant Factor Cable Loss Preamp Factor Aux Factor APos TPos Remark MHz dBuV/m dBuV/m dB dBuV dB/m dB dB dB cm deg 1 5459.80 51.50 74.00 -22.50 39.95 32.70 12.32 34.35 0.88 109 240 Peak 2 5468.65 53.60 68.20 -14.60 42.05 32.70 12.33 34.36 0.88 109 240 Peak	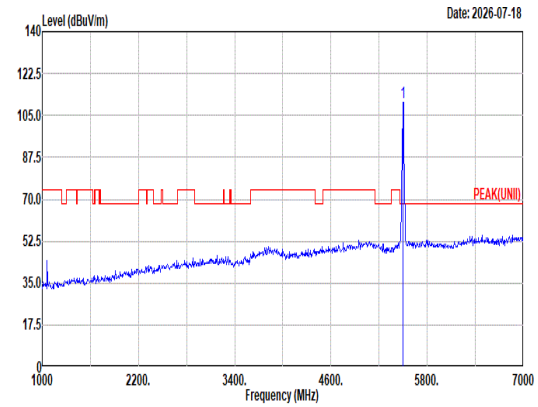 Site : 03CH22-HY Condition: PEAK(UNII) 3m DRH18-E_LE2C04A18EN_260520 VERTICAL : RBW:1000.000kHz VBW:3000.000kHz SWT:Auto Freq Level Limit Line Margin Read Level Ant Factor Cable Loss Preamp Factor Aux Factor APos TPos Remark MHz dBuV/m dBuV/m dB dBuV dB/m dB dB dB cm deg 1 5500.00 110.29 ------ ------ 98.76 32.74 12.35 34.43 0.87 109 240 Peak
Avg	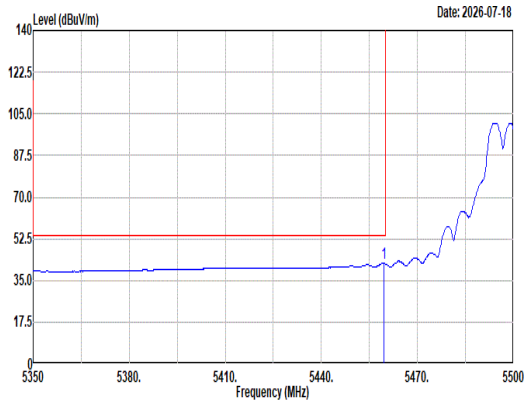 Site : 03CH22-HY Condition: AVG_BE(UNII)_B3 3m DRH18-E_LE2C04A18EN_260520 VERTICAL : RBW:1000.000kHz VBW:0.010kHz SWT:Auto Freq Level Limit Line Margin Read Level Ant Factor Cable Loss Preamp Factor Aux Factor APos TPos Remark MHz dBuV/m dBuV/m dB dBuV dB/m dB dB dB cm deg 1 5459.65 42.09 54.00 -11.91 30.54 32.70 12.32 34.35 0.88 109 240 Average	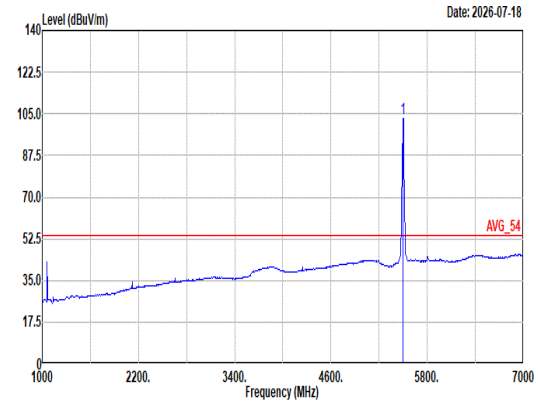 Site : 03CH22-HY Condition: AVG_54 3m DRH18-E_LE2C04A18EN_260520 VERTICAL : RBW:1000.000kHz VBW:0.010kHz SWT:Auto Freq Level Limit Line Margin Read Level Ant Factor Cable Loss Preamp Factor Aux Factor APos TPos Remark MHz dBuV/m dBuV/m dB dBuV dB/m dB dB dB cm deg 1 5500.00 103.23 ------ ------ 91.70 32.74 12.35 34.43 0.87 109 240 Average

Mode	30	
	Harmonic	
	U-NII-2C_5.47-5.725_802.11a_CH100_5500MHz	
ANT	8+9	
Pol.	Horizontal	Vertical
Peak Avg	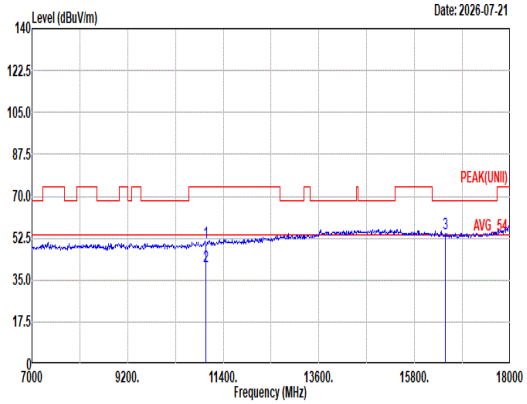 Site : 03CH22-HY Condition: PEAK(UNII) 3m DRH18-E_LE2C04A18EN_260520 HORIZONTAL Freq Level Limit Line Margin Read Level Ant Factor Cable Loss Preamp Factor Aux Factor APos TPos Remark MHz dBuV/m dBuV/m dB dBuV dB/m dB dB dB cm deg 1 11000.00 50.52 74.00 -23.48 33.44 38.10 17.42 39.77 1.33 -- -- Peak 2 11000.00 40.88 54.00 -13.12 23.80 38.10 17.42 39.77 1.33 -- -- Average 3 16500.00 54.15 68.20 -14.05 35.68 41.10 21.42 46.03 1.98 -- -- Peak	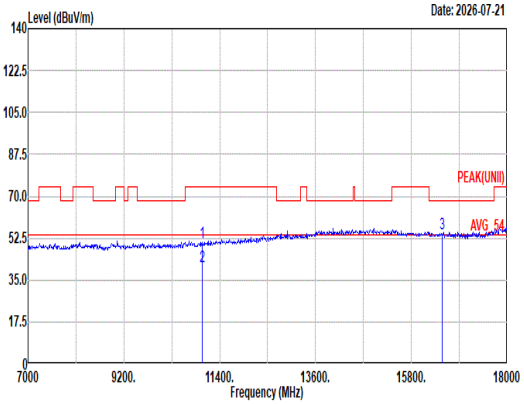 Site : 03CH22-HY Condition: PEAK(UNII) 3m DRH18-E_LE2C04A18EN_260520 VERTICAL Freq Level Limit Line Margin Read Level Ant Factor Cable Loss Preamp Factor Aux Factor APos TPos Remark MHz dBuV/m dBuV/m dB dBuV dB/m dB dB dB cm deg 1 11000.00 50.79 74.00 -23.21 33.71 38.10 17.42 39.77 1.33 -- -- Peak 2 11000.00 40.84 54.00 -13.16 23.76 38.10 17.42 39.77 1.33 -- -- Average 3 16500.00 54.17 68.20 -14.03 35.70 41.10 21.42 46.03 1.98 -- -- Peak

Mode	30	
	Harmonic	
	U-NII-2C_5.47-5.725_802.11a_CH100_5500MHz	
ANT	8+9	
Pol.	Horizontal	Vertical
10.6G ~18G Avg	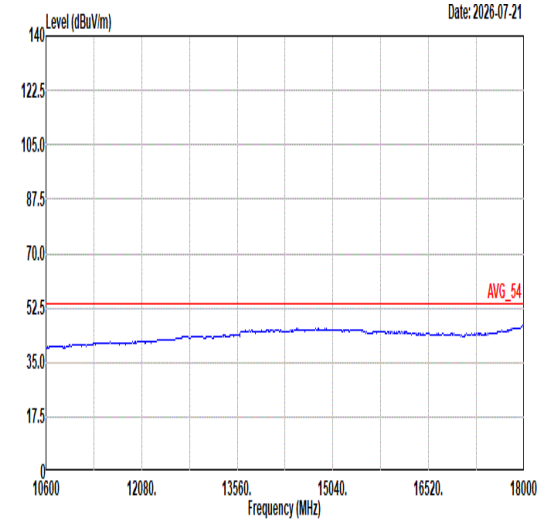 Site : 03CH22-HY Condition: AVG_54 3m DRH18-E_LE2C04A18EN_260520 HORIZONTAL	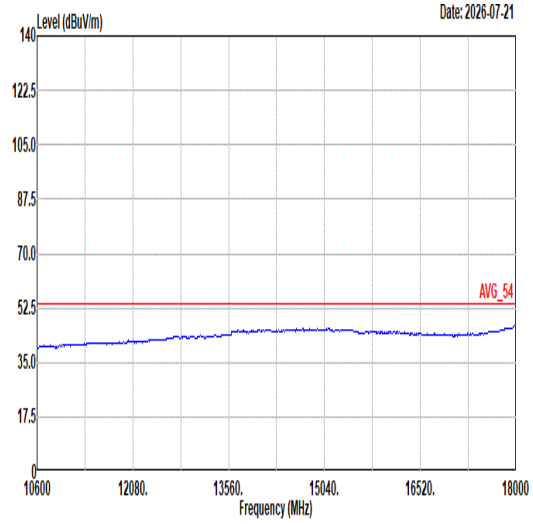 Site : 03CH22-HY Condition: AVG_54 3m DRH18-E_LE2C04A18EN_260520 VERTICAL

Mode	31	
	Harmonic	
	U-NII-2C_5.47-5.725_802.11a_CH116_5580MHz	
ANT	8+9	
Pol.	Horizontal	Vertical
Peak Avg	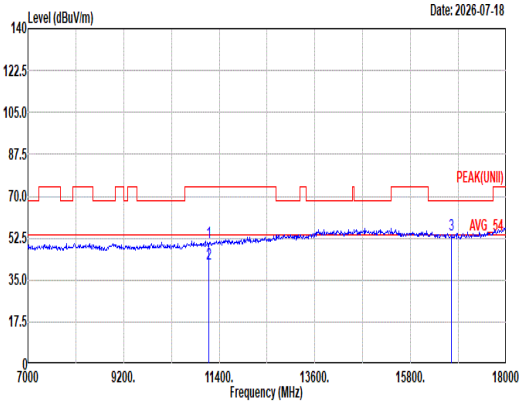 Site : 03CH22-HY Condition: PEAK(UNII) 3m DRH18-E_LE2C04A18EN_260520 HORIZONTAL Freq Level Limit Line Margin Read Level Ant Factor Cable Loss Preamp Factor Aux Factor APos TPos Remark MHz dBuV/m dBuV/m dB dBuV dB/m dB dB dB cm deg 1 11160.00 50.79 74.00 -23.21 33.49 38.34 17.54 39.92 1.34 -- -- Peak 2 11160.00 41.64 54.00 -12.36 24.34 38.34 17.54 39.92 1.34 -- -- Average 3 16740.00 53.76 68.20 -14.44 35.48 40.88 21.59 46.15 1.96 -- -- Peak	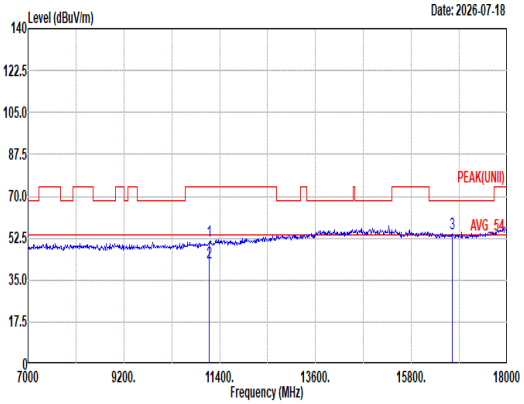 Site : 03CH22-HY Condition: PEAK(UNII) 3m DRH18-E_LE2C04A18EN_260520 VERTICAL Freq Level Limit Line Margin Read Level Ant Factor Cable Loss Preamp Factor Aux Factor APos TPos Remark MHz dBuV/m dBuV/m dB dBuV dB/m dB dB dB cm deg 1 11160.00 51.28 74.00 -22.72 33.98 38.34 17.54 39.92 1.34 -- -- Peak 2 11160.00 42.03 54.00 -11.97 24.73 38.34 17.54 39.92 1.34 -- -- Average 3 16740.00 54.47 68.20 -13.73 36.19 40.88 21.59 46.15 1.96 -- -- Peak

Mode	31	
	Harmonic	
	U-NII-2C_5.47-5.725_802.11a_CH116_5580MHz	
ANT	8+9	
Pol.	Horizontal	Vertical
10.6G ~18G Avg	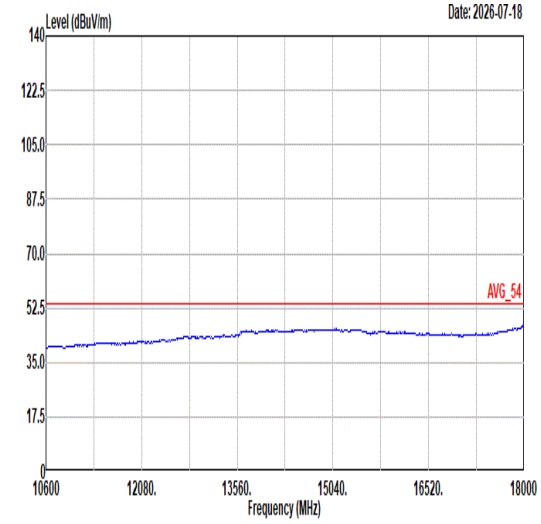 Site : 03CH22-HY Condition: AVG_54 3m DRH18-E_LE2C04A18EN_260520 HORIZONTAL	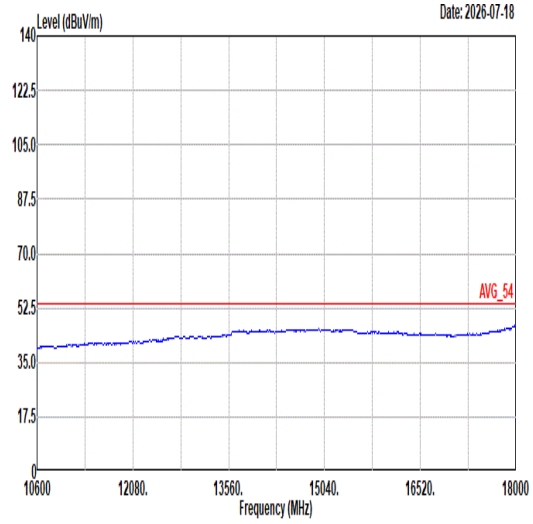 Site : 03CH22-HY Condition: AVG_54 3m DRH18-E_LE2C04A18EN_260520 VERTICAL

Mode	32	
	Band Edge	
	U-NII-2C_5.47-5.725_802.11a_CH140_5700MHz	
ANT	8+9	
Pol.	Horizontal	Fundamental
Peak	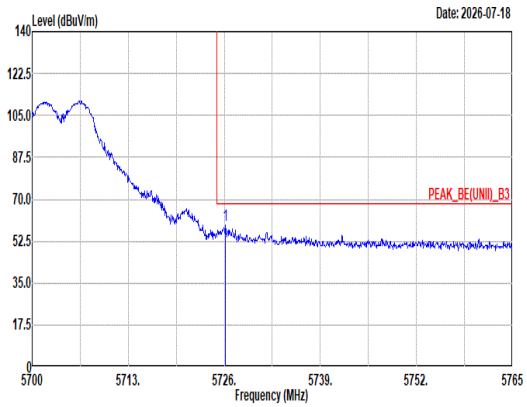 Site : 03CH22-HY Condition: PEAK_BE(UNII)_B3 3m DRH18-E_LE2C04A18EN_260520 HORIZONTAL : RBW:1000.000kHz VBW:3000.000kHz SWT:Auto Freq Level Limit Line Margin Read Level Ant Factor Cable Loss Preamp Factor Aux Factor APos TPos Remark MHz dBuV/m dBuV/m dB dBuV dB/m dB dB dB cm deg 1 5726.20 59.11 68.20 -9.09 46.33 33.85 12.48 34.62 1.07 108 358 Peak	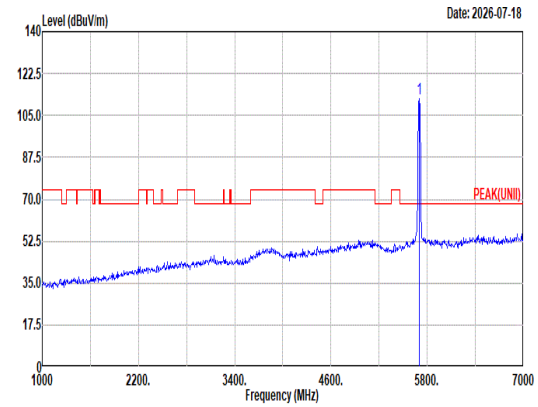 Site : 03CH22-HY Condition: PEAK(UNII) 3m DRH18-E_LE2C04A18EN_260520 HORIZONTAL : RBW:1000.000kHz VBW:3000.000kHz SWT:Auto Freq Level Limit Line Margin Read Level Ant Factor Cable Loss Preamp Factor Aux Factor APos TPos Remark MHz dBuV/m dBuV/m dB dBuV dB/m dB dB dB cm deg 1 5700.00 112.16 ------ ------ 99.50 33.78 12.46 34.60 1.02 108 358 Peak
Avg	Blank	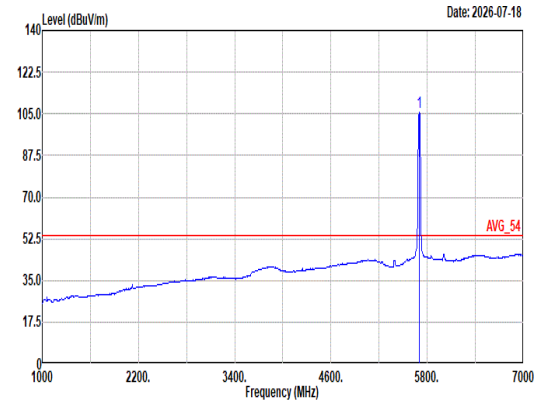 Site : 03CH22-HY Condition: AVG_54 3m DRH18-E_LE2C04A18EN_260520 HORIZONTAL : RBW:1000.000kHz VBW:0.010kHz SWT:Auto Freq Level Limit Line Margin Read Level Ant Factor Cable Loss Preamp Factor Aux Factor APos TPos Remark MHz dBuV/m dBuV/m dB dBuV dB/m dB dB dB cm deg 1 5700.00 105.76 ------ ------ 93.10 33.78 12.46 34.60 1.02 108 358 Average

Mode	32	
	Band Edge	
	U-NII-2C_5.47-5.725_802.11a_CH140_5700MHz	
ANT	8+9	
Pol.	Vertical	Fundamental
Peak	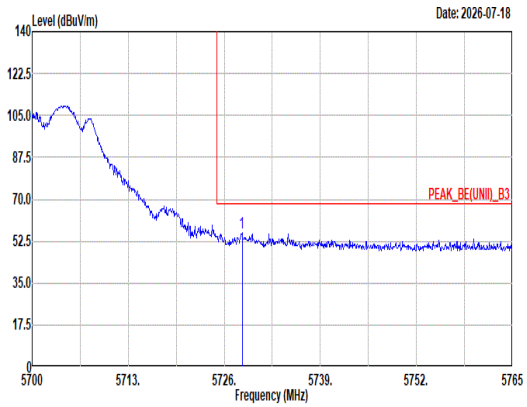 Site : 03CH22-HY Condition: PEAK_BE(UNII)_B3 3m DRH18-E_LE2C04A18EN_260520 VERTICAL : RBW:1000.000kHz VBW:3000.000kHz SWT:Auto Freq Level Limit Line Margin Read Level Ant Factor Cable Loss Preamp Factor Aux Factor APos TPos Remark MHz dBuV/m dBuV/m dB dBuV dB/m dB dB dB cm deg 1 5728.41 56.06 68.20 -12.14 43.28 33.86 12.48 34.63 1.07 100 240 Peak	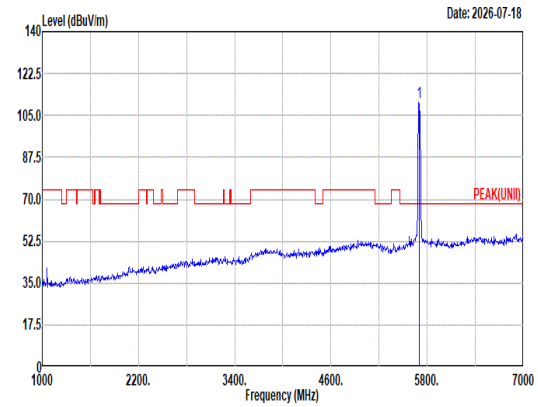 Site : 03CH22-HY Condition: PEAK(UNII) 3m DRH18-E_LE2C04A18EN_260520 VERTICAL : RBW:1000.000kHz VBW:3000.000kHz SWT:Auto Freq Level Limit Line Margin Read Level Ant Factor Cable Loss Preamp Factor Aux Factor APos TPos Remark MHz dBuV/m dBuV/m dB dBuV dB/m dB dB dB cm deg 1 5700.00 110.20 ------ ------ 97.58 33.74 12.46 34.59 1.01 100 240 Peak
Avg	Blank	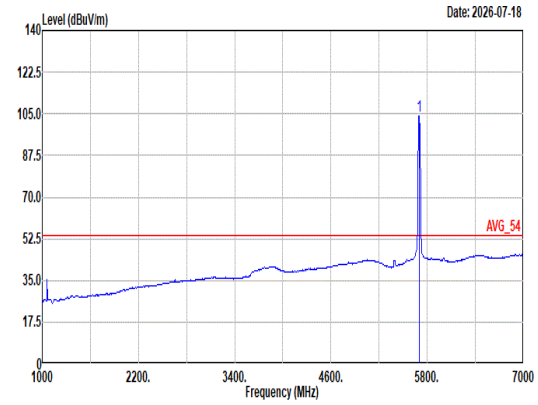 Site : 03CH22-HY Condition: AVG_54 3m DRH18-E_LE2C04A18EN_260520 VERTICAL : RBW:1000.000kHz VBW:0.010kHz SWT:Auto Freq Level Limit Line Margin Read Level Ant Factor Cable Loss Preamp Factor Aux Factor APos TPos Remark MHz dBuV/m dBuV/m dB dBuV dB/m dB dB dB cm deg 1 5700.00 104.00 ------ ------ 91.29 33.81 12.47 34.60 1.03 100 240 Average

Mode	32	
	Harmonic	
	U-NII-2C_5.47-5.725_802.11a_CH140_5700MHz	
ANT	8+9	
Pol.	Horizontal	Vertical
Peak Avg	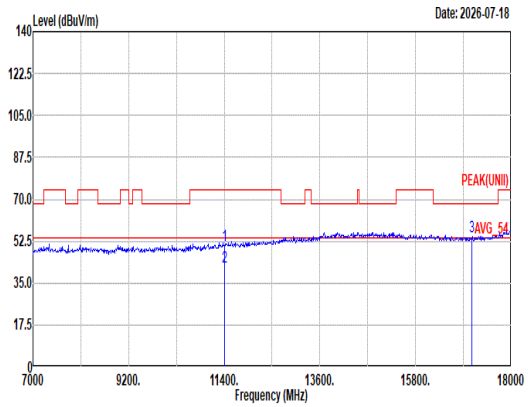 Site : 03CH22-HY Condition: PEAK(UNII) 3m DRH18-E_LE2C04A18EN_260520 HORIZONTAL Freq Level Limit Line Margin Read Level Ant Factor Cable Loss Preamp Factor Aux Factor APos TPos Remark MHz dBuV/m dBuV/m dB dBuV dB/m dB dB dB cm deg 1 11400.00 50.87 74.00 -23.13 33.12 38.80 17.73 40.14 1.36 -- -- Peak 2 11400.00 41.49 54.00 -12.51 23.74 38.80 17.73 40.14 1.36 -- -- Average 3 17100.00 54.25 68.20 -13.95 36.32 40.50 21.85 46.36 1.94 -- -- Peak	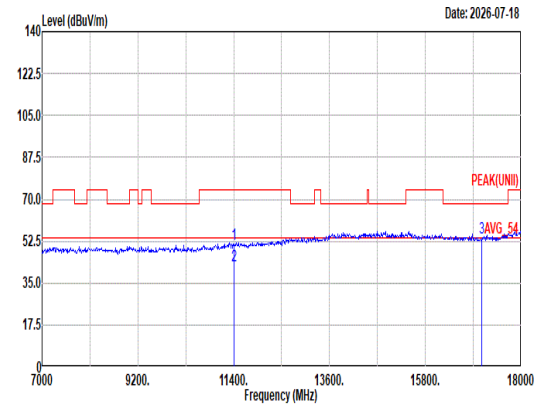 Site : 03CH22-HY Condition: PEAK(UNII) 3m DRH18-E_LE2C04A18EN_260520 VERTICAL Freq Level Limit Line Margin Read Level Ant Factor Cable Loss Preamp Factor Aux Factor APos TPos Remark MHz dBuV/m dBuV/m dB dBuV dB/m dB dB dB cm deg 1 11400.00 51.26 74.00 -22.74 33.51 38.80 17.73 40.14 1.36 -- -- Peak 2 11400.00 42.05 54.00 -11.95 24.30 38.80 17.73 40.14 1.36 -- -- Average 3 17100.00 53.83 68.20 -14.37 35.90 40.50 21.85 46.36 1.94 -- -- Peak

Mode	32	
	Harmonic	
	U-NII-2C_5.47-5.725_802.11a_CH140_5700MHz	
ANT	8+9	
Pol.	Horizontal	Vertical
10.6G ~18G Avg	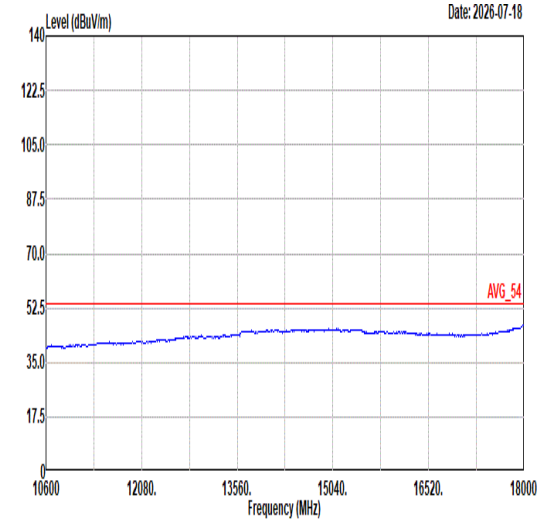 Site : 03CH22-HY Condition: AVG_54 3m DRH18-E_LE2C04A18EN_260520 HORIZONTAL	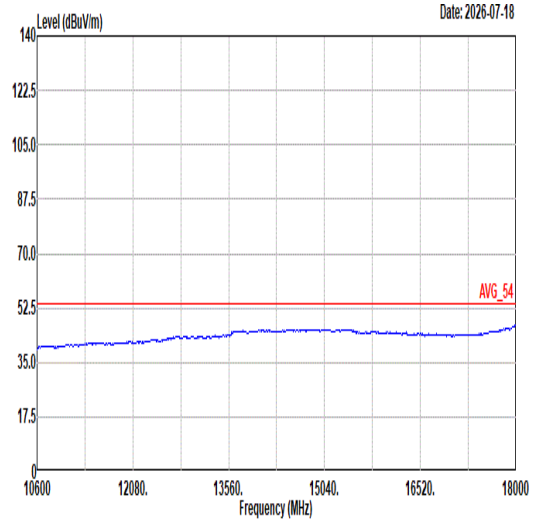 Site : 03CH22-HY Condition: AVG_54 3m DRH18-E_LE2C04A18EN_260520 VERTICAL

Mode	33
	Band Edge
	U-NII-2C_5.47-5.725_802.11be EHT20_CH100_Full RU_5500MHz
ANT	8+9

Pol.	Horizontal	Fundamental
Peak	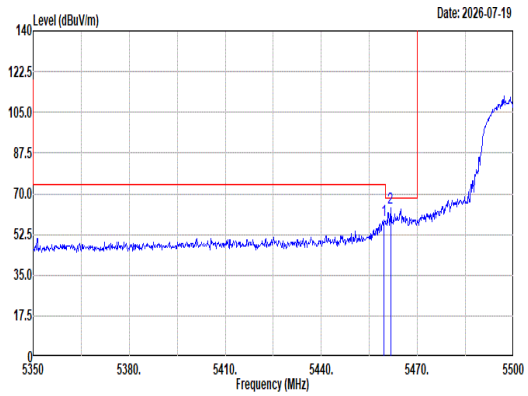 Site : 03CH22-HY Condition: PEAK_BE(UNII)_B3 3m DRH18-E_LE2C04A18EN_260520 HORIZONTAL : RBW:1000.000kHz VBW:3000.000kHz SWT:Auto Freq Level Limit Line Margin Read Level Ant Factor Cable Loss Preamp Factor Aux Factor APos TPos Remark MHz dBuV/m dBuV/m dB dBuV dB/m dB dB dB cm deg 1 5459.50 58.71 74.00 -15.29 47.16 32.70 12.32 34.35 0.88 100 336 Peak 2 5461.60 63.66 68.20 -4.54 52.11 32.70 12.32 34.35 0.88 100 336 Peak	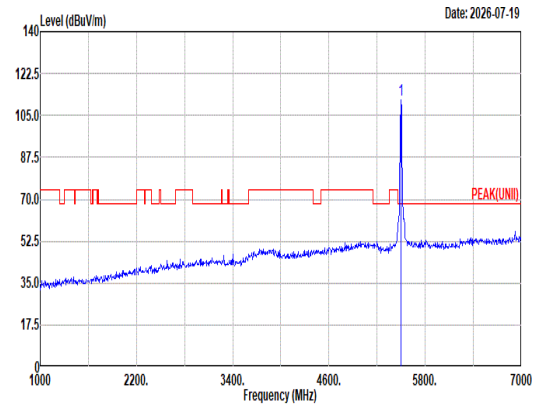 Site : 03CH22-HY Condition: PEAK(UNII) 3m DRH18-E_LE2C04A18EN_260520 HORIZONTAL : RBW:1000.000kHz VBW:3000.000kHz SWT:Auto Freq Level Limit Line Margin Read Level Ant Factor Cable Loss Preamp Factor Aux Factor APos TPos Remark MHz dBuV/m dBuV/m dB dBuV dB/m dB dB dB cm deg 1 5500.00 111.58 ------ ------ 100.08 32.70 12.35 34.42 0.87 100 336 Peak
Avg	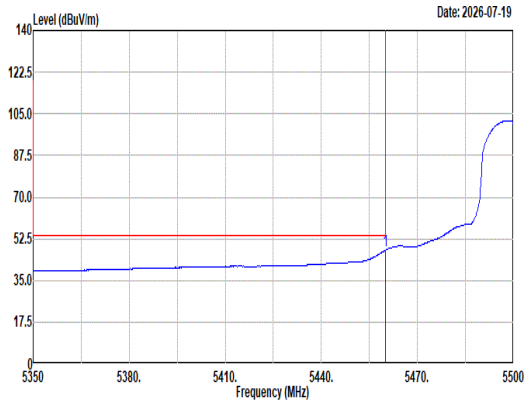 Site : 03CH22-HY Condition: AVG_BE(UNII)_B3 3m DRH18-E_LE2C04A18EN_260520 HORIZONTAL : RBW:1000.000kHz VBW:0.010kHz SWT:Auto Freq Level Limit Line Margin Read Level Ant Factor Cable Loss Preamp Factor Aux Factor APos TPos Remark MHz dBuV/m dBuV/m dB dBuV dB/m dB dB dB cm deg 1 5459.95 47.57 54.00 -6.43 36.02 32.70 12.32 34.35 0.88 100 336 Average	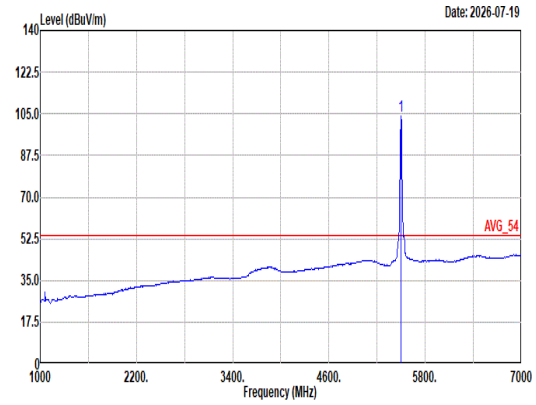 Site : 03CH22-HY Condition: AVG_54 3m DRH18-E_LE2C04A18EN_260520 HORIZONTAL : RBW:1000.000kHz VBW:0.010kHz SWT:Auto Freq Level Limit Line Margin Read Level Ant Factor Cable Loss Preamp Factor Aux Factor APos TPos Remark MHz dBuV/m dBuV/m dB dBuV dB/m dB dB dB cm deg 1 5500.00 104.09 ------ ------ 92.59 32.70 12.35 34.42 0.87 100 336 Average

Mode	33	
	Band Edge	
	U-NII-2C_5.47-5.725_802.11be EHT20_CH100_Full RU_5500MHz	
ANT	8+9	
Pol.	Vertical	Fundamental
Peak	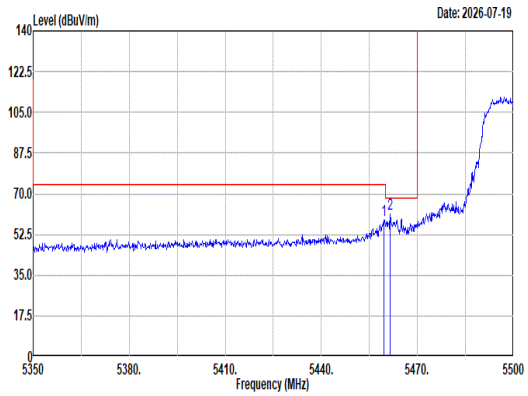 Site : 03CH22-HY Condition: PEAK_BE(UNII)_B3 3m DRH18-E_LE2C04A18EN_260520 VERTICAL : RBW:1000.000kHz VBW:3000.000kHz SWT:Auto 1 5459.65 58.59 74.00 -15.41 47.04 32.70 12.32 34.35 0.88 100 249 Peak 2 5461.45 61.13 68.20 -7.07 49.58 32.70 12.32 34.35 0.88 100 249 Peak	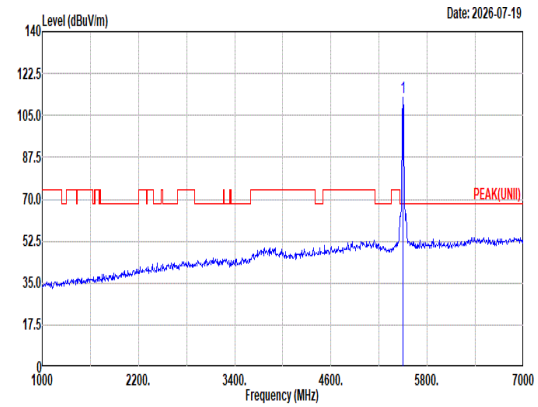 Site : 03CH22-HY Condition: PEAK(UNII) 3m DRH18-E_LE2C04A18EN_260520 VERTICAL : RBW:1000.000kHz VBW:3000.000kHz SWT:Auto 1 5500.00 112.40 ------ ------ 100.90 32.70 12.35 34.42 0.87 100 249 Peak
Avg	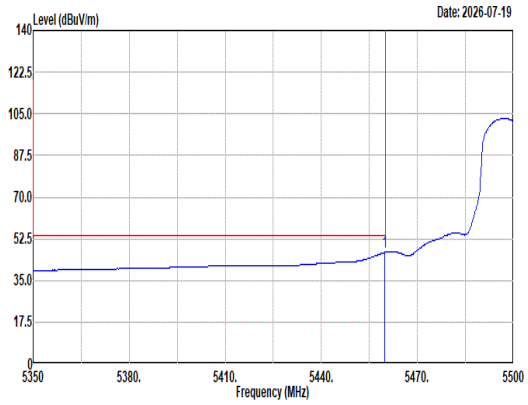 Site : 03CH22-HY Condition: AVG_BE(UNII)_B3 3m DRH18-E_LE2C04A18EN_260520 VERTICAL : RBW:1000.000kHz VBW:0.010kHz SWT:Auto 1 5459.80 46.77 54.00 -7.23 35.22 32.70 12.32 34.35 0.88 100 249 Average	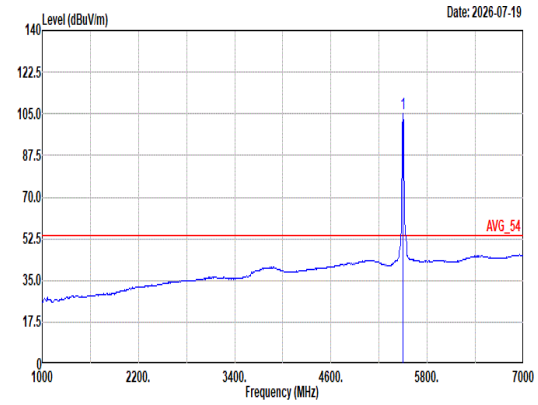 Site : 03CH22-HY Condition: AVG_54 3m DRH18-E_LE2C04A18EN_260520 VERTICAL : RBW:1000.000kHz VBW:0.010kHz SWT:Auto 1 5500.00 105.00 ------ ------ 93.49 32.70 12.35 34.41 0.87 100 249 Average

Mode	33	
	Harmonic	
	U-NII-2C_5.47-5.725_802.11be EHT20_CH100_Full RU_5500MHz	
ANT	8+9	
Pol.	Horizontal	Vertical
Peak Avg	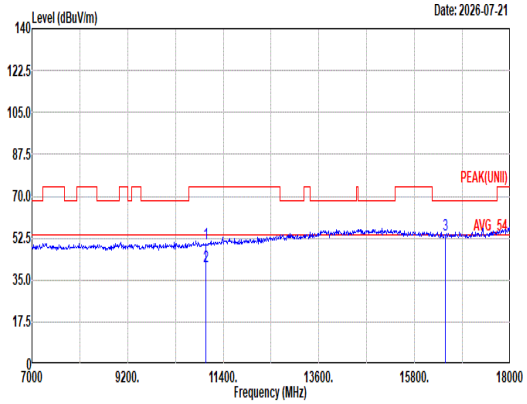 Site : 03CH22-HY Condition: PEAK(UNII) 3m DRH18-E_LE2C04A18EN_260520 HORIZONTAL Freq Level Limit Line Margin Read Level Ant Factor Cable Loss Preamp Factor Aux Factor APos TPos Remark MHz dBuV/m dBuV/m dB dBuV dB/m dB dB dB cm deg 1 11000.00 50.30 74.00 -23.70 33.22 38.10 17.42 39.77 1.33 -- -- Peak 2 11000.00 40.80 54.00 -13.20 23.72 38.10 17.42 39.77 1.33 -- -- Average 3 16500.00 54.09 68.20 -14.11 35.62 41.10 21.42 46.03 1.98 -- -- Peak	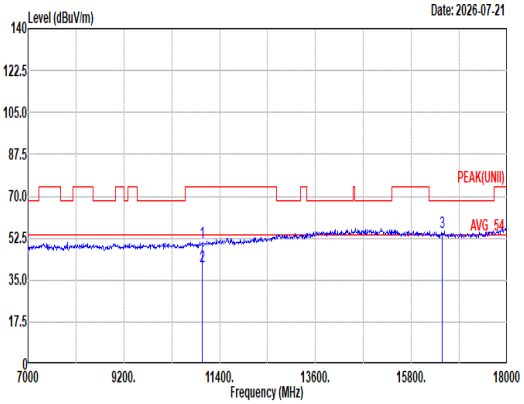 Site : 03CH22-HY Condition: PEAK(UNII) 3m DRH18-E_LE2C04A18EN_260520 VERTICAL Freq Level Limit Line Margin Read Level Ant Factor Cable Loss Preamp Factor Aux Factor APos TPos Remark MHz dBuV/m dBuV/m dB dBuV dB/m dB dB dB cm deg 1 11000.00 50.46 74.00 -23.54 33.38 38.10 17.42 39.77 1.33 -- -- Peak 2 11000.00 40.76 54.00 -13.24 23.68 38.10 17.42 39.77 1.33 -- -- Average 3 16500.00 54.81 68.20 -13.39 36.34 41.10 21.42 46.03 1.98 -- -- Peak

Mode	33	
	Harmonic	
	U-NII-2C_5.47-5.725_802.11be EHT20_CH100_Full RU_5500MHz	
ANT	8+9	
Pol.	Horizontal	Vertical
10.6G ~18G Avg	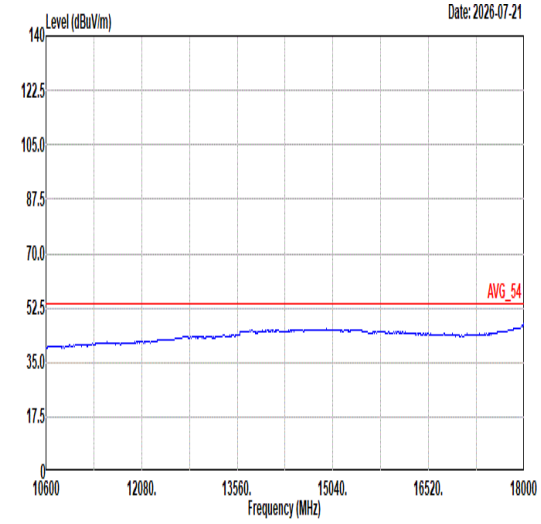 Site : 03CH22-HY Condition: AVG_54 3m DRH18-E_LE2C04A18EN_260520 HORIZONTAL	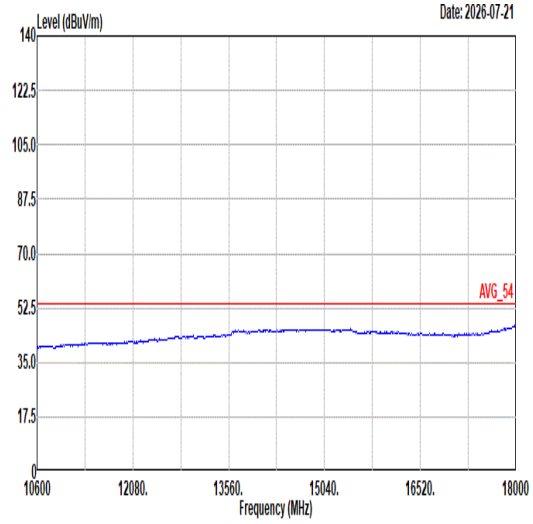 Site : 03CH22-HY Condition: AVG_54 3m DRH18-E_LE2C04A18EN_260520 VERTICAL

Mode	34	
	Harmonic	
	U-NII-2C_5.47-5.725_802.11be EHT20_CH116_Full RU_5580MHz	
ANT	8+9	
Pol.	Horizontal	Vertical
Peak Avg	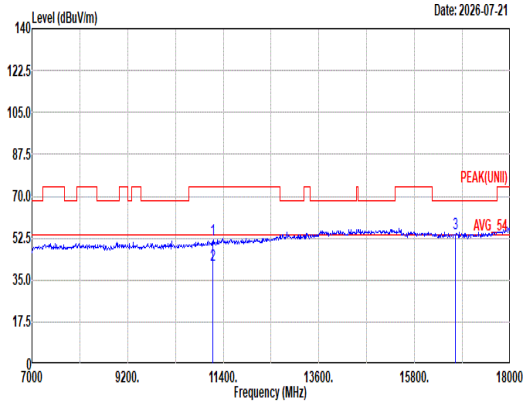 Site : 03CH22-HY Condition: PEAK(UNII) 3m DRH18-E_LE2C04A18EN_260520 HORIZONTAL Freq Level Limit Line Margin Read Level Ant Factor Cable Loss Preamp Factor Aux Factor APos TPos Remark MHz dBuV/m dBuV/m dB dBuV dB/m dB dB dB cm deg 1 11160.00 52.02 74.00 -21.98 34.72 38.34 17.54 39.92 1.34 -- -- Peak 2 11160.00 41.16 54.00 -12.84 23.86 38.34 17.54 39.92 1.34 -- -- Average 3 16740.00 54.18 68.20 -14.02 35.90 40.88 21.59 46.15 1.96 -- -- Peak	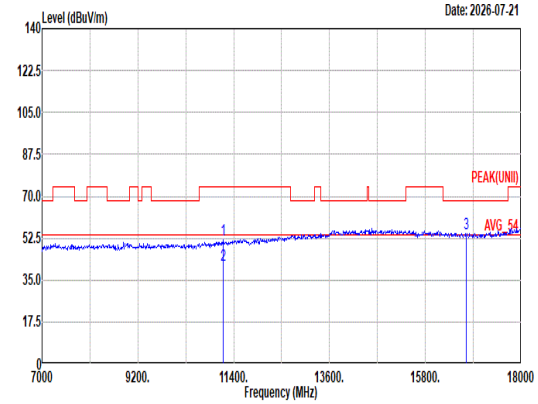 Site : 03CH22-HY Condition: PEAK(UNII) 3m DRH18-E_LE2C04A18EN_260520 VERTICAL Freq Level Limit Line Margin Read Level Ant Factor Cable Loss Preamp Factor Aux Factor APos TPos Remark MHz dBuV/m dBuV/m dB dBuV dB/m dB dB dB cm deg 1 11160.00 51.67 74.00 -22.33 34.37 38.34 17.54 39.92 1.34 -- -- Peak 2 11160.00 41.02 54.00 -12.98 23.72 38.34 17.54 39.92 1.34 -- -- Average 3 16740.00 54.57 68.20 -13.63 36.29 40.88 21.59 46.15 1.96 -- -- Peak

Mode	34	
	Harmonic	
	U-NII-2C_5.47-5.725_802.11be EHT20_CH116_Full RU_5580MHz	
ANT	8+9	
Pol.	Horizontal	Vertical
10.6G ~18G Avg	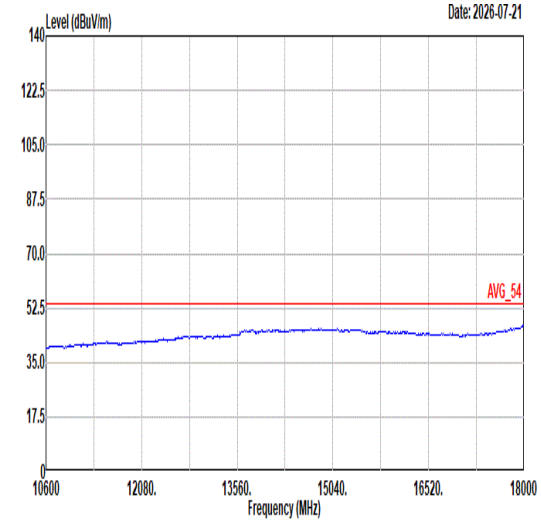 Site : 03CH22-HY Condition: AVG_54 3m DRH18-E_LE2C04A18EN_260520 HORIZONTAL	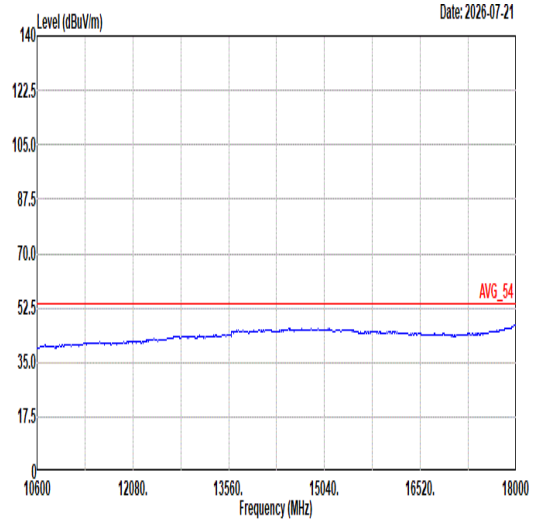 Site : 03CH22-HY Condition: AVG_54 3m DRH18-E_LE2C04A18EN_260520 VERTICAL

Mode	35	
	Band Edge	
	U-NII-2C_5.47-5.725_802.11be EHT20_CH140_Full RU_5700MHz	
ANT	8+9	
Pol.	Horizontal	Fundamental
Peak	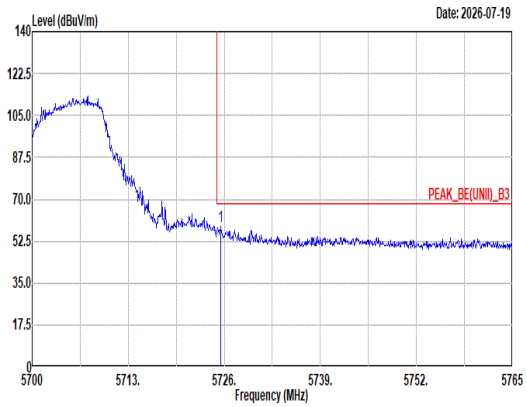 Site : 03CH22-HY Condition: PEAK_BE(UNII)_B3 3m DRH18-E_LE2C04A18EN_260520 HORIZONTAL : RBW:1000.000kHz VBW:3000.000kHz SWT:Auto Freq Level Limit Line Margin Read Level Ant Factor Cable Loss Preamp Factor Aux Factor APos TPos Remark 1 5725.55 58.45 68.20 -9.75 45.67 33.85 12.48 34.62 1.07 100 18 Peak	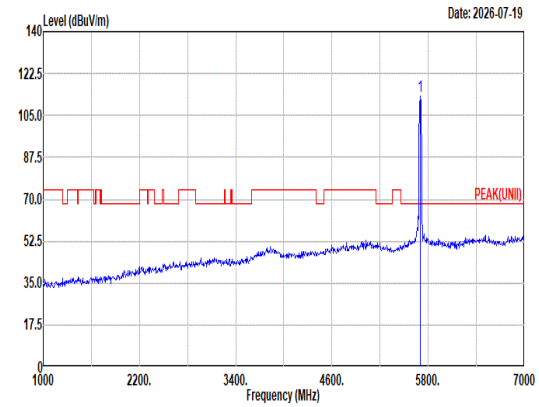 Site : 03CH22-HY Condition: PEAK(UNII) 3m DRH18-E_LE2C04A18EN_260520 HORIZONTAL : RBW:1000.000kHz VBW:3000.000kHz SWT:Auto Freq Level Limit Line Margin Read Level Ant Factor Cable Loss Preamp Factor Aux Factor APos TPos Remark 1 5700.00 113.27 ------ ------ 100.56 33.81 12.47 34.60 1.03 100 18 Peak
Avg	Blank	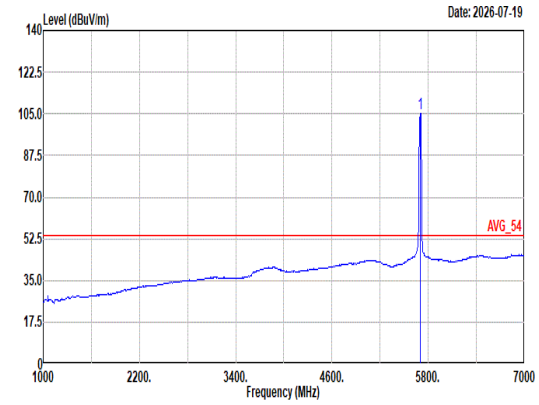 Site : 03CH22-HY Condition: AVG_54 3m DRH18-E_LE2C04A18EN_260520 HORIZONTAL : RBW:1000.000kHz VBW:0.010kHz SWT:Auto Freq Level Limit Line Margin Read Level Ant Factor Cable Loss Preamp Factor Aux Factor APos TPos Remark 1 5700.00 104.98 ------ ------ 92.27 33.81 12.47 34.60 1.03 100 18 Average

Mode	35	
	Band Edge	
	U-NII-2C_5.47-5.725_802.11be EHT20_CH140_Full RU_5700MHz	
ANT	8+9	
Pol.	Vertical	Fundamental
Peak	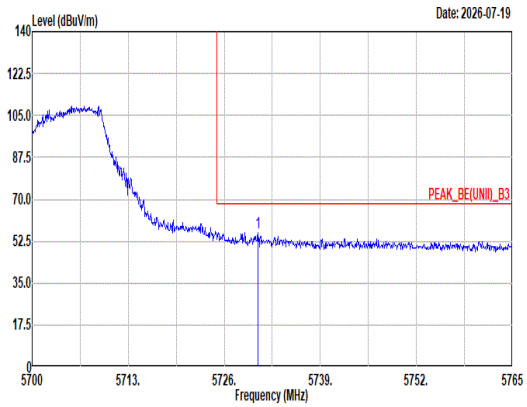 Site : 03CH22-HY Condition: PEAK_BE(UNII)_B3 3m DRH18-E_LE2C04A18EN_260520 VERTICAL : RBW:1000.000kHz VBW:3000.000kHz SWT:Auto Freq Level Limit Line Margin Read Level Ant Factor Cable Loss Preamp Factor Aux Factor APos TPos Remark 1 5730.55 56.08 68.20 -12.12 43.29 33.86 12.48 34.63 1.08 100 125 Peak	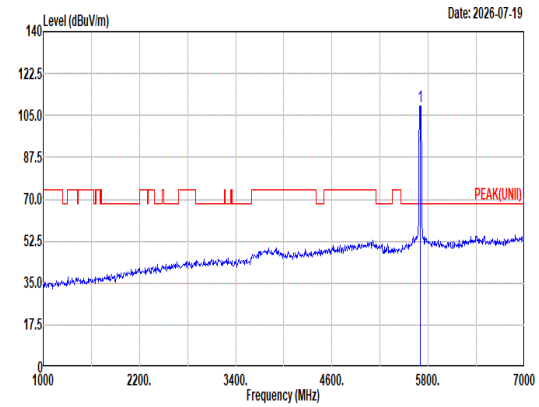 Site : 03CH22-HY Condition: PEAK(UNII) 3m DRH18-E_LE2C04A18EN_260520 VERTICAL : RBW:1000.000kHz VBW:3000.000kHz SWT:Auto Freq Level Limit Line Margin Read Level Ant Factor Cable Loss Preamp Factor Aux Factor APos TPos Remark 1 5700.00 109.03 ------ ------ 96.41 33.74 12.46 34.59 1.01 100 125 Peak
Avg	Blank	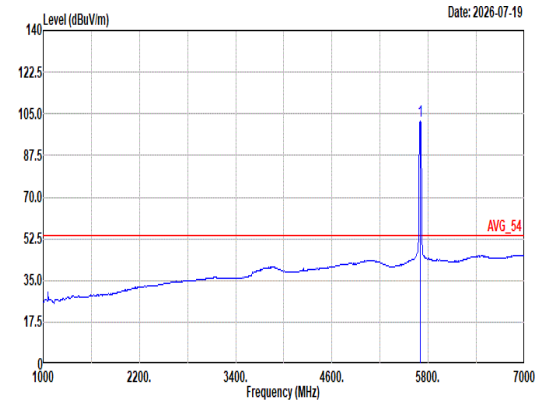 Site : 03CH22-HY Condition: AVG_54 3m DRH18-E_LE2C04A18EN_260520 VERTICAL : RBW:1000.000kHz VBW:0.010kHz SWT:Auto Freq Level Limit Line Margin Read Level Ant Factor Cable Loss Preamp Factor Aux Factor APos TPos Remark 1 5700.00 101.72 ------ ------ 89.01 33.81 12.47 34.60 1.03 100 125 Average

Mode	35	
	Harmonic	
	U-NII-2C_5.47-5.725_802.11be EHT20_CH140_Full RU_5700MHz	
ANT	8+9	
Pol.	Horizontal	Vertical
Peak Avg	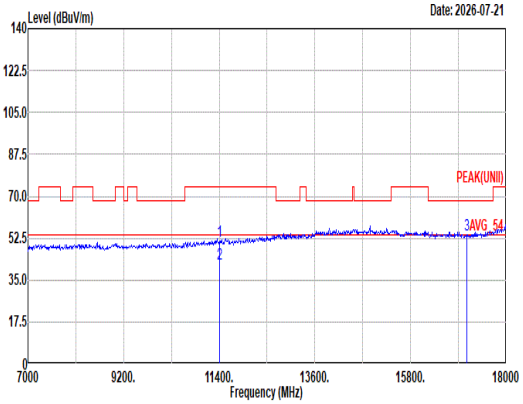 Site : 03CH22-HY Condition: PEAK(UNII) 3m DRH18-E_LE2C04A18EN_260520 HORIZONTAL Freq Level Limit Line Margin Read Level Ant Factor Cable Loss Preamp Factor Aux Factor APos TPos Remark MHz dBuV/m dBuV/m dB dBuV dB/m dB dB dB cm deg 1 11400.00 51.31 74.00 -22.69 33.56 38.80 17.73 40.14 1.36 -- -- Peak 2 11400.00 41.52 54.00 -12.48 23.77 38.80 17.73 40.14 1.36 -- -- Average 3 17100.00 54.03 68.20 -14.17 36.10 40.50 21.85 46.36 1.94 -- -- Peak	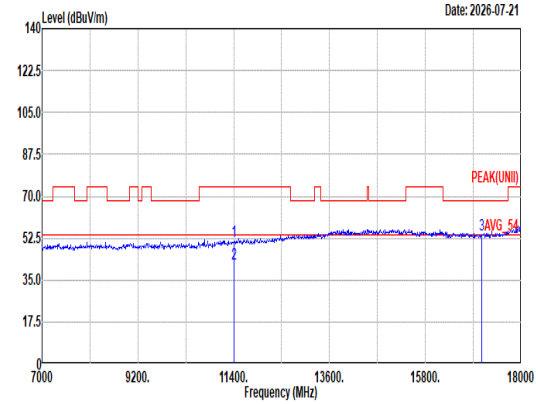 Site : 03CH22-HY Condition: PEAK(UNII) 3m DRH18-E_LE2C04A18EN_260520 VERTICAL Freq Level Limit Line Margin Read Level Ant Factor Cable Loss Preamp Factor Aux Factor APos TPos Remark MHz dBuV/m dBuV/m dB dBuV dB/m dB dB dB cm deg 1 11400.00 51.42 74.00 -22.58 33.67 38.80 17.73 40.14 1.36 -- -- Peak 2 11400.00 41.56 54.00 -12.44 23.81 38.80 17.73 40.14 1.36 -- -- Average 3 17100.00 53.86 68.20 -14.34 35.93 40.50 21.85 46.36 1.94 -- -- Peak

Mode	35	
	Harmonic	
	U-NII-2C_5.47-5.725_802.11be EHT20_CH140_Full RU_5700MHz	
ANT	8+9	
Pol.	Horizontal	Vertical
10.6G ~18G Avg	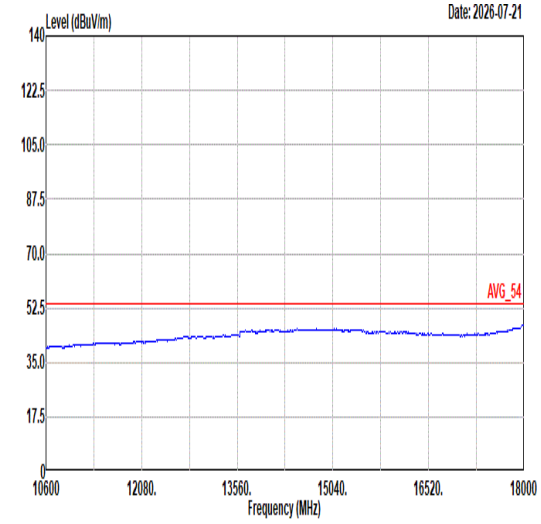 Site : 03CH22-HY Condition: AVG_54 3m DRH18-E_LE2C04A18EN_260520 HORIZONTAL	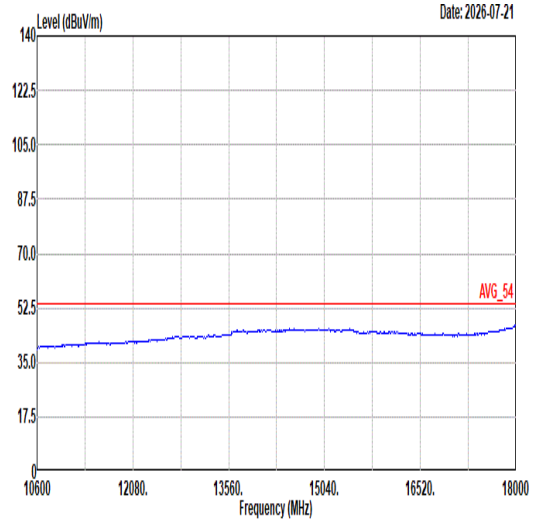 Site : 03CH22-HY Condition: AVG_54 3m DRH18-E_LE2C04A18EN_260520 VERTICAL

Mode	36
	Band Edge - L
	U-NII-2C_5.47-5.725_802.11be EHT40_CH102_Full RU_5510MHz
ANT	8+9

Pol.	Horizontal	Fundamental
Peak	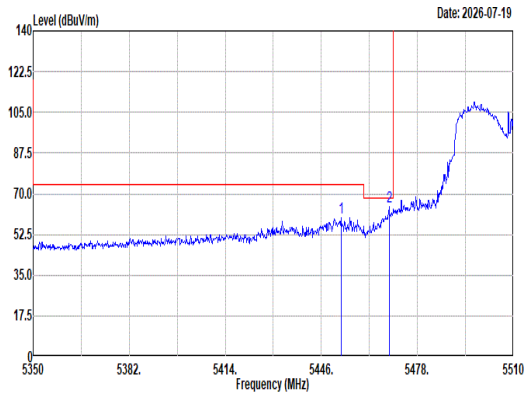 Site : 03CH22-HY Condition: PEAK_BE(UNII)_B3 3m DRH18-E_LE2C04A18EN_260520 HORIZONTAL : RBW:1000.000kHz VBW:3000.000kHz SWT:Auto Freq Level Limit Line Margin Read Level Ant Factor Cable Loss Preamp Factor Aux Factor APos TPos Remark MHz dBuV/m dBuV/m dB dBuV dB/m dB dB dB cm deg 1 5452.56 59.84 74.00 -14.16 48.28 32.70 12.32 34.34 0.88 100 20 Peak 2 5468.56 64.37 68.20 -3.83 52.82 32.70 12.33 34.36 0.88 100 20 Peak	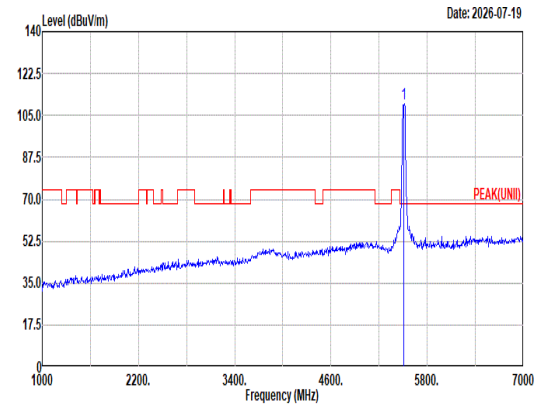 Site : 03CH22-HY Condition: PEAK(UNII) 3m DRH18-E_LE2C04A18EN_260520 HORIZONTAL : RBW:1000.000kHz VBW:3000.000kHz SWT:Auto Freq Level Limit Line Margin Read Level Ant Factor Cable Loss Preamp Factor Aux Factor APos TPos Remark MHz dBuV/m dBuV/m dB dBuV dB/m dB dB dB cm deg 1 5510.00 109.65 ------ ------ 98.05 32.81 12.36 34.44 0.87 100 20 Peak
Avg	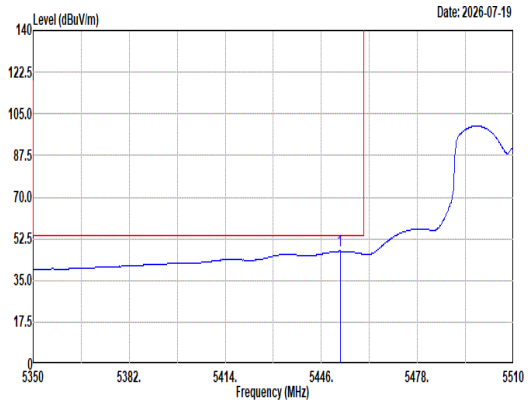 Site : 03CH22-HY Condition: AVG_BE(UNII)_B3 3m DRH18-E_LE2C04A18EN_260520 HORIZONTAL : RBW:1000.000kHz VBW:0.010kHz SWT:Auto Freq Level Limit Line Margin Read Level Ant Factor Cable Loss Preamp Factor Aux Factor APos TPos Remark MHz dBuV/m dBuV/m dB dBuV dB/m dB dB dB cm deg 1 5452.24 47.33 54.00 -6.67 35.77 32.70 12.32 34.34 0.88 100 20 Average	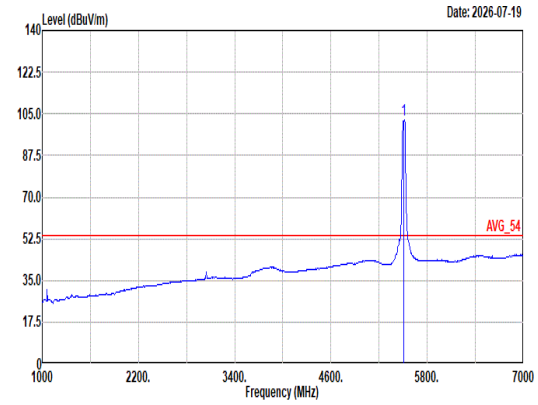 Site : 03CH22-HY Condition: AVG_54 3m DRH18-E_LE2C04A18EN_260520 HORIZONTAL : RBW:1000.000kHz VBW:0.010kHz SWT:Auto Freq Level Limit Line Margin Read Level Ant Factor Cable Loss Preamp Factor Aux Factor APos TPos Remark MHz dBuV/m dBuV/m dB dBuV dB/m dB dB dB cm deg 1 5510.00 102.43 ------ ------ 90.83 32.81 12.36 34.44 0.87 100 20 Average

Mode	36	
	Band Edge - R	
	U-NII-2C_5.47-5.725_802.11be EHT40_CH102_Full RU_5510MHz	
ANT	8+9	
Pol.	Horizontal	Fundamental
Peak	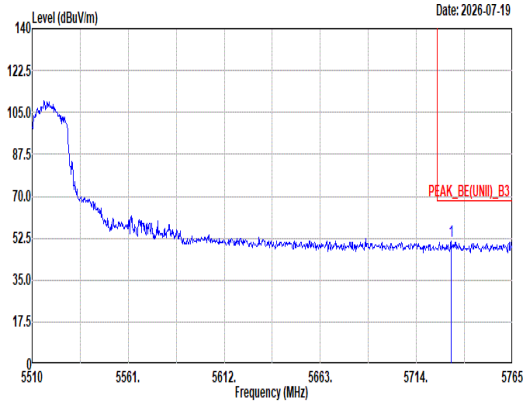 Site : 03CH22-HY Condition: PEAK_BE(UNII)_B3 3m DRH18-E_LE2C04A18EN_260520 HORIZONTAL : RBW:1000.000kHz VBW:3000.000kHz SWT:Auto Freq / Level / Limit Line / Margin / Read Level / Ant Factor / Cable Loss / Preamp Factor / Aux Factor / APos / TPos / Remark MHz / dBuV/m / dBuV/m / dB / dBuV / dB/m / dB / dB / dB / cm / deg 1 5732.36 51.03 68.20 -17.17 38.24 33.86 12.48 34.63 1.08 100 20 Peak	Blank

Mode	36	
	Band Edge - L	
	U-NII-2C_5.47-5.725_802.11be EHT40_CH102_Full RU_5510MHz	
ANT	8+9	
Pol.	Vertical	Fundamental
Peak	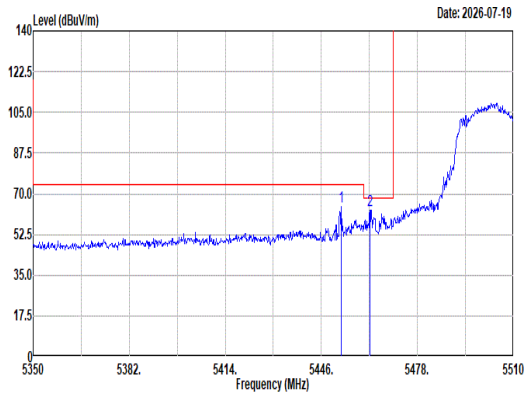 Site : 03CH22-HY Condition: PEAK_BE(UNII)_B3 3m DRH18-E_LE2C04A18EN_260520 VERTICAL : RBW:1000.000kHz VBW:3000.000kHz SWT:Auto Freq Level Limit Line Margin Read Level Ant Factor Cable Loss Preamp Factor Aux Factor APos TPos Remark MHz dBuV/m dBuV/m dB dBuV dB/m dB dB dB cm deg 1 5452.72 64.22 74.00 -9.78 52.66 32.70 12.32 34.34 0.88 100 100 Peak 2 5462.16 62.66 68.20 -5.54 51.11 32.70 12.32 34.35 0.88 100 100 Peak	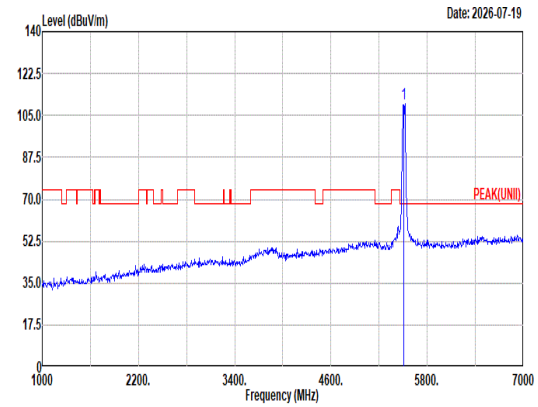 Site : 03CH22-HY Condition: PEAK(UNII) 3m DRH18-E_LE2C04A18EN_260520 VERTICAL : RBW:1000.000kHz VBW:3000.000kHz SWT:Auto Freq Level Limit Line Margin Read Level Ant Factor Cable Loss Preamp Factor Aux Factor APos TPos Remark MHz dBuV/m dBuV/m dB dBuV dB/m dB dB dB cm deg 1 5510.00 109.69 ------ ------ 98.05 32.84 12.37 34.44 0.87 100 100 Peak
Avg	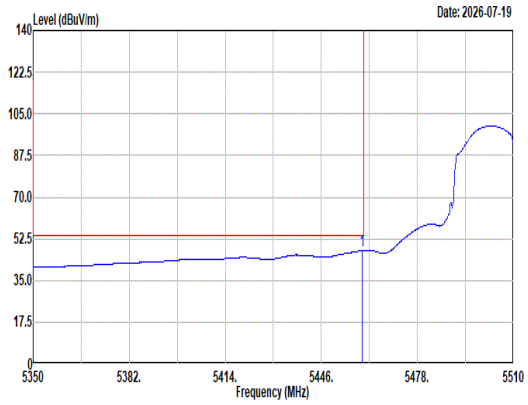 Site : 03CH22-HY Condition: AVG_BE(UNII)_B3 3m DRH18-E_LE2C04A18EN_260520 VERTICAL : RBW:1000.000kHz VBW:0.010kHz SWT:Auto Freq Level Limit Line Margin Read Level Ant Factor Cable Loss Preamp Factor Aux Factor APos TPos Remark MHz dBuV/m dBuV/m dB dBuV dB/m dB dB dB cm deg 1 5459.60 47.57 54.00 -6.43 36.02 32.70 12.32 34.35 0.88 100 100 Average	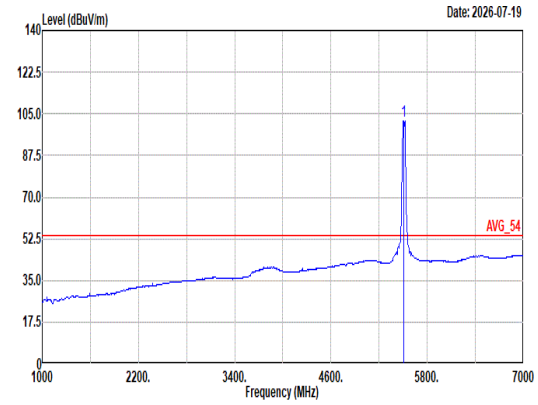 Site : 03CH22-HY Condition: AVG_54 3m DRH18-E_LE2C04A18EN_260520 VERTICAL : RBW:1000.000kHz VBW:0.010kHz SWT:Auto Freq Level Limit Line Margin Read Level Ant Factor Cable Loss Preamp Factor Aux Factor APos TPos Remark MHz dBuV/m dBuV/m dB dBuV dB/m dB dB dB cm deg 1 5510.00 102.15 ------ ------ 90.51 32.84 12.37 34.44 0.87 100 100 Average

Mode	36	
	Band Edge - R	
	U-NII-2C_5.47-5.725_802.11be EHT40_CH102_Full RU_5510MHz	
ANT	8+9	
Pol.	Vertical	Fundamental
Peak	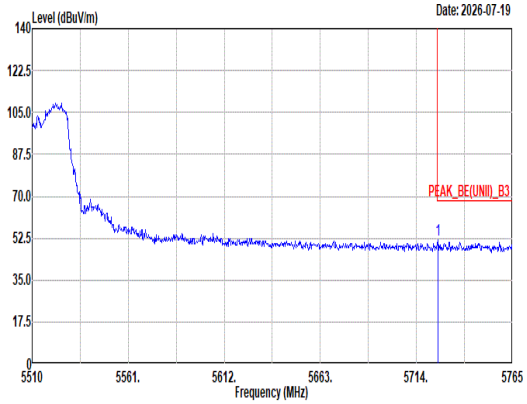 Site : 03CH22-HY Condition: PEAK_BE(UNII)_B3 3m DRH18-E_LE2C04A18EN_260520 VERTICAL : RBW:1000.000kHz VBW:3000.000kHz SWT:Auto Freq Level Limit Line Margin Read Level Ant Factor Cable Loss Preamp Factor Aux Factor APos TPos Remark MHz dBuV/m dBuV/m dB dBuV dB/m dB dB dB cm deg 1 5725.48 51.84 68.20 -16.36 39.06 33.85 12.48 34.62 1.07 100 100 Peak	Blank

Mode	36	
	Harmonic	
	U-NII-2C_5.47-5.725_802.11be EHT40_CH102_Full RU_5510MHz	
ANT	8+9	
Pol.	Horizontal	Vertical
Peak Avg	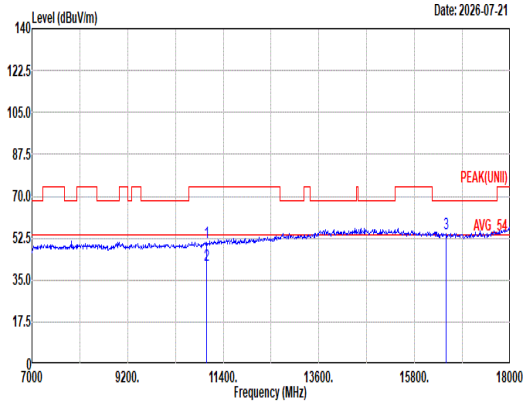 Site : 03CH22-HY Condition: PEAK(UNII) 3m DRH18-E_LE2C04A18EN_260520 HORIZONTAL Freq Level Limit Line Margin Read Level Ant Factor Cable Loss Preamp Factor Aux Factor APos TPos Remark MHz dBuV/m dBuV/m dB dBuV dB/m dB dB dB cm deg 1 11020.00 50.78 74.00 -23.22 33.70 38.10 17.44 39.79 1.33 -- -- Peak 2 11020.00 41.04 54.00 -12.96 23.96 38.10 17.44 39.79 1.33 -- -- Average 3 16530.00 54.39 68.20 -13.81 35.96 41.04 21.45 46.04 1.98 -- -- Peak	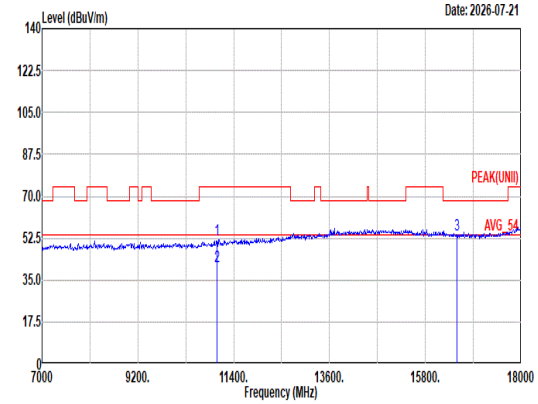 Site : 03CH22-HY Condition: PEAK(UNII) 3m DRH18-E_LE2C04A18EN_260520 VERTICAL Freq Level Limit Line Margin Read Level Ant Factor Cable Loss Preamp Factor Aux Factor APos TPos Remark MHz dBuV/m dBuV/m dB dBuV dB/m dB dB dB cm deg 1 11020.00 51.53 74.00 -22.47 34.45 38.10 17.44 39.79 1.33 -- -- Peak 2 11020.00 40.93 54.00 -13.07 23.85 38.10 17.44 39.79 1.33 -- -- Average 3 16530.00 54.07 68.20 -14.13 35.64 41.04 21.45 46.04 1.98 -- -- Peak

Mode	36	
	Harmonic	
	U-NII-2C_5.47-5.725_802.11be EHT40_CH102_Full RU_5510MHz	
ANT	8+9	
Pol.	Horizontal	Vertical
10.6G ~18G Avg	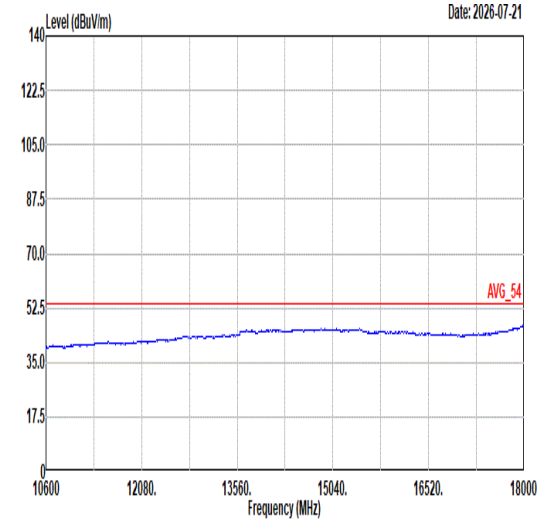 Site : 03CH22-HY Condition: AVG_54 3m DRH18-E_LE2C04A18EN_260520 HORIZONTAL	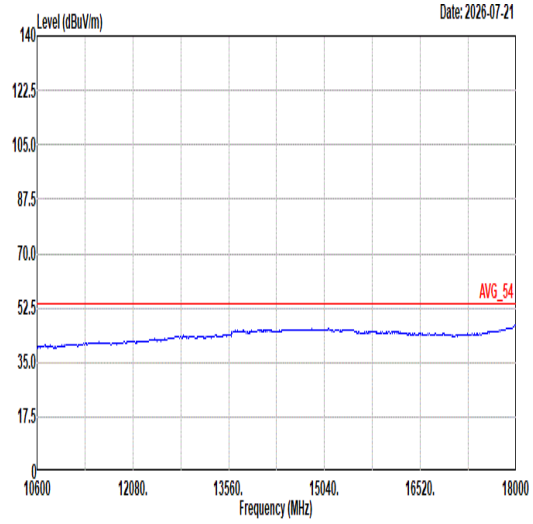 Site : 03CH22-HY Condition: AVG_54 3m DRH18-E_LE2C04A18EN_260520 VERTICAL

Mode	37	
	Harmonic	
	U-NII-2C_5.47-5.725_802.11be EHT40_CH110_Full RU_5550MHz	
ANT	8+9	
Pol.	Horizontal	Vertical
Peak Avg	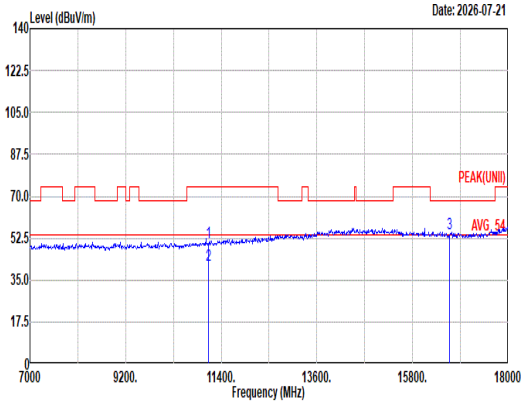 Site : 03CH22-HY Condition: PEAK(UNII) 3m DRH18-E_LE2C04A18EN_260520 HORIZONTAL Freq Level Limit Line Margin Read Level Ant Factor Cable Loss Preamp Factor Aux Factor APos TPos Remark MHz dBuV/m dBuV/m dB dBuV dB/m dB dB dB cm deg 1 11100.00 50.56 74.00 -23.44 33.28 38.30 17.50 39.86 1.34 -- -- Peak 2 11100.00 41.15 54.00 -12.85 23.87 38.30 17.50 39.86 1.34 -- -- Average 3 16650.00 54.52 68.20 -13.68 36.32 40.80 21.53 46.10 1.97 -- -- Peak	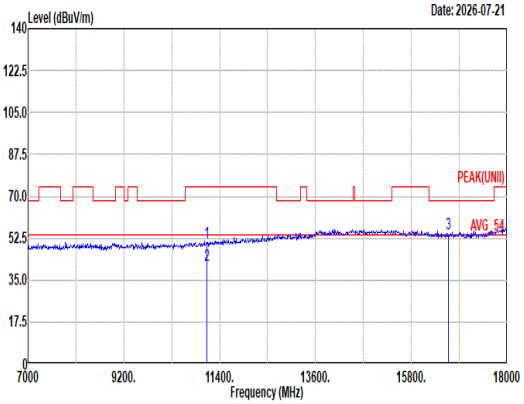 Site : 03CH22-HY Condition: PEAK(UNII) 3m DRH18-E_LE2C04A18EN_260520 VERTICAL Freq Level Limit Line Margin Read Level Ant Factor Cable Loss Preamp Factor Aux Factor APos TPos Remark MHz dBuV/m dBuV/m dB dBuV dB/m dB dB dB cm deg 1 11100.00 50.58 74.00 -23.42 33.30 38.30 17.50 39.86 1.34 -- -- Peak 2 11100.00 41.10 54.00 -12.90 23.82 38.30 17.50 39.86 1.34 -- -- Average 3 16650.00 54.68 68.20 -13.52 36.48 40.80 21.53 46.10 1.97 -- -- Peak

Mode	37	
	Harmonic	
	U-NII-2C_5.47-5.725_802.11be EHT40_CH110_Full RU_5550MHz	
ANT	8+9	
Pol.	Horizontal	Vertical
10.6G ~18G Avg	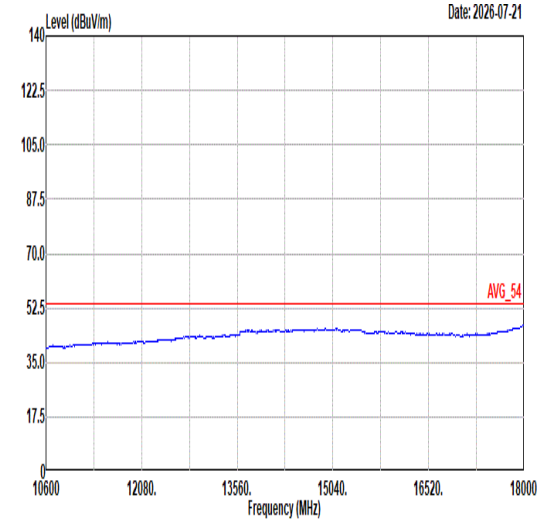 Site : 03CH22-HY Condition: AVG_54 3m DRH18-E_LE2C04A18EN_260520 HORIZONTAL	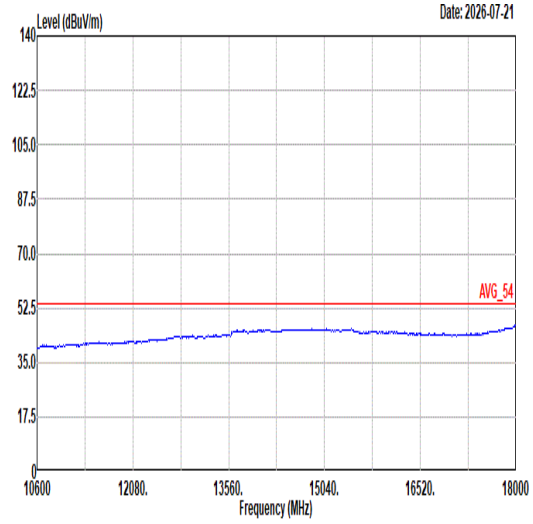 Site : 03CH22-HY Condition: AVG_54 3m DRH18-E_LE2C04A18EN_260520 VERTICAL

Mode	38	
	Band Edge - L	
	U-NII-2C_5.47-5.725_802.11be EHT40_CH134_Full RU_5670MHz	
ANT	8+9	
Pol.	Horizontal	Fundamental
Peak	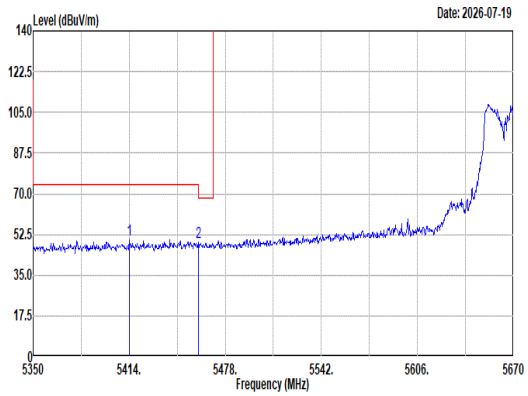 Site : 03CH22-HY Condition: PEAK_BE(UNII)_B3 3m DRH18-E_LE2C04A18EN_260520 HORIZONTAL : RBW:1000.000kHz VBW:3000.000kHz SWT:Auto Freq Level Limit Line Margin Read Level Ant Factor Cable Loss Preamp Factor Aux Factor APos TPos Remark MHz dBuV/m dBuV/m dB dBuV dB/m dB dB dB cm deg 1 5414.32 50.39 74.00 -23.61 38.78 32.70 12.29 34.27 0.89 100 354 Peak 2 5460.08 49.25 68.20 -18.95 37.70 32.70 12.32 34.35 0.88 100 354 Peak	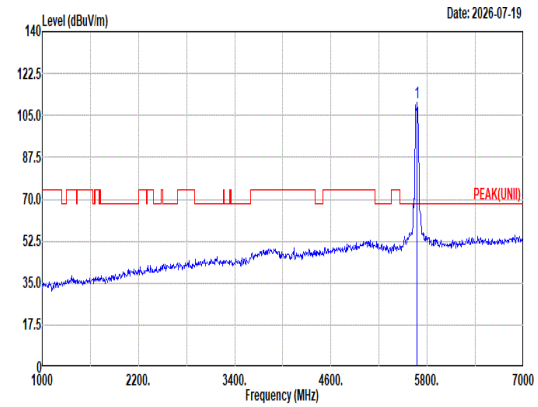 Site : 03CH22-HY Condition: PEAK(UNII) 3m DRH18-E_LE2C04A18EN_260520 HORIZONTAL : RBW:1000.000kHz VBW:3000.000kHz SWT:Auto Freq Level Limit Line Margin Read Level Ant Factor Cable Loss Preamp Factor Aux Factor APos TPos Remark MHz dBuV/m dBuV/m dB dBuV dB/m dB dB dB cm deg 1 5670.00 110.64 ------ ------ 98.20 33.59 12.45 34.58 0.98 100 354 Peak
Avg	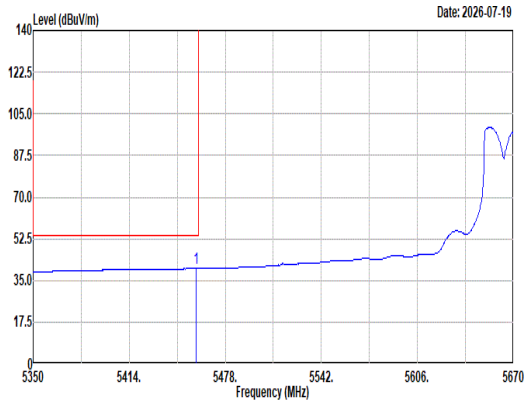 Site : 03CH22-HY Condition: AVG_BE(UNII)_B3 3m DRH18-E_LE2C04A18EN_260520 HORIZONTAL : RBW:1000.000kHz VBW:0.010kHz SWT:Auto Freq Level Limit Line Margin Read Level Ant Factor Cable Loss Preamp Factor Aux Factor APos TPos Remark MHz dBuV/m dBuV/m dB dBuV dB/m dB dB dB cm deg 1 5458.48 40.03 54.00 -13.97 28.48 32.70 12.32 34.35 0.88 100 354 Average	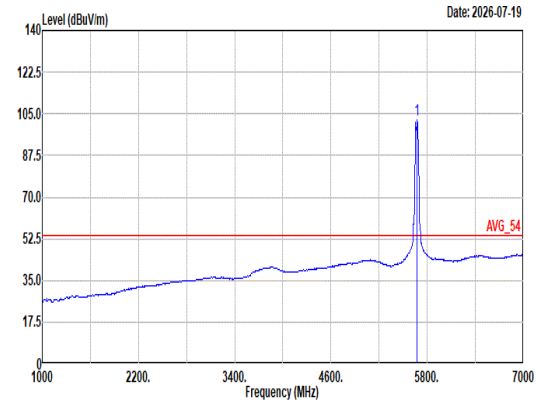 Site : 03CH22-HY Condition: AVG_54 3m DRH18-E_LE2C04A18EN_260520 HORIZONTAL : RBW:1000.000kHz VBW:0.010kHz SWT:Auto Freq Level Limit Line Margin Read Level Ant Factor Cable Loss Preamp Factor Aux Factor APos TPos Remark MHz dBuV/m dBuV/m dB dBuV dB/m dB dB dB cm deg 1 5670.00 102.28 ------ ------ 89.84 33.59 12.45 34.58 0.98 100 354 Average

Mode	38	
	Band Edge - R	
	U-NII-2C_5.47-5.725_802.11be EHT40_CH134_Full RU_5670MHz	
ANT	8+9	
Pol.	Horizontal	Fundamental
Peak	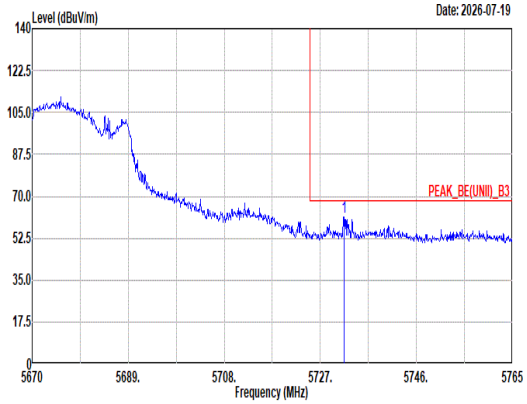 Site : 03CH22-HY Condition: PEAK_BE(UNII)_B3 3m DRH18-E_LE2C04A18EN_260520 HORIZONTAL : RBW:1000.000kHz VBW:3000.000kHz SWT:Auto Freq Level Limit Line Margin Read Level Ant Factor Cable Loss Preamp Factor Aux Factor APos TPos Remark MHz dBuV/m dBuV/m dB dBuV dB/m dB dB dB cm deg 1 5731.66 61.38 68.20 -6.82 48.59 33.86 12.48 34.63 1.08 100 354 Peak	Blank

Mode	38
	Band Edge - L
	U-NII-2C_5.47-5.725_802.11be EHT40_CH134_Full RU_5670MHz
ANT	8+9

Pol.	Vertical	Fundamental
Peak	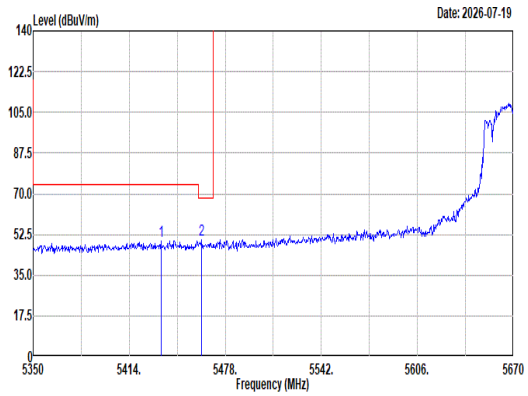 Site : 03CH22-HY Condition: PEAK_BE(UNII)_B3 3m DRH18-E_LE2C04A18EN_260520 VERTICAL : RBW:1000.000kHz VBW:3000.000kHz SWT:Auto Freq Level Limit Line Margin Read Level Ant Factor Cable Loss Preamp Factor Aux Factor APos TPos Remark MHz dBuV/m dBuV/m dB dBuV dB/m dB dB dB cm deg 1 5435.12 49.78 74.00 -24.22 38.21 32.70 12.30 34.31 0.88 100 235 Peak 2 5462.32 50.09 68.20 -18.11 38.54 32.70 12.32 34.35 0.88 100 235 Peak	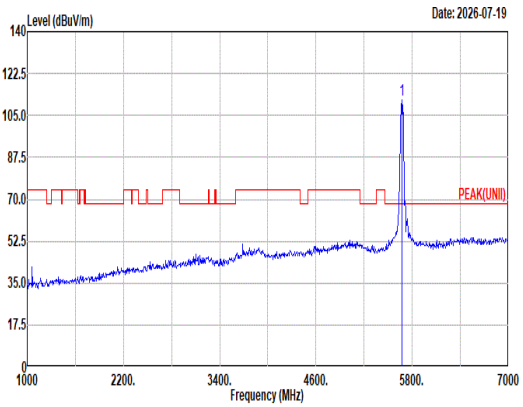 Site : 03CH22-HY Condition: PEAK(UNII) 3m DRH18-E_LE2C04A18EN_260520 VERTICAL : RBW:1000.000kHz VBW:3000.000kHz SWT:Auto Freq Level Limit Line Margin Read Level Ant Factor Cable Loss Preamp Factor Aux Factor APos TPos Remark MHz dBuV/m dBuV/m dB dBuV dB/m dB dB dB cm deg 1 5670.00 111.23 ------ ------ 98.84 33.54 12.45 34.57 0.97 100 235 Peak
Avg	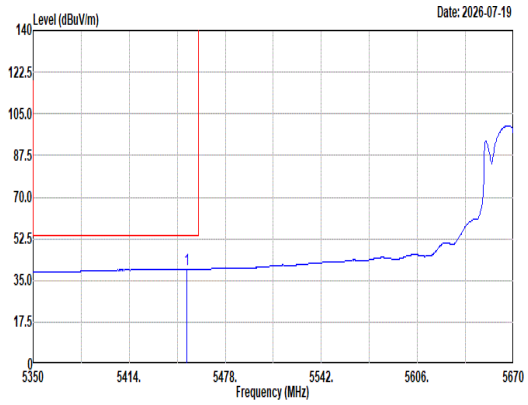 Site : 03CH22-HY Condition: AVG_BE(UNII)_B3 3m DRH18-E_LE2C04A18EN_260520 VERTICAL : RBW:1000.000kHz VBW:0.010kHz SWT:Auto Freq Level Limit Line Margin Read Level Ant Factor Cable Loss Preamp Factor Aux Factor APos TPos Remark MHz dBuV/m dBuV/m dB dBuV dB/m dB dB dB cm deg 1 5452.40 39.75 54.00 -14.25 28.19 32.70 12.32 34.34 0.88 100 235 Average	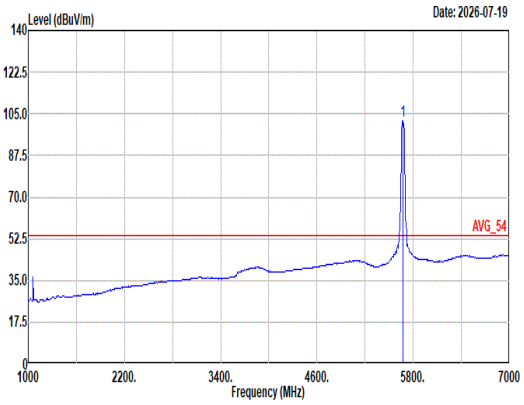 Site : 03CH22-HY Condition: AVG_54 3m DRH18-E_LE2C04A18EN_260520 VERTICAL : RBW:1000.000kHz VBW:0.010kHz SWT:Auto Freq Level Limit Line Margin Read Level Ant Factor Cable Loss Preamp Factor Aux Factor APos TPos Remark MHz dBuV/m dBuV/m dB dBuV dB/m dB dB dB cm deg 1 5670.00 101.92 ------ ------ 89.53 33.54 12.45 34.57 0.97 100 235 Average

Mode	38	
	Band Edge - R	
	U-NII-2C_5.47-5.725_802.11be EHT40_CH134_Full RU_5670MHz	
ANT	8+9	
Pol.	Vertical	Fundamental
Peak	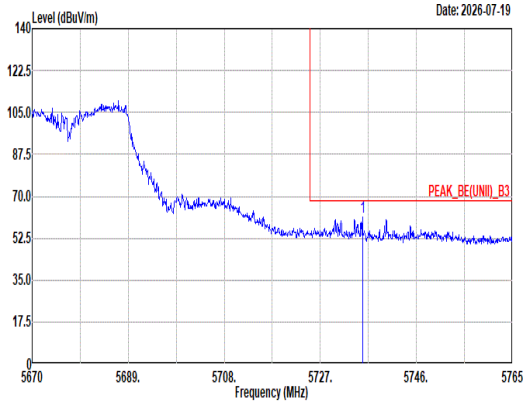 Site : 03CH22-HY Condition: PEAK_BE(UNII)_B3 3m DRH18-E_LE2C04A18EN_260520 VERTICAL : RBW:1000.000kHz VBW:3000.000kHz SWT:Auto Freq Level Limit Line Margin Read Level Ant Factor Cable Loss Preamp Factor Aux Factor APos TPos Remark MHz dBuV/m dBuV/m dB dBuV dB/m dB dB dB cm deg 1 5735.36 61.16 68.20 -7.04 48.35 33.87 12.48 34.63 1.09 100 235 Peak	Blank

Mode	38	
	Harmonic	
	U-NII-2C_5.47-5.725_802.11be EHT40_CH134_Full RU_5670MHz	
ANT	8+9	
Pol.	Horizontal	Vertical
Peak Avg	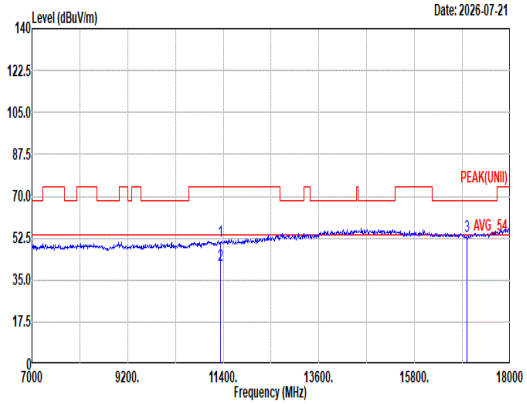 Site : 03CH22-HY Condition: PEAK(UNII) 3m DRH18-E_LE2C04A18EN_260520 HORIZONTAL Freq Level Limit Line Margin Read Level Ant Factor Cable Loss Preamp Factor Aux Factor APos TPos Remark MHz dBuV/m dBuV/m dB dBuV dB/m dB dB dB cm deg 1 11340.00 51.02 74.00 -22.98 33.27 38.78 17.69 40.08 1.36 -- -- Peak 2 11340.00 41.34 54.00 -12.66 23.59 38.78 17.69 40.08 1.36 -- -- Average 3 17010.00 53.58 68.20 -14.62 35.67 40.48 21.77 46.28 1.94 -- -- Peak	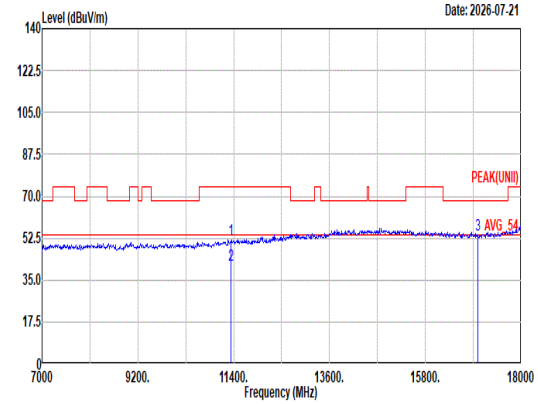 Site : 03CH22-HY Condition: PEAK(UNII) 3m DRH18-E_LE2C04A18EN_260520 VERTICAL Freq Level Limit Line Margin Read Level Ant Factor Cable Loss Preamp Factor Aux Factor APos TPos Remark MHz dBuV/m dBuV/m dB dBuV dB/m dB dB dB cm deg 1 11340.00 51.62 74.00 -22.38 33.87 38.78 17.69 40.08 1.36 -- -- Peak 2 11340.00 41.42 54.00 -12.58 23.67 38.78 17.69 40.08 1.36 -- -- Average 3 17010.00 53.88 68.20 -14.32 35.97 40.48 21.77 46.28 1.94 -- -- Peak

Mode	38	
	Harmonic	
	U-NII-2C_5.47-5.725_802.11be EHT40_CH134_Full RU_5670MHz	
ANT	8+9	
Pol.	Horizontal	Vertical
10.6G ~18G Avg	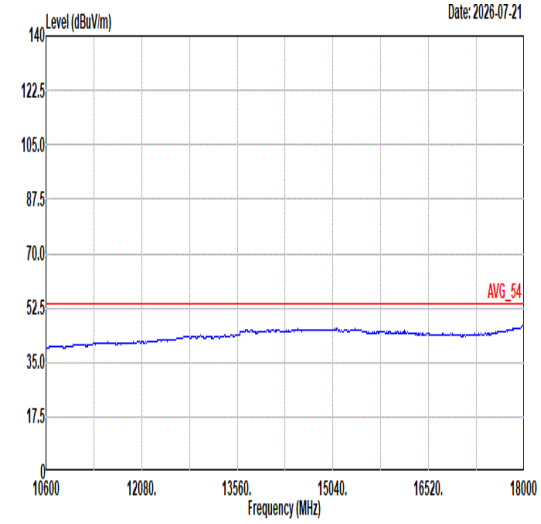 Site : 03CH22-HY Condition: AVG_54 3m DRH18-E_LE2C04A18EN_260520 HORIZONTAL	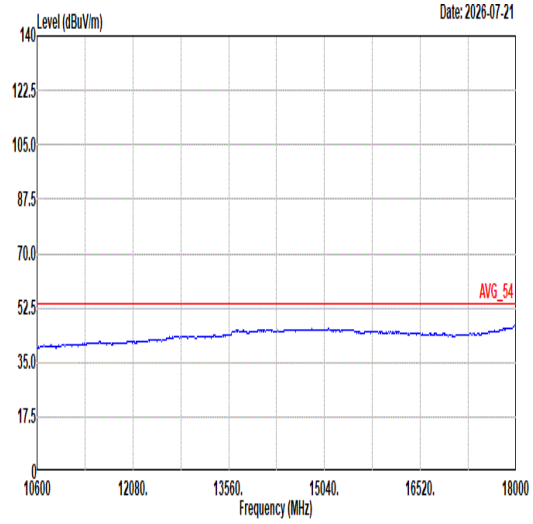 Site : 03CH22-HY Condition: AVG_54 3m DRH18-E_LE2C04A18EN_260520 VERTICAL

Mode	39
	Band Edge - L
	U-NII-2C_5.47-5.725_802.11be EHT80_CH106_Full RU_5530MHz
ANT	8+9

Pol.	Horizontal	Fundamental
Peak	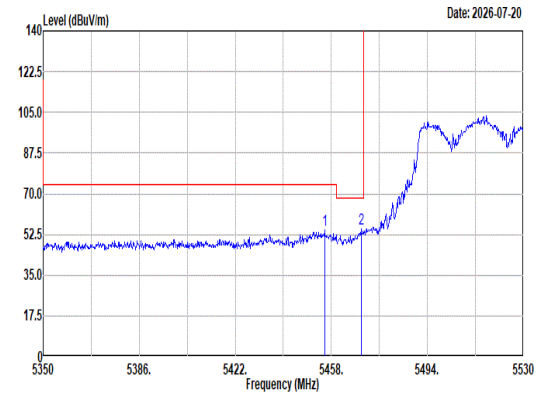 Site : 03CH22-HY Condition: PEAK_BE(UNII)_B3 3m DRH18-E_LE2C04A18EN_260520 HORIZONTAL : RBW:1000.000kHz VBW:3000.000kHz SWT:Auto Freq Level Limit Line Margin Read Level Ant Factor Cable Loss Preamp Factor Aux Factor APos TPos Remark MHz dBuV/m dBuV/m dB dBuV dB/m dB dB dB cm deg 1 5455.48 54.54 74.00 -19.46 42.98 32.70 12.32 34.34 0.88 300 351 Peak 2 5469.16 54.88 68.20 -13.32 43.34 32.70 12.33 34.37 0.88 300 351 Peak	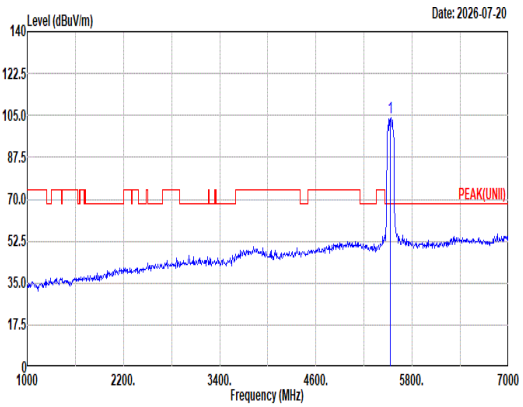 Site : 03CH22-HY Condition: PEAK(UNII) 3m DRH18-E_LE2C04A18EN_260520 HORIZONTAL : RBW:1000.000kHz VBW:3000.000kHz SWT:Auto Freq Level Limit Line Margin Read Level Ant Factor Cable Loss Preamp Factor Aux Factor APos TPos Remark MHz dBuV/m dBuV/m dB dBuV dB/m dB dB dB cm deg 1 5530.00 103.81 ------ ------ 92.10 32.92 12.38 34.45 0.86 300 351 Peak
Avg	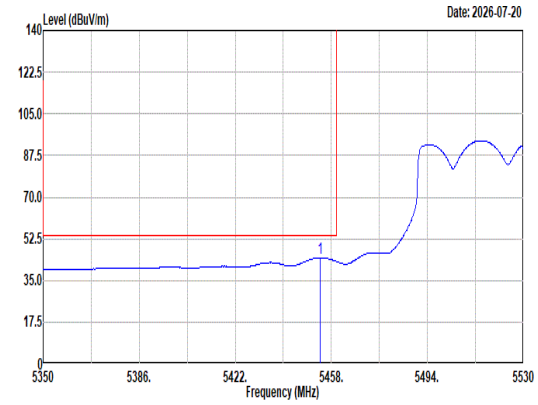 Site : 03CH22-HY Condition: AVG_BE(UNII)_B3 3m DRH18-E_LE2C04A18EN_260520 HORIZONTAL : RBW:1000.000kHz VBW:0.010kHz SWT:Auto Freq Level Limit Line Margin Read Level Ant Factor Cable Loss Preamp Factor Aux Factor APos TPos Remark MHz dBuV/m dBuV/m dB dBuV dB/m dB dB dB cm deg 1 5453.86 44.57 54.00 -9.43 33.01 32.70 12.32 34.34 0.88 300 351 Average	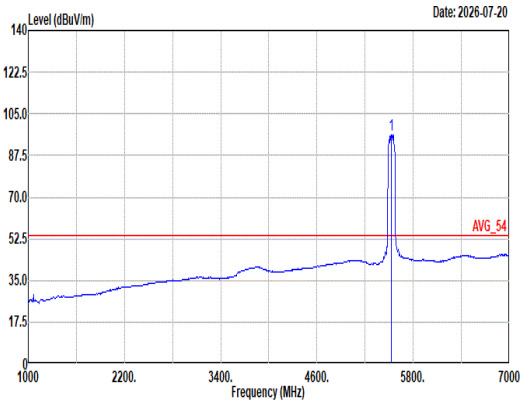 Site : 03CH22-HY Condition: AVG_54 3m DRH18-E_LE2C04A18EN_260520 HORIZONTAL : RBW:1000.000kHz VBW:0.010kHz SWT:Auto Freq Level Limit Line Margin Read Level Ant Factor Cable Loss Preamp Factor Aux Factor APos TPos Remark MHz dBuV/m dBuV/m dB dBuV dB/m dB dB dB cm deg 1 5530.00 96.39 ------ ------ 84.68 32.92 12.38 34.45 0.86 300 351 Average

Mode	39	
	Band Edge - R	
	U-NII-2C_5.47-5.725_802.11be EHT80_CH106_Full RU_5530MHz	
ANT	8+9	
Pol.	Horizontal	Fundamental
Peak	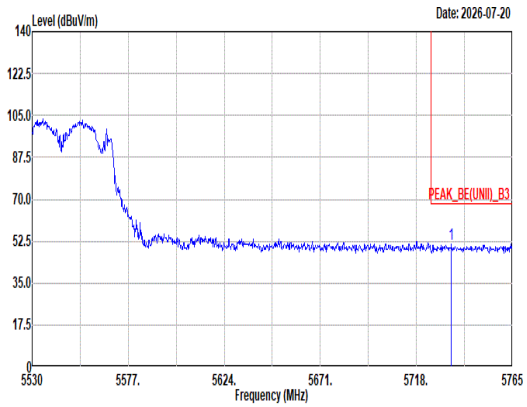 Site : 03CH22-HY Condition: PEAK_BE(UNII)_B3 3m DRH18-E_LE2C04A18EN_260520 HORIZONTAL : RBW:1000.000kHz VBW:3000.000kHz SWT:Auto Freq Level Limit Line Margin Read Level Ant Factor Cable Loss Preamp Factor Aux Factor APos TPos Remark MHz dBuV/m dBuV/m dB dBuV dB/m dB dB dB cm deg 1 5735.16 51.27 68.20 -16.93 38.46 33.87 12.48 34.63 1.09 300 351 Peak	Blank

Mode	39
	Band Edge - L
	U-NII-2C_5.47-5.725_802.11be EHT80_CH106_Full RU_5530MHz
ANT	8+9

Pol.	Vertical	Fundamental
Peak	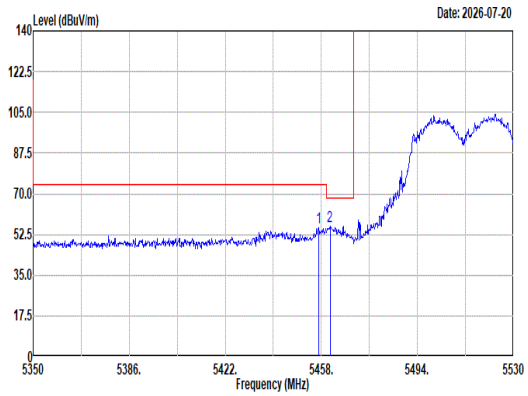 Site : 03CH22-HY Condition: PEAK_BE(UNII)_B3 3m DRH18-E_LE2C04A18EN_260520 VERTICAL : RBW:1000.000kHz VBW:3000.000kHz SWT:Auto Freq Level Limit Line Margin Read Level Ant Factor Cable Loss Preamp Factor Aux Factor APos TPos Remark MHz dBuV/m dBuV/m dB dBuV dB/m dB dB dB cm deg 1 5457.10 55.46 74.00 -18.54 43.90 32.70 12.32 34.34 0.88 100 105 Peak 2 5461.24 56.16 68.20 -12.04 44.61 32.70 12.32 34.35 0.88 100 105 Peak	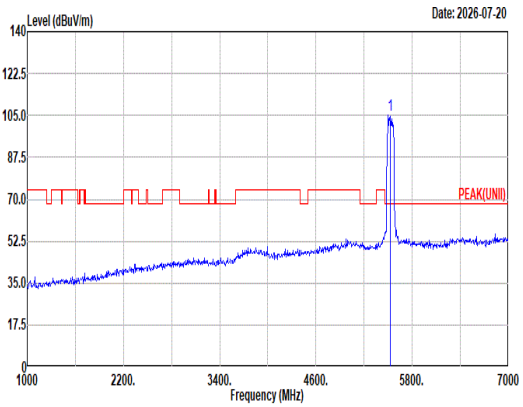 Site : 03CH22-HY Condition: PEAK(UNII) 3m DRH18-E_LE2C04A18EN_260520 VERTICAL : RBW:1000.000kHz VBW:3000.000kHz SWT:Auto Freq Level Limit Line Margin Read Level Ant Factor Cable Loss Preamp Factor Aux Factor APos TPos Remark MHz dBuV/m dBuV/m dB dBuV dB/m dB dB dB cm deg 1 5530.00 104.94 ------ ------ 93.44 32.70 12.35 34.42 0.87 100 105 Peak
Avg	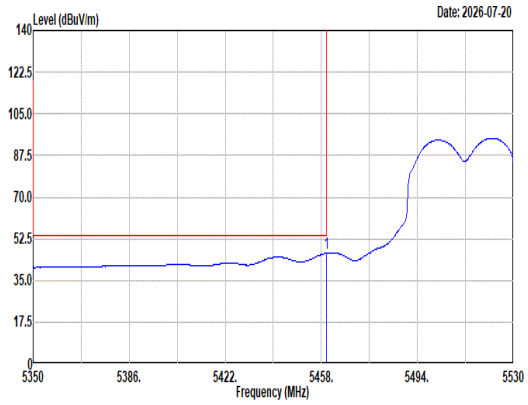 Site : 03CH22-HY Condition: AVG_BE(UNII)_B3 3m DRH18-E_LE2C04A18EN_260520 VERTICAL : RBW:1000.000kHz VBW:0.010kHz SWT:Auto Freq Level Limit Line Margin Read Level Ant Factor Cable Loss Preamp Factor Aux Factor APos TPos Remark MHz dBuV/m dBuV/m dB dBuV dB/m dB dB dB cm deg 1 5459.98 46.48 54.00 -7.52 34.93 32.70 12.32 34.35 0.88 100 105 Average	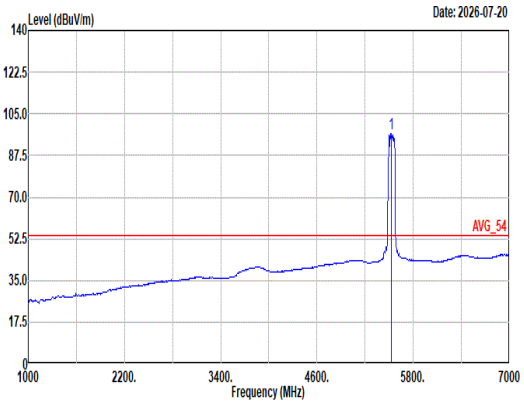 Site : 03CH22-HY Condition: AVG_54 3m DRH18-E_LE2C04A18EN_260520 VERTICAL : RBW:1000.000kHz VBW:0.010kHz SWT:Auto Freq Level Limit Line Margin Read Level Ant Factor Cable Loss Preamp Factor Aux Factor APos TPos Remark MHz dBuV/m dBuV/m dB dBuV dB/m dB dB dB cm deg 1 5530.00 96.81 ------ ------ 85.17 32.84 12.37 34.44 0.87 100 105 Average

Mode	39	
	Band Edge - R	
	U-NII-2C_5.47-5.725_802.11be EHT80_CH106_Full RU_5530MHz	
ANT	8+9	
Pol.	Vertical	Fundamental
Peak	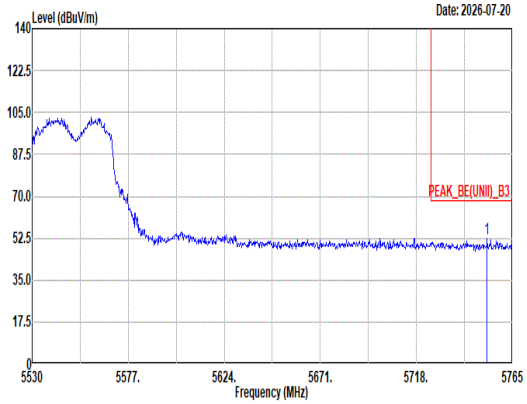 Site : 03CH22-HY Condition: PEAK_BE(UNII)_B3 3m DRH18-E_LE2C04A18EN_260520 VERTICAL : RBW:1000.000kHz VBW:3000.000kHz SWT:Auto Freq Level Limit Line Margin Read Level Ant Factor Cable Loss Preamp Factor Aux Factor APos TPos Remark MHz dBuV/m dBuV/m dB dBuV dB/m dB dB dB cm deg 1 5752.55 52.12 68.20 -16.08 39.25 33.91 12.49 34.65 1.12 100 105 Peak	Blank

Mode	39	
	Harmonic	
	U-NII-2C_5.47-5.725_802.11be EHT80_CH106_Full RU_5530MHz	
ANT	8+9	
Pol.	Horizontal	Vertical
Peak Avg	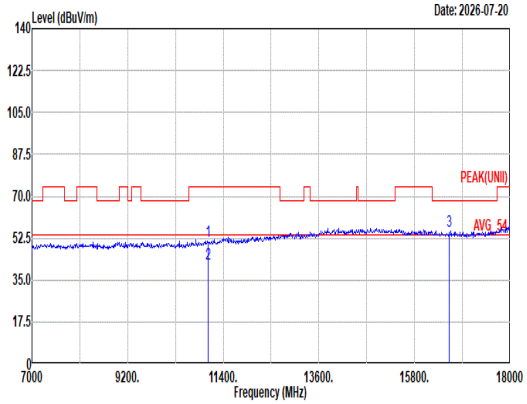 Site : 03CH22-HY Condition: PEAK(UNII) 3m DRH18-E_LE2C04A18EN_260520 HORIZONTAL Freq Level Limit Line Margin Read Level Ant Factor Cable Loss Preamp Factor Aux Factor APos TPos Remark MHz dBuV/m dBuV/m dB dBuV dB/m dB dB dB cm deg 1 11060.00 51.05 74.00 -22.95 33.94 38.14 17.47 39.83 1.33 -- -- Peak 2 11060.00 41.87 54.00 -12.13 24.76 38.14 17.47 39.83 1.33 -- -- Average 3 16590.00 55.60 68.20 -12.60 37.36 40.84 21.49 46.07 1.98 -- -- Peak	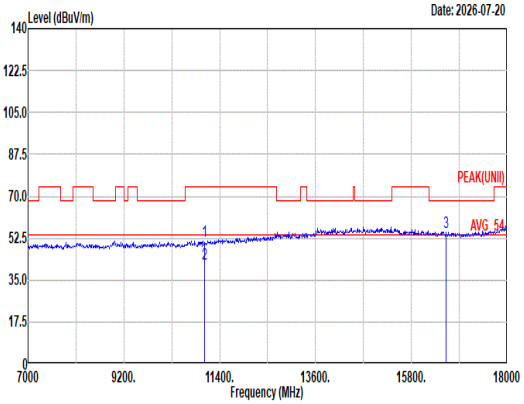 Site : 03CH22-HY Condition: PEAK(UNII) 3m DRH18-E_LE2C04A18EN_260520 VERTICAL Freq Level Limit Line Margin Read Level Ant Factor Cable Loss Preamp Factor Aux Factor APos TPos Remark MHz dBuV/m dBuV/m dB dBuV dB/m dB dB dB cm deg 1 11060.00 51.10 74.00 -22.90 33.99 38.14 17.47 39.83 1.33 -- -- Peak 2 11060.00 41.89 54.00 -12.11 24.78 38.14 17.47 39.83 1.33 -- -- Average 3 16590.00 54.95 68.20 -13.25 36.71 40.84 21.49 46.07 1.98 -- -- Peak

Mode	39	
	Harmonic	
	U-NII-2C_5.47-5.725_802.11be EHT80_CH106_Full RU_5530MHz	
ANT	8+9	
Pol.	Horizontal	Vertical
10.6G ~18G Avg	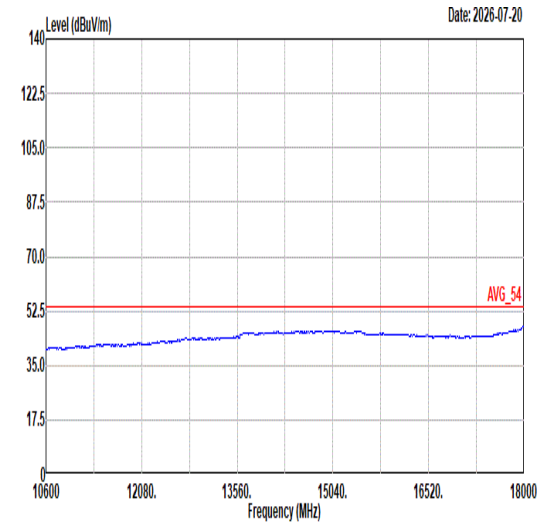 Site : 03CH22-HY Condition: AVG_54 3m DRH18-E_LE2C04A18EN_260520 HORIZONTAL	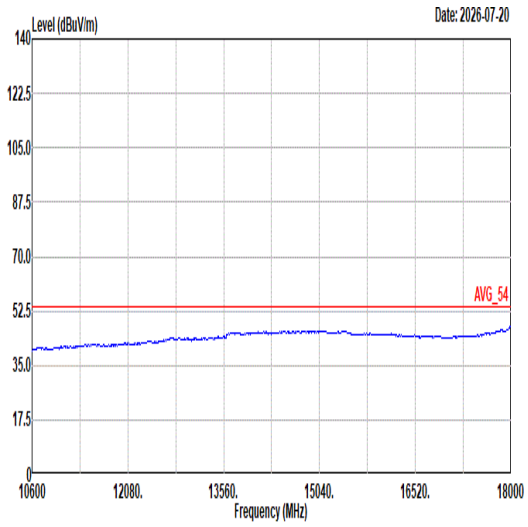 Site : 03CH22-HY Condition: AVG_54 3m DRH18-E_LE2C04A18EN_260520 VERTICAL

Mode	40
	Band Edge - L
	U-NII-2C_5.47-5.725_802.11be EHT80_CH122_Full RU_5610MHz
ANT	8+9

Pol.	Horizontal	Fundamental
Peak	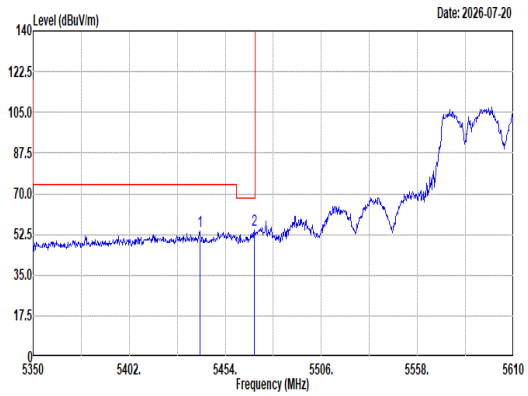 Site : 03CH22-HY Condition: PEAK_BE(UNII)_B3 3m DRH18-E_LE2C04A18EN_260520 HORIZONTAL : RBW:1000.000kHz VBW:3000.000kHz SWT:Auto Freq Level Limit Line Margin Read Level Ant Factor Cable Loss Preamp Factor Aux Factor APos TPos Remark MHz dBuV/m dBuV/m dB dBuV dB/m dB dB dB cm deg 1 5440.22 54.04 74.00 -19.96 42.46 32.70 12.31 34.31 0.88 100 354 Peak 2 5469.60 54.26 68.20 -13.94 42.72 32.70 12.33 34.37 0.88 100 354 Peak	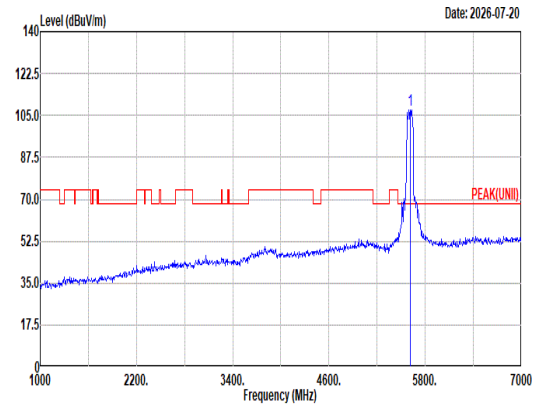 Site : 03CH22-HY Condition: PEAK(UNII) 3m DRH18-E_LE2C04A18EN_260520 HORIZONTAL : RBW:1000.000kHz VBW:3000.000kHz SWT:Auto Freq Level Limit Line Margin Read Level Ant Factor Cable Loss Preamp Factor Aux Factor APos TPos Remark MHz dBuV/m dBuV/m dB dBuV dB/m dB dB dB cm deg 1 5610.00 107.43 ------ ------ 95.21 33.40 12.44 34.54 0.92 100 354 Peak
Avg	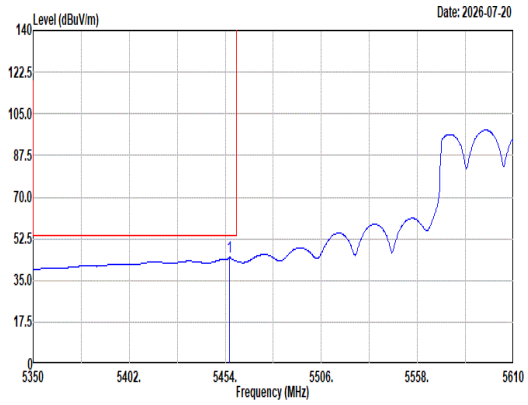 Site : 03CH22-HY Condition: AVG_BE(UNII)_B3 3m DRH18-E_LE2C04A18EN_260520 HORIZONTAL : RBW:1000.000kHz VBW:0.010kHz SWT:Auto Freq Level Limit Line Margin Read Level Ant Factor Cable Loss Preamp Factor Aux Factor APos TPos Remark MHz dBuV/m dBuV/m dB dBuV dB/m dB dB dB cm deg 1 5456.34 45.07 54.00 -8.93 33.51 32.70 12.32 34.34 0.88 100 354 Average	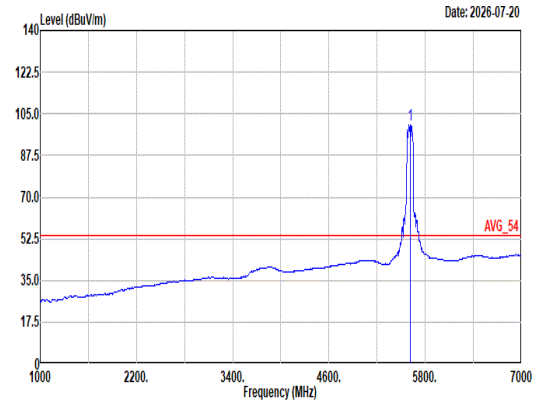 Site : 03CH22-HY Condition: AVG_54 3m DRH18-E_LE2C04A18EN_260520 HORIZONTAL : RBW:1000.000kHz VBW:0.010kHz SWT:Auto Freq Level Limit Line Margin Read Level Ant Factor Cable Loss Preamp Factor Aux Factor APos TPos Remark MHz dBuV/m dBuV/m dB dBuV dB/m dB dB dB cm deg 1 5610.00 100.22 ------ ------ 88.09 33.37 12.42 34.51 0.85 100 354 Average

Mode	40	
	Band Edge - R	
	U-NII-2C_5.47-5.725_802.11be EHT80_CH122_Full RU_5610MHz	
ANT	8+9	
Pol.	Horizontal	Fundamental
Peak	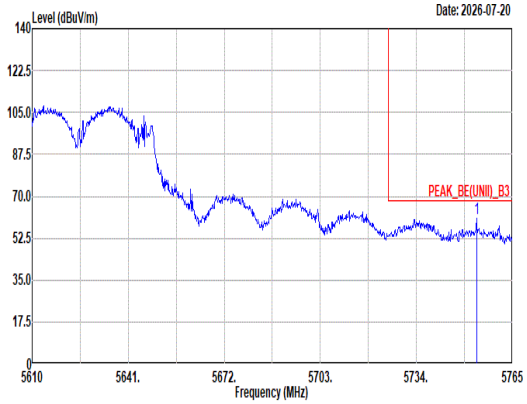 Site : 03CH22-HY Condition: PEAK_BE(UNII)_B3 3m DRH18-E_LE2C04A18EN_260520 HORIZONTAL : RBW:1000.000kHz VBW:3000.000kHz SWT:Auto Freq Level Limit Line Margin Read Level Ant Factor Cable Loss Preamp Factor Aux Factor APos TPos Remark MHz dBuV/m dBuV/m dB dBuV dB/m dB dB dB cm deg 1 5753.38 60.68 68.20 -7.52 47.81 33.91 12.49 34.65 1.12 100 354 Peak	Blank

Mode	40	
	Band Edge - L	
	U-NII-2C_5.47-5.725_802.11be EHT80_CH122_Full RU_5610MHz	
ANT	8+9	
Pol.	Vertical	Fundamental
Peak	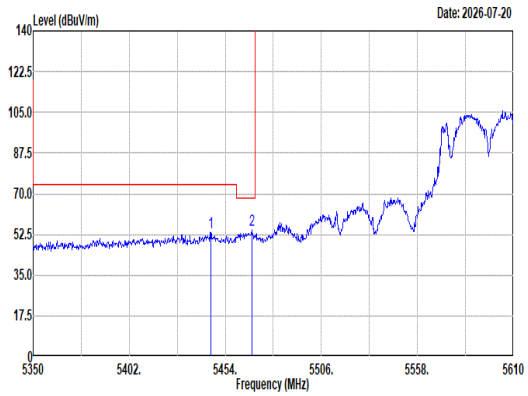 Site : 03CH22-HY Condition: PEAK_BE(UNII)_B3 3m DRH18-E_LE2C04A18EN_260520 VERTICAL : RBW:1000.000kHz VBW:3000.000kHz SWT:Auto 1 5446.20 53.15 74.00 -20.85 41.59 32.70 12.31 34.33 0.88 100 239 Peak 2 5468.30 54.23 68.20 -13.97 42.68 32.70 12.33 34.36 0.88 100 239 Peak	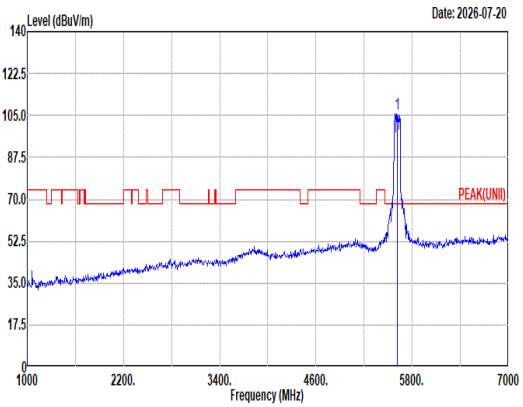 Site : 03CH22-HY Condition: PEAK(UNII) 3m DRH18-E_LE2C04A18EN_260520 VERTICAL : RBW:1000.000kHz VBW:3000.000kHz SWT:Auto 1 5610.00 105.85 ------ ------ 93.69 33.40 12.42 34.51 0.85 100 239 Peak
Avg	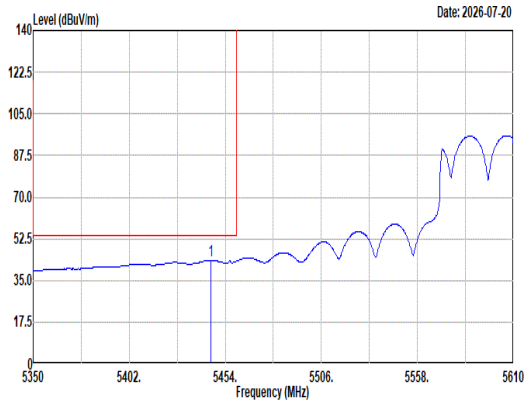 Site : 03CH22-HY Condition: AVG_BE(UNII)_B3 3m DRH18-E_LE2C04A18EN_260520 VERTICAL : RBW:1000.000kHz VBW:0.010kHz SWT:Auto 1 5446.20 43.50 54.00 -10.50 31.94 32.70 12.31 34.33 0.88 100 239 Average	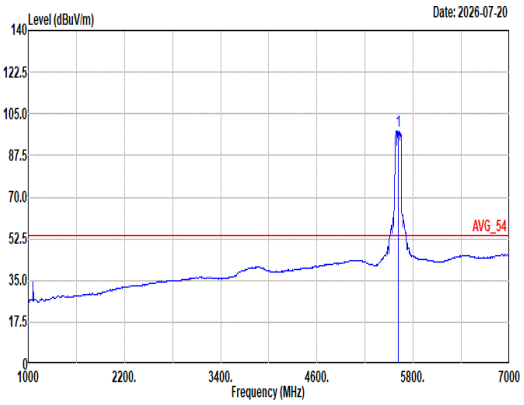 Site : 03CH22-HY Condition: AVG_54 3m DRH18-E_LE2C04A18EN_260520 VERTICAL : RBW:1000.000kHz VBW:0.010kHz SWT:Auto 1 5610.00 97.92 ------ ------ 85.72 33.40 12.43 34.53 0.90 100 239 Average

Mode	40	
	Band Edge - R	
	U-NII-2C_5.47-5.725_802.11be EHT80_CH122_Full RU_5610MHz	
ANT	8+9	
Pol.	Vertical	Fundamental
Peak	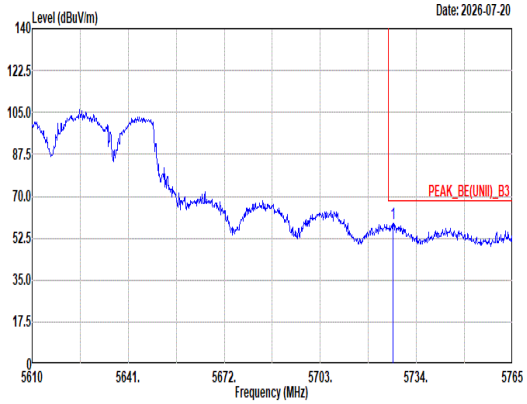 Site : 03CH22-HY Condition: PEAK_BE(UNII)_B3 3m DRH18-E_LE2C04A18EN_260520 VERTICAL : RBW:1000.000kHz VBW:3000.000kHz SWT:Auto Freq Level Limit Line Margin Read Level Ant Factor Cable Loss Preamp Factor Aux Factor APos TPos Remark MHz dBuV/m dBuV/m dB dBuV dB/m dB dB dB cm deg 1 5726.56 58.49 68.20 -9.71 45.71 33.85 12.48 34.62 1.07 100 239 Peak	Blank

Mode	40	
	Harmonic	
	U-NII-2C_5.47-5.725_802.11be EHT80_CH122_Full RU_5610MHz	
ANT	8+9	
Pol.	Horizontal	Vertical
Peak Avg	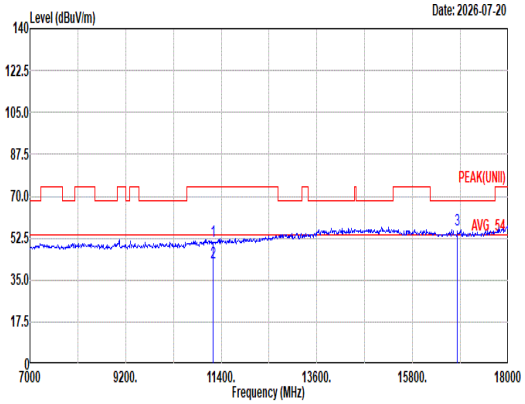 Site : 03CH22-HY Condition: PEAK(UNII) 3m DRH18-E_LE2C04A18EN_260520 HORIZONTAL Freq Level Limit Line Margin Read Level Ant Factor Cable Loss Preamp Factor Aux Factor APos TPos Remark MHz dBuV/m dBuV/m dB dBuV dB/m dB dB dB cm deg 1 11220.00 51.25 74.00 -22.75 33.70 38.58 17.59 39.97 1.35 -- -- Peak 2 11220.00 42.07 54.00 -11.93 24.52 38.58 17.59 39.97 1.35 -- -- Average 3 16830.00 55.91 68.20 -12.29 37.55 40.94 21.65 46.19 1.96 -- -- Peak	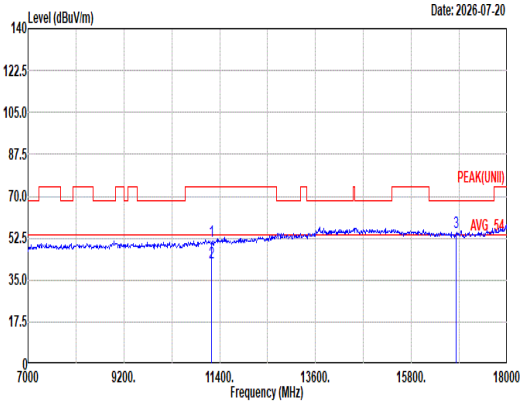 Site : 03CH22-HY Condition: PEAK(UNII) 3m DRH18-E_LE2C04A18EN_260520 VERTICAL Freq Level Limit Line Margin Read Level Ant Factor Cable Loss Preamp Factor Aux Factor APos TPos Remark MHz dBuV/m dBuV/m dB dBuV dB/m dB dB dB cm deg 1 11220.00 51.38 74.00 -22.62 33.83 38.58 17.59 39.97 1.35 -- -- Peak 2 11220.00 42.07 54.00 -11.93 24.52 38.58 17.59 39.97 1.35 -- -- Average 3 16830.00 54.97 68.20 -13.23 36.61 40.94 21.65 46.19 1.96 -- -- Peak

Mode	40	
	Harmonic	
	U-NII-2C_5.47-5.725_802.11be EHT80_CH122_Full RU_5610MHz	
ANT	8+9	
Pol.	Horizontal	Vertical
10.6G ~18G Avg	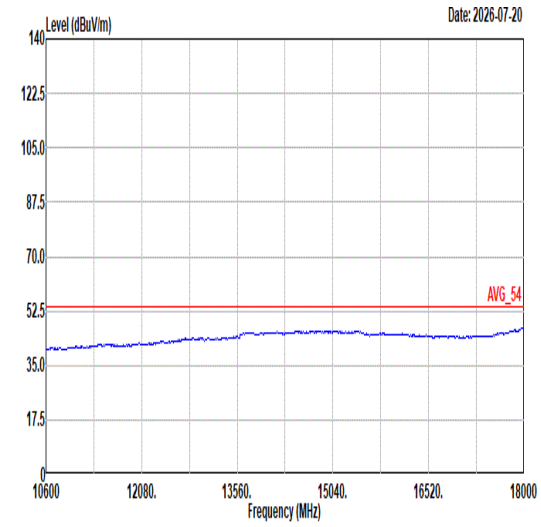 Site : 03CH22-HY Condition: AVG_54 3m DRH18-E_LE2C04A18EN_260520 HORIZONTAL	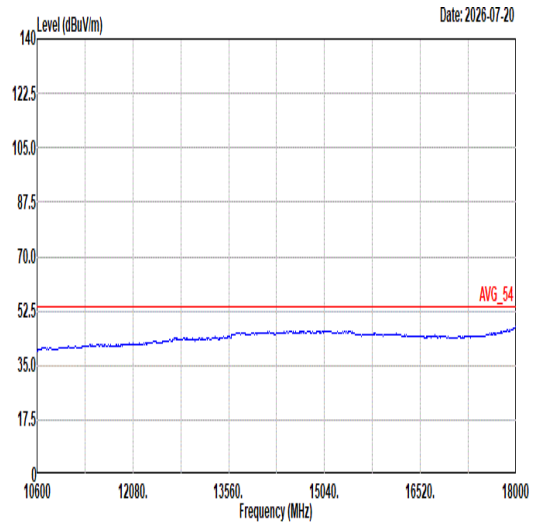 Site : 03CH22-HY Condition: AVG_54 3m DRH18-E_LE2C04A18EN_260520 VERTICAL

Mode	41
	Band Edge - L
	U-NII-2C_5.47-5.725_802.11be EHT160_CH114_Full RU_5570MHz
ANT	8+9

Pol.	Horizontal	Fundamental
Peak	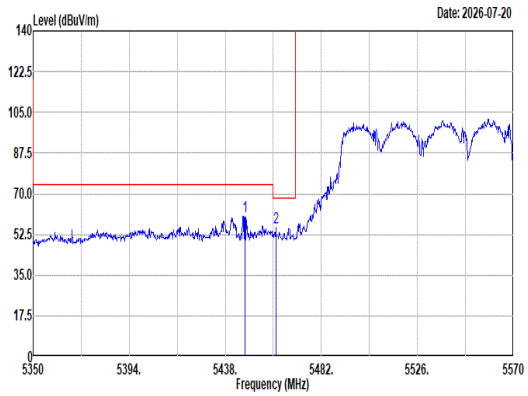 Site : 03CH22-HY Condition: PEAK_BE(UNII)_B3 3m DRH18-E_LE2C04A18EN_260520 HORIZONTAL : RBW:1000.000kHz VBW:3000.000kHz SWT:Auto Freq Level Limit Line Margin Read Level Ant Factor Cable Loss Preamp Factor Aux Factor APos TPos Remark MHz dBuV/m dBuV/m dB dBuV dB/m dB dB dB cm deg 1 5447.02 60.32 74.00 -13.68 48.76 32.70 12.31 34.33 0.88 193 16 Peak 2 5461.10 55.46 68.20 -12.74 43.91 32.70 12.32 34.35 0.88 193 16 Peak	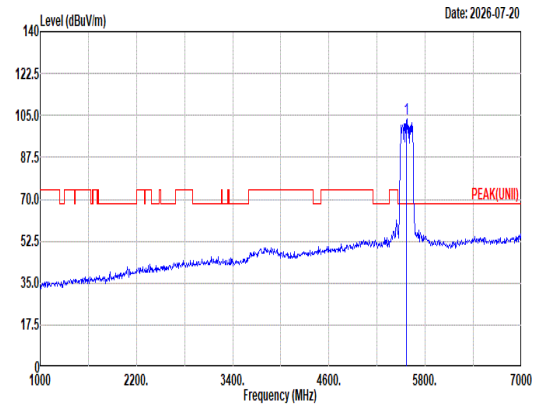 Site : 03CH22-HY Condition: PEAK(UNII) 3m DRH18-E_LE2C04A18EN_260520 HORIZONTAL : RBW:1000.000kHz VBW:3000.000kHz SWT:Auto Freq Level Limit Line Margin Read Level Ant Factor Cable Loss Preamp Factor Aux Factor APos TPos Remark MHz dBuV/m dBuV/m dB dBuV dB/m dB dB dB cm deg 1 5570.00 103.67 ------ ------ 91.69 33.22 12.40 34.49 0.85 193 16 Peak
Avg	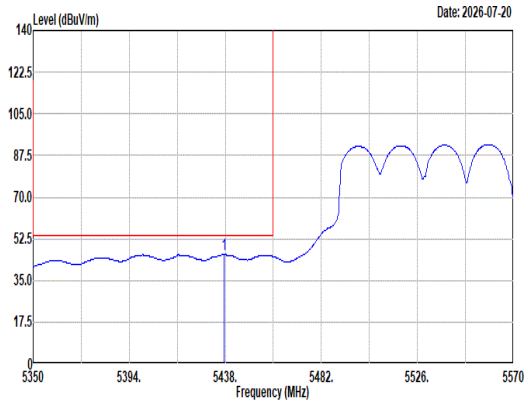 Site : 03CH22-HY Condition: AVG_BE(UNII)_B3 3m DRH18-E_LE2C04A18EN_260520 HORIZONTAL : RBW:1000.000kHz VBW:0.010kHz SWT:Auto Freq Level Limit Line Margin Read Level Ant Factor Cable Loss Preamp Factor Aux Factor APos TPos Remark MHz dBuV/m dBuV/m dB dBuV dB/m dB dB dB cm deg 1 5437.56 45.87 54.00 -8.13 34.29 32.70 12.31 34.31 0.88 193 16 Average	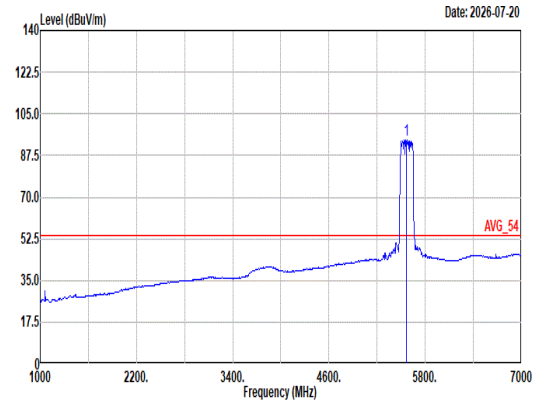 Site : 03CH22-HY Condition: AVG_54 3m DRH18-E_LE2C04A18EN_260520 HORIZONTAL : RBW:1000.000kHz VBW:0.010kHz SWT:Auto Freq Level Limit Line Margin Read Level Ant Factor Cable Loss Preamp Factor Aux Factor APos TPos Remark MHz dBuV/m dBuV/m dB dBuV dB/m dB dB dB cm deg 1 5570.00 94.20 ------ ------ 82.34 33.08 12.39 34.47 0.86 193 16 Average

Mode	41	
	Band Edge - R	
	U-NII-2C_5.47-5.725_802.11be EHT160_CH114_Full RU_5570MHz	
ANT	8+9	
Pol.	Horizontal	Fundamental
Peak	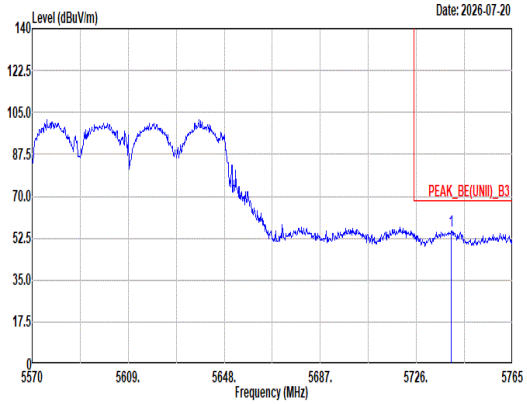 Site : 03CH22-HY Condition: PEAK_BE(UNII)_B3 3m DRH18-E_LE2C04A18EN_260520 HORIZONTAL : RBW:1000.000kHz VBW:3000.000kHz SWT:Auto Freq Level Limit Line Margin Read Level Ant Factor Cable Loss Preamp Factor Aux Factor APos TPos Remark MHz dBuV/m dBuV/m dB dBuV dB/m dB dB dB cm deg 1 5740.24 55.32 68.20 -12.88 42.50 33.88 12.48 34.64 1.10 193 16 Peak	Blank

Mode	41
	Band Edge - L
	U-NII-2C_5.47-5.725_802.11be EHT160_CH114_Full RU_5570MHz
ANT	8+9

Pol.	Vertical	Fundamental
Peak	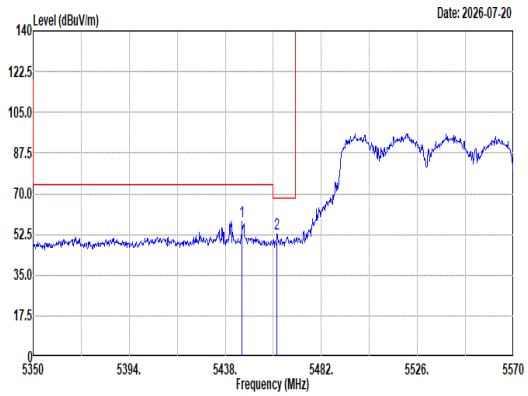 Site : 03CH22-HY Condition: PEAK_BE(UNII)_B3 3m DRH18-E_LE2C04A18EN_260520 VERTICAL : RBW:1000.000kHz VBW:3000.000kHz SWT:Auto Freq Level Limit Line Margin Read Level Ant Factor Cable Loss Preamp Factor Aux Factor APos TPos Remark MHz dBuV/m dBuV/m dB dBuV dB/m dB dB dB cm deg 1 5445.70 58.14 74.00 -15.86 46.57 32.70 12.31 34.32 0.88 100 349 Peak 2 5461.76 53.06 68.20 -15.14 41.51 32.70 12.32 34.35 0.88 100 349 Peak	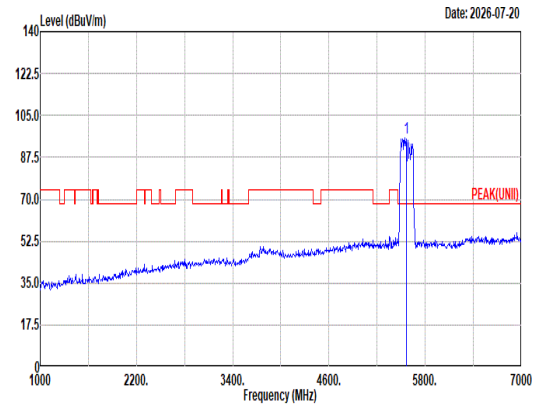 Site : 03CH22-HY Condition: PEAK(UNII) 3m DRH18-E_LE2C04A18EN_260520 VERTICAL : RBW:1000.000kHz VBW:3000.000kHz SWT:Auto Freq Level Limit Line Margin Read Level Ant Factor Cable Loss Preamp Factor Aux Factor APos TPos Remark MHz dBuV/m dBuV/m dB dBuV dB/m dB dB dB cm deg 1 5570.00 95.54 ------ ------ 83.81 32.95 12.38 34.46 0.86 100 349 Peak
Avg	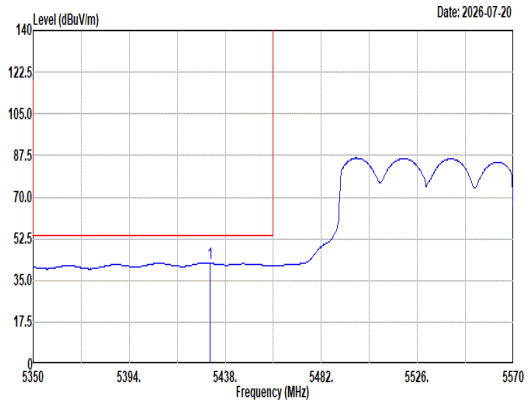 Site : 03CH22-HY Condition: AVG_BE(UNII)_B3 3m DRH18-E_LE2C04A18EN_260520 VERTICAL : RBW:1000.000kHz VBW:0.010kHz SWT:Auto Freq Level Limit Line Margin Read Level Ant Factor Cable Loss Preamp Factor Aux Factor APos TPos Remark MHz dBuV/m dBuV/m dB dBuV dB/m dB dB dB cm deg 1 5431.18 42.38 54.00 -11.62 30.80 32.70 12.30 34.30 0.88 100 349 Average	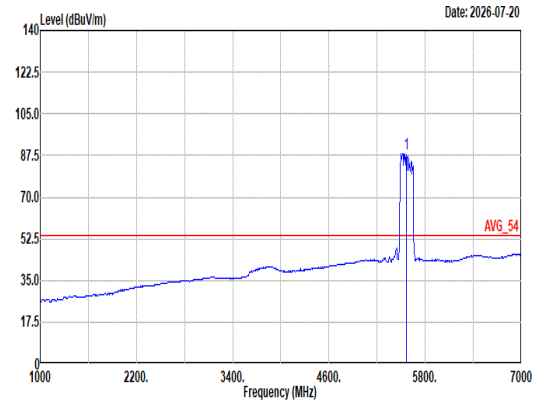 Site : 03CH22-HY Condition: AVG_54 3m DRH18-E_LE2C04A18EN_260520 VERTICAL : RBW:1000.000kHz VBW:0.010kHz SWT:Auto Freq Level Limit Line Margin Read Level Ant Factor Cable Loss Preamp Factor Aux Factor APos TPos Remark MHz dBuV/m dBuV/m dB dBuV dB/m dB dB dB cm deg 1 5570.00 88.32 ------ ------ 76.82 32.70 12.35 34.42 0.87 100 349 Average

Mode	41	
	Band Edge - R	
	U-NII-2C_5.47-5.725_802.11be EHT160_CH114_Full RU_5570MHz	
ANT	8+9	
Pol.	Vertical	Fundamental
Peak	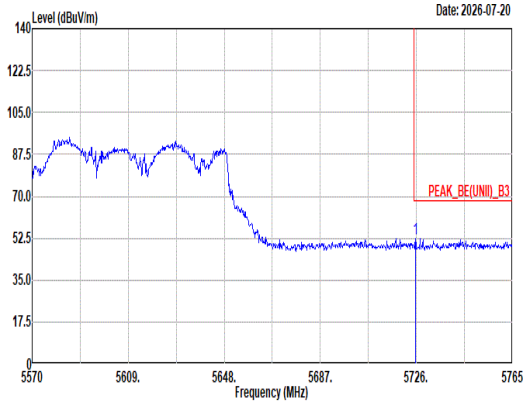 Site : 03CH22-HY Condition: PEAK_BE(UNII)_B3 3m DRH18-E_LE2C04A18EN_260520 VERTICAL : RBW:1000.000kHz VBW:3000.000kHz SWT:Auto Freq Level Limit Line Margin Read Level Ant Factor Cable Loss Preamp Factor Aux Factor APos TPos Remark MHz dBuV/m dBuV/m dB dBuV dB/m dB dB dB cm deg 1 5725.61 52.48 68.20 -15.72 39.70 33.85 12.48 34.62 1.07 100 349 Peak	Blank

Mode	41	
	Harmonic	
	U-NII-2C_5.47-5.725_802.11be EHT160_CH114_Full RU_5570MHz	
ANT	8+9	
Pol.	Horizontal	Vertical
Peak Avg	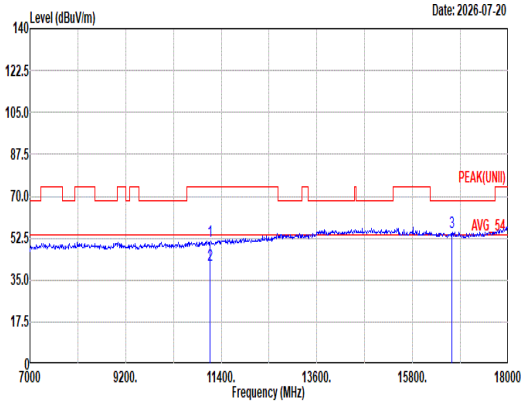 Site : 03CH22-HY Condition: PEAK(UNII) 3m DRH18-E_LE2C04A18EN_260520 HORIZONTAL Freq Level Limit Line Margin Read Level Ant Factor Cable Loss Preamp Factor Aux Factor APos TPos Remark MHz dBuV/m dBuV/m dB dBuV dB/m dB dB dB cm deg 1 11140.00 51.14 74.00 -22.86 33.87 38.30 17.53 39.90 1.34 -- -- Peak 2 11140.00 41.17 54.00 -12.83 23.90 38.30 17.53 39.90 1.34 -- -- Average 3 16710.00 54.89 68.20 -13.31 36.66 40.82 21.57 46.13 1.97 -- -- Peak	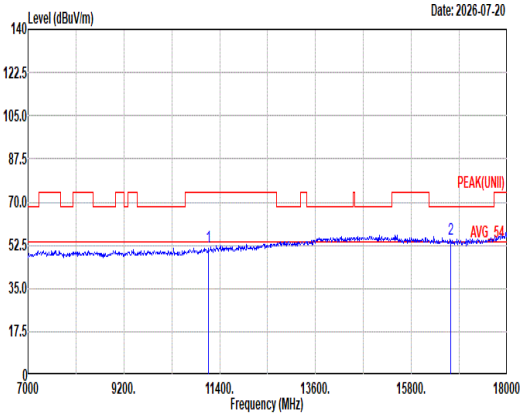 Site : 03CH22-HY Condition: PEAK(UNII) 3m DRH18-E_LE2C04A18EN_260520 VERTICAL Freq Level Limit Line Margin Read Level Ant Factor Cable Loss Preamp Factor Aux Factor APos TPos Remark MHz dBuV/m dBuV/m dB dBuV dB/m dB dB dB cm deg 1 11140.00 51.75 74.00 -22.25 34.48 38.30 17.53 39.90 1.34 -- -- Peak 2 16710.00 54.95 68.20 -13.25 36.72 40.82 21.57 46.13 1.97 -- -- Peak

Mode	41	
	Harmonic	
	U-NII-2C_5.47-5.725_802.11be EHT160_CH114_Full RU_5570MHz	
ANT	8+9	
Pol.	Horizontal	Vertical
10.6G ~18G Avg	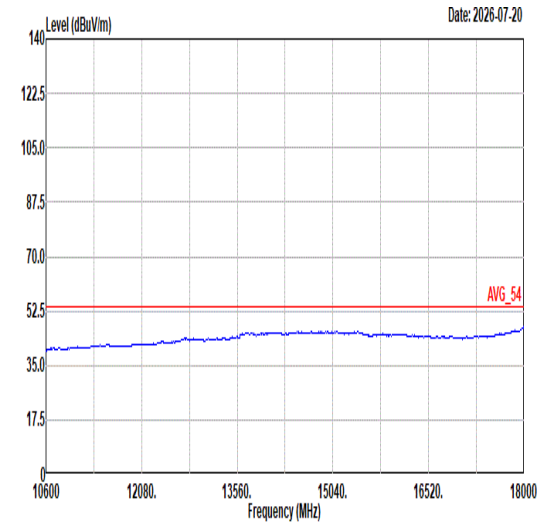 Site : 03CH22-HY Condition: AVG_54 3m DRH18-E_LE2C04A18EN_260520 HORIZONTAL	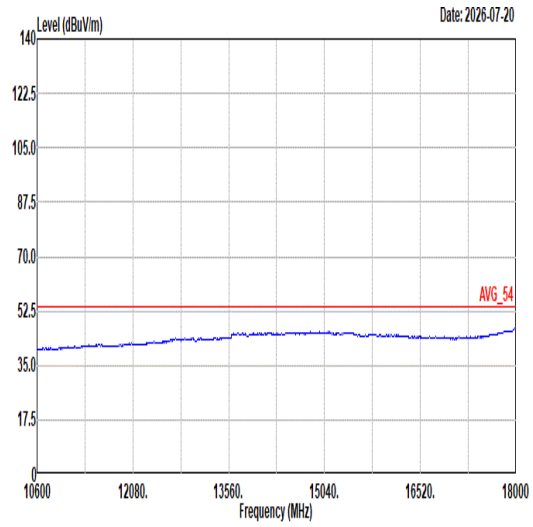 Site : 03CH22-HY Condition: AVG_54 3m DRH18-E_LE2C04A18EN_260520 VERTICAL

Mode	42	
	Band Edge	
	U-NII-2C_5.47-5.725_802.11be EHT20_CH100_Partial RU_26/0_5500MHz	
ANT	8+9	
Pol.	Horizontal	Fundamental
Peak	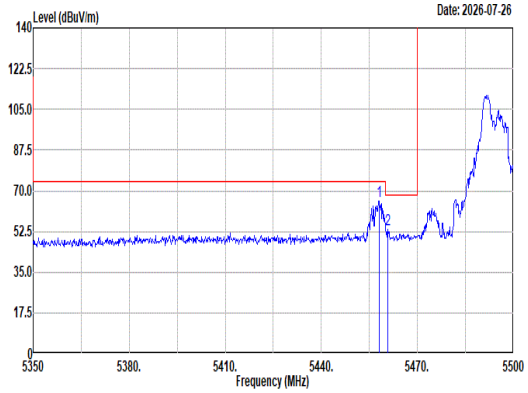 Site : 03CH22-HY Condition: PEAK_BE(UNII)_B3 3m DRH18-E_LE2C04A18EN_260520 HORIZONTAL : RBW:1000.000kHz VBW:3000.000kHz SWT:Auto Freq Level Limit Line Margin Read Level Ant Factor Cable Loss Preamp Factor Aux Factor APos TPos Remark MHz dBuV/m dBuV/m dB dBuV dB/m dB dB dB cm deg 1 5458.00 65.60 74.00 -8.40 54.05 32.70 12.32 34.35 0.88 100 340 Peak 2 5460.85 53.44 68.20 -14.76 41.89 32.70 12.32 34.35 0.88 100 340 Peak	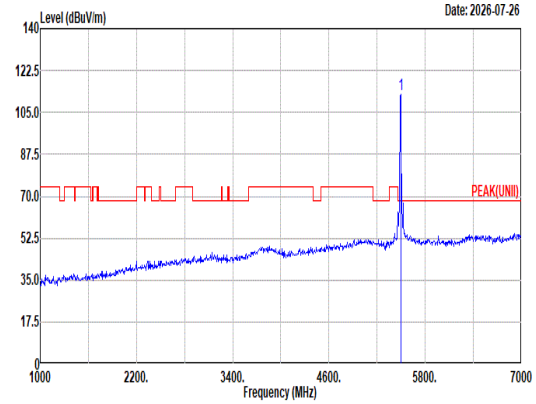 Site : 03CH22-HY Condition: PEAK(UNII) 3m DRH18-E_LE2C04A18EN_260520 HORIZONTAL : RBW:1000.000kHz VBW:3000.000kHz SWT:Auto Freq Level Limit Line Margin Read Level Ant Factor Cable Loss Preamp Factor Aux Factor APos TPos Remark MHz dBuV/m dBuV/m dB dBuV dB/m dB dB dB cm deg 1 5500.00 112.31 ------ ------ 100.80 32.70 12.35 34.41 0.87 100 340 Peak
Avg	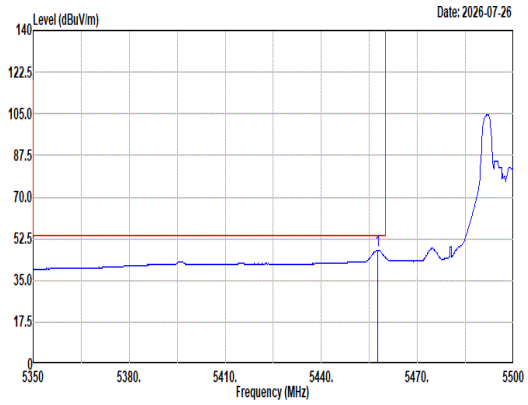 Site : 03CH22-HY Condition: AVG_BE(UNII)_B3 3m DRH18-E_LE2C04A18EN_260520 HORIZONTAL : RBW:1000.000kHz VBW:0.010kHz SWT:Auto Freq Level Limit Line Margin Read Level Ant Factor Cable Loss Preamp Factor Aux Factor APos TPos Remark MHz dBuV/m dBuV/m dB dBuV dB/m dB dB dB cm deg 1 5457.55 47.70 54.00 -6.30 36.15 32.70 12.32 34.35 0.88 100 340 Average	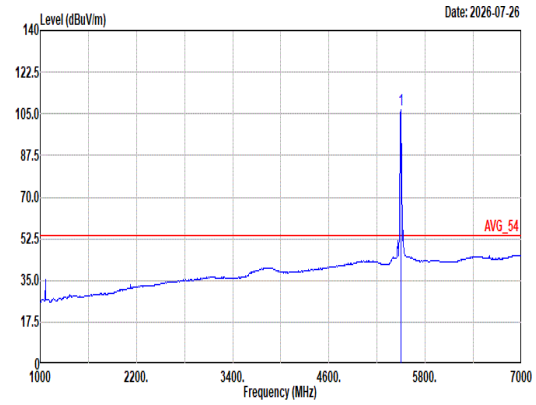 Site : 03CH22-HY Condition: AVG_54 3m DRH18-E_LE2C04A18EN_260520 HORIZONTAL : RBW:1000.000kHz VBW:0.010kHz SWT:Auto Freq Level Limit Line Margin Read Level Ant Factor Cable Loss Preamp Factor Aux Factor APos TPos Remark MHz dBuV/m dBuV/m dB dBuV dB/m dB dB dB cm deg 1 5500.00 106.46 ------ ------ 94.95 32.70 12.35 34.41 0.87 100 340 Average

Mode	42	
	Band Edge	
	U-NII-2C_5.47-5.725_802.11be EHT20_CH100_Partial RU_26/0_5500MHz	
ANT	8+9	
Pol.	Vertical	Fundamental
Peak	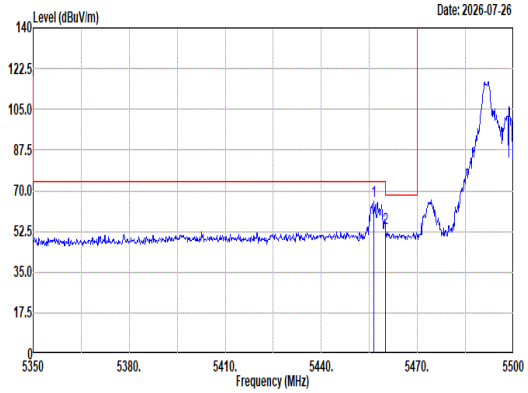 Site : 03CH22-HY Condition: PEAK_BE(UNII)_B3 3m DRH18-E_LE2C04A18EN_260520 VERTICAL : RBW:1000.000kHz VBW:3000.000kHz SWT:Auto Freq Level Limit Line Margin Read Level Ant Factor Cable Loss Preamp Factor Aux Factor APos TPos Remark MHz dBuV/m dBuV/m dB dBuV dB/m dB dB dB cm deg 1 5456.50 65.65 74.00 -8.35 54.09 32.70 12.32 34.34 0.88 104 96 Peak 2 5460.10 53.92 68.20 -14.28 42.37 32.70 12.32 34.35 0.88 104 96 Peak	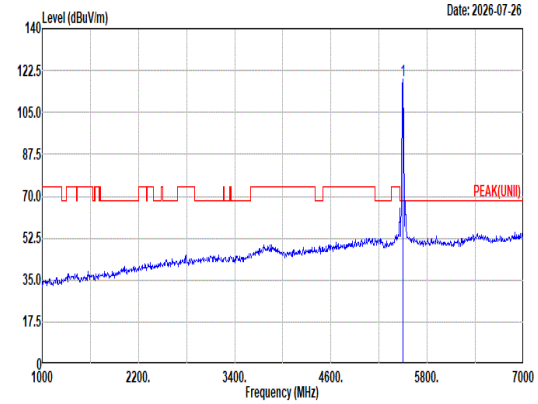 Site : 03CH22-HY Condition: PEAK(UNII) 3m DRH18-E_LE2C04A18EN_260520 VERTICAL : RBW:1000.000kHz VBW:3000.000kHz SWT:Auto Freq Level Limit Line Margin Read Level Ant Factor Cable Loss Preamp Factor Aux Factor APos TPos Remark MHz dBuV/m dBuV/m dB dBuV dB/m dB dB dB cm deg 1 5500.00 118.44 ------ ------ 106.93 32.70 12.35 34.41 0.87 104 96 Peak
Avg	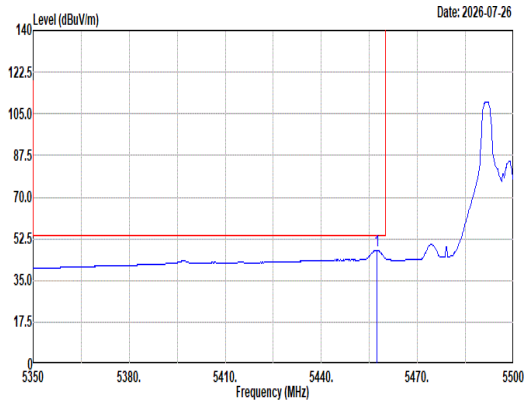 Site : 03CH22-HY Condition: AVG_BE(UNII)_B3 3m DRH18-E_LE2C04A18EN_260520 VERTICAL : RBW:1000.000kHz VBW:0.010kHz SWT:Auto Freq Level Limit Line Margin Read Level Ant Factor Cable Loss Preamp Factor Aux Factor APos TPos Remark MHz dBuV/m dBuV/m dB dBuV dB/m dB dB dB cm deg 1 5457.25 47.73 54.00 -6.27 36.17 32.70 12.32 34.34 0.88 104 96 Average	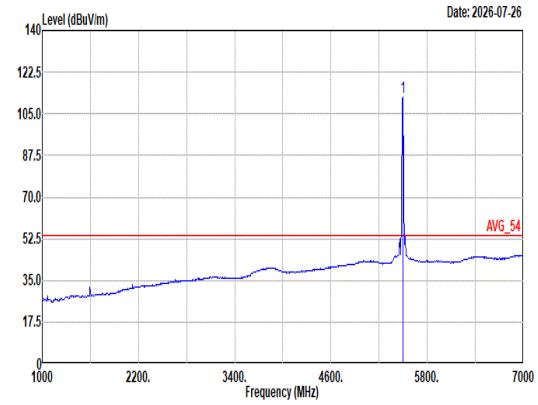 Site : 03CH22-HY Condition: AVG_54 3m DRH18-E_LE2C04A18EN_260520 VERTICAL : RBW:1000.000kHz VBW:0.010kHz SWT:Auto Freq Level Limit Line Margin Read Level Ant Factor Cable Loss Preamp Factor Aux Factor APos TPos Remark MHz dBuV/m dBuV/m dB dBuV dB/m dB dB dB cm deg 1 5500.00 112.05 ------ ------ 100.54 32.70 12.35 34.41 0.87 104 96 Average

Mode	43	
	Band Edge	
	U-NII-2C_5.47-5.725_802.11be EHT20_CH100_Partial RU_52/37_5500MHz	
ANT	8+9	
Pol.	Horizontal	Fundamental
Peak	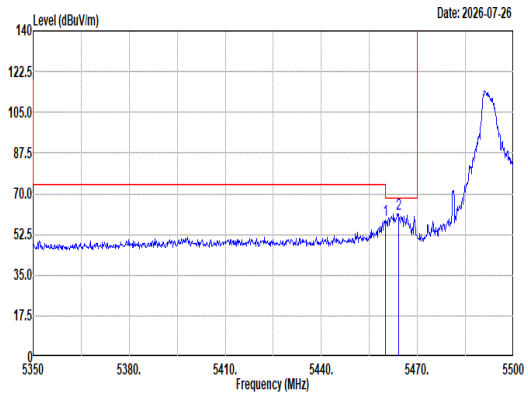 Site : 03CH22-HY Condition: PEAK_BE(UNII)_B3 3m DRH18-E_LE2C04A18EN_260520 HORIZONTAL : RBW:1000.000kHz VBW:3000.000kHz SWT:Auto Freq Level Limit Line Margin Read Level Ant Factor Cable Loss Preamp Factor Aux Factor APos TPos Remark MHz dBuV/m dBuV/m dB dBuV dB/m dB dB dB cm deg 1 5459.95 58.48 74.00 -15.52 46.93 32.70 12.32 34.35 0.88 100 13 Peak 2 5464.15 61.39 68.20 -6.81 49.85 32.70 12.32 34.36 0.88 100 13 Peak	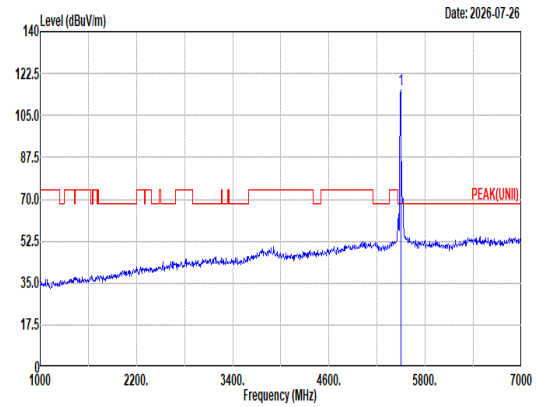 Site : 03CH22-HY Condition: PEAK(UNII) 3m DRH18-E_LE2C04A18EN_260520 HORIZONTAL : RBW:1000.000kHz VBW:3000.000kHz SWT:Auto Freq Level Limit Line Margin Read Level Ant Factor Cable Loss Preamp Factor Aux Factor APos TPos Remark MHz dBuV/m dBuV/m dB dBuV dB/m dB dB dB cm deg 1 5500.00 115.68 ------ ------ 104.17 32.70 12.35 34.41 0.87 100 13 Peak
Avg	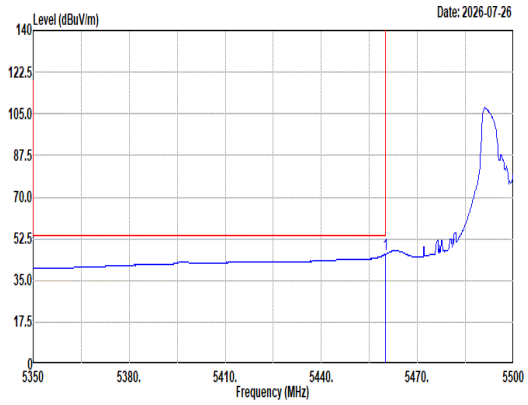 Site : 03CH22-HY Condition: AVG_BE(UNII)_B3 3m DRH18-E_LE2C04A18EN_260520 HORIZONTAL : RBW:1000.000kHz VBW:0.010kHz SWT:Auto Freq Level Limit Line Margin Read Level Ant Factor Cable Loss Preamp Factor Aux Factor APos TPos Remark MHz dBuV/m dBuV/m dB dBuV dB/m dB dB dB cm deg 1 5459.95 45.97 54.00 -8.03 34.42 32.70 12.32 34.35 0.88 100 13 Average	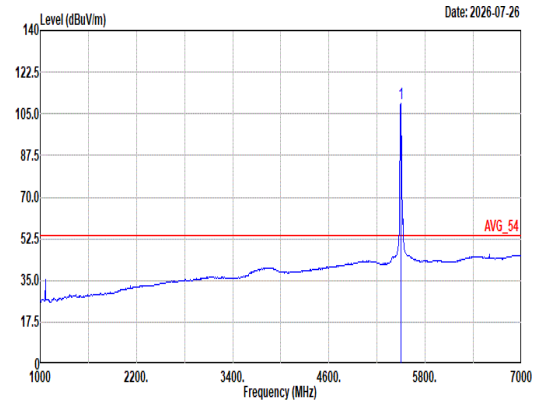 Site : 03CH22-HY Condition: AVG_54 3m DRH18-E_LE2C04A18EN_260520 HORIZONTAL : RBW:1000.000kHz VBW:0.010kHz SWT:Auto Freq Level Limit Line Margin Read Level Ant Factor Cable Loss Preamp Factor Aux Factor APos TPos Remark MHz dBuV/m dBuV/m dB dBuV dB/m dB dB dB cm deg 1 5500.00 109.17 ------ ------ 97.66 32.70 12.35 34.41 0.87 100 13 Average

Mode	43	
	Band Edge	
	U-NII-2C_5.47-5.725_802.11be EHT20_CH100_Partial RU_52/37_5500MHz	
ANT	8+9	
Pol.	Vertical	Fundamental
Peak	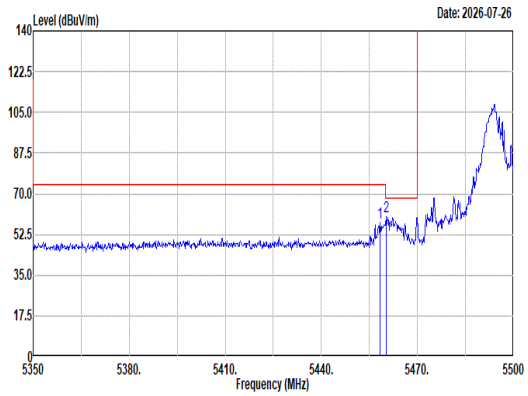 Site : 03CH22-HY Condition: PEAK_BE(UNII)_B3 3m DRH18-E_LE2C04A18EN_260520 VERTICAL : RBW:1000.000kHz VBW:3000.000kHz SWT:Auto Freq Level Limit Line Margin Read Level Ant Factor Cable Loss Preamp Factor Aux Factor APos TPos Remark MHz dBuV/m dBuV/m dB dBuV dB/m dB dB dB cm deg 1 5458.30 57.44 74.00 -16.56 45.89 32.70 12.32 34.35 0.88 100 283 Peak 2 5460.25 59.97 68.20 -8.23 48.42 32.70 12.32 34.35 0.88 100 283 Peak	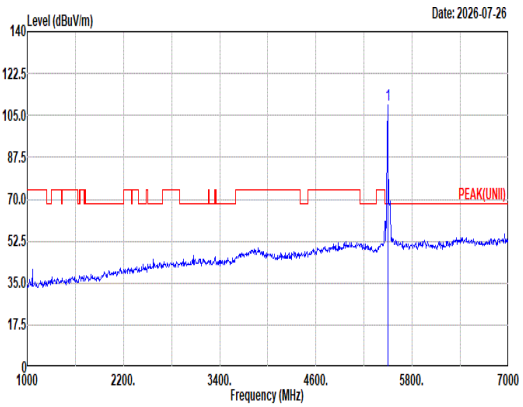 Site : 03CH22-HY Condition: PEAK(UNII) 3m DRH18-E_LE2C04A18EN_260520 VERTICAL : RBW:1000.000kHz VBW:3000.000kHz SWT:Auto Freq Level Limit Line Margin Read Level Ant Factor Cable Loss Preamp Factor Aux Factor APos TPos Remark MHz dBuV/m dBuV/m dB dBuV dB/m dB dB dB cm deg 1 5500.00 109.44 ------ ------ 97.93 32.70 12.35 34.41 0.87 100 283 Peak
Avg	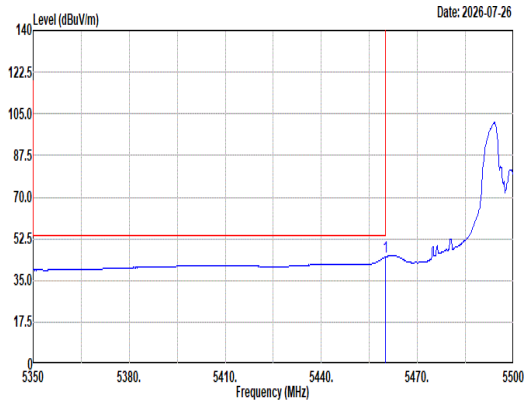 Site : 03CH22-HY Condition: AVG_BE(UNII)_B3 3m DRH18-E_LE2C04A18EN_260520 VERTICAL : RBW:1000.000kHz VBW:0.010kHz SWT:Auto Freq Level Limit Line Margin Read Level Ant Factor Cable Loss Preamp Factor Aux Factor APos TPos Remark MHz dBuV/m dBuV/m dB dBuV dB/m dB dB dB cm deg 1 5459.95 44.78 54.00 -9.22 33.23 32.70 12.32 34.35 0.88 100 283 Average	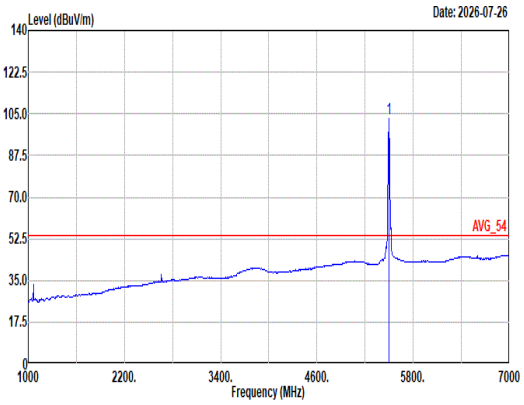 Site : 03CH22-HY Condition: AVG_54 3m DRH18-E_LE2C04A18EN_260520 VERTICAL : RBW:1000.000kHz VBW:0.010kHz SWT:Auto Freq Level Limit Line Margin Read Level Ant Factor Cable Loss Preamp Factor Aux Factor APos TPos Remark MHz dBuV/m dBuV/m dB dBuV dB/m dB dB dB cm deg 1 5500.00 102.83 ------ ------ 91.32 32.70 12.35 34.41 0.87 100 283 Average

Mode	44	
	Band Edge	
	U-NII-2C_5.47-5.725_802.11be EHT20_CH100_Partial RU_106/53_5500MHz	
ANT	8+9	
Pol.	Horizontal	Fundamental
Peak	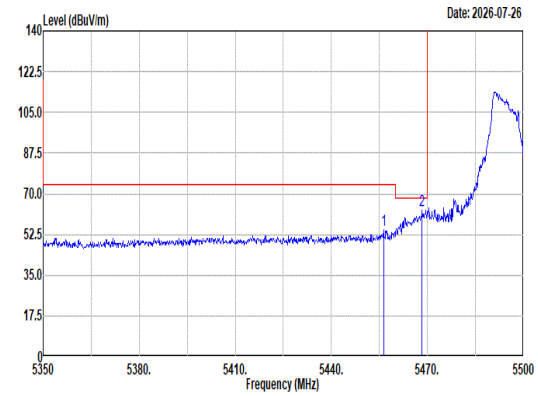 Site : 03CH22-HY Condition: PEAK_BE(UNII)_B3 3m DRH18-E_LE2C04A18EN_260520 HORIZONTAL : RBW:1000.000kHz VBW:3000.000kHz SWT:Auto Freq Level Limit Line Margin Read Level Ant Factor Cable Loss Preamp Factor Aux Factor APos TPos Remark MHz dBuV/m dBuV/m dB dBuV dB/m dB dB dB cm deg 1 5456.35 54.33 74.00 -19.67 42.77 32.70 12.32 34.34 0.88 100 20 Peak 2 5468.35 62.95 68.20 -5.25 51.40 32.70 12.33 34.36 0.88 100 20 Peak	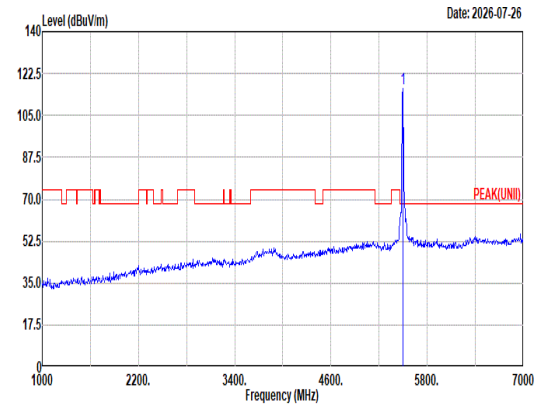 Site : 03CH22-HY Condition: PEAK(UNII) 3m DRH18-E_LE2C04A18EN_260520 HORIZONTAL : RBW:1000.000kHz VBW:3000.000kHz SWT:Auto Freq Level Limit Line Margin Read Level Ant Factor Cable Loss Preamp Factor Aux Factor APos TPos Remark MHz dBuV/m dBuV/m dB dBuV dB/m dB dB dB cm deg 1 5500.00 116.06 ------ ------ 104.55 32.70 12.35 34.41 0.87 100 20 Peak
Avg	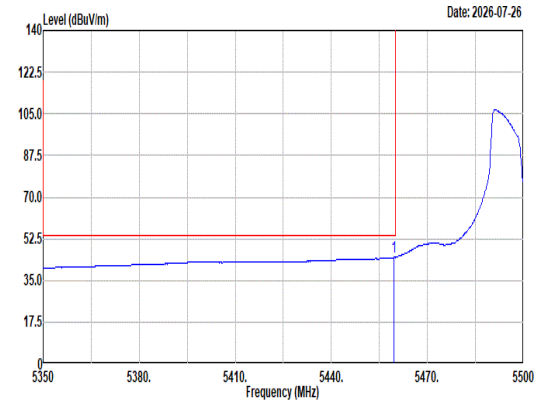 Site : 03CH22-HY Condition: AVG_BE(UNII)_B3 3m DRH18-E_LE2C04A18EN_260520 HORIZONTAL : RBW:1000.000kHz VBW:0.010kHz SWT:Auto Freq Level Limit Line Margin Read Level Ant Factor Cable Loss Preamp Factor Aux Factor APos TPos Remark MHz dBuV/m dBuV/m dB dBuV dB/m dB dB dB cm deg 1 5459.50 44.65 54.00 -9.35 33.10 32.70 12.32 34.35 0.88 100 20 Average	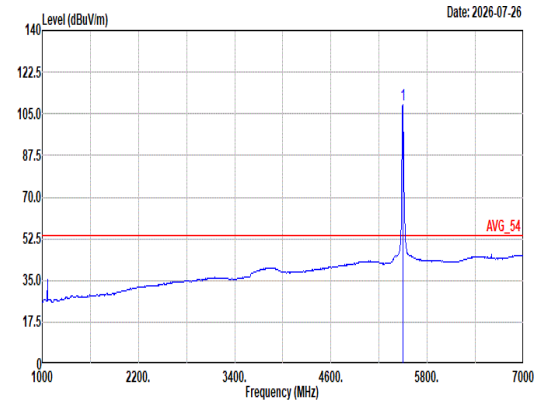 Site : 03CH22-HY Condition: AVG_54 3m DRH18-E_LE2C04A18EN_260520 HORIZONTAL : RBW:1000.000kHz VBW:0.010kHz SWT:Auto Freq Level Limit Line Margin Read Level Ant Factor Cable Loss Preamp Factor Aux Factor APos TPos Remark MHz dBuV/m dBuV/m dB dBuV dB/m dB dB dB cm deg 1 5500.00 108.60 ------ ------ 97.09 32.70 12.35 34.41 0.87 100 20 Average

Mode	44
	Band Edge
	U-NII-2C_5.47-5.725_802.11be EHT20_CH100_Partial RU_106/53_5500MHz
ANT	8+9

Pol.	Vertical	Fundamental
Peak	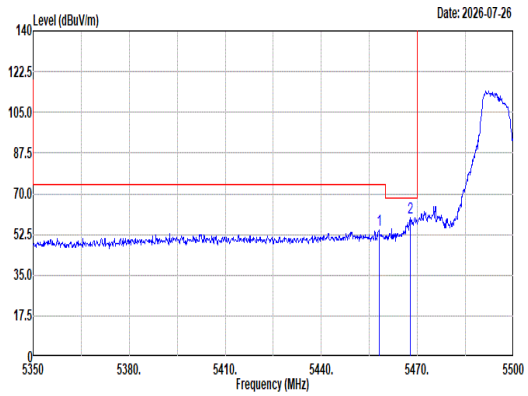 Site : 03CH22-HY Condition: PEAK_BE(UNII)_B3 3m DRH18-E_LE2C04A18EN_260520 VERTICAL : RBW:1000.000kHz VBW:3000.000kHz SWT:Auto Freq Level Limit Line Margin Read Level Ant Factor Cable Loss Preamp Factor Aux Factor APos TPos Remark MHz dBuV/m dBuV/m dB dBuV dB/m dB dB dB cm deg 1 5458.00 54.67 74.00 -19.33 43.12 32.70 12.32 34.35 0.88 102 103 Peak 2 5467.75 59.75 68.20 -8.45 48.20 32.70 12.33 34.36 0.88 102 103 Peak	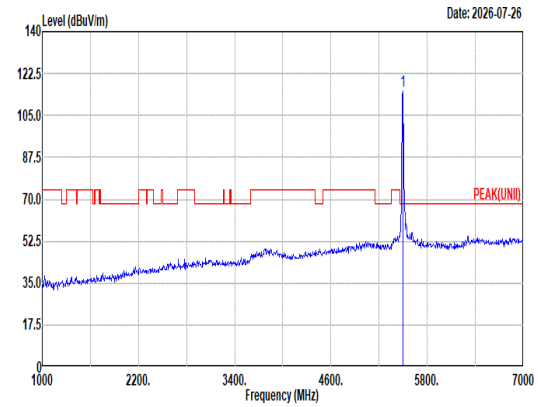 Site : 03CH22-HY Condition: PEAK(UNII) 3m DRH18-E_LE2C04A18EN_260520 VERTICAL : RBW:1000.000kHz VBW:3000.000kHz SWT:Auto Freq Level Limit Line Margin Read Level Ant Factor Cable Loss Preamp Factor Aux Factor APos TPos Remark MHz dBuV/m dBuV/m dB dBuV dB/m dB dB dB cm deg 1 5500.00 114.95 ------ ------ 103.44 32.70 12.35 34.41 0.87 102 103 Peak
Avg	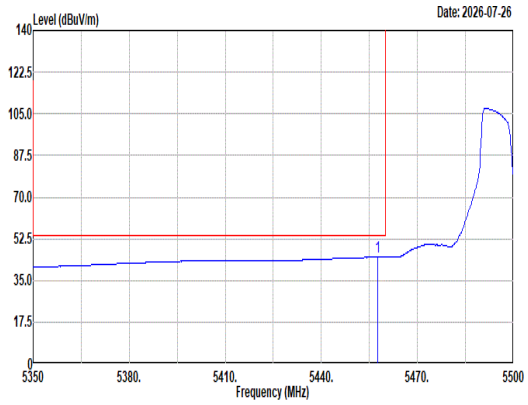 Site : 03CH22-HY Condition: AVG_BE(UNII)_B3 3m DRH18-E_LE2C04A18EN_260520 VERTICAL : RBW:1000.000kHz VBW:0.010kHz SWT:Auto Freq Level Limit Line Margin Read Level Ant Factor Cable Loss Preamp Factor Aux Factor APos TPos Remark MHz dBuV/m dBuV/m dB dBuV dB/m dB dB dB cm deg 1 5457.70 44.79 54.00 -9.21 33.24 32.70 12.32 34.35 0.88 102 103 Average	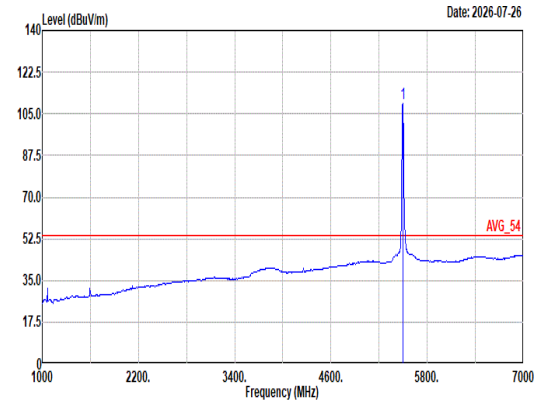 Site : 03CH22-HY Condition: AVG_54 3m DRH18-E_LE2C04A18EN_260520 VERTICAL : RBW:1000.000kHz VBW:0.010kHz SWT:Auto Freq Level Limit Line Margin Read Level Ant Factor Cable Loss Preamp Factor Aux Factor APos TPos Remark MHz dBuV/m dBuV/m dB dBuV dB/m dB dB dB cm deg 1 5500.00 109.22 ------ ------ 97.71 32.70 12.35 34.41 0.87 102 103 Average

Mode	45	
	Band Edge	
	U-NII-2C_5.47-5.725_802.11be EHT20_CH140_Partial RU_26/8_5700MHz	
ANT	8+9	
Pol.	Horizontal	Fundamental
Peak	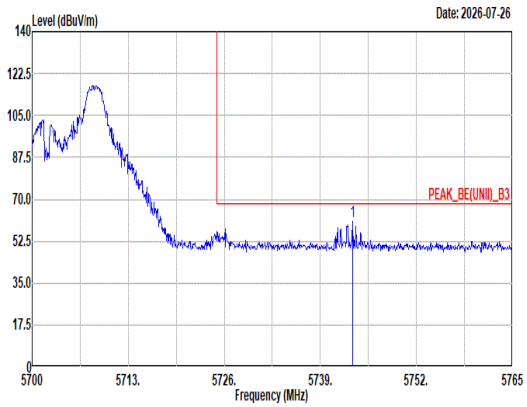 Site : 03CH22-HY Condition: PEAK_BE(UNII)_B3 3m DRH18-E_LE2C04A18EN_260520 HORIZONTAL : RBW:1000.000kHz VBW:3000.000kHz SWT:Auto Freq Level Limit Line Margin Read Level Ant Factor Cable Loss Preamp Factor Aux Factor APos TPos Remark MHz dBuV/m dBuV/m dB dBuV dB/m dB dB dB cm deg 1 5743.36 60.65 68.20 -7.55 47.82 33.89 12.48 34.64 1.10 100 359 Peak	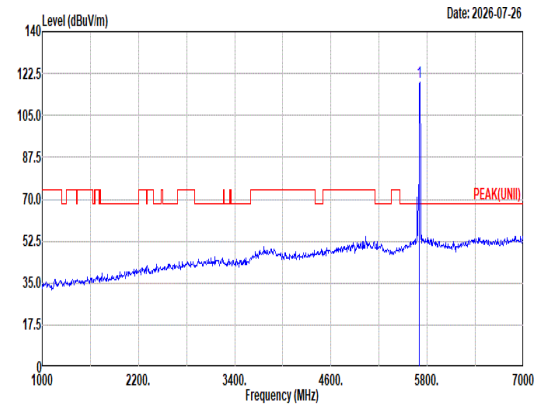 Site : 03CH22-HY Condition: PEAK(UNII) 3m DRH18-E_LE2C04A18EN_260520 HORIZONTAL : RBW:1000.000kHz VBW:3000.000kHz SWT:Auto Freq Level Limit Line Margin Read Level Ant Factor Cable Loss Preamp Factor Aux Factor APos TPos Remark MHz dBuV/m dBuV/m dB dBuV dB/m dB dB dB cm deg 1 5700.00 118.65 ------ ------ 105.93 33.82 12.47 34.61 1.04 100 359 Peak
Avg	Blank	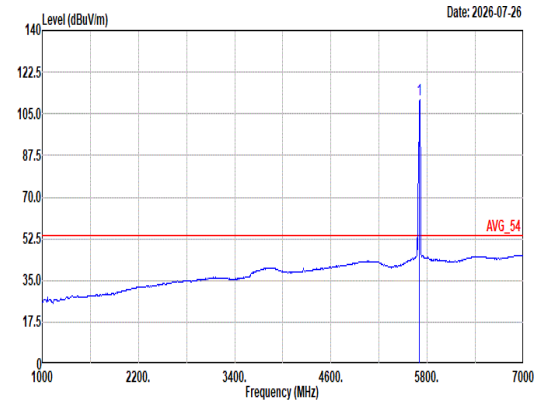 Site : 03CH22-HY Condition: AVG_54 3m DRH18-E_LE2C04A18EN_260520 HORIZONTAL : RBW:1000.000kHz VBW:0.010kHz SWT:Auto Freq Level Limit Line Margin Read Level Ant Factor Cable Loss Preamp Factor Aux Factor APos TPos Remark MHz dBuV/m dBuV/m dB dBuV dB/m dB dB dB cm deg 1 5700.00 111.17 ------ ------ 98.45 33.82 12.47 34.61 1.04 100 359 Average

Mode	45	
	Band Edge	
	U-NII-2C_5.47-5.725_802.11be EHT20_CH140_Partial RU_26/8_5700MHz	
ANT	8+9	
Pol.	Vertical	Fundamental
Peak	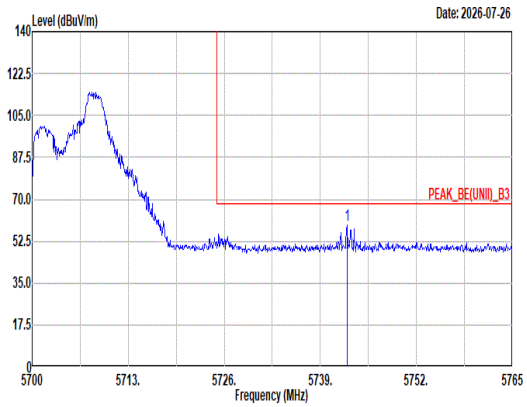 Site : 03CH22-HY Condition: PEAK_BE(UNII)_B3 3m DRH18-E_LE2C04A18EN_260520 VERTICAL : RBW:1000.000kHz VBW:3000.000kHz SWT:Auto Freq Level Limit Line Margin Read Level Ant Factor Cable Loss Preamp Factor Aux Factor APos TPos Remark MHz dBuV/m dBuV/m dB dBuV dB/m dB dB dB cm deg 1 5742.64 59.03 68.20 -9.17 46.20 33.89 12.48 34.64 1.10 100 141 Peak	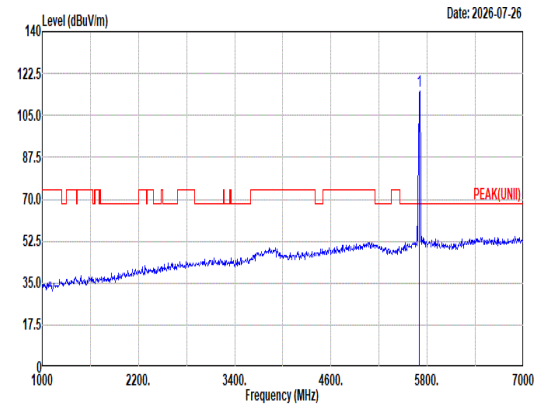 Site : 03CH22-HY Condition: PEAK(UNII) 3m DRH18-E_LE2C04A18EN_260520 VERTICAL : RBW:1000.000kHz VBW:3000.000kHz SWT:Auto Freq Level Limit Line Margin Read Level Ant Factor Cable Loss Preamp Factor Aux Factor APos TPos Remark MHz dBuV/m dBuV/m dB dBuV dB/m dB dB dB cm deg 1 5700.00 115.39 ------ ------ 102.67 33.82 12.47 34.61 1.04 100 141 Peak
Avg	Blank	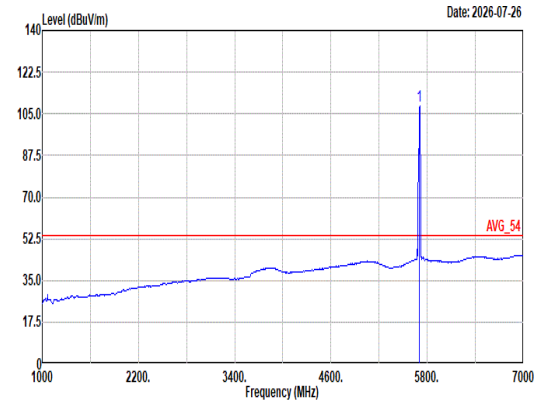 Site : 03CH22-HY Condition: AVG_54 3m DRH18-E_LE2C04A18EN_260520 VERTICAL : RBW:1000.000kHz VBW:0.010kHz SWT:Auto Freq Level Limit Line Margin Read Level Ant Factor Cable Loss Preamp Factor Aux Factor APos TPos Remark MHz dBuV/m dBuV/m dB dBuV dB/m dB dB dB cm deg 1 5700.00 108.21 ------ ------ 95.49 33.82 12.47 34.61 1.04 100 141 Average

Mode	46	
	Band Edge	
	U-NII-2C_5.47-5.725_802.11be EHT20_CH140_Partial RU_52/40_5700MHz	
ANT	8+9	
Pol.	Horizontal	Fundamental
Peak	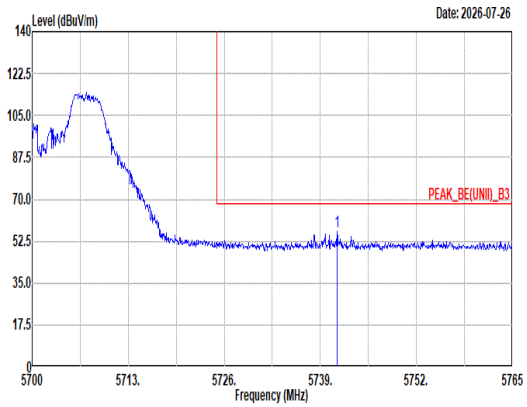 Site : 03CH22-HY Condition: PEAK_BE(UNII)_B3 3m DRH18-E_LE2C04A18EN_260520 HORIZONTAL : RBW:1000.000kHz VBW:3000.000kHz SWT:Auto Freq Level Limit Line Margin Read Level Ant Factor Cable Loss Preamp Factor Aux Factor APos TPos Remark MHz dBuV/m dBuV/m dB dBuV dB/m dB dB dB cm deg 1 5741.28 56.30 68.20 -11.90 43.48 33.88 12.48 34.64 1.10 100 347 Peak	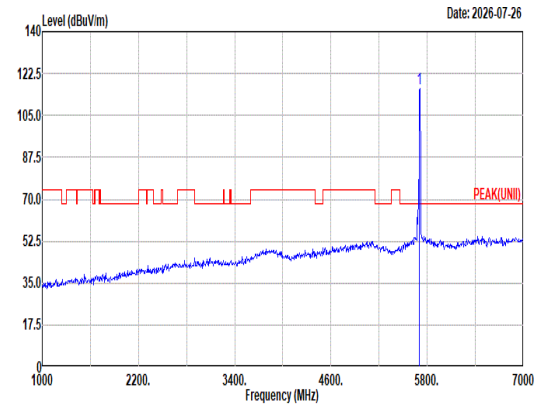 Site : 03CH22-HY Condition: PEAK(UNII) 3m DRH18-E_LE2C04A18EN_260520 HORIZONTAL : RBW:1000.000kHz VBW:3000.000kHz SWT:Auto Freq Level Limit Line Margin Read Level Ant Factor Cable Loss Preamp Factor Aux Factor APos TPos Remark MHz dBuV/m dBuV/m dB dBuV dB/m dB dB dB cm deg 1 5700.00 116.32 ------ ------ 103.60 33.82 12.47 34.61 1.04 100 347 Peak
Avg	Blank	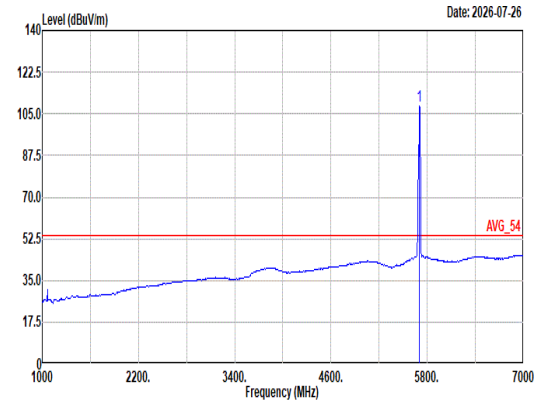 Site : 03CH22-HY Condition: AVG_54 3m DRH18-E_LE2C04A18EN_260520 HORIZONTAL : RBW:1000.000kHz VBW:0.010kHz SWT:Auto Freq Level Limit Line Margin Read Level Ant Factor Cable Loss Preamp Factor Aux Factor APos TPos Remark MHz dBuV/m dBuV/m dB dBuV dB/m dB dB dB cm deg 1 5700.00 108.15 ------ ------ 95.44 33.81 12.47 34.60 1.03 100 347 Average

Mode	46	
	Band Edge	
	U-NII-2C_5.47-5.725_802.11be EHT20_CH140_Partial RU_52/40_5700MHz	
ANT	8+9	
Pol.	Vertical	Fundamental
Peak	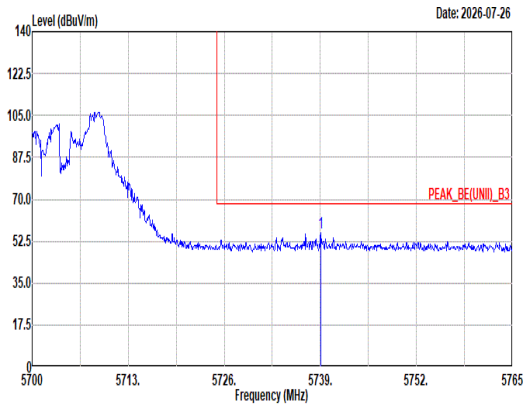 Site : 03CH22-HY Condition: PEAK_BE(UNII)_B3 3m DRH18-E_LE2C04A18EN_260520 VERTICAL : RBW:1000.000kHz VBW:3000.000kHz SWT:Auto Freq Level Limit Line Margin Read Level Ant Factor Cable Loss Preamp Factor Aux Factor APos TPos Remark MHz dBuV/m dBuV/m dB dBuV dB/m dB dB dB cm deg 1 5739.07 55.83 68.20 -12.37 43.02 33.88 12.48 34.64 1.09 100 237 Peak	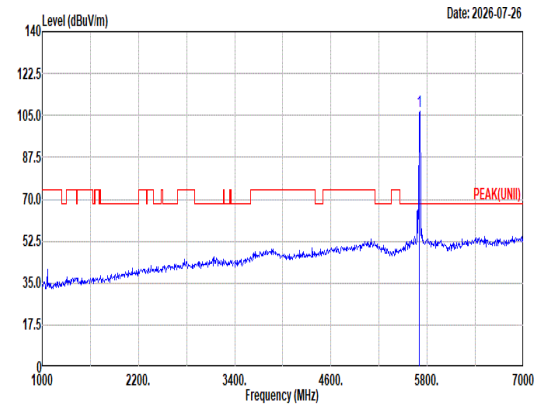 Site : 03CH22-HY Condition: PEAK(UNII) 3m DRH18-E_LE2C04A18EN_260520 VERTICAL : RBW:1000.000kHz VBW:3000.000kHz SWT:Auto Freq Level Limit Line Margin Read Level Ant Factor Cable Loss Preamp Factor Aux Factor APos TPos Remark MHz dBuV/m dBuV/m dB dBuV dB/m dB dB dB cm deg 1 5700.00 106.76 ------ ------ 94.04 33.82 12.47 34.61 1.04 100 237 Peak
Avg	Blank	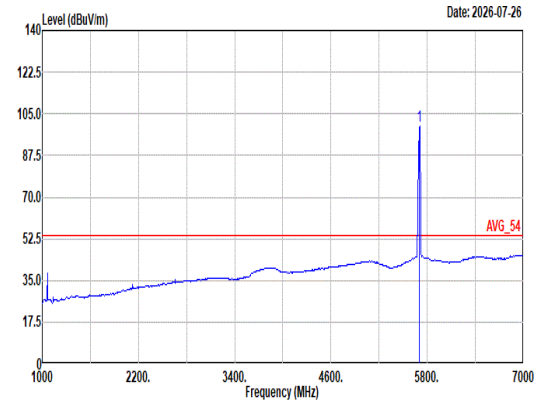 Site : 03CH22-HY Condition: AVG_54 3m DRH18-E_LE2C04A18EN_260520 VERTICAL : RBW:1000.000kHz VBW:0.010kHz SWT:Auto Freq Level Limit Line Margin Read Level Ant Factor Cable Loss Preamp Factor Aux Factor APos TPos Remark MHz dBuV/m dBuV/m dB dBuV dB/m dB dB dB cm deg 1 5700.00 99.89 ------ ------ 87.17 33.82 12.47 34.61 1.04 100 237 Average

Mode	47	
	Band Edge	
	U-NII-2C_5.47-5.725_802.11be EHT20_CH140_Partial RU_106/54_5700MHz	
ANT	8+9	
Pol.	Horizontal	Fundamental
Peak	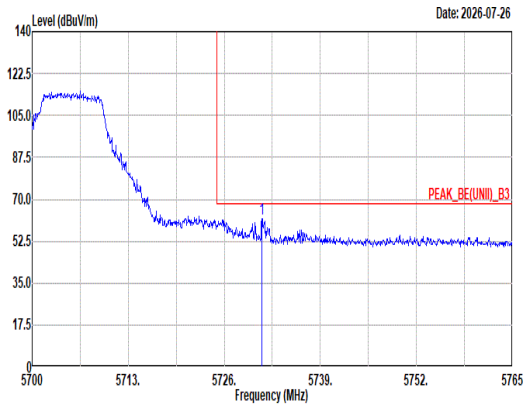 Site : 03CH22-HY Condition: PEAK_BE(UNII)_B3 3m DRH18-E_LE2C04A18EN_260520 HORIZONTAL : RBW:1000.000kHz VBW:3000.000kHz SWT:Auto Freq Level Limit Line Margin Read Level Ant Factor Cable Loss Preamp Factor Aux Factor APos TPos Remark MHz dBuV/m dBuV/m dB dBuV dB/m dB dB dB cm deg 1 5731.07 61.64 68.20 -6.56 48.85 33.86 12.48 34.63 1.08 135 348 Peak	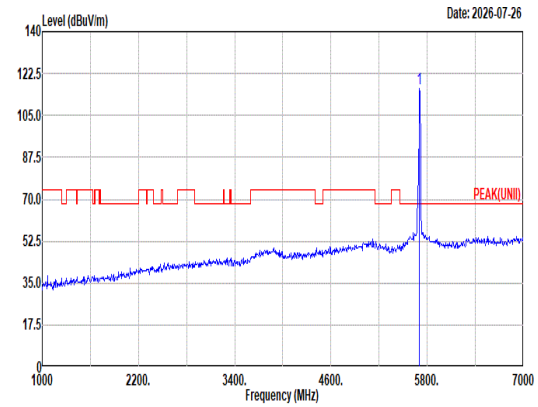 Site : 03CH22-HY Condition: PEAK(UNII) 3m DRH18-E_LE2C04A18EN_260520 HORIZONTAL : RBW:1000.000kHz VBW:3000.000kHz SWT:Auto Freq Level Limit Line Margin Read Level Ant Factor Cable Loss Preamp Factor Aux Factor APos TPos Remark MHz dBuV/m dBuV/m dB dBuV dB/m dB dB dB cm deg 1 5700.00 116.27 ------ ------ 103.56 33.81 12.47 34.60 1.03 135 348 Peak
Avg	Blank	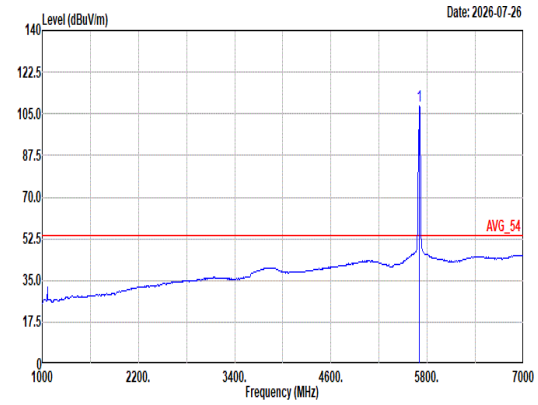 Site : 03CH22-HY Condition: AVG_54 3m DRH18-E_LE2C04A18EN_260520 HORIZONTAL : RBW:1000.000kHz VBW:0.010kHz SWT:Auto Freq Level Limit Line Margin Read Level Ant Factor Cable Loss Preamp Factor Aux Factor APos TPos Remark MHz dBuV/m dBuV/m dB dBuV dB/m dB dB dB cm deg 1 5700.00 108.44 ------ ------ 95.73 33.81 12.47 34.60 1.03 135 348 Average

Mode	47	
	Band Edge	
	U-NII-2C_5.47-5.725_802.11be EHT20_CH140_Partial RU_106/54_5700MHz	
ANT	8+9	
Pol.	Vertical	Fundamental
Peak	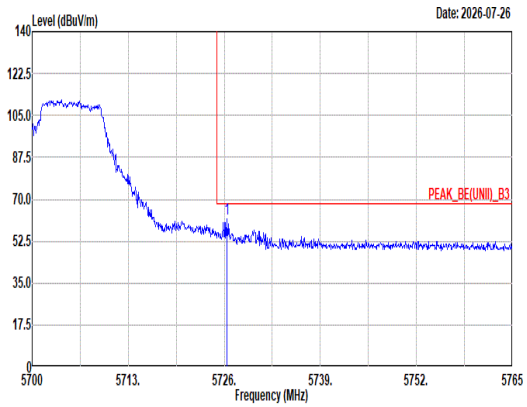 Site : 03CH22-HY Condition: PEAK_BE(UNII)_B3 3m DRH18-E_LE2C04A18EN_260520 VERTICAL : RBW:1000.000kHz VBW:3000.000kHz SWT:Auto Freq Level Limit Line Margin Read Level Ant Factor Cable Loss Preamp Factor Aux Factor APos TPos Remark MHz dBuV/m dBuV/m dB dBuV dB/m dB dB dB cm deg 1 5726.33 61.81 68.20 -6.39 49.03 33.85 12.48 34.62 1.07 100 151 Peak	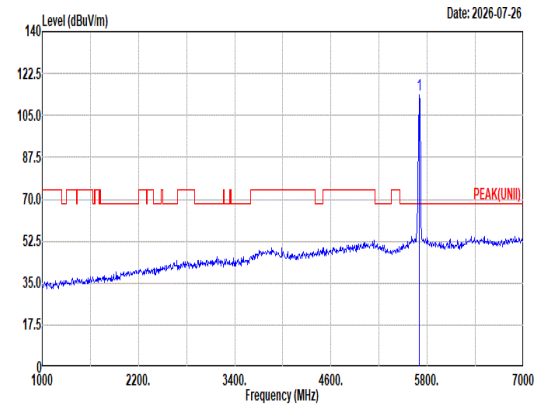 Site : 03CH22-HY Condition: PEAK(UNII) 3m DRH18-E_LE2C04A18EN_260520 VERTICAL : RBW:1000.000kHz VBW:3000.000kHz SWT:Auto Freq Level Limit Line Margin Read Level Ant Factor Cable Loss Preamp Factor Aux Factor APos TPos Remark MHz dBuV/m dBuV/m dB dBuV dB/m dB dB dB cm deg 1 5700.00 113.46 ------ ------ 100.75 33.81 12.47 34.60 1.03 100 151 Peak
Avg	Blank	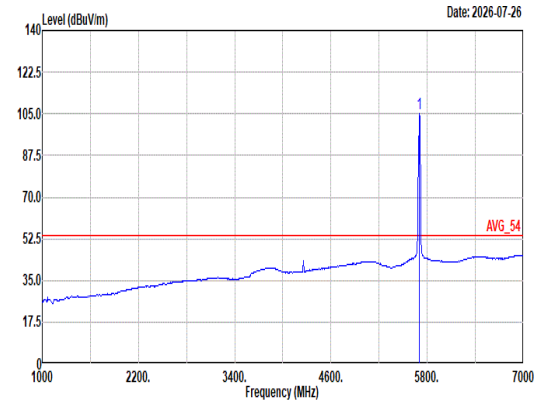 Site : 03CH22-HY Condition: AVG_54 3m DRH18-E_LE2C04A18EN_260520 VERTICAL : RBW:1000.000kHz VBW:0.010kHz SWT:Auto Freq Level Limit Line Margin Read Level Ant Factor Cable Loss Preamp Factor Aux Factor APos TPos Remark MHz dBuV/m dBuV/m dB dBuV dB/m dB dB dB cm deg 1 5700.00 105.10 ------ ------ 92.39 33.81 12.47 34.60 1.03 100 151 Average

Mode	52	
	Harmonic	
	U-NII-2C_5.47-5.725_802.11a_CH144_5720MHz	
ANT	8+9	
Pol.	Horizontal	Vertical
Peak Avg	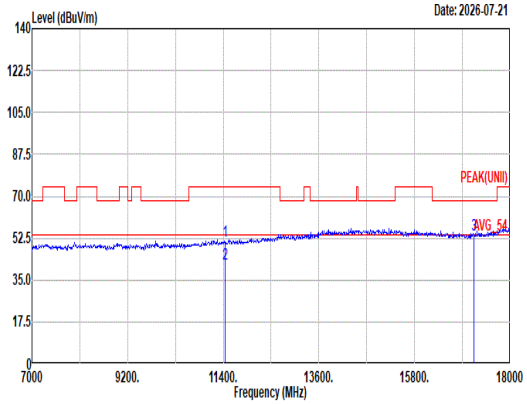 Site : 03CH22-HY Condition: PEAK(UNII) 3m DRH18-E_LE2C04A18EN_260520 HORIZONTAL Freq Level Limit Line Margin Read Level Ant Factor Cable Loss Preamp Factor Aux Factor APos TPos Remark MHz dBuV/m dBuV/m dB dBuV dB/m dB dB dB cm deg 1 11440.00 51.19 74.00 -22.81 33.35 38.88 17.76 40.17 1.37 -- -- Peak 2 11440.00 41.70 54.00 -12.30 23.86 38.88 17.76 40.17 1.37 -- -- Average 3 17160.00 53.91 68.20 -14.29 36.10 40.40 21.90 46.42 1.93 -- -- Peak	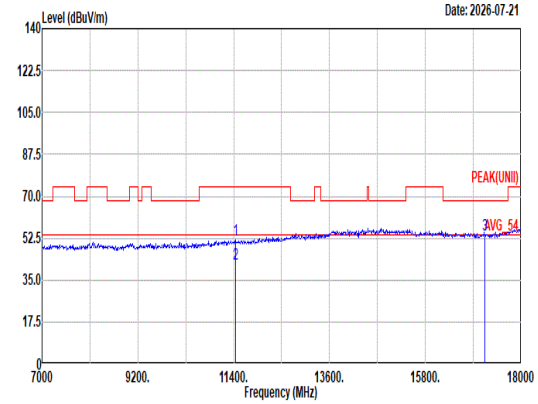 Site : 03CH22-HY Condition: PEAK(UNII) 3m DRH18-E_LE2C04A18EN_260520 VERTICAL Freq Level Limit Line Margin Read Level Ant Factor Cable Loss Preamp Factor Aux Factor APos TPos Remark MHz dBuV/m dBuV/m dB dBuV dB/m dB dB dB cm deg 1 11440.00 51.60 74.00 -22.40 33.76 38.88 17.76 40.17 1.37 -- -- Peak 2 11440.00 41.80 54.00 -12.20 23.96 38.88 17.76 40.17 1.37 -- -- Average 3 17160.00 54.07 68.20 -14.13 36.26 40.40 21.90 46.42 1.93 -- -- Peak

Mode	52	
	Harmonic	
	U-NII-2C_5.47-5.725_802.11a_CH144_5720MHz	
ANT	8+9	
Pol.	Horizontal	Vertical
10.6G ~18G Avg	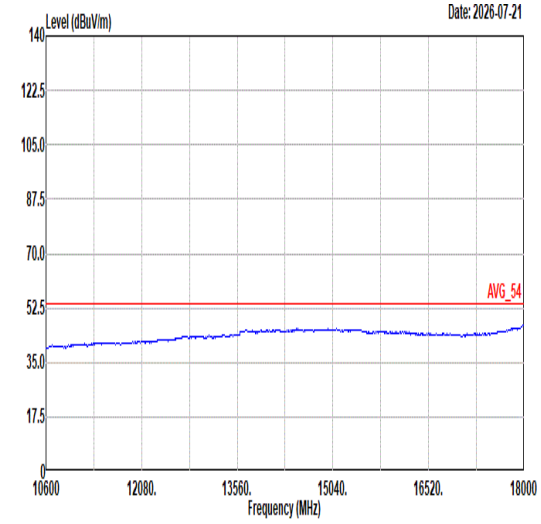 Site : 03CH22-HY Condition: AVG_54 3m DRH18-E_LE2C04A18EN_260520 HORIZONTAL	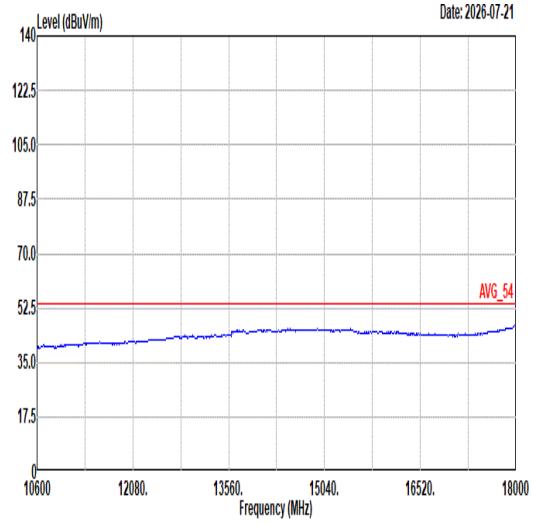 Site : 03CH22-HY Condition: AVG_54 3m DRH18-E_LE2C04A18EN_260520 VERTICAL

Mode	53	
	Harmonic	
	U-NII-2C_5.47-5.725_802.11be EHT20_CH144_Full RU_5720MHz	
ANT	8+9	
Pol.	Horizontal	Vertical
Peak Avg	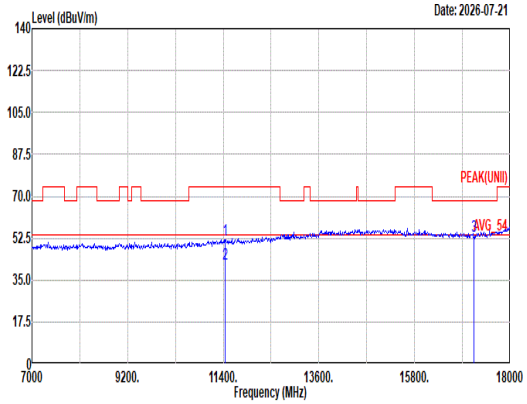 Site : 03CH22-HY Condition: PEAK(UNII) 3m DRH18-E_LE2C04A18EN_260520 HORIZONTAL Freq Level Limit Line Margin Read Level Ant Factor Cable Loss Preamp Factor Aux Factor APos TPos Remark MHz dBuV/m dBuV/m dB dBuV dB/m dB dB dB cm deg 1 11440.00 51.90 74.00 -22.10 34.06 38.88 17.76 40.17 1.37 -- -- Peak 2 11440.00 41.65 54.00 -12.35 23.81 38.88 17.76 40.17 1.37 -- -- Average 3 17160.00 53.21 68.20 -14.99 35.40 40.40 21.90 46.42 1.93 -- -- Peak	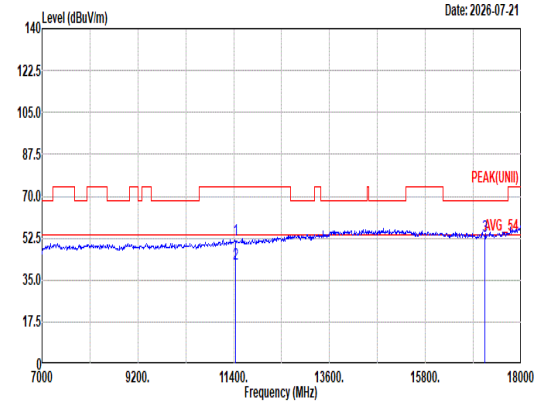 Site : 03CH22-HY Condition: PEAK(UNII) 3m DRH18-E_LE2C04A18EN_260520 VERTICAL Freq Level Limit Line Margin Read Level Ant Factor Cable Loss Preamp Factor Aux Factor APos TPos Remark MHz dBuV/m dBuV/m dB dBuV dB/m dB dB dB cm deg 1 11440.00 51.59 74.00 -22.41 33.75 38.88 17.76 40.17 1.37 -- -- Peak 2 11440.00 41.65 54.00 -12.35 23.81 38.88 17.76 40.17 1.37 -- -- Average 3 17160.00 53.61 68.20 -14.59 35.80 40.40 21.90 46.42 1.93 -- -- Peak

Mode	53	
	Harmonic	
	U-NII-2C_5.47-5.725_802.11be EHT20_CH144_Full RU_5720MHz	
ANT	8+9	
Pol.	Horizontal	Vertical
10.6G ~18G Avg	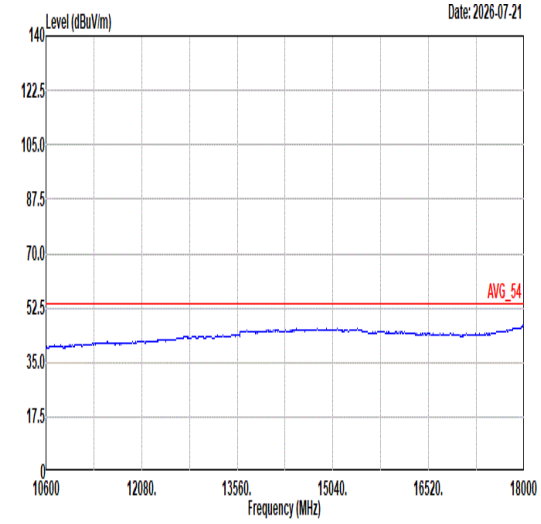 Site : 03CH22-HY Condition: AVG_54 3m DRH18-E_LE2C04A18EN_260520 HORIZONTAL	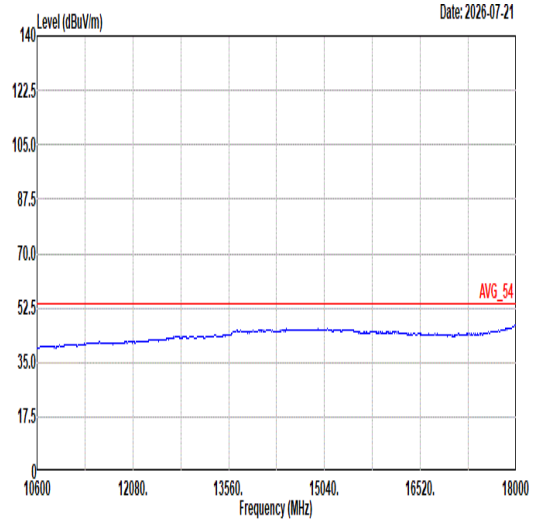 Site : 03CH22-HY Condition: AVG_54 3m DRH18-E_LE2C04A18EN_260520 VERTICAL

Mode	54	
	Harmonic	
	U-NII-2C_5.47-5.725_802.11be EHT40_CH142_Full RU_5710MHz	
ANT	8+9	
Pol.	Horizontal	Vertical
Peak Avg	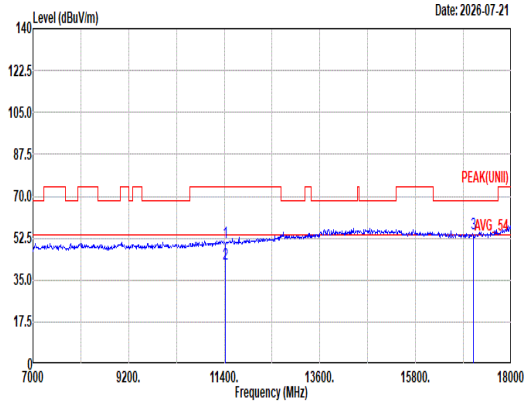 Site : 03CH22-HY Condition: PEAK(UNII) 3m DRH18-E_LE2C04A18EN_260520 HORIZONTAL Freq Level Limit Line Margin Read Level Ant Factor Cable Loss Preamp Factor Aux Factor APos TPos Remark MHz dBuV/m dBuV/m dB dBuV dB/m dB dB dB cm deg 1 11420.00 50.64 74.00 -23.36 32.85 38.84 17.75 40.16 1.36 -- -- Peak 2 11420.00 41.61 54.00 -12.39 23.82 38.84 17.75 40.16 1.36 -- -- Average 3 17130.00 54.33 68.20 -13.87 36.46 40.44 21.88 46.39 1.94 -- -- Peak	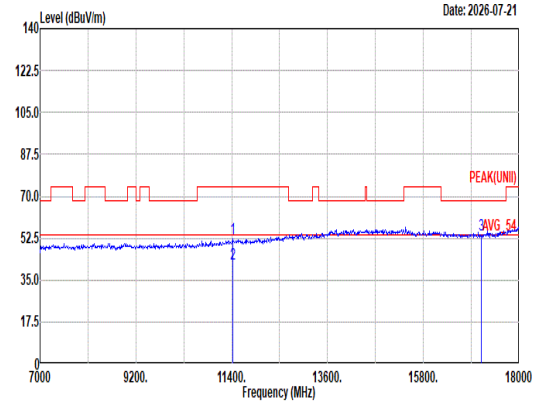 Site : 03CH22-HY Condition: PEAK(UNII) 3m DRH18-E_LE2C04A18EN_260520 VERTICAL Freq Level Limit Line Margin Read Level Ant Factor Cable Loss Preamp Factor Aux Factor APos TPos Remark MHz dBuV/m dBuV/m dB dBuV dB/m dB dB dB cm deg 1 11420.00 52.12 74.00 -21.88 34.33 38.84 17.75 40.16 1.36 -- -- Peak 2 11420.00 41.63 54.00 -12.37 23.84 38.84 17.75 40.16 1.36 -- -- Average 3 17130.00 53.94 68.20 -14.26 36.07 40.44 21.88 46.39 1.94 -- -- Peak

Mode	54	
	Harmonic	
	U-NII-2C_5.47-5.725_802.11be EHT40_CH142_Full RU_5710MHz	
ANT	8+9	
Pol.	Horizontal	Vertical
10.6G ~18G Avg	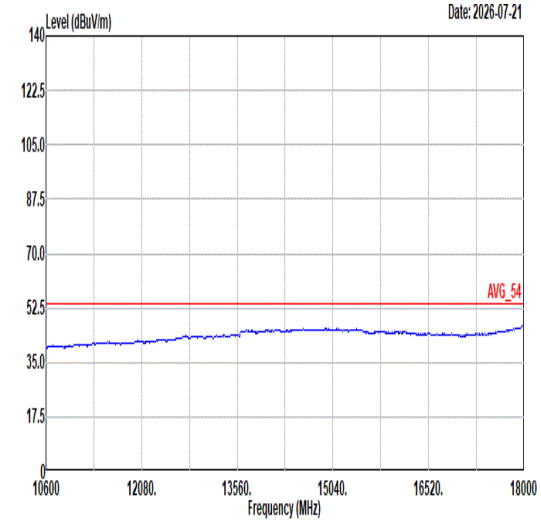 Site : 03CH22-HY Condition: AVG_54 3m DRH18-E_LE2C04A18EN_260520 HORIZONTAL	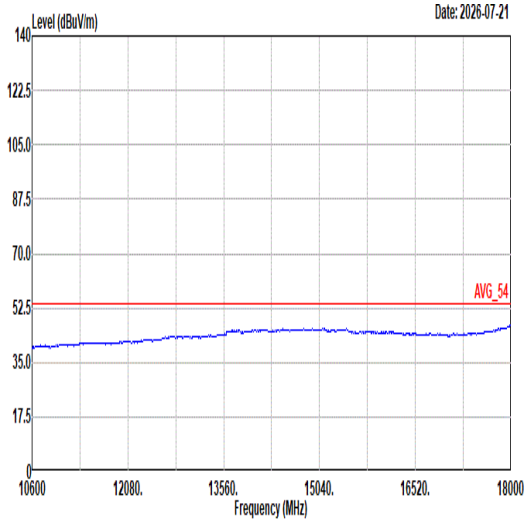 Site : 03CH22-HY Condition: AVG_54 3m DRH18-E_LE2C04A18EN_260520 VERTICAL

Mode	55	
	Harmonic	
	U-NII-2C_5.47-5.725_802.11be EHT80_CH138_Full RU_5690MHz	
ANT	8+9	
Pol.	Horizontal	Vertical
Peak Avg	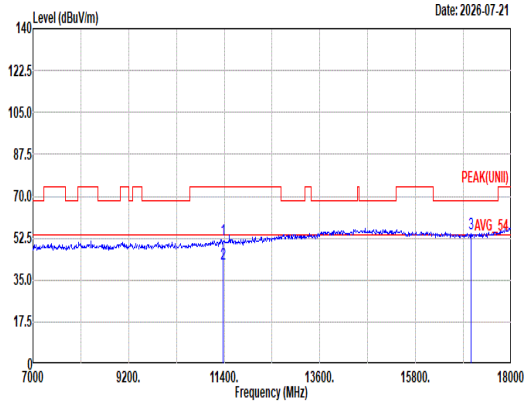 Site : 03CH22-HY Condition: PEAK(UNII) 3m DRH18-E_LE2C04A18EN_260520 HORIZONTAL Freq Level Limit Line Margin Read Level Ant Factor Cable Loss Preamp Factor Aux Factor APos TPos Remark MHz dBuV/m dBuV/m dB dBuV dB/m dB dB dB cm deg 1 11380.00 52.00 74.00 -22.00 34.24 38.80 17.72 40.12 1.36 -- -- Peak 2 11380.00 41.66 54.00 -12.34 23.90 38.80 17.72 40.12 1.36 -- -- Average 3 17070.00 54.48 68.20 -13.72 36.62 40.44 21.82 46.34 1.94 -- -- Peak	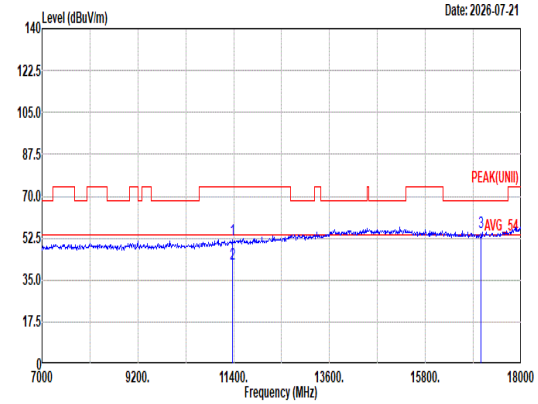 Site : 03CH22-HY Condition: PEAK(UNII) 3m DRH18-E_LE2C04A18EN_260520 VERTICAL Freq Level Limit Line Margin Read Level Ant Factor Cable Loss Preamp Factor Aux Factor APos TPos Remark MHz dBuV/m dBuV/m dB dBuV dB/m dB dB dB cm deg 1 11380.00 51.67 74.00 -22.33 33.91 38.80 17.72 40.12 1.36 -- -- Peak 2 11380.00 41.66 54.00 -12.34 23.90 38.80 17.72 40.12 1.36 -- -- Average 3 17070.00 55.19 68.20 -13.01 37.33 40.44 21.82 46.34 1.94 -- -- Peak

Mode	55	
	Harmonic	
	U-NII-2C_5.47-5.725_802.11be EHT80_CH138_Full RU_5690MHz	
ANT	8+9	
Pol.	Horizontal	Vertical
10.6G ~18G Avg	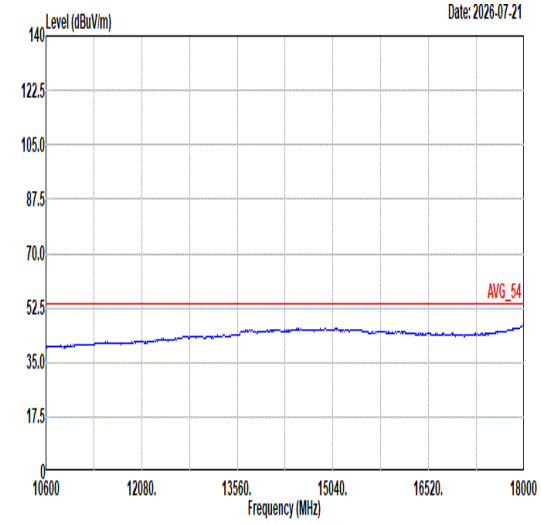 Site : 03CH22-HY Condition: AVG_54 3m DRH18-E_LE2C04A18EN_260520 HORIZONTAL	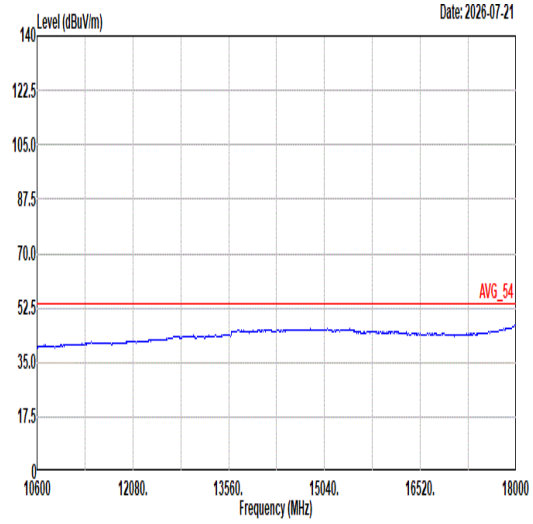 Site : 03CH22-HY Condition: AVG_54 3m DRH18-E_LE2C04A18EN_260520 VERTICAL

Mode	56	
	LF	
	U-NII-2A_5.25-5.35_802.11be EHT20_CH64_Full RU_5320MHz	
ANT	8+9	
Pol.	Horizontal	Vertical
QP/ Peak	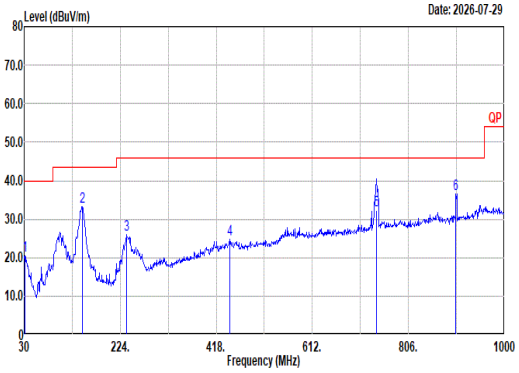	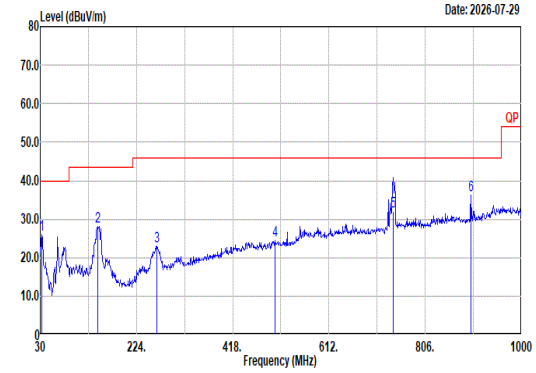

Site : 03CH22-HY
Condition: QP 3m Bilog_63304_251126 HORIZONTAL

	Freq	Level	Limit Line	Margin	Read Level	Ant Factor	Cable Loss	Preamp Factor	Aux Factor	APos	TPos	Remark
	MHz	dBuV/m	dBuV/m	dB	dBuV	dB/m	dB	dB	dB	cm	deg	
1	30.97	20.48	40.00	-19.52	28.68	23.41	0.84	32.62	0.17	--	--	Peak
2	147.37	33.34	43.50	-10.16	46.45	17.33	1.98	32.61	0.19	--	--	Peak
3	237.58	26.11	46.00	-19.89	39.11	16.91	2.53	32.59	0.15	--	--	Peak
4	445.16	24.72	46.00	-21.28	30.94	22.84	3.50	32.72	0.16	--	--	Peak
5	741.01	32.17	46.00	-13.83	32.06	27.93	4.49	32.56	0.25	100	306	QP
6	902.03	36.61	46.00	-9.39	34.17	28.95	4.95	31.69	0.23	--	--	Peak

Site : 03CH22-HY
Condition: QP 3m Bilog_63304_251126 VERTICAL

	Freq	Level	Limit Line	Margin	Read Level	Ant Factor	Cable Loss	Preamp Factor	Aux Factor	APos	TPos	Remark
	MHz	dBuV/m	dBuV/m	dB	dBuV	dB/m	dB	dB	dB	cm	deg	
1	33.88	26.04	40.00	-13.96	35.30	22.26	0.91	32.61	0.18	--	--	Peak
2	145.43	28.09	43.50	-15.41	41.10	17.44	1.96	32.61	0.20	--	--	Peak
3	265.71	23.06	46.00	-22.94	33.11	19.73	2.68	32.61	0.15	--	--	Peak
4	503.36	24.37	46.00	-21.63	29.11	24.07	3.69	32.75	0.25	--	--	Peak
5	741.98	32.04	46.00	-13.96	31.94	27.91	4.49	32.56	0.26	111	44	QP
6	898.15	36.13	46.00	-9.87	33.83	28.85	4.94	31.72	0.23	--	--	Peak

Mode	57	
	SHF	
	U-NII-2A_5.25-5.35_802.11be EHT20_CH64_Full RU_5320MHz	
ANT	8+9	
Pol.	Horizontal	Vertical
Peak	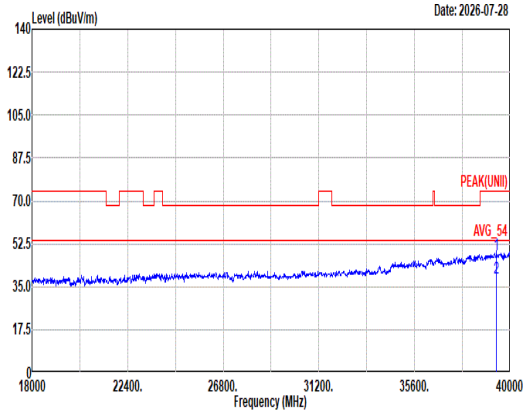 Site : 03CH22-HY Condition: PEAK(UNII) 1m SHF_00994_260123 HORIZONTAL Freq Level Limit Line Margin Read Level Ant Factor Cable Loss Preamp Factor Aux Factor APos TPos Remark MHz dBuV/m dBuV/m dB dBuV dB/m dB dB dB cm deg 1 39377.63 47.93 74.00 -26.07 40.55 44.47 34.45 62.00 -9.54 -- -- PEAK 2 39377.63 38.71 54.00 -15.29 31.33 44.47 34.45 62.00 -9.54 -- -- Average	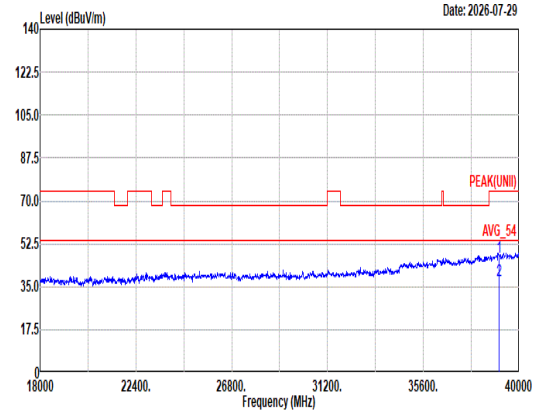 Site : 03CH22-HY Condition: PEAK(UNII) 1m SHF_00994_260123 VERTICAL Freq Level Limit Line Margin Read Level Ant Factor Cable Loss Preamp Factor Aux Factor APos TPos Remark MHz dBuV/m dBuV/m dB dBuV dB/m dB dB dB cm deg 1 39066.94 46.86 74.00 -27.14 40.02 44.14 34.24 62.00 -9.54 -- -- PEAK 2 39066.94 37.40 54.00 -16.60 30.56 44.14 34.24 62.00 -9.54 -- -- Average