Appendix C2. Radiated Spurious Emission Test Data

Test Engineer :	Ken Kuo、York Huang、Vic Li	**Temperature :**	21.3~25.1°C
		Relative Humidity :	56.4~65.3%

Note symbol

-L	**Low channel location**
-R	**High channel location**

C2.1.Radiated Spurious Emission Test Modes

Mode	Band	Band (GHz)	Antenna	Modulation	Channel	Frequency	Data Rate	RU	Remark
Mode 58	U-NII-3	5.725-5.85	8+9	802.11a	149	5745	6Mbps	-	-
Mode 59	U-NII-3	5.725-5.85	8+9	802.11a	157	5785	6Mbps	-	-
Mode 60	U-NII-3	5.725-5.85	8+9	802.11a	165	5825	6Mbps	-	-
Mode 61	U-NII-3	5.725-5.85	8+9	802.11be EHT20	149	5745	MCS0	-	-
Mode 62	U-NII-3	5.725-5.85	8+9	802.11be EHT20	157	5785	MCS0	-	-
Mode 63	U-NII-3	5.725-5.85	8+9	802.11be EHT20	165	5825	MCS0	-	-
Mode 64	U-NII-3	5.725-5.85	8+9	802.11be EHT40	151	5755	MCS0	-	-
Mode 65	U-NII-3	5.725-5.85	8+9	802.11be EHT40	159	5795	MCS0	-	-
Mode 66	U-NII-3	5.725-5.85	8+9	802.11be EHT80	155	5775	MCS0	-	-
Mode 67	U-NII-3	5.725-5.85	8+9	802.11be EHT20	149	5745	MCS0	Partial RU_26/0	-
Mode 68	U-NII-3	5.725-5.85	8+9	802.11be EHT20	149	5745	MCS0	Partial RU_52/37	-

Mode	Band	Band (GHz)	Antenna	Modulation	Channel	Frequency	Data Rate	RU	Remark
Mode 69	U-NII-3	5.725-5.85	8+9	802.11be EHT20	149	5745	MCS0	Partial RU_106/53	-
Mode 70	U-NII-3	5.725-5.85	8+9	802.11be EHT20	165	5825	MCS0	Partial RU_26/8	-
Mode 71	U-NII-3	5.725-5.85	8+9	802.11be EHT20	165	5825	MCS0	Partial RU_52/40	-
Mode 72	U-NII-3	5.725-5.85	8+9	802.11be EHT20	165	5825	MCS0	Partial RU_106/54	-
Mode 73	U-NII-3	5.725-5.85	8+9	802.11be EHT80	155	5775	MCS0	-	LF
Mode 74	U-NII-3	5.725-5.85	8+9	802.11be EHT80	155	5775	MCS0	-	SHF

C2.2.Summary of each worse mode

Mode	Modulation	Ch.	Freq. (MHz)	Level (dBuV/m)	Limit (dBuV/m)	Margin (dB)	Pol.	Peak Avg.	Result	RU	Remark
58	802.11a	149	5633.21	52.75	68.20	-15.45	H	Peak	Pass	-	Band Edge
	802.11a	149	11490.00	40.70	54.00	-13.30	H	Avg.	Pass	-	Harmonic
59	802.11a	157	-	-	-	-	-	-	-	-	Band Edge
	802.11a	157	11570.00	40.76	54.00	-13.24	V	Avg.	Pass	-	Harmonic
60	802.11a	165	5929.38	53.17	68.20	-15.03	H	Peak	Pass	-	Band Edge
	802.11a	165	11650.00	40.67	54.00	-13.33	V	Avg.	Pass	-	Harmonic
61	802.11be EHT20	149	5630.16	51.88	68.20	-16.32	H	Peak	Pass	-	Band Edge
	802.11be EHT20	149	11490.00	40.66	54.00	-13.34	V	Avg.	Pass	-	Harmonic
62	802.11be EHT20	157	-	-	-	-	-	-	-	-	Band Edge
	802.11be EHT20	157	11570.00	40.83	54.00	-13.17	H	Avg.	Pass	-	Harmonic
63	802.11be EHT20	165	5948.50	53.50	68.20	-14.70	H	Peak	Pass	-	Band Edge

Mode	Modulation	Ch.	Freq. (MHz)	Level (dBuV/m)	Limit (dBuV/m)	Margin (dB)	Pol.	Peak Avg.	Result	RU	Remark
63	802.11be EHT20	165	11650.00	40.59	54.00	-13.41	V	Avg.	Pass	-	Harmonic
64	802.11be EHT40	151	5644.64	55.13	68.20	-13.07	H	Peak	Pass	-	Band Edge
	802.11be EHT40	151	17265.00	55.22	68.20	-12.98	V	Peak	Pass	-	Harmonic
65	802.11be EHT40	159	5939.00	53.96	68.20	-14.24	H	Peak	Pass	-	Band Edge
	802.11be EHT40	159	11590.00	40.70	54.00	-13.30	V	Avg.	Pass	-	Harmonic
66	802.11be EHT80	155	5652.15	58.56	69.80	-11.24	H	Peak	Pass	-	Band Edge
	802.11be EHT80	155	11550.00	42.01	54.00	-11.99	V	Avg.	Pass	-	Harmonic
67	802.11be EHT20	149	5623.35	53.70	68.20	-14.50	H	Peak	Pass	Partial RU_26/0	Band Edge
	802.11be EHT20	149	-	-	-	-	-	-	-	Partial RU_26/0	Harmonic
68	802.11be EHT20	149	5622.19	54.21	68.20	-13.99	H	Peak	Pass	Partial RU_52/37	Band Edge
	802.11be EHT20	149	-	-	-	-	-	-	-	Partial RU_52/37	Harmonic

Mode	Modulation	Ch.	Freq. (MHz)	Level (dBuV/m)	Limit (dBuV/m)	Margin (dB)	Pol.	Peak Avg.	Result	RU	Remark
69	802.11be EHT20	149	5638.72	53.04	68.20	-15.16	H	Peak	Pass	Partial RU_106/53	Band Edge
	802.11be EHT20	149	-	-	-	-	-	-	-	Partial RU_106/53	Harmonic
70	802.11be EHT20	165	5931.13	53.58	68.20	-14.62	H	Peak	Pass	Partial RU_26/8	Band Edge
	802.11be EHT20	165	-	-	-	-	-	-	-	Partial RU_26/8	Harmonic
71	802.11be EHT20	165	5925.13	54.88	68.20	-13.32	H	Peak	Pass	Partial RU_52/40	Band Edge
	802.11be EHT20	165	-	-	-	-	-	-	-	Partial RU_52/40	Harmonic
72	802.11be EHT20	165	5932.25	53.71	68.20	-14.49	H	Peak	Pass	Partial RU_106/54	Band Edge
	802.11be EHT20	165	-	-	-	-	-	-	-	Partial RU_106/54	Harmonic
73	LF	155	741.01	39.25	46.00	-6.75	H	Peak	Pass	-	LF
74	SHF	155	39328.28	38.23	54.00	-15.77	V	Avg.	Pass	-	SHF

Mode	58	
	Band Edge	
	U-NII-3_5.725-5.85_802.11a_CH149_5745MHz	
ANT	8+9	
Pol.	Horizontal	Fundamental
Peak	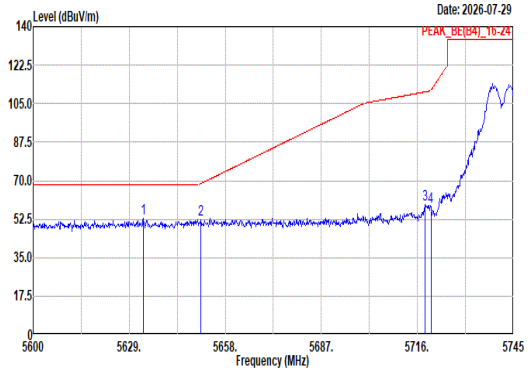 Site : 03CH22-HY Condition: PEAK_BE(B4)_16-24 3m DRH18-E_LE2C04A18EN_260520 HORIZONTAL : RBW:1000.000kHz VBW:3000.000kHz SWT:Auto Freq Level Limit Line Margin Read Level Ant Factor Cable Loss Preamp Factor Aux Factor APos TPos Remark MHz dBuV/m dBuV/m dB dBuV dB/m dB dB dB cm deg 1 5633.21 52.75 68.20 -15.45 40.55 33.40 12.43 34.54 0.91 311 347 Peak 2 5650.61 52.19 68.65 -16.46 39.97 33.40 12.44 34.56 0.94 311 347 Peak 3 5718.32 59.00 110.33 -51.33 46.25 33.84 12.47 34.62 1.06 311 347 Peak 4 5720.06 57.90 110.94 -53.04 45.15 33.84 12.47 34.62 1.06 311 347 Peak	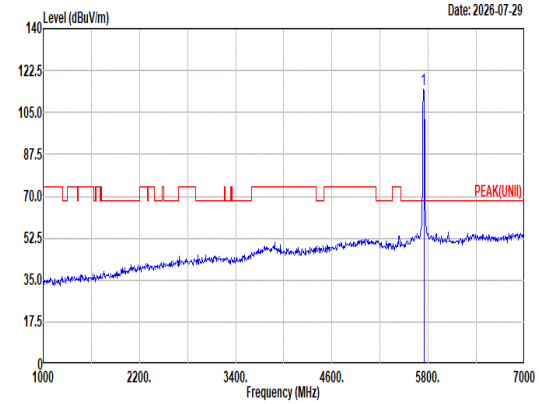 Site : 03CH22-HY Condition: PEAK(UNII) 3m DRH18-E_LE2C04A18EN_260520 HORIZONTAL : RBW:1000.000kHz VBW:3000.000kHz SWT:Auto Freq Level Limit Line Margin Read Level Ant Factor Cable Loss Preamp Factor Aux Factor APos TPos Remark MHz dBuV/m dBuV/m dB dBuV dB/m dB dB dB cm deg 1 5745.00 114.59 ------ ------ 101.77 33.88 12.48 34.64 1.10 311 347 Peak
Avg	Blank	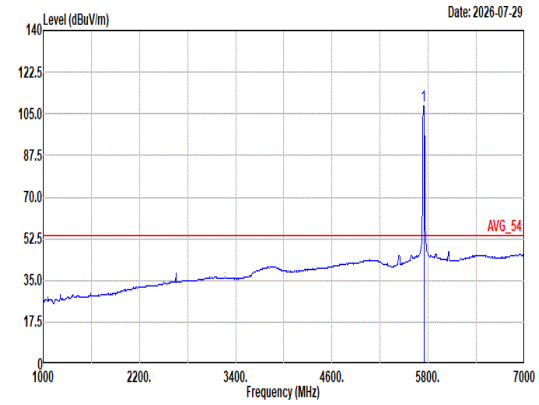 Site : 03CH22-HY Condition: AVG_54 3m DRH18-E_LE2C04A18EN_260520 HORIZONTAL : RBW:1000.000kHz VBW:0.010kHz SWT:Auto Freq Level Limit Line Margin Read Level Ant Factor Cable Loss Preamp Factor Aux Factor APos TPos Remark MHz dBuV/m dBuV/m dB dBuV dB/m dB dB dB cm deg 1 5745.00 108.46 ------ ------ 95.61 33.89 12.49 34.64 1.11 311 347 Average

Mode	58	
	Band Edge	
	U-NII-3_5.725-5.85_802.11a_CH149_5745MHz	
ANT	8+9	
Pol.	Vertical	Fundamental
Peak	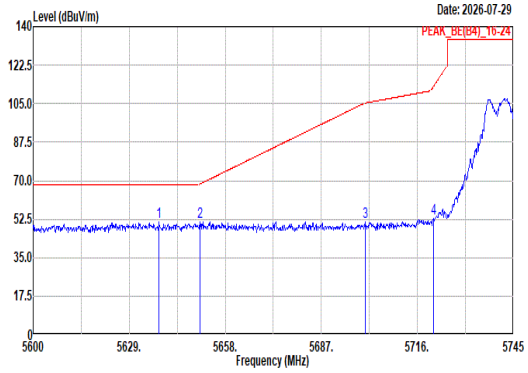 Site : 03CH22-HY Condition: PEAK_BE(B4)_16-24 3m DRH18-E_LE2C04A18EN_260520 VERTICAL : RBW:1000.000kHz VBW:3000.000kHz SWT:Auto Freq Level Limit Line Margin Read Level Ant Factor Cable Loss Preamp Factor Aux Factor APos TPos Remark MHz dBuV/m dBuV/m dB dBuV dB/m dB dB dB cm deg 1 5637.99 51.31 68.20 -16.89 39.09 33.40 12.44 34.54 0.92 400 259 Peak 2 5650.46 51.00 68.54 -17.54 38.78 33.40 12.44 34.56 0.94 400 259 Peak 3 5700.20 51.19 105.25 -54.06 38.49 33.80 12.47 34.60 1.03 400 259 Peak 4 5720.79 52.96 112.59 -59.63 40.21 33.84 12.47 34.62 1.06 400 259 Peak	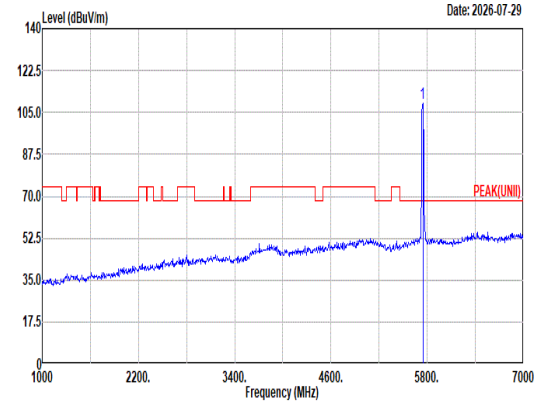 Site : 03CH22-HY Condition: PEAK(UNII) 3m DRH18-E_LE2C04A18EN_260520 VERTICAL : RBW:1000.000kHz VBW:3000.000kHz SWT:Auto Freq Level Limit Line Margin Read Level Ant Factor Cable Loss Preamp Factor Aux Factor APos TPos Remark MHz dBuV/m dBuV/m dB dBuV dB/m dB dB dB cm deg 1 5745.00 108.83 ------ ------ 95.98 33.89 12.49 34.64 1.11 400 259 Peak
Avg	Blank	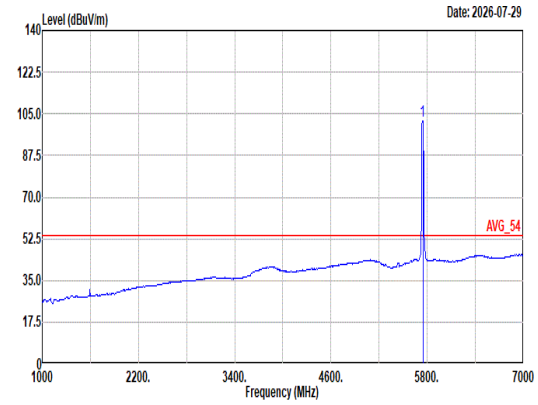 Site : 03CH22-HY Condition: AVG_54 3m DRH18-E_LE2C04A18EN_260520 VERTICAL : RBW:1000.000kHz VBW:0.010kHz SWT:Auto Freq Level Limit Line Margin Read Level Ant Factor Cable Loss Preamp Factor Aux Factor APos TPos Remark MHz dBuV/m dBuV/m dB dBuV dB/m dB dB dB cm deg 1 5745.00 102.17 ------ ------ 89.35 33.88 12.48 34.64 1.10 400 259 Average

Mode	58	
	Harmonic	
	U-NII-3_5.725-5.85_802.11a_CH149_5745MHz	
ANT	8+9	
Pol.	Horizontal	Vertical
Peak Avg	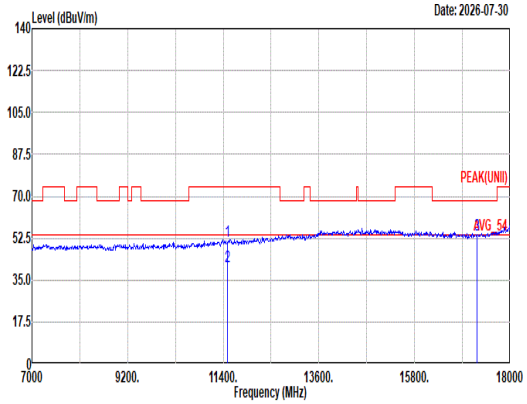 Site : 03CH22-HY Condition: PEAK(UNII) 3m DRH18-E_LE2C04A18EN_260520 HORIZONTAL Freq Level Limit Line Margin Read Level Ant Factor Cable Loss Preamp Factor Aux Factor APos TPos Remark MHz dBuV/m dBuV/m dB dBuV dB/m dB dB dB cm deg 1 11490.00 51.26 74.00 -22.74 33.41 38.90 17.80 40.22 1.37 -- -- Peak 2 11490.00 40.70 54.00 -13.30 22.85 38.90 17.80 40.22 1.37 -- -- Average 3 17235.00 53.89 68.20 -14.31 36.08 40.40 21.97 46.49 1.93 -- -- Peak	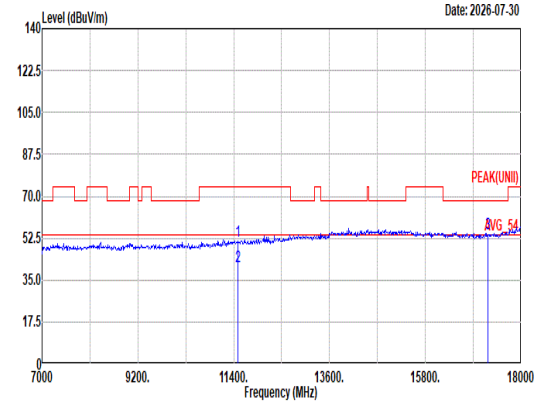 Site : 03CH22-HY Condition: PEAK(UNII) 3m DRH18-E_LE2C04A18EN_260520 VERTICAL Freq Level Limit Line Margin Read Level Ant Factor Cable Loss Preamp Factor Aux Factor APos TPos Remark MHz dBuV/m dBuV/m dB dBuV dB/m dB dB dB cm deg 1 11490.00 51.26 74.00 -22.74 33.41 38.90 17.80 40.22 1.37 -- -- Peak 2 11490.00 40.69 54.00 -13.31 22.84 38.90 17.80 40.22 1.37 -- -- Average 3 17235.00 54.39 68.20 -13.81 36.58 40.40 21.97 46.49 1.93 -- -- Peak

Mode	58	
	Harmonic	
	U-NII-3_5.725-5.85_802.11a_CH149_5745MHz	
ANT	8+9	
Pol.	Horizontal	Vertical
10.6G ~18G Avg	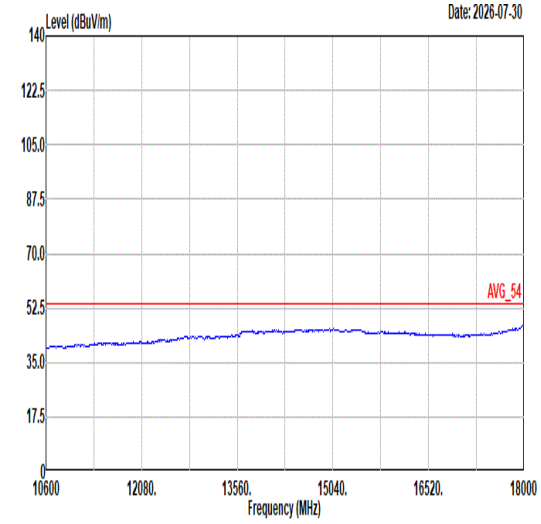 Site : 03CH22-HY Condition: AVG_54 3m DRH18-E_LE2C04A18EN_260520 HORIZONTAL	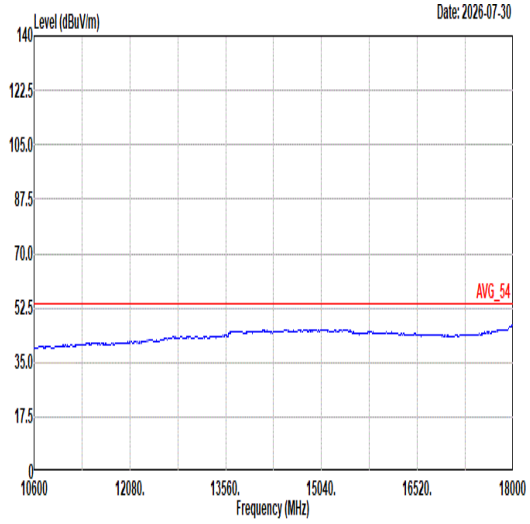 Site : 03CH22-HY Condition: AVG_54 3m DRH18-E_LE2C04A18EN_260520 VERTICAL

Mode	59	
	Harmonic	
	U-NII-3_5.725-5.85_802.11a_CH157_5785MHz	
ANT	8+9	
Pol.	Horizontal	Vertical
Peak Avg	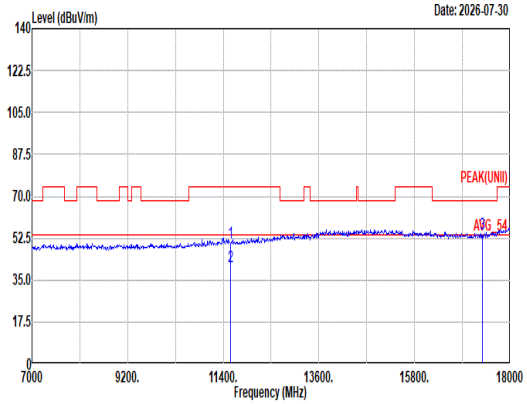 Site : 03CH22-HY Condition: PEAK(UNII) 3m DRH18-E_LE2C04A18EN_260520 HORIZONTAL 1 11570.00 50.97 74.00 -23.03 32.97 39.06 17.86 40.30 1.38 -- -- Peak 2 11570.00 40.73 54.00 -13.27 22.73 39.06 17.86 40.30 1.38 -- -- Average 3 17355.00 54.22 68.20 -13.98 36.41 40.41 22.08 46.60 1.92 -- -- Peak	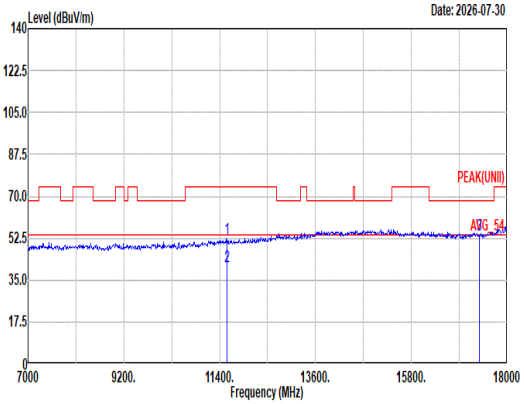 Site : 03CH22-HY Condition: PEAK(UNII) 3m DRH18-E_LE2C04A18EN_260520 VERTICAL 1 11570.00 52.06 74.00 -21.94 34.06 39.06 17.86 40.30 1.38 -- -- Peak 2 11570.00 40.76 54.00 -13.24 22.76 39.06 17.86 40.30 1.38 -- -- Average 3 17355.00 53.64 68.20 -14.56 35.83 40.41 22.08 46.60 1.92 -- -- Peak

Mode	59	
	Harmonic	
	U-NII-3_5.725-5.85_802.11a_CH157_5785MHz	
ANT	8+9	
Pol.	Horizontal	Vertical
10.6G ~18G Avg	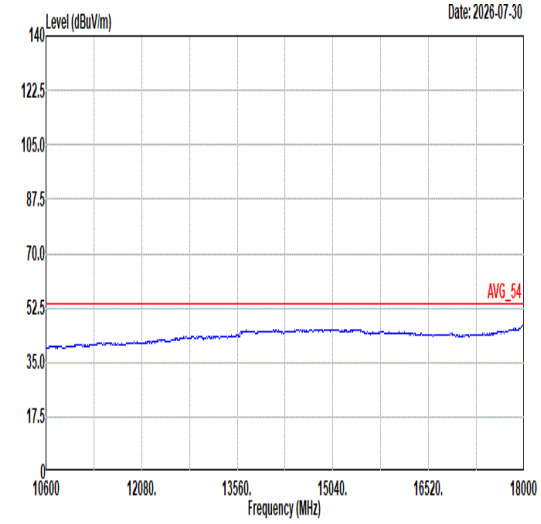 Site : 03CH22-HY Condition: AVG_54 3m DRH18-E_LE2C04A18EN_260520 HORIZONTAL	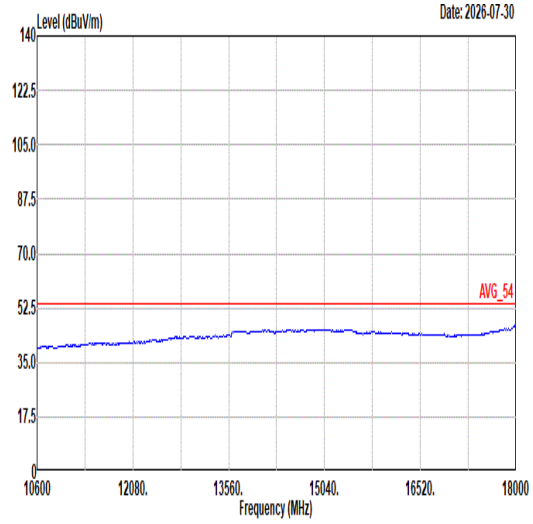 Site : 03CH22-HY Condition: AVG_54 3m DRH18-E_LE2C04A18EN_260520 VERTICAL

Mode	60
	Band Edge
	U-NII-3_5.725-5.85_802.11a_CH165_5825MHz
ANT	8+9

Pol.	Horizontal	Fundamental
Peak	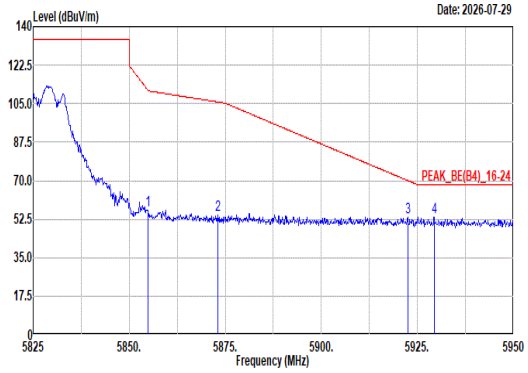 Site : 03CH22-HY Condition: PEAK_BE(B4)_16-24 3m DRH18-E_LE2C04A18EN_260520 HORIZONTAL : RBW:1000.000kHz VBW:3000.000kHz SWT:Auto Freq Level Limit Line Margin Read Level Ant Factor Cable Loss Preamp Factor Aux Factor APos TPos Remark MHz dBuV/m dBuV/m dB dBuV dB/m dB dB dB cm deg 1 5854.88 56.63 111.08 -54.45 43.63 34.00 12.61 34.74 1.13 304 347 Peak 2 5873.00 54.17 105.76 -51.59 41.18 34.00 12.64 34.76 1.11 304 347 Peak 3 5922.50 53.45 70.04 -16.59 40.45 34.04 12.72 34.80 1.04 304 347 Peak 4 5929.38 53.17 68.20 -15.03 40.15 34.06 12.74 34.81 1.03 304 347 Peak	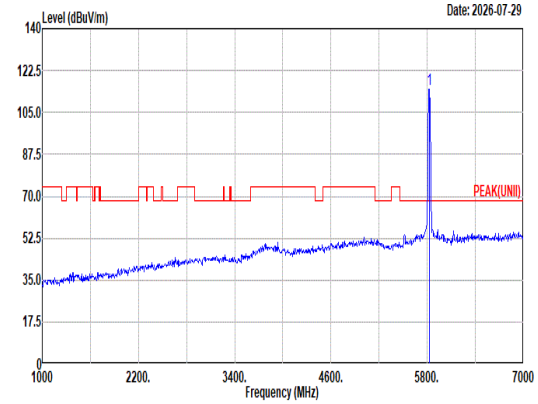 Site : 03CH22-HY Condition: PEAK(UNII) 3m DRH18-E_LE2C04A18EN_260520 HORIZONTAL : RBW:1000.000kHz VBW:3000.000kHz SWT:Auto Freq Level Limit Line Margin Read Level Ant Factor Cable Loss Preamp Factor Aux Factor APos TPos Remark MHz dBuV/m dBuV/m dB dBuV dB/m dB dB dB cm deg 1 5825.00 114.89 ------ ------ 101.88 34.00 12.54 34.71 1.18 304 347 Peak
Avg	Blank	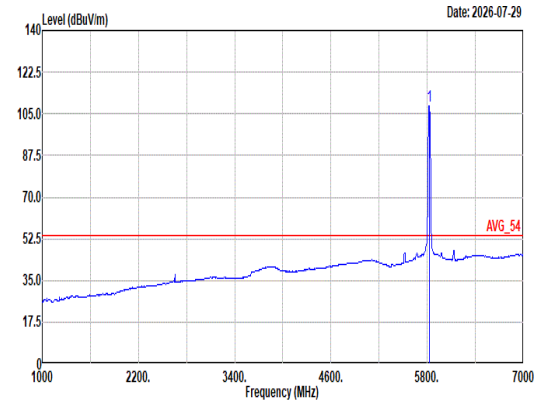 Site : 03CH22-HY Condition: AVG_54 3m DRH18-E_LE2C04A18EN_260520 HORIZONTAL : RBW:1000.000kHz VBW:0.010kHz SWT:Auto Freq Level Limit Line Margin Read Level Ant Factor Cable Loss Preamp Factor Aux Factor APos TPos Remark MHz dBuV/m dBuV/m dB dBuV dB/m dB dB dB cm deg 1 5825.00 108.53 ------ ------ 95.52 34.00 12.54 34.71 1.18 304 347 Average

Mode	60	
	Band Edge	
	U-NII-3_5.725-5.85_802.11a_CH165_5825MHz	
ANT	8+9	
Pol.	Vertical	Fundamental
Peak	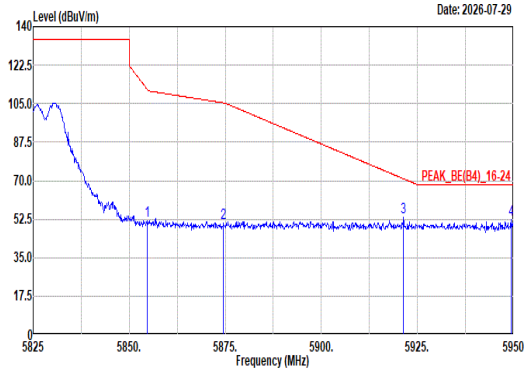 Site : 03CH22-HY Condition: PEAK_BE(B4)_16-24 3m DRH18-E_LE2C04A18EN_260520 VERTICAL : RBW:1000.000kHz VBW:3000.000kHz SWT:Auto Freq Level Limit Line Margin Read Level Ant Factor Cable Loss Preamp Factor Aux Factor APos TPos Remark MHz dBuV/m dBuV/m dB dBuV dB/m dB dB dB cm deg 1 5854.75 51.61 111.37 -59.76 38.61 34.00 12.61 34.74 1.13 200 299 Peak 2 5874.50 50.71 105.34 -54.63 37.73 34.00 12.64 34.76 1.10 200 299 Peak 3 5921.38 53.16 70.87 -17.71 40.16 34.04 12.72 34.80 1.04 200 299 Peak 4 5949.38 52.24 68.20 -15.96 39.18 34.10 12.77 34.82 1.01 200 299 Peak	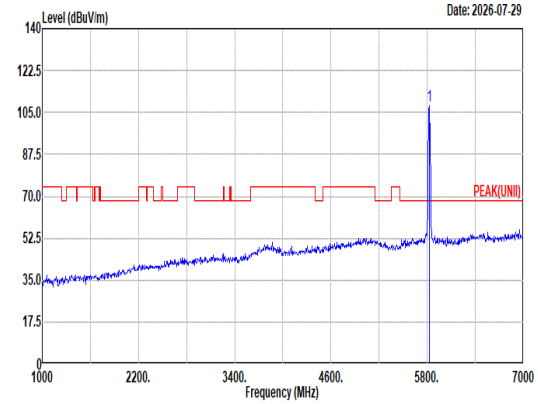 Site : 03CH22-HY Condition: PEAK(UNII) 3m DRH18-E_LE2C04A18EN_260520 VERTICAL : RBW:1000.000kHz VBW:3000.000kHz SWT:Auto Freq Level Limit Line Margin Read Level Ant Factor Cable Loss Preamp Factor Aux Factor APos TPos Remark MHz dBuV/m dBuV/m dB dBuV dB/m dB dB dB cm deg 1 5825.00 107.62 ------ ------ 94.61 34.00 12.55 34.71 1.17 200 299 Peak
Avg	Blank	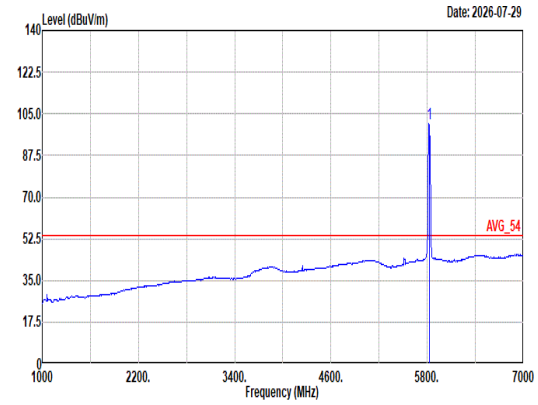 Site : 03CH22-HY Condition: AVG_54 3m DRH18-E_LE2C04A18EN_260520 VERTICAL : RBW:1000.000kHz VBW:0.010kHz SWT:Auto Freq Level Limit Line Margin Read Level Ant Factor Cable Loss Preamp Factor Aux Factor APos TPos Remark MHz dBuV/m dBuV/m dB dBuV dB/m dB dB dB cm deg 1 5825.00 100.74 ------ ------ 87.73 34.00 12.54 34.71 1.18 200 299 Average

Mode	60	
	Harmonic	
	U-NII-3_5.725-5.85_802.11a_CH165_5825MHz	
ANT	8+9	
Pol.	Horizontal	Vertical
Peak Avg	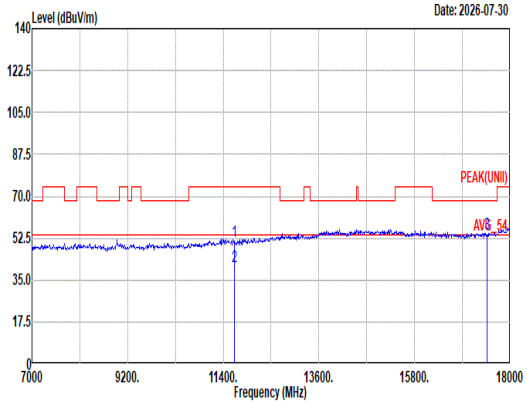 Site : 03CH22-HY Condition: PEAK(UNII) 3m DRH18-E_LE2C04A18EN_260520 HORIZONTAL Freq Level Limit Line Margin Read Level Ant Factor Cable Loss Preamp Factor Aux Factor APos TPos Remark MHz dBuV/m dBuV/m dB dBuV dB/m dB dB dB cm deg 1 11650.00 51.42 74.00 -22.58 33.58 38.90 17.93 40.37 1.38 -- -- Peak 2 11650.00 40.67 54.00 -13.33 22.83 38.90 17.93 40.37 1.38 -- -- Average 3 17475.00 54.67 68.20 -13.53 36.69 40.60 22.19 46.72 1.91 -- -- Peak	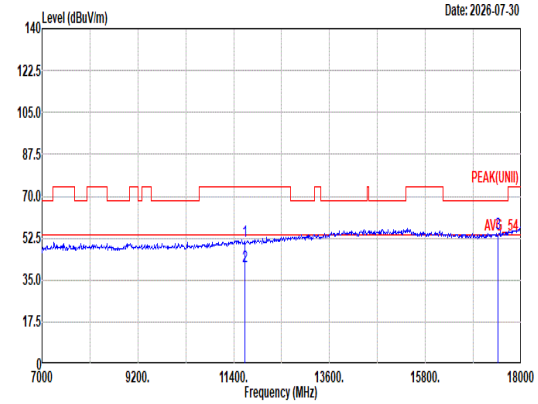 Site : 03CH22-HY Condition: PEAK(UNII) 3m DRH18-E_LE2C04A18EN_260520 VERTICAL Freq Level Limit Line Margin Read Level Ant Factor Cable Loss Preamp Factor Aux Factor APos TPos Remark MHz dBuV/m dBuV/m dB dBuV dB/m dB dB dB cm deg 1 11650.00 50.99 74.00 -23.01 33.15 38.90 17.93 40.37 1.38 -- -- Peak 2 11650.00 40.67 54.00 -13.33 22.83 38.90 17.93 40.37 1.38 -- -- Average 3 17475.00 54.56 68.20 -13.64 36.58 40.60 22.19 46.72 1.91 -- -- Peak

Mode	60	
	Harmonic	
	U-NII-3_5.725-5.85_802.11a_CH165_5825MHz	
ANT	8+9	
Pol.	Horizontal	Vertical
10.6G ~18G Avg	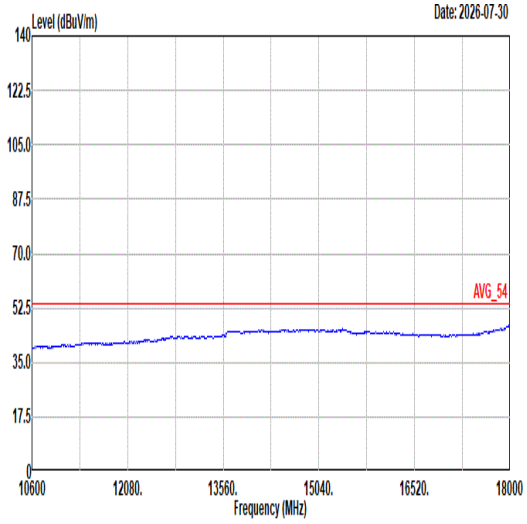 Site : 03CH22-HY Condition: AVG_54 3m DRH18-E_LE2C04A18EN_260520 HORIZONTAL	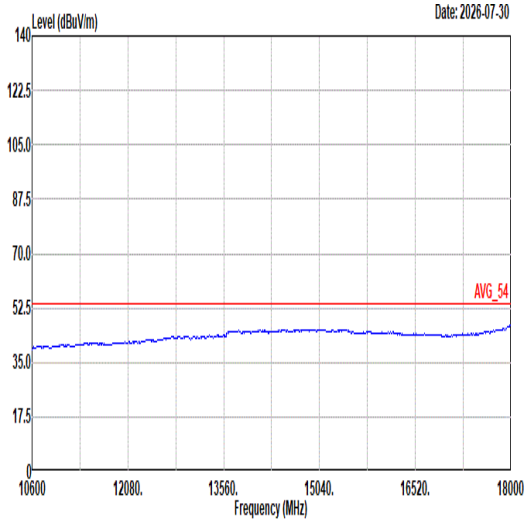 Site : 03CH22-HY Condition: AVG_54 3m DRH18-E_LE2C04A18EN_260520 VERTICAL

Mode	61	
	Band Edge	
	U-NII-3_5.725-5.85_802.11be EHT20_CH149_5745MHz	
ANT	8+9	
Pol.	Horizontal	Fundamental
Peak	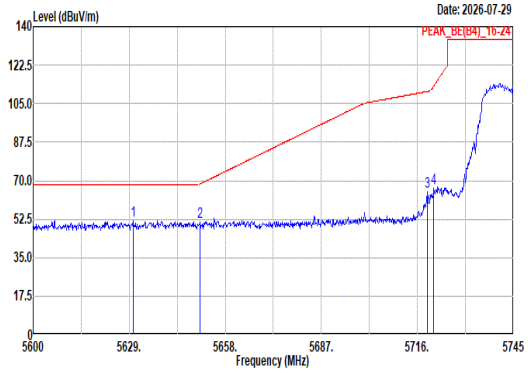 Site : 03CH22-HY Condition: PEAK_BE(B4)_16-24 3m DRH18-E_LE2C04A18EN_260520 HORIZONTAL : RBW:1000.000kHz VBW:3000.000kHz SWT:Auto Freq Level Limit Line Margin Read Level Ant Factor Cable Loss Preamp Factor Aux Factor APos TPos Remark MHz dBuV/m dBuV/m dB dBuV dB/m dB dB dB cm deg 1 5630.16 51.88 68.20 -16.32 39.69 33.40 12.43 34.54 0.90 311 348 Peak 2 5650.46 51.42 68.54 -17.12 39.20 33.40 12.44 34.56 0.94 311 348 Peak 3 5718.90 64.82 110.49 -45.67 52.07 33.84 12.47 34.62 1.06 311 348 Peak 4 5720.93 66.52 112.92 -46.40 53.77 33.84 12.47 34.62 1.06 311 348 Peak	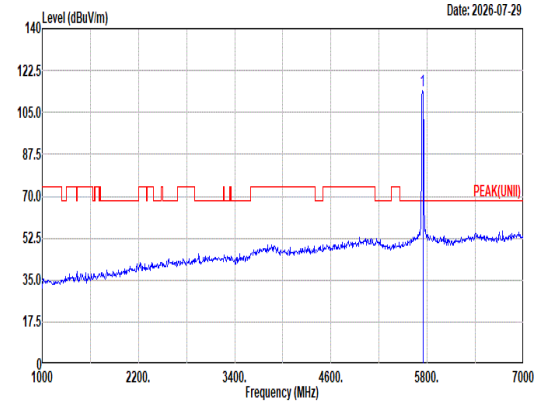 Site : 03CH22-HY Condition: PEAK(UNII) 3m DRH18-E_LE2C04A18EN_260520 HORIZONTAL : RBW:1000.000kHz VBW:3000.000kHz SWT:Auto Freq Level Limit Line Margin Read Level Ant Factor Cable Loss Preamp Factor Aux Factor APos TPos Remark MHz dBuV/m dBuV/m dB dBuV dB/m dB dB dB cm deg 1 5745.00 114.04 ------ ------ 101.22 33.88 12.48 34.64 1.10 311 348 Peak
Avg	Blank	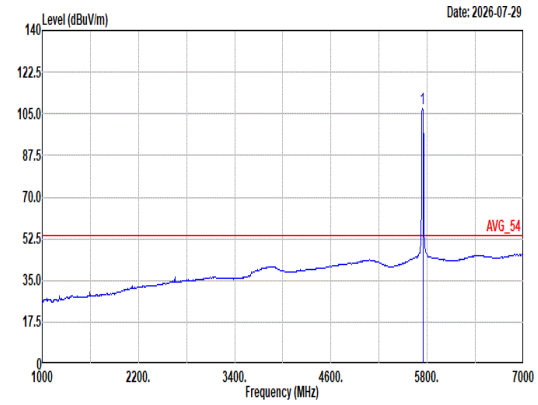 Site : 03CH22-HY Condition: AVG_54 3m DRH18-E_LE2C04A18EN_260520 HORIZONTAL : RBW:1000.000kHz VBW:0.010kHz SWT:Auto Freq Level Limit Line Margin Read Level Ant Factor Cable Loss Preamp Factor Aux Factor APos TPos Remark MHz dBuV/m dBuV/m dB dBuV dB/m dB dB dB cm deg 1 5745.00 107.50 ------ ------ 94.68 33.88 12.48 34.64 1.10 311 348 Average

Mode	61
	Band Edge
	U-NII-3_5.725-5.85_802.11be EHT20_CH149_5745MHz
ANT	8+9

Pol.	Vertical	Fundamental
Peak	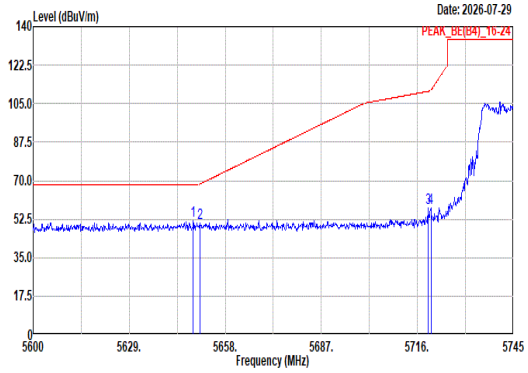 Site : 03CH22-HY Condition: PEAK_BE(B4)_16-24 3m DRH18-E_LE2C04A18EN_260520 VERTICAL : RBW:1000.000kHz VBW:3000.000kHz SWT:Auto Freq Level Limit Line Margin Read Level Ant Factor Cable Loss Preamp Factor Aux Factor APos TPos Remark MHz dBuV/m dBuV/m dB dBuV dB/m dB dB dB cm deg 1 5648.29 51.57 68.20 -16.63 39.35 33.40 12.44 34.55 0.93 260 240 Peak 2 5650.32 50.53 68.43 -17.90 38.31 33.40 12.44 34.56 0.94 260 240 Peak 3 5719.19 57.47 110.57 -53.10 44.72 33.84 12.47 34.62 1.06 260 240 Peak 4 5720.06 57.69 110.94 -53.25 44.94 33.84 12.47 34.62 1.06 260 240 Peak	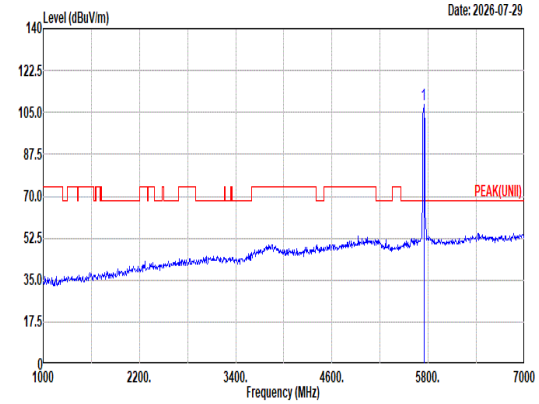 Site : 03CH22-HY Condition: PEAK(UNII) 3m DRH18-E_LE2C04A18EN_260520 VERTICAL : RBW:1000.000kHz VBW:3000.000kHz SWT:Auto Freq Level Limit Line Margin Read Level Ant Factor Cable Loss Preamp Factor Aux Factor APos TPos Remark MHz dBuV/m dBuV/m dB dBuV dB/m dB dB dB cm deg 1 5745.00 108.32 ------ ------ 95.46 33.90 12.49 34.65 1.12 260 240 Peak
Avg	Blank	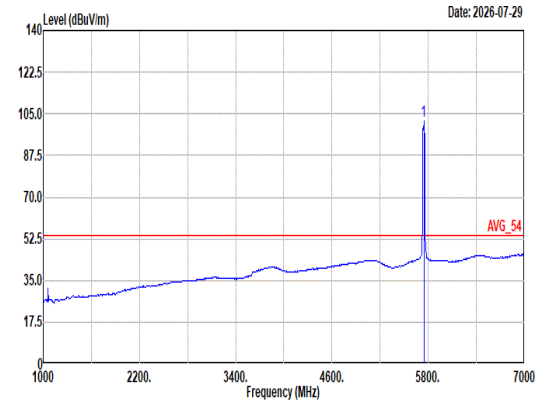 Site : 03CH22-HY Condition: AVG_54 3m DRH18-E_LE2C04A18EN_260520 VERTICAL : RBW:1000.000kHz VBW:0.010kHz SWT:Auto Freq Level Limit Line Margin Read Level Ant Factor Cable Loss Preamp Factor Aux Factor APos TPos Remark MHz dBuV/m dBuV/m dB dBuV dB/m dB dB dB cm deg 1 5745.00 101.97 ------ ------ 89.11 33.90 12.49 34.65 1.12 260 240 Average

Mode	61	
	Harmonic	
	U-NII-3_5.725-5.85_802.11be EHT20_CH149_5745MHz	
ANT	8+9	
Pol.	Horizontal	Vertical
Peak Avg	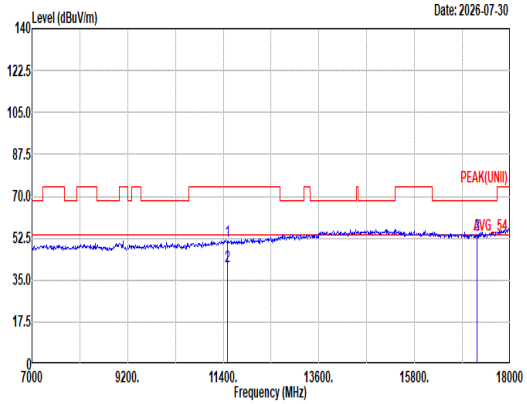 Site : 03CH22-HY Condition: PEAK(UNII) 3m DRH18-E_LE2C04A18EN_260520 HORIZONTAL Freq Level Limit Line Margin Read Level Ant Factor Cable Loss Preamp Factor Aux Factor APos TPos Remark MHz dBuV/m dBuV/m dB dBuV dB/m dB dB dB cm deg 1 11490.00 51.40 74.00 -22.60 33.55 38.90 17.80 40.22 1.37 -- -- Peak 2 11490.00 40.59 54.00 -13.41 22.74 38.90 17.80 40.22 1.37 -- -- Average 3 17235.00 54.13 68.20 -14.07 36.32 40.40 21.97 46.49 1.93 -- -- Peak	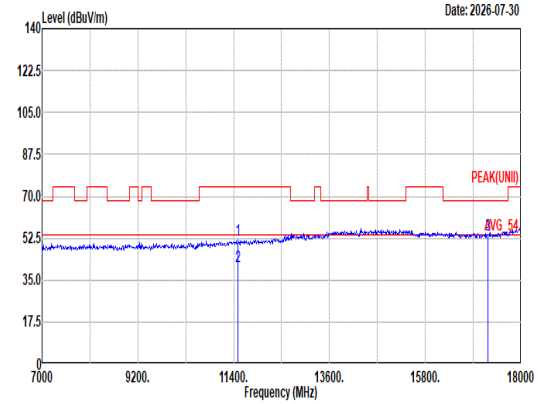 Site : 03CH22-HY Condition: PEAK(UNII) 3m DRH18-E_LE2C04A18EN_260520 VERTICAL Freq Level Limit Line Margin Read Level Ant Factor Cable Loss Preamp Factor Aux Factor APos TPos Remark MHz dBuV/m dBuV/m dB dBuV dB/m dB dB dB cm deg 1 11490.00 51.53 74.00 -22.47 33.68 38.90 17.80 40.22 1.37 -- -- Peak 2 11490.00 40.66 54.00 -13.34 22.81 38.90 17.80 40.22 1.37 -- -- Average 3 17235.00 53.99 68.20 -14.21 36.18 40.40 21.97 46.49 1.93 -- -- Peak

Mode	61	
	Harmonic	
	U-NII-3_5.725-5.85_802.11be EHT20_CH149_5745MHz	
ANT	8+9	
Pol.	Horizontal	Vertical
10.6G ~18G Avg	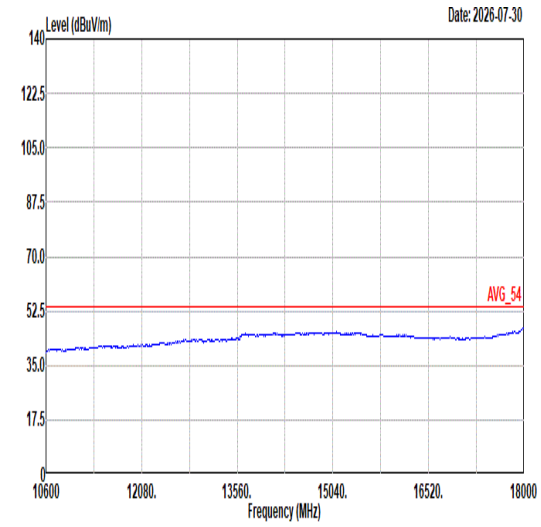 Site : 03CH22-HY Condition: AVG_54 3m DRH18-E_LE2C04A18EN_260520 HORIZONTAL	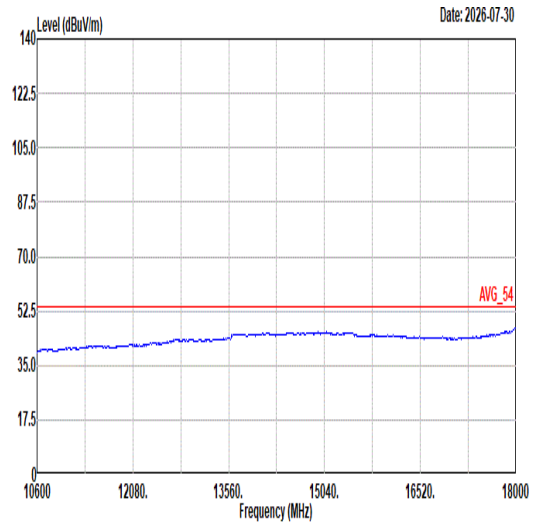 Site : 03CH22-HY Condition: AVG_54 3m DRH18-E_LE2C04A18EN_260520 VERTICAL

Mode	62	
	Harmonic	
	U-NII-3_5.725-5.85_802.11be EHT20_CH157_5785MHz	
ANT	8+9	
Pol.	Horizontal	Vertical
Peak Avg	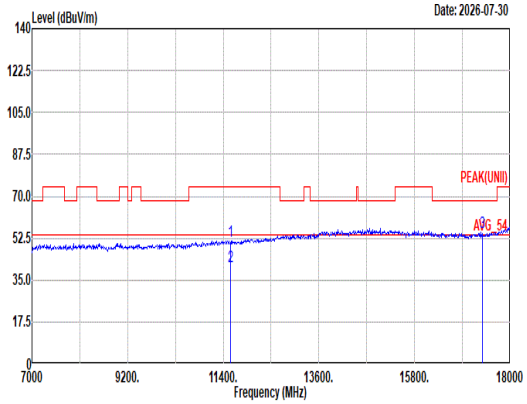 Site : 03CH22-HY Condition: PEAK(UNII) 3m DRH18-E_LE2C04A18EN_260520 HORIZONTAL Freq Level Limit Line Margin Read Level Ant Factor Cable Loss Preamp Factor Aux Factor APos TPos Remark MHz dBuV/m dBuV/m dB dBuV dB/m dB dB dB cm deg 1 11570.00 51.32 74.00 -22.68 33.32 39.06 17.86 40.30 1.38 -- -- Peak 2 11570.00 40.83 54.00 -13.17 22.83 39.06 17.86 40.30 1.38 -- -- Average 3 17355.00 54.73 68.20 -13.47 36.92 40.41 22.08 46.60 1.92 -- -- Peak	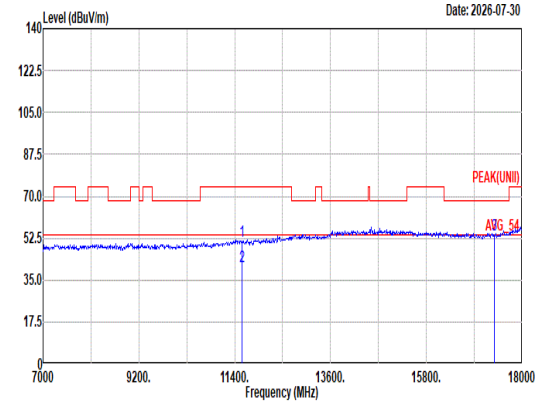 Site : 03CH22-HY Condition: PEAK(UNII) 3m DRH18-E_LE2C04A18EN_260520 VERTICAL Freq Level Limit Line Margin Read Level Ant Factor Cable Loss Preamp Factor Aux Factor APos TPos Remark MHz dBuV/m dBuV/m dB dBuV dB/m dB dB dB cm deg 1 11570.00 51.04 74.00 -22.96 33.04 39.06 17.86 40.30 1.38 -- -- Peak 2 11570.00 40.72 54.00 -13.28 22.72 39.06 17.86 40.30 1.38 -- -- Average 3 17355.00 54.05 68.20 -14.15 36.24 40.41 22.08 46.60 1.92 -- -- Peak

Mode	62	
	Harmonic	
	U-NII-3_5.725-5.85_802.11be EHT20_CH157_5785MHz	
ANT	8+9	
Pol.	Horizontal	Vertical
10.6G ~18G Avg	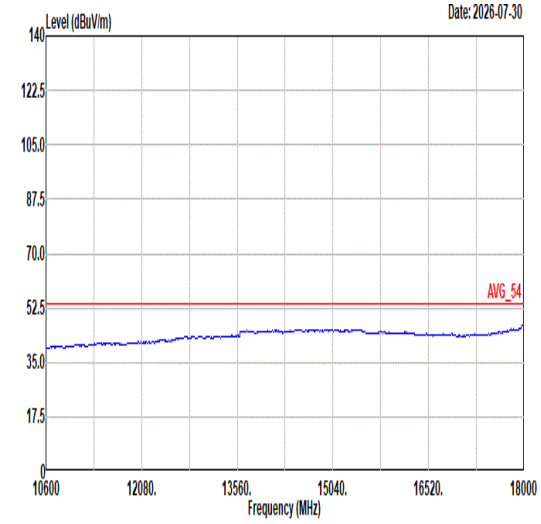 Site : 03CH22-HY Condition: AVG_54 3m DRH18-E_LE2C04A18EN_260520 HORIZONTAL	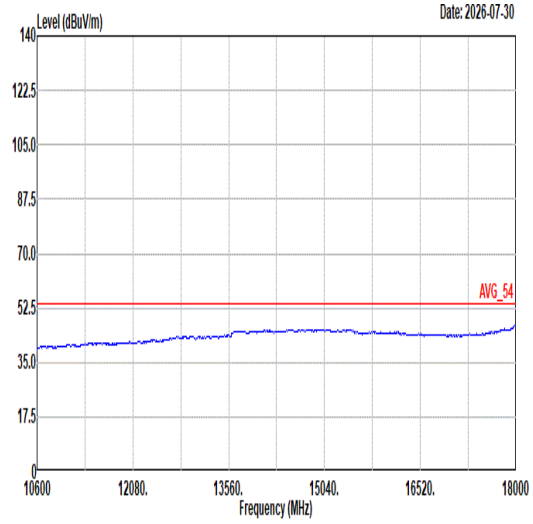 Site : 03CH22-HY Condition: AVG_54 3m DRH18-E_LE2C04A18EN_260520 VERTICAL

Mode	63
	Band Edge
	U-NII-3_5.725-5.85_802.11be EHT20_CH165_5825MHz
ANT	8+9

Pol.	Horizontal	Fundamental
Peak	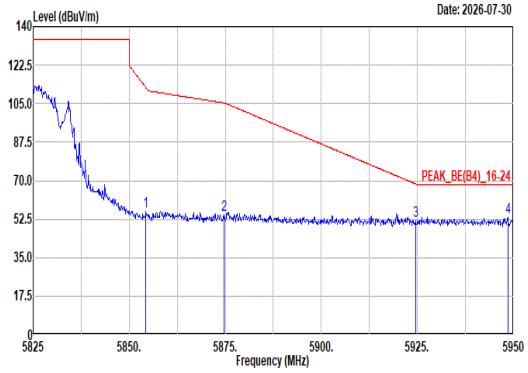 Site : 03CH22-HY Condition: PEAK_BE(B4)_16-24 3m DRH18-E_LE2C04A18EN_260520 HORIZONTAL : RBW:1000.000kHz VBW:3000.000kHz SWT:Auto Freq Level Limit Line Margin Read Level Ant Factor Cable Loss Preamp Factor Aux Factor APos TPos Remark MHz dBuV/m dBuV/m dB dBuV dB/m dB dB dB cm deg 1 5854.38 55.86 112.22 -56.36 42.86 34.00 12.61 34.74 1.13 303 351 Peak 2 5874.63 54.19 105.30 -51.11 41.21 34.00 12.64 34.76 1.10 303 351 Peak 3 5924.50 51.83 68.57 -16.74 38.81 34.05 12.73 34.80 1.04 303 351 Peak 4 5948.50 53.50 68.20 -14.70 40.44 34.10 12.77 34.82 1.01 303 351 Peak	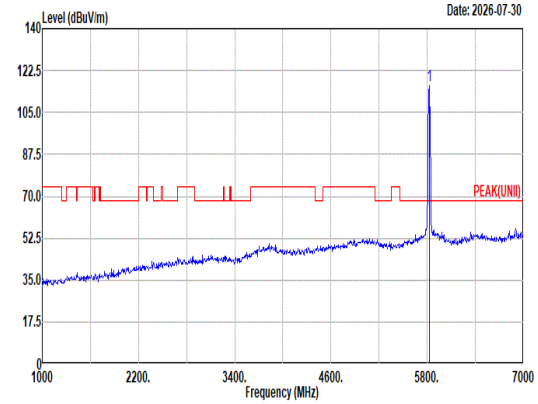 Site : 03CH22-HY Condition: PEAK(UNII) 3m DRH18-E_LE2C04A18EN_260520 HORIZONTAL : RBW:1000.000kHz VBW:3000.000kHz SWT:Auto Freq Level Limit Line Margin Read Level Ant Factor Cable Loss Preamp Factor Aux Factor APos TPos Remark MHz dBuV/m dBuV/m dB dBuV dB/m dB dB dB cm deg 1 5825.00 116.19 ------ ------ 103.18 34.00 12.55 34.71 1.17 303 351 Peak
Avg	Blank	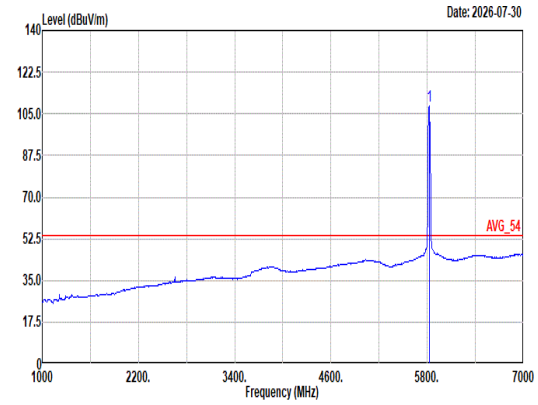 Site : 03CH22-HY Condition: AVG_54 3m DRH18-E_LE2C04A18EN_260520 HORIZONTAL : RBW:1000.000kHz VBW:0.010kHz SWT:Auto Freq Level Limit Line Margin Read Level Ant Factor Cable Loss Preamp Factor Aux Factor APos TPos Remark MHz dBuV/m dBuV/m dB dBuV dB/m dB dB dB cm deg 1 5825.00 108.20 ------ ------ 95.19 34.00 12.55 34.71 1.17 303 351 Average

Mode	63
	Band Edge
	U-NII-3_5.725-5.85_802.11be EHT20_CH165_5825MHz
ANT	8+9

Pol.	Vertical	Fundamental
Peak	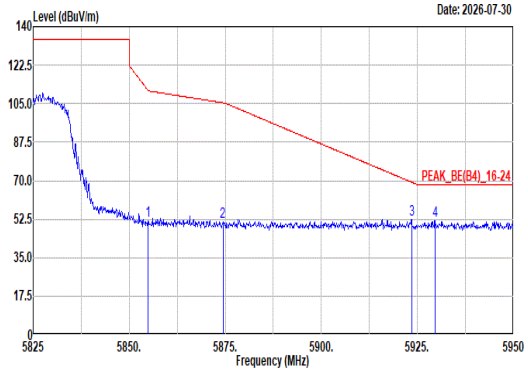 Site : 03CH22-HY Condition: PEAK_BE(B4)_16-24 3m DRH18-E_LE2C04A18EN_260520 VERTICAL : RBW:1000.000kHz VBW:3000.000kHz SWT:Auto Freq Level Limit Line Margin Read Level Ant Factor Cable Loss Preamp Factor Aux Factor APos TPos Remark MHz dBuV/m dBuV/m dB dBuV dB/m dB dB dB cm deg 1 5854.88 51.85 111.08 -59.23 38.85 34.00 12.61 34.74 1.13 100 313 Peak 2 5874.38 51.41 105.37 -53.96 38.43 34.00 12.64 34.76 1.10 100 313 Peak 3 5923.50 52.28 69.31 -17.03 39.26 34.05 12.73 34.80 1.04 100 313 Peak 4 5929.63 52.02 68.20 -16.18 39.00 34.06 12.74 34.81 1.03 100 313 Peak	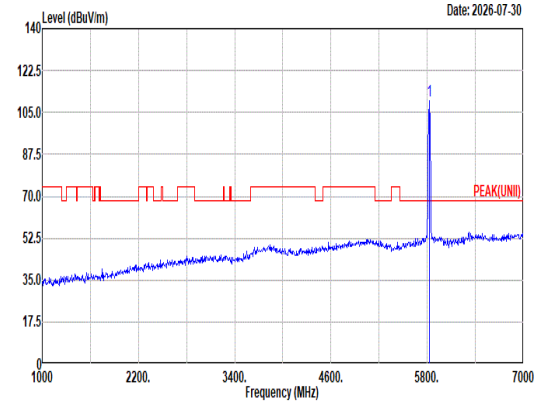 Site : 03CH22-HY Condition: PEAK(UNII) 3m DRH18-E_LE2C04A18EN_260520 VERTICAL : RBW:1000.000kHz VBW:3000.000kHz SWT:Auto Freq Level Limit Line Margin Read Level Ant Factor Cable Loss Preamp Factor Aux Factor APos TPos Remark MHz dBuV/m dBuV/m dB dBuV dB/m dB dB dB cm deg 1 5825.00 109.69 ------ ------ 96.68 34.00 12.55 34.71 1.17 100 313 Peak
Avg	Blank	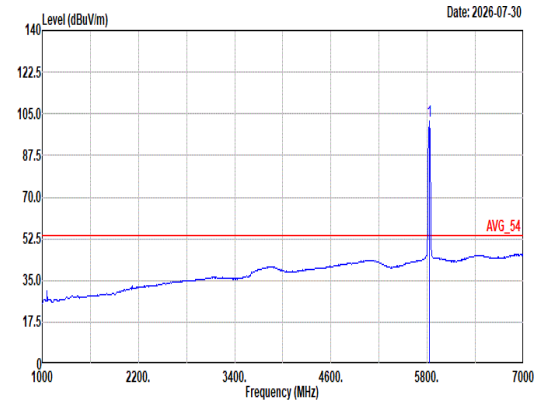 Site : 03CH22-HY Condition: AVG_54 3m DRH18-E_LE2C04A18EN_260520 VERTICAL : RBW:1000.000kHz VBW:0.010kHz SWT:Auto Freq Level Limit Line Margin Read Level Ant Factor Cable Loss Preamp Factor Aux Factor APos TPos Remark MHz dBuV/m dBuV/m dB dBuV dB/m dB dB dB cm deg 1 5825.00 101.74 ------ ------ 88.73 34.00 12.55 34.71 1.17 100 313 Average

Mode	63	
	Harmonic	
	U-NII-3_5.725-5.85_802.11be EHT20_CH165_5825MHz	
ANT	8+9	
Pol.	Horizontal	Vertical
Peak Avg	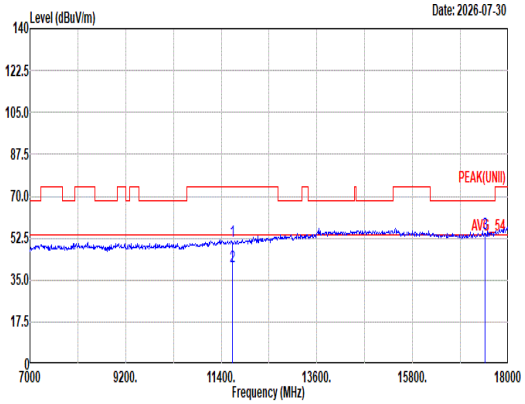 Site : 03CH22-HY Condition: PEAK(UNII) 3m DRH18-E_LE2C04A18EN_260520 HORIZONTAL Freq Level Limit Line Margin Read Level Ant Factor Cable Loss Preamp Factor Aux Factor APos TPos Remark MHz dBuV/m dBuV/m dB dBuV dB/m dB dB dB cm deg 1 11650.00 51.03 74.00 -22.97 33.19 38.90 17.93 40.37 1.38 -- -- Peak 2 11650.00 40.59 54.00 -13.41 22.75 38.90 17.93 40.37 1.38 -- -- Average 3 17475.00 54.60 68.20 -13.60 36.62 40.60 22.19 46.72 1.91 -- -- Peak	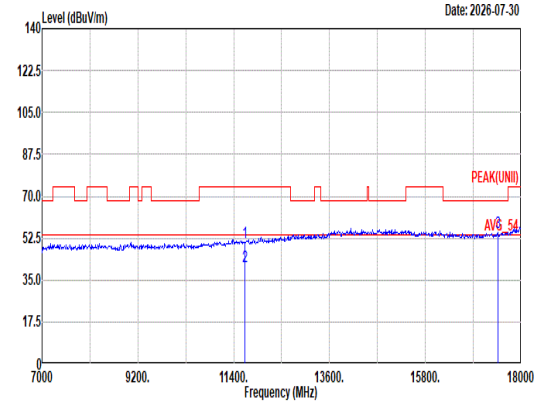 Site : 03CH22-HY Condition: PEAK(UNII) 3m DRH18-E_LE2C04A18EN_260520 VERTICAL Freq Level Limit Line Margin Read Level Ant Factor Cable Loss Preamp Factor Aux Factor APos TPos Remark MHz dBuV/m dBuV/m dB dBuV dB/m dB dB dB cm deg 1 11650.00 50.93 74.00 -23.07 33.09 38.90 17.93 40.37 1.38 -- -- Peak 2 11650.00 40.59 54.00 -13.41 22.75 38.90 17.93 40.37 1.38 -- -- Average 3 17475.00 54.72 68.20 -13.48 36.74 40.60 22.19 46.72 1.91 -- -- Peak

Mode	63	
	Harmonic	
	U-NII-3_5.725-5.85_802.11be EHT20_CH165_5825MHz	
ANT	8+9	
Pol.	Horizontal	Vertical
10.6G ~18G Avg	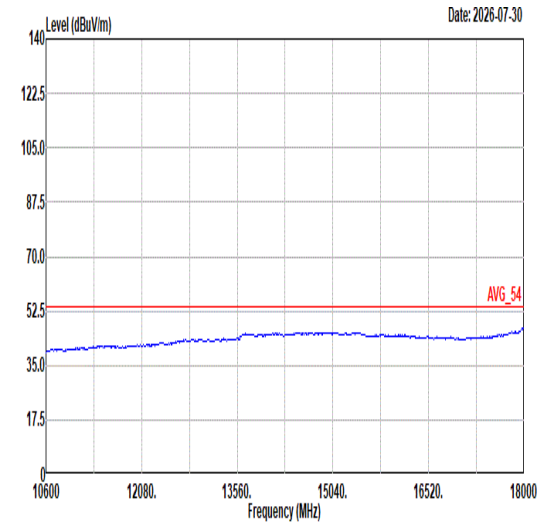 Site : 03CH22-HY Condition: AVG_54 3m DRH18-E_LE2C04A18EN_260520 HORIZONTAL	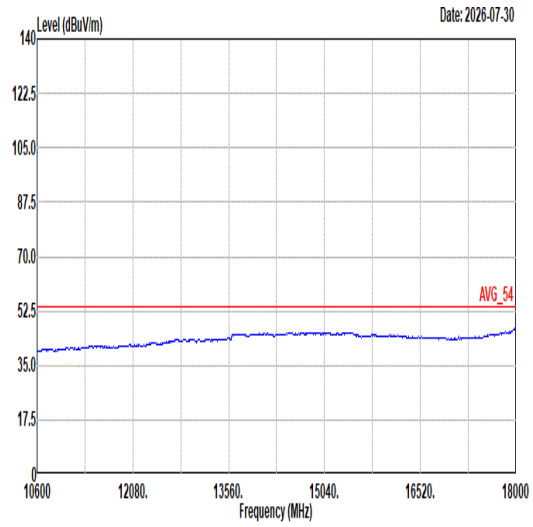 Site : 03CH22-HY Condition: AVG_54 3m DRH18-E_LE2C04A18EN_260520 VERTICAL

Mode	64	
	Band Edge - L	
	U-NII-3_5.725-5.85_802.11be EHT40_CH151_5755MHz	
ANT	8+9	
Pol.	Horizontal	Fundamental
Peak	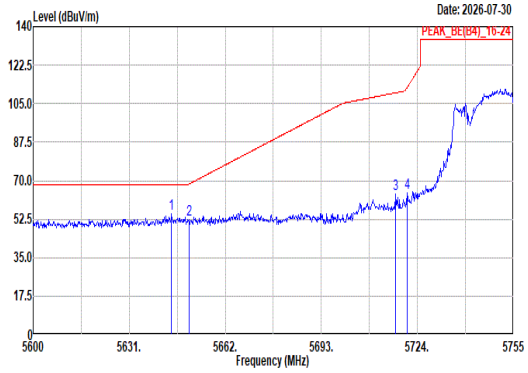 Site : 03CH22-HY Condition: PEAK_BE(B4)_16-24 3m DRH18-E_LE2C04A18EN_260520 HORIZONTAL : RBW:1000.000kHz VBW:3000.000kHz SWT:Auto Freq Level Limit Line Margin Read Level Ant Factor Cable Loss Preamp Factor Aux Factor APos TPos Remark MHz dBuV/m dBuV/m dB dBuV dB/m dB dB dB cm deg 1 5644.64 55.13 68.20 -13.07 42.91 33.40 12.44 34.55 0.93 310 342 Peak 2 5650.22 52.46 68.36 -15.90 40.24 33.40 12.44 34.56 0.94 310 342 Peak 3 5717.03 63.82 109.97 -46.15 51.09 33.83 12.47 34.62 1.05 310 342 Peak 4 5720.59 64.58 112.15 -47.57 51.83 33.84 12.47 34.62 1.06 310 342 Peak	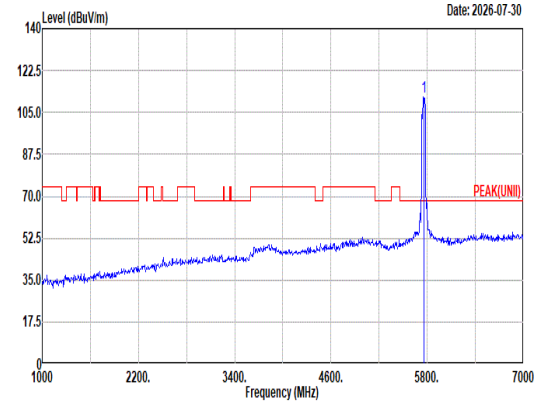 Site : 03CH22-HY Condition: PEAK(UNII) 3m DRH18-E_LE2C04A18EN_260520 HORIZONTAL : RBW:1000.000kHz VBW:3000.000kHz SWT:Auto Freq Level Limit Line Margin Read Level Ant Factor Cable Loss Preamp Factor Aux Factor APos TPos Remark MHz dBuV/m dBuV/m dB dBuV dB/m dB dB dB cm deg 1 5755.00 111.36 ------ ------ 98.50 33.90 12.49 34.65 1.12 310 342 Peak
Avg	Blank	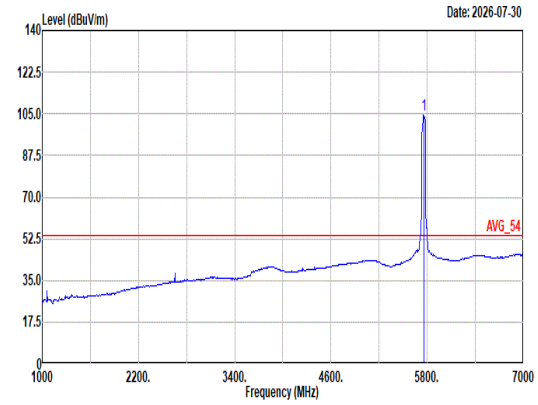 Site : 03CH22-HY Condition: AVG_54 3m DRH18-E_LE2C04A18EN_260520 HORIZONTAL : RBW:1000.000kHz VBW:0.010kHz SWT:Auto Freq Level Limit Line Margin Read Level Ant Factor Cable Loss Preamp Factor Aux Factor APos TPos Remark MHz dBuV/m dBuV/m dB dBuV dB/m dB dB dB cm deg 1 5755.00 104.57 ------ ------ 91.71 33.90 12.49 34.65 1.12 310 342 Average

Mode	64	
	Band Edge - R	
	U-NII-3_5.725-5.85_802.11be EHT40_CH151_5755MHz	
ANT	8+9	
Pol.	Horizontal	Fundamental
Peak	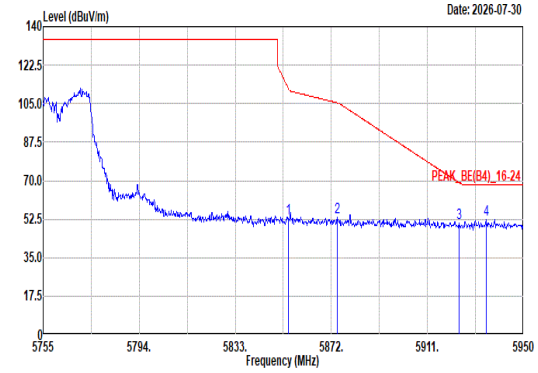 Site : 03CH22-HY Condition: PEAK_BE(B4)_16-24 3m DRH18-E_LE2C04A18EN_260520 HORIZONTAL : RBW:1000.000kHz VBW:3000.000kHz SWT:Auto Freq Level Limit Line Margin Read Level Ant Factor Cable Loss Preamp Factor Aux Factor APos TPos Remark MHz dBuV/m dBuV/m dB dBuV dB/m dB dB dB cm deg 1 5854.65 52.81 111.61 -58.80 39.81 34.00 12.61 34.74 1.13 310 342 Peak 2 5874.54 53.28 105.33 -52.05 40.30 34.00 12.64 34.76 1.10 310 342 Peak 3 5923.87 50.60 69.03 -18.43 37.58 34.05 12.73 34.80 1.04 310 342 Peak 4 5934.79 52.35 68.20 -15.85 39.32 34.07 12.75 34.81 1.02 310 342 Peak	Blank

Mode	64
	Band Edge - L
	U-NII-3_5.725-5.85_802.11be EHT40_CH151_5755MHz
ANT	8+9

Pol.	Vertical	Fundamental
Peak	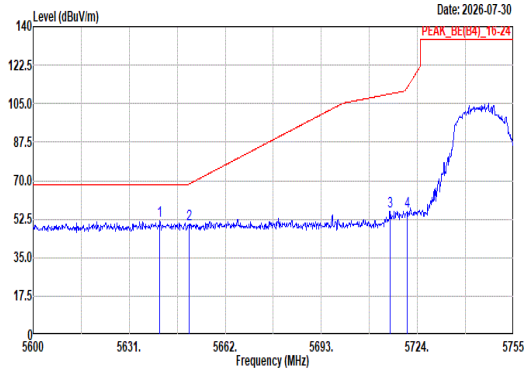 Site : 03CH22-HY Condition: PEAK_BE(B4)_16-24 3m DRH18-E_LE2C04A18EN_260520 VERTICAL : RBW:1000.000kHz VBW:3000.000kHz SWT:Auto Freq Level Limit Line Margin Read Level Ant Factor Cable Loss Preamp Factor Aux Factor APos TPos Remark MHz dBuV/m dBuV/m dB dBuV dB/m dB dB dB cm deg 1 5640.92 51.51 68.20 -16.69 39.30 33.40 12.44 34.55 0.92 400 247 Peak 2 5650.22 50.20 68.36 -18.16 37.98 33.40 12.44 34.56 0.94 400 247 Peak 3 5715.17 56.16 109.45 -53.29 43.42 33.83 12.47 34.61 1.05 400 247 Peak 4 5720.59 56.09 112.15 -56.06 43.34 33.84 12.47 34.62 1.06 400 247 Peak	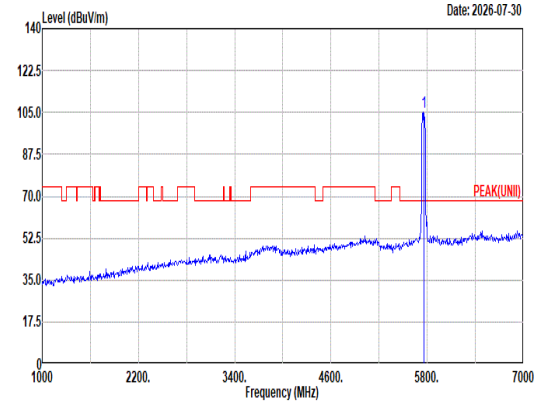 Site : 03CH22-HY Condition: PEAK(UNII) 3m DRH18-E_LE2C04A18EN_260520 VERTICAL : RBW:1000.000kHz VBW:3000.000kHz SWT:Auto Freq Level Limit Line Margin Read Level Ant Factor Cable Loss Preamp Factor Aux Factor APos TPos Remark MHz dBuV/m dBuV/m dB dBuV dB/m dB dB dB cm deg 1 5755.00 105.32 ------ ------ 92.47 33.89 12.49 34.64 1.11 400 247 Peak
Avg	Blank	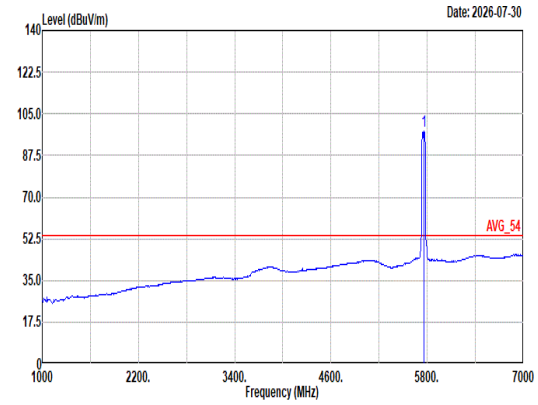 Site : 03CH22-HY Condition: AVG_54 3m DRH18-E_LE2C04A18EN_260520 VERTICAL : RBW:1000.000kHz VBW:0.010kHz SWT:Auto Freq Level Limit Line Margin Read Level Ant Factor Cable Loss Preamp Factor Aux Factor APos TPos Remark MHz dBuV/m dBuV/m dB dBuV dB/m dB dB dB cm deg 1 5755.00 97.62 ------ ------ 84.72 33.93 12.49 34.66 1.14 400 247 Average

Mode	64	
	Band Edge - R	
	U-NII-3_5.725-5.85_802.11be EHT40_CH151_5755MHz	
ANT	8+9	
Pol.	Vertical	Fundamental
Peak	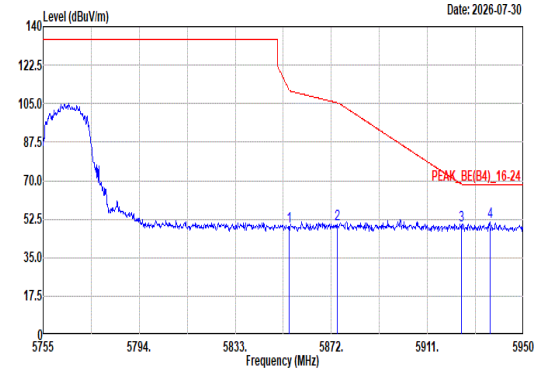 Site : 03CH22-HY Condition: PEAK_BE(B4)_16-24 3m DRH18-E_LE2C04A18EN_260520 VERTICAL : RBW:1000.000kHz VBW:3000.000kHz SWT:Auto Limit Read Ant Cable Preamp Aux APos TPos Freq Level Line Margin Level Factor Loss Factor Factor Remark MHz dBuV/m dBuV/m dB dBuV dB/m dB dB dB cm deg 1 5854.84 49.37 111.16 -61.79 36.37 34.00 12.61 34.74 1.13 400 247 Peak 2 5874.34 50.37 105.38 -55.01 37.39 34.00 12.64 34.76 1.10 400 247 Peak 3 5924.85 49.82 68.31 -18.49 36.80 34.05 12.73 34.80 1.04 400 247 Peak 4 5936.35 51.42 68.20 -16.78 38.39 34.07 12.75 34.81 1.02 400 247 Peak	Blank

Mode	64	
	Harmonic	
	U-NII-3_5.725-5.85_802.11be EHT40_CH151_5755MHz	
ANT	8+9	
Pol.	Horizontal	Vertical
Peak Avg	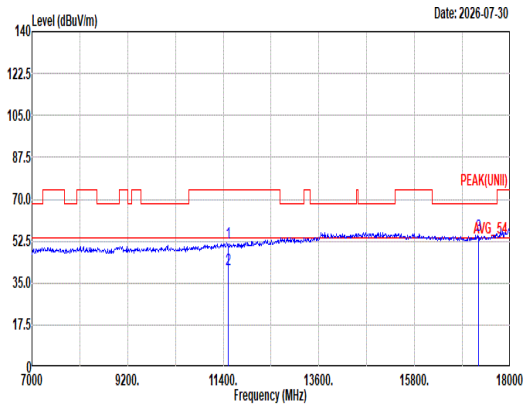 Site : 03CH22-HY Condition: PEAK(UNII) 3m DRH18-E_LE2C04A18EN_260520 HORIZONTAL Freq Level Limit Line Margin Read Level Ant Factor Cable Loss Preamp Factor Aux Factor APos TPos Remark MHz dBuV/m dBuV/m dB dBuV dB/m dB dB dB cm deg 1 11510.00 51.68 74.00 -22.32 33.79 38.94 17.82 40.24 1.37 -- -- Peak 2 11510.00 40.72 54.00 -13.28 22.83 38.94 17.82 40.24 1.37 -- -- Average 3 17265.00 54.80 68.20 -13.40 36.99 40.40 22.00 46.52 1.93 -- -- Peak	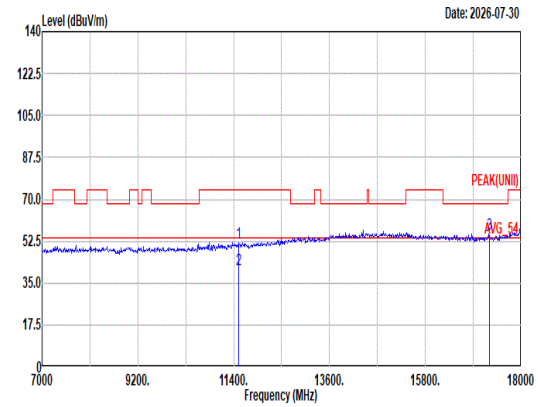 Site : 03CH22-HY Condition: PEAK(UNII) 3m DRH18-E_LE2C04A18EN_260520 VERTICAL Freq Level Limit Line Margin Read Level Ant Factor Cable Loss Preamp Factor Aux Factor APos TPos Remark MHz dBuV/m dBuV/m dB dBuV dB/m dB dB dB cm deg 1 11510.00 51.60 74.00 -22.40 33.71 38.94 17.82 40.24 1.37 -- -- Peak 2 11510.00 40.67 54.00 -13.33 22.78 38.94 17.82 40.24 1.37 -- -- Average 3 17265.00 55.22 68.20 -12.98 37.41 40.40 22.00 46.52 1.93 -- -- Peak

Mode	64	
	Harmonic	
	U-NII-3_5.725-5.85_802.11be EHT40_CH151_5755MHz	
ANT	8+9	
Pol.	Horizontal	Vertical
10.6G ~18G Avg	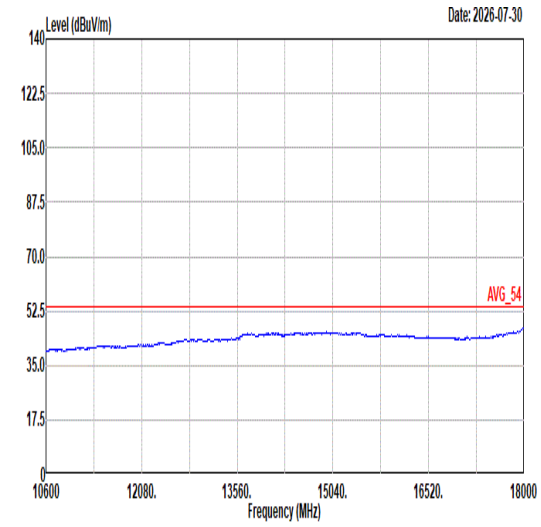 Site : 03CH22-HY Condition: AVG_54 3m DRH18-E_LE2C04A18EN_260520 HORIZONTAL	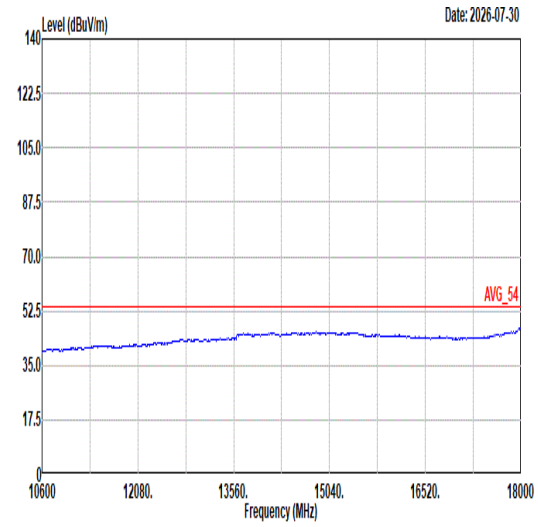 Site : 03CH22-HY Condition: AVG_54 3m DRH18-E_LE2C04A18EN_260520 VERTICAL

Mode	65	
	Band Edge - L	
	U-NII-3_5.725-5.85_802.11be EHT40_CH159_5795MHz	
ANT	8+9	
Pol.	Horizontal	Fundamental
Peak	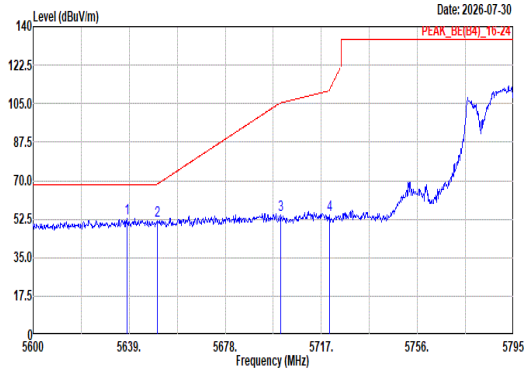 Site : 03CH22-HY Condition: PEAK_BE(B4)_16-24 3m DRH18-E_LE2C04A18EN_260520 HORIZONTAL : RBW:1000.000kHz VBW:3000.000kHz SWT:Auto Freq Level Limit Line Margin Read Level Ant Factor Cable Loss Preamp Factor Aux Factor APos TPos Remark MHz dBuV/m dBuV/m dB dBuV dB/m dB dB dB cm deg 1 5638.03 52.67 68.20 -15.53 40.45 33.40 12.44 34.54 0.92 306 346 Peak 2 5650.51 51.95 68.58 -16.63 39.73 33.40 12.44 34.56 0.94 306 346 Peak 3 5700.62 54.48 105.37 -50.89 41.78 33.80 12.47 34.60 1.03 306 346 Peak 4 5720.32 54.65 111.52 -56.87 41.90 33.84 12.47 34.62 1.06 306 346 Peak	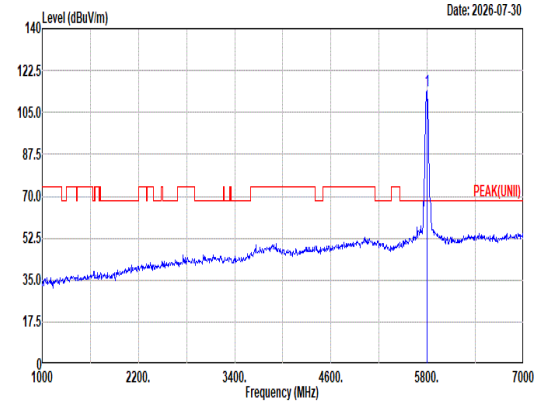 Site : 03CH22-HY Condition: PEAK(UNII) 3m DRH18-E_LE2C04A18EN_260520 HORIZONTAL : RBW:1000.000kHz VBW:3000.000kHz SWT:Auto Freq Level Limit Line Margin Read Level Ant Factor Cable Loss Preamp Factor Aux Factor APos TPos Remark MHz dBuV/m dBuV/m dB dBuV dB/m dB dB dB cm deg 1 5795.00 114.08 ------ ------ 101.07 33.99 12.51 34.68 1.19 306 346 Peak
Avg	Blank	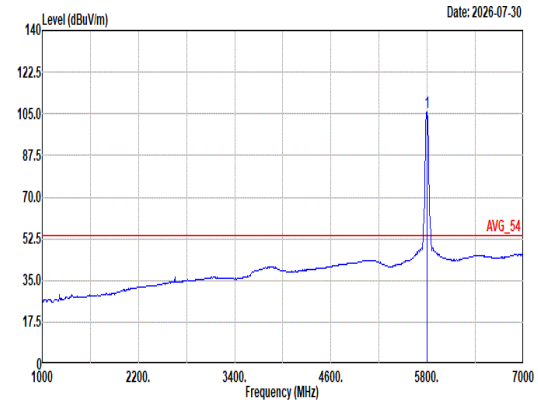 Site : 03CH22-HY Condition: AVG_54 3m DRH18-E_LE2C04A18EN_260520 HORIZONTAL : RBW:1000.000kHz VBW:0.010kHz SWT:Auto Freq Level Limit Line Margin Read Level Ant Factor Cable Loss Preamp Factor Aux Factor APos TPos Remark MHz dBuV/m dBuV/m dB dBuV dB/m dB dB dB cm deg 1 5795.00 105.58 ------ ------ 92.57 33.99 12.51 34.68 1.19 306 346 Average

Mode	65	
	Band Edge - R	
	U-NII-3_5.725-5.85_802.11be EHT40_CH159_5795MHz	
ANT	8+9	
Pol.	Horizontal	Fundamental
Peak	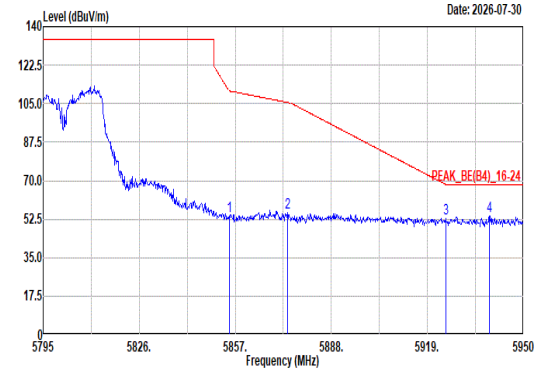 Site : 03CH22-HY Condition: PEAK_BE(B4)_16-24 3m DRH18-E_LE2C04A18EN_260520 HORIZONTAL : RBW:1000.000kHz VBW:3000.000kHz SWT:Auto	Blank

	Freq	Level	Limit Line	Margin	Read Level	Ant Factor	Cable Loss	Preamp Factor	Aux Factor	APos	TPos	Remark
	MHz	dBuV/m	dBuV/m	dB	dBuV	dB/m	dB	dB	dB	cm	deg	
1	5854.99	53.81	110.83	-57.02	40.81	34.00	12.61	34.74	1.13	306	346	Peak
2	5873.90	55.50	105.51	-50.01	42.52	34.00	12.64	34.76	1.10	306	346	Peak
3	5924.89	52.70	68.28	-15.58	39.68	34.05	12.73	34.80	1.04	306	346	Peak
4	5939.00	53.96	68.20	-14.24	40.93	34.08	12.75	34.82	1.02	306	346	Peak

Mode	65
	Band Edge - L
	U-NII-3_5.725-5.85_802.11be EHT40_CH159_5795MHz
ANT	8+9

Pol.	Vertical	Fundamental
Peak	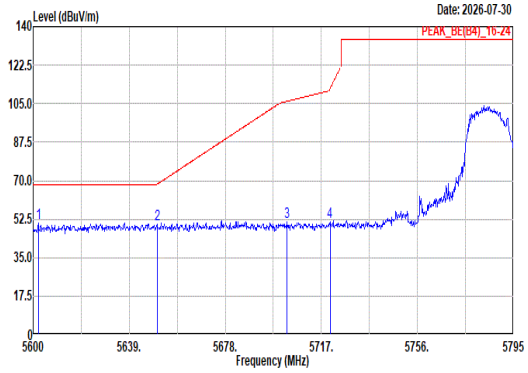 Site : 03CH22-HY Condition: PEAK_BE(B4)_16-24 3m DRH18-E_LE2C04A18EN_260520 VERTICAL : RBW:1000.000kHz VBW:3000.000kHz SWT:Auto Freq Level Limit Line Margin Read Level Ant Factor Cable Loss Preamp Factor Aux Factor APos TPos Remark MHz dBuV/m dBuV/m dB dBuV dB/m dB dB dB cm deg 1 5602.15 50.60 68.20 -17.60 38.44 33.40 12.42 34.51 0.85 400 247 Peak 2 5650.31 50.12 68.43 -18.31 37.90 33.40 12.44 34.56 0.94 400 247 Peak 3 5702.96 51.05 106.03 -54.98 38.34 33.81 12.47 34.60 1.03 400 247 Peak 4 5720.51 51.47 111.96 -60.49 38.72 33.84 12.47 34.62 1.06 400 247 Peak	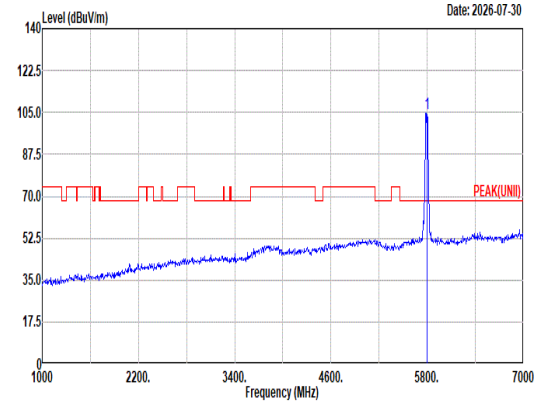 Site : 03CH22-HY Condition: PEAK(UNII) 3m DRH18-E_LE2C04A18EN_260520 VERTICAL : RBW:1000.000kHz VBW:3000.000kHz SWT:Auto Freq Level Limit Line Margin Read Level Ant Factor Cable Loss Preamp Factor Aux Factor APos TPos Remark MHz dBuV/m dBuV/m dB dBuV dB/m dB dB dB cm deg 1 5795.00 104.52 ------ ------ 91.56 33.96 12.50 34.67 1.17 400 247 Peak
Avg	Blank	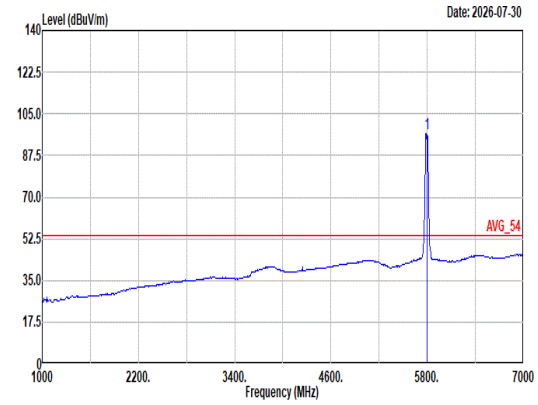 Site : 03CH22-HY Condition: AVG_54 3m DRH18-E_LE2C04A18EN_260520 VERTICAL : RBW:1000.000kHz VBW:0.010kHz SWT:Auto Freq Level Limit Line Margin Read Level Ant Factor Cable Loss Preamp Factor Aux Factor APos TPos Remark MHz dBuV/m dBuV/m dB dBuV dB/m dB dB dB cm deg 1 5795.00 96.77 ------ ------ 83.81 33.96 12.50 34.67 1.17 400 247 Average

Mode	65	
	Band Edge - R	
	U-NII-3_5.725-5.85_802.11be EHT40_CH159_5795MHz	
ANT	8+9	
Pol.	Vertical	Fundamental
Peak	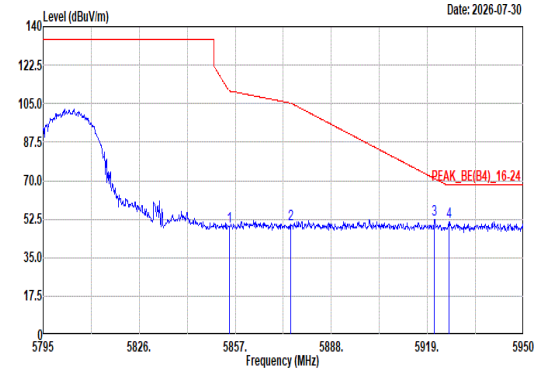 Site : 03CH22-HY Condition: PEAK_BE(B4)_16-24 3m DRH18-E_LE2C04A18EN_260520 VERTICAL : RBW:1000.000kHz VBW:3000.000kHz SWT:Auto Limit Read Ant Cable Preamp Aux APos TPos Freq Level Line Margin Level Factor Loss Factor Factor Remark MHz dBuV/m dBuV/m dB dBuV dB/m dB dB dB cm deg 1 5854.99 49.36 110.83 -61.47 36.36 34.00 12.61 34.74 1.13 400 247 Peak 2 5874.83 50.35 105.25 -54.90 37.37 34.00 12.64 34.76 1.10 400 247 Peak 3 5921.33 52.38 70.91 -18.53 39.38 34.04 12.72 34.80 1.04 400 247 Peak 4 5925.98 51.41 68.20 -16.79 38.39 34.05 12.73 34.80 1.04 400 247 Peak	Blank

Mode	65	
	Harmonic	
	U-NII-3_5.725-5.85_802.11be EHT40_CH159_5795MHz	
ANT	8+9	
Pol.	Horizontal	Vertical
Peak Avg	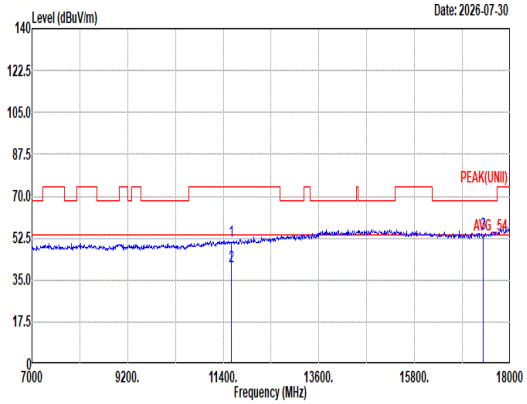 Site : 03CH22-HY Condition: PEAK(UNII) 3m DRH18-E_LE2C04A18EN_260520 HORIZONTAL Freq Level Limit Line Margin Read Level Ant Factor Cable Loss Preamp Factor Aux Factor APos TPos Remark MHz dBuV/m dBuV/m dB dBuV dB/m dB dB dB cm deg 1 11590.00 51.38 74.00 -22.62 33.41 39.02 17.88 40.31 1.38 -- -- Peak 2 11590.00 40.68 54.00 -13.32 22.71 39.02 17.88 40.31 1.38 -- -- Average 3 17385.00 54.31 68.20 -13.89 36.44 40.47 22.11 46.63 1.92 -- -- Peak	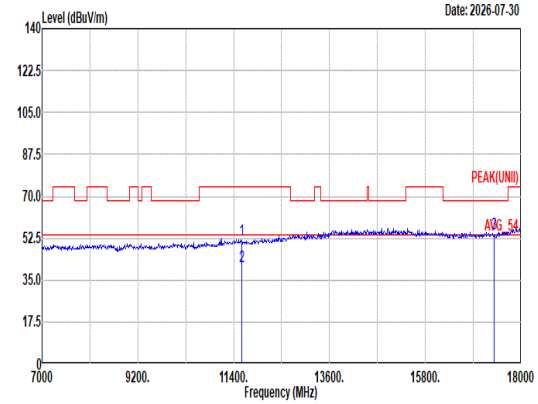 Site : 03CH22-HY Condition: PEAK(UNII) 3m DRH18-E_LE2C04A18EN_260520 VERTICAL Freq Level Limit Line Margin Read Level Ant Factor Cable Loss Preamp Factor Aux Factor APos TPos Remark MHz dBuV/m dBuV/m dB dBuV dB/m dB dB dB cm deg 1 11590.00 51.86 74.00 -22.14 33.89 39.02 17.88 40.31 1.38 -- -- Peak 2 11590.00 40.70 54.00 -13.30 22.73 39.02 17.88 40.31 1.38 -- -- Average 3 17385.00 54.25 68.20 -13.95 36.38 40.47 22.11 46.63 1.92 -- -- Peak

Mode	65	
	Harmonic	
	U-NII-3_5.725-5.85_802.11be EHT40_CH159_5795MHz	
ANT	8+9	
Pol.	Horizontal	Vertical
10.6G ~18G Avg	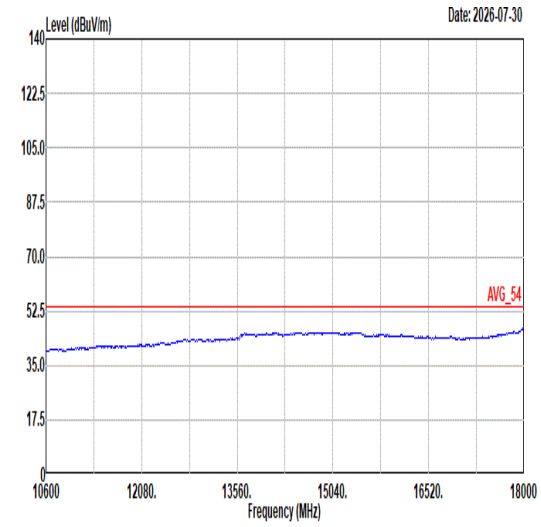 Site : 03CH22-HY Condition: AVG_54 3m DRH18-E_LE2C04A18EN_260520 HORIZONTAL	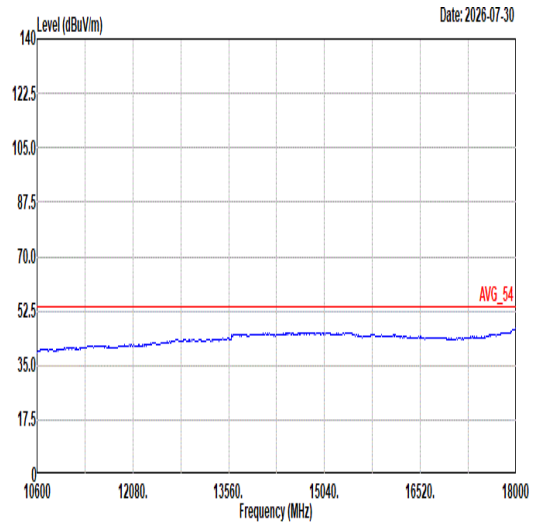 Site : 03CH22-HY Condition: AVG_54 3m DRH18-E_LE2C04A18EN_260520 VERTICAL

Mode	66
	Band Edge - L
	U-NII-3_5.725-5.85_802.11be EHT80_CH155_5775MHz
ANT	8+9

Pol.	Horizontal	Fundamental
Peak	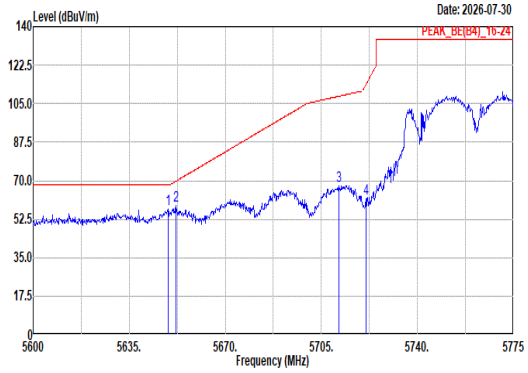 Site : 03CH22-HY Condition: PEAK_BE(B4)_16-24 3m DRH18-E_LE2C04A18EN_260520 HORIZONTAL : RBW:1000.000kHz VBW:3000.000kHz SWT:Auto Freq Level Limit Line Margin Read Level Ant Factor Cable Loss Preamp Factor Aux Factor APos TPos Remark MHz dBuV/m dBuV/m dB dBuV dB/m dB dB dB cm deg 1 5649.18 56.91 68.20 -11.29 44.68 33.40 12.44 34.55 0.94 324 347 Peak 2 5652.15 58.56 69.80 -11.24 46.32 33.42 12.44 34.56 0.94 324 347 Peak 3 5711.48 67.85 108.42 -40.57 55.12 33.82 12.47 34.61 1.05 324 347 Peak 4 5721.28 61.95 113.71 -51.76 49.20 33.84 12.47 34.62 1.06 324 347 Peak	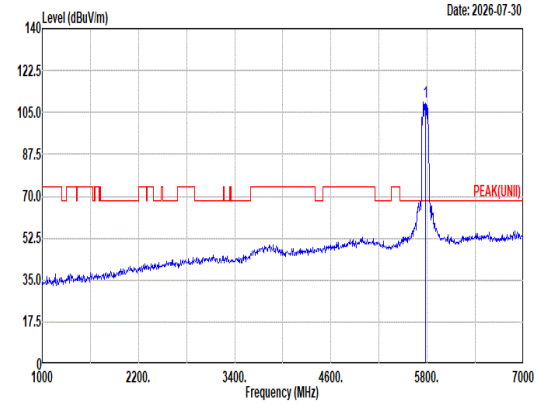 Site : 03CH22-HY Condition: PEAK(UNII) 3m DRH18-E_LE2C04A18EN_260520 HORIZONTAL : RBW:1000.000kHz VBW:3000.000kHz SWT:Auto Freq Level Limit Line Margin Read Level Ant Factor Cable Loss Preamp Factor Aux Factor APos TPos Remark MHz dBuV/m dBuV/m dB dBuV dB/m dB dB dB cm deg 1 5775.00 109.31 ------ ------ 96.45 33.90 12.49 34.65 1.12 324 347 Peak
Avg	Blank	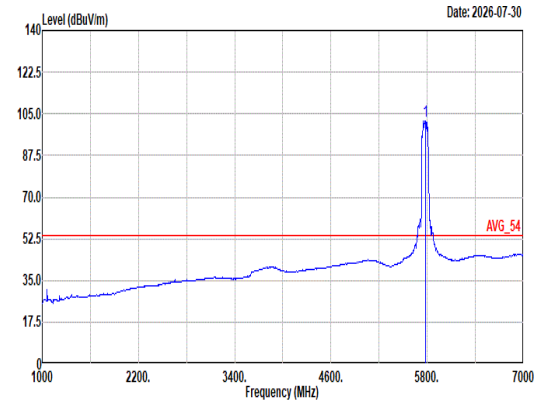 Site : 03CH22-HY Condition: AVG_54 3m DRH18-E_LE2C04A18EN_260520 HORIZONTAL : RBW:1000.000kHz VBW:0.010kHz SWT:Auto Freq Level Limit Line Margin Read Level Ant Factor Cable Loss Preamp Factor Aux Factor APos TPos Remark MHz dBuV/m dBuV/m dB dBuV dB/m dB dB dB cm deg 1 5775.00 101.86 ------ ------ 88.93 33.94 12.50 34.66 1.15 324 347 Average

Mode	66	
	Band Edge - R	
	U-NII-3_5.725-5.85_802.11be EHT80_CH155_5775MHz	
ANT	8+9	
Pol.	Horizontal	Fundamental
Peak	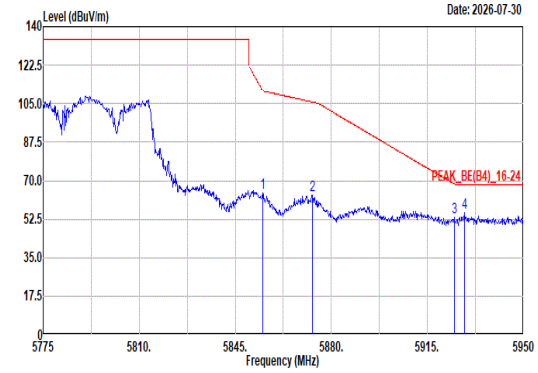 Site : 03CH22-HY Condition: PEAK_BE(B4)_16-24 3m DRH18-E_LE2C04A18EN_260520 HORIZONTAL : RBW:1000.000kHz VBW:3000.000kHz SWT:Auto Freq Level Limit Line Margin Read Level Ant Factor Cable Loss Preamp Factor Aux Factor APos TPos Remark MHz dBuV/m dBuV/m dB dBuV dB/m dB dB dB cm deg 1 5854.98 64.68 110.86 -46.18 51.68 34.00 12.61 34.74 1.13 324 347 Peak 2 5873.00 63.21 105.76 -42.55 50.22 34.00 12.64 34.76 1.11 324 347 Peak 3 5924.80 53.41 68.35 -14.94 40.39 34.05 12.73 34.80 1.04 324 347 Peak 4 5928.48 55.31 68.20 -12.89 42.30 34.06 12.73 34.81 1.03 324 347 Peak	Blank

Mode	66
	Band Edge - L
	U-NII-3_5.725-5.85_802.11be EHT80_CH155_5775MHz
ANT	8+9

Pol.	Vertical	Fundamental
Peak	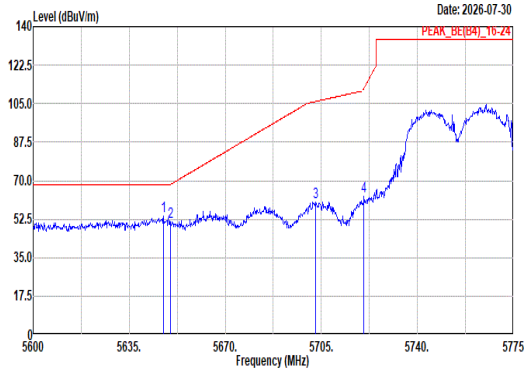 Site : 03CH22-HY Condition: PEAK_BE(B4)_16-24 3m DRH18-E_LE2C04A18EN_260520 VERTICAL : RBW:1000.000kHz VBW:3000.000kHz SWT:Auto Freq Level Limit Line Margin Read Level Ant Factor Cable Loss Preamp Factor Aux Factor APos TPos Remark MHz dBuV/m dBuV/m dB dBuV dB/m dB dB dB cm deg 1 5647.43 53.78 68.20 -14.42 41.56 33.40 12.44 34.55 0.93 400 253 Peak 2 5650.05 51.20 68.24 -17.04 38.98 33.40 12.44 34.56 0.94 400 253 Peak 3 5702.90 60.41 106.01 -45.60 47.70 33.81 12.47 34.60 1.03 400 253 Peak 4 5720.58 62.71 112.11 -49.40 49.96 33.84 12.47 34.62 1.06 400 253 Peak	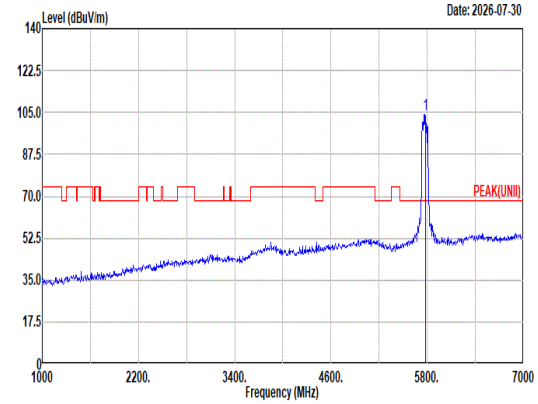 Site : 03CH22-HY Condition: PEAK(UNII) 3m DRH18-E_LE2C04A18EN_260520 VERTICAL : RBW:1000.000kHz VBW:3000.000kHz SWT:Auto Freq Level Limit Line Margin Read Level Ant Factor Cable Loss Preamp Factor Aux Factor APos TPos Remark MHz dBuV/m dBuV/m dB dBuV dB/m dB dB dB cm deg 1 5775.00 104.25 ------ ------ 91.32 33.94 12.50 34.66 1.15 400 253 Peak
Avg	Blank	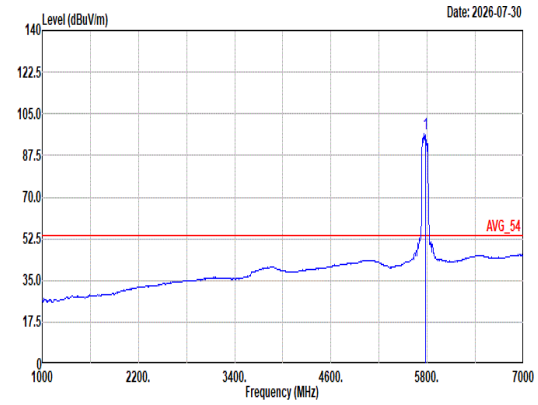 Site : 03CH22-HY Condition: AVG_54 3m DRH18-E_LE2C04A18EN_260520 VERTICAL : RBW:1000.000kHz VBW:0.010kHz SWT:Auto Freq Level Limit Line Margin Read Level Ant Factor Cable Loss Preamp Factor Aux Factor APos TPos Remark MHz dBuV/m dBuV/m dB dBuV dB/m dB dB dB cm deg 1 5775.00 96.43 ------ ------ 83.53 33.93 12.49 34.66 1.14 400 253 Average

Mode	66	
	Band Edge - R	
	U-NII-3_5.725-5.85_802.11be EHT80_CH155_5775MHz	
ANT	8+9	
Pol.	Vertical	Fundamental
Peak	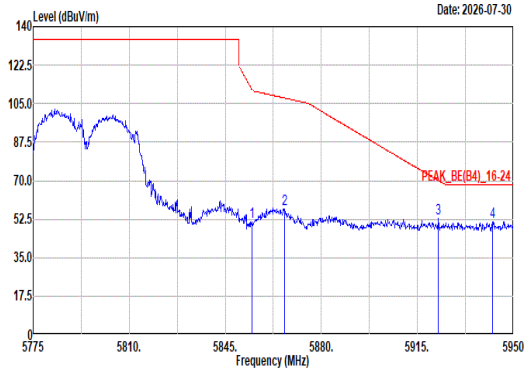 Site : 03CH22-HY Condition: PEAK_BE(B4)_16-24 3m DRH18-E_LE2C04A18EN_260520 VERTICAL : RBW:1000.000kHz VBW:3000.000kHz SWT:Auto Limit Read Ant Cable Preamp Aux APos TPos Freq Level Line Margin Level Factor Loss Factor Factor Remark MHz dBuV/m dBuV/m dB dBuV dB/m dB dB dB cm deg 1 5854.80 51.07 111.26 -60.19 38.07 34.00 12.61 34.74 1.13 400 253 Peak 2 5866.70 56.84 107.52 -50.68 43.85 34.00 12.63 34.75 1.11 400 253 Peak 3 5922.70 52.66 69.90 -17.24 39.65 34.05 12.72 34.80 1.04 400 253 Peak 4 5942.48 51.40 68.20 -16.80 38.37 34.08 12.76 34.82 1.01 400 253 Peak	Blank

Mode	66	
	Harmonic	
	U-NII-3_5.725-5.85_802.11be EHT80_CH155_5775MHz	
ANT	8+9	
Pol.	Horizontal	Vertical
Peak Avg	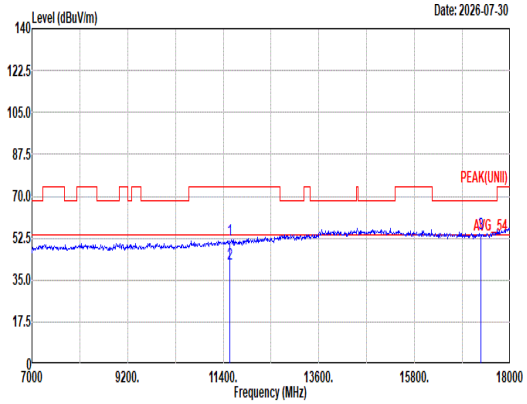 Site : 03CH22-HY Condition: PEAK(UNII) 3m DRH18-E_LE2C04A18EN_260520 HORIZONTAL Freq Level Limit Line Margin Read Level Ant Factor Cable Loss Preamp Factor Aux Factor APos TPos Remark MHz dBuV/m dBuV/m dB dBuV dB/m dB dB dB cm deg 1 11550.00 51.61 74.00 -22.39 33.57 39.10 17.85 40.28 1.37 -- -- Peak 2 11550.00 41.73 54.00 -12.27 23.69 39.10 17.85 40.28 1.37 -- -- Average 3 17325.00 54.17 68.20 -14.03 36.38 40.40 22.05 46.58 1.92 -- -- Peak	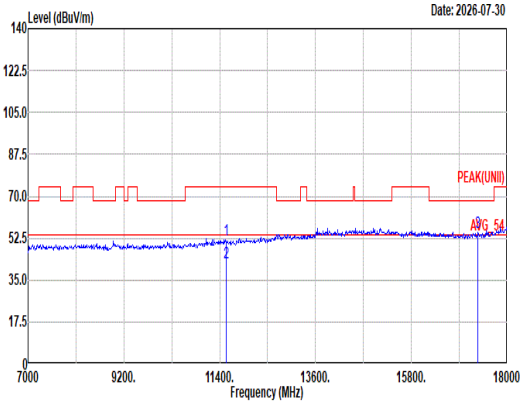 Site : 03CH22-HY Condition: PEAK(UNII) 3m DRH18-E_LE2C04A18EN_260520 VERTICAL Freq Level Limit Line Margin Read Level Ant Factor Cable Loss Preamp Factor Aux Factor APos TPos Remark MHz dBuV/m dBuV/m dB dBuV dB/m dB dB dB cm deg 1 11550.00 51.93 74.00 -22.07 33.89 39.10 17.85 40.28 1.37 -- -- Peak 2 11550.00 42.01 54.00 -11.99 23.97 39.10 17.85 40.28 1.37 -- -- Average 3 17325.00 54.75 68.20 -13.45 36.96 40.40 22.05 46.58 1.92 -- -- Peak

Mode	66	
	Harmonic	
	U-NII-3_5.725-5.85_802.11be EHT80_CH155_5775MHz	
ANT	8+9	
Pol.	Horizontal	Vertical
10.6G ~18G Avg	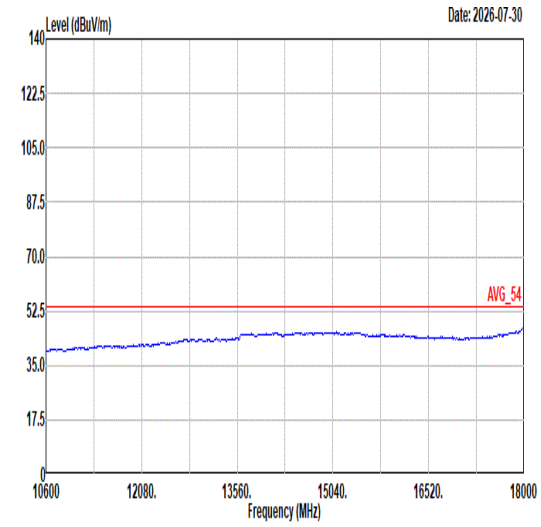 Site : 03CH22-HY Condition: AVG_54 3m DRH18-E_LE2C04A18EN_260520 HORIZONTAL	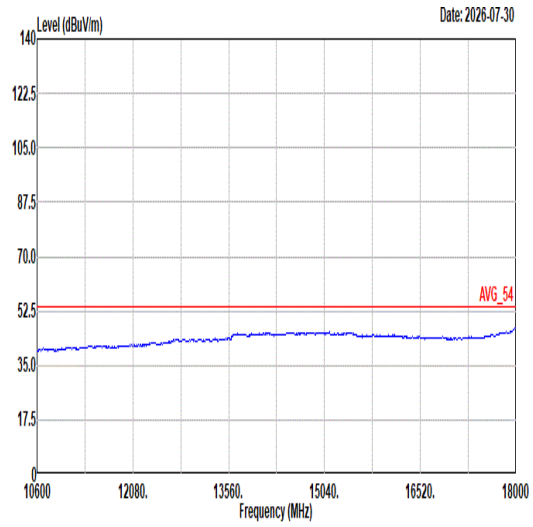 Site : 03CH22-HY Condition: AVG_54 3m DRH18-E_LE2C04A18EN_260520 VERTICAL

Mode	67
	Band Edge
	U-NII-3_5.725-5.85_802.11be EHT20_CH149_Partial RU_26/0_5745MHz
ANT	8+9

Pol.	Horizontal	Fundamental
Peak	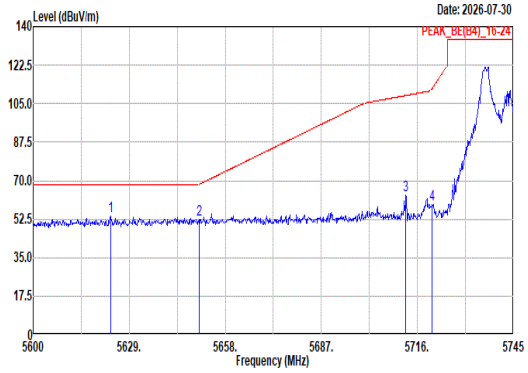 Site : 03CH22-HY Condition: PEAK_BE(B4)_16-24 3m DRH18-E_LE2C04A18EN_260520 HORIZONTAL : RBW:1000.000kHz VBW:3000.000kHz SWT:Auto Freq Level Limit Line Margin Read Level Ant Factor Cable Loss Preamp Factor Aux Factor APos TPos Remark MHz dBuV/m dBuV/m dB dBuV dB/m dB dB dB cm deg 1 5623.35 53.70 68.20 -14.50 41.51 33.40 12.43 34.53 0.89 325 337 Peak 2 5650.03 52.41 68.22 -15.81 40.19 33.40 12.44 34.56 0.94 325 337 Peak 3 5712.52 63.14 108.71 -45.57 50.40 33.83 12.47 34.61 1.05 325 337 Peak 4 5720.50 58.98 111.93 -52.95 46.23 33.84 12.47 34.62 1.06 325 337 Peak	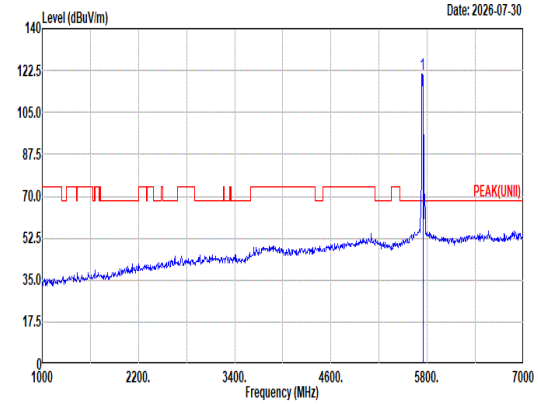 Site : 03CH22-HY Condition: PEAK(UNII) 3m DRH18-E_LE2C04A18EN_260520 HORIZONTAL : RBW:1000.000kHz VBW:3000.000kHz SWT:Auto Freq Level Limit Line Margin Read Level Ant Factor Cable Loss Preamp Factor Aux Factor APos TPos Remark MHz dBuV/m dBuV/m dB dBuV dB/m dB dB dB cm deg 1 5745.00 121.12 ------ ------ 108.30 33.88 12.48 34.64 1.10 325 337 Peak
Avg	Blank	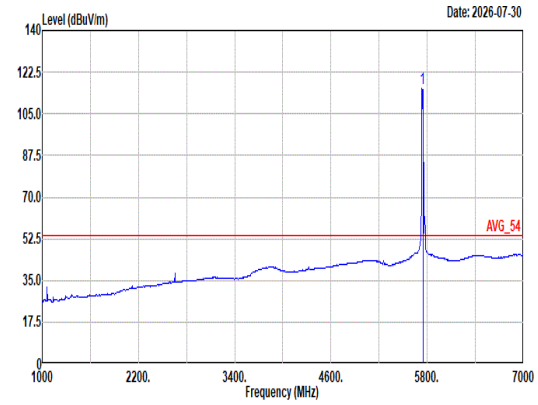 Site : 03CH22-HY Condition: AVG_54 3m DRH18-E_LE2C04A18EN_260520 HORIZONTAL : RBW:1000.000kHz VBW:0.010kHz SWT:Auto Freq Level Limit Line Margin Read Level Ant Factor Cable Loss Preamp Factor Aux Factor APos TPos Remark MHz dBuV/m dBuV/m dB dBuV dB/m dB dB dB cm deg 1 5745.00 115.72 ------ ------ 102.92 33.87 12.48 34.63 1.08 325 337 Average

Mode	67	
	Band Edge	
	U-NII-3_5.725-5.85_802.11be EHT20_CH149_Partial RU_26/0_5745MHz	
ANT	8+9	
Pol.	Vertical	Fundamental
Peak	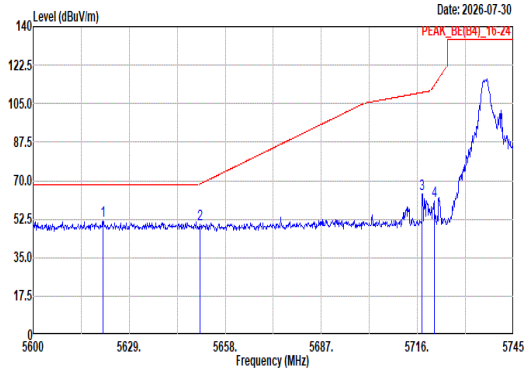 Site : 03CH22-HY Condition: PEAK_BE(B4)_16-24 3m DRH18-E_LE2C04A18EN_260520 VERTICAL : RBW:1000.000kHz VBW:3000.000kHz SWT:Auto Freq Level Limit Line Margin Read Level Ant Factor Cable Loss Preamp Factor Aux Factor APos TPos Remark MHz dBuV/m dBuV/m dB dBuV dB/m dB dB dB cm deg 1 5621.03 51.84 68.20 -16.36 39.65 33.40 12.43 34.53 0.89 368 241 Peak 2 5650.32 50.08 68.43 -18.35 37.86 33.40 12.44 34.56 0.94 368 241 Peak 3 5717.45 64.00 110.09 -46.09 51.26 33.83 12.47 34.62 1.06 368 241 Peak 4 5721.08 60.69 113.25 -52.56 47.94 33.84 12.47 34.62 1.06 368 241 Peak	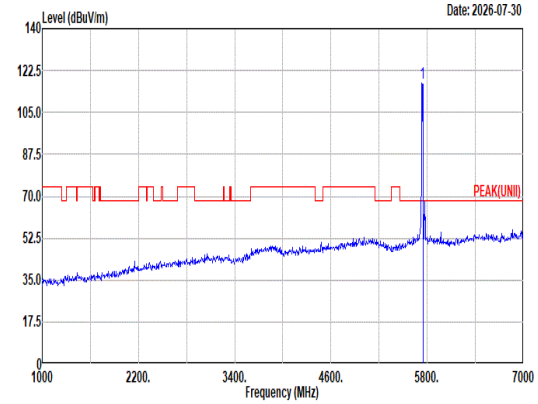 Site : 03CH22-HY Condition: PEAK(UNII) 3m DRH18-E_LE2C04A18EN_260520 VERTICAL : RBW:1000.000kHz VBW:3000.000kHz SWT:Auto Freq Level Limit Line Margin Read Level Ant Factor Cable Loss Preamp Factor Aux Factor APos TPos Remark MHz dBuV/m dBuV/m dB dBuV dB/m dB dB dB cm deg 1 5745.00 117.50 ------ ------ 104.70 33.87 12.48 34.63 1.08 368 241 Peak
Avg	Blank	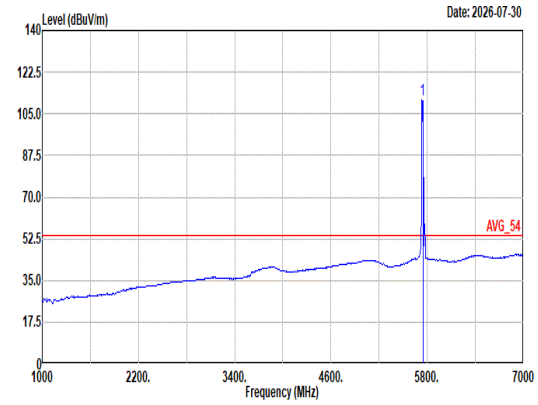 Site : 03CH22-HY Condition: AVG_54 3m DRH18-E_LE2C04A18EN_260520 VERTICAL : RBW:1000.000kHz VBW:0.010kHz SWT:Auto Freq Level Limit Line Margin Read Level Ant Factor Cable Loss Preamp Factor Aux Factor APos TPos Remark MHz dBuV/m dBuV/m dB dBuV dB/m dB dB dB cm deg 1 5745.00 110.94 ------ ------ 98.14 33.87 12.48 34.63 1.08 368 241 Average	

Mode	68	
	Band Edge	
	U-NII-3_5.725-5.85_802.11be EHT20_CH149_Partial RU_52/37_5745MHz	
ANT	8+9	
Pol.	Horizontal	Fundamental
Peak	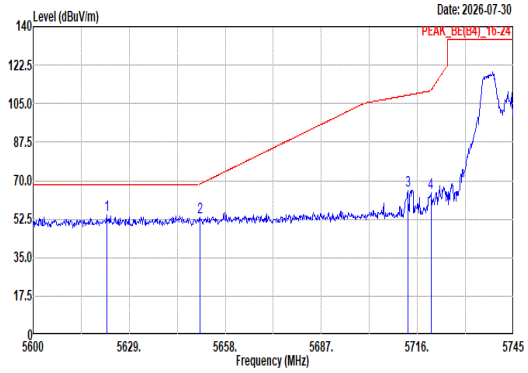 Site : 03CH22-HY Condition: PEAK_BE(B4)_16-24 3m DRH18-E_LE2C04A18EN_260520 HORIZONTAL : RBW:1000.000kHz VBW:3000.000kHz SWT:Auto Freq Level Limit Line Margin Read Level Ant Factor Cable Loss Preamp Factor Aux Factor APos TPos Remark MHz dBuV/m dBuV/m dB dBuV dB/m dB dB dB cm deg 1 5622.19 54.21 68.20 -13.99 42.02 33.40 12.43 34.53 0.89 300 343 Peak 2 5650.32 53.22 68.43 -15.21 41.00 33.40 12.44 34.56 0.94 300 343 Peak 3 5713.10 65.41 108.87 -43.46 52.67 33.83 12.47 34.61 1.05 300 343 Peak 4 5720.06 64.39 110.94 -46.55 51.64 33.84 12.47 34.62 1.06 300 343 Peak	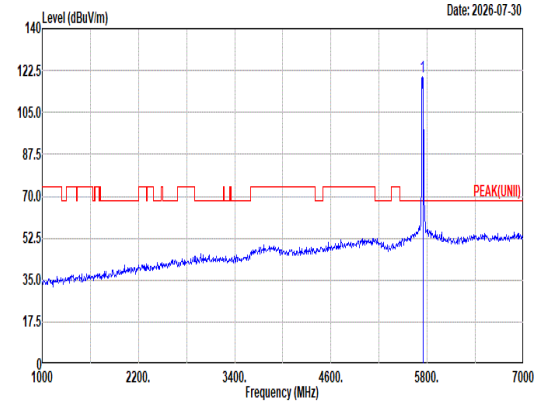 Site : 03CH22-HY Condition: PEAK(UNII) 3m DRH18-E_LE2C04A18EN_260520 HORIZONTAL : RBW:1000.000kHz VBW:3000.000kHz SWT:Auto Freq Level Limit Line Margin Read Level Ant Factor Cable Loss Preamp Factor Aux Factor APos TPos Remark MHz dBuV/m dBuV/m dB dBuV dB/m dB dB dB cm deg 1 5745.00 119.83 ------ ------ 107.01 33.88 12.48 34.64 1.10 300 343 Peak
Avg	Blank	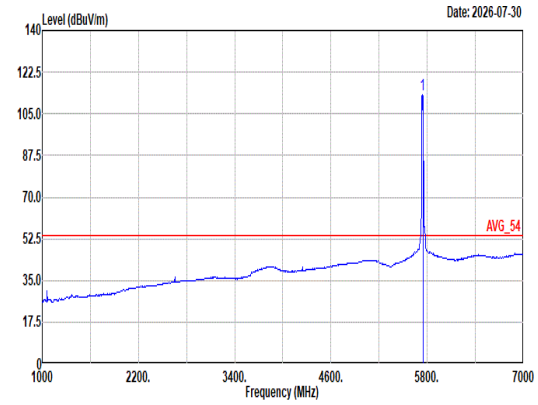 Site : 03CH22-HY Condition: AVG_54 3m DRH18-E_LE2C04A18EN_260520 HORIZONTAL : RBW:1000.000kHz VBW:0.010kHz SWT:Auto Freq Level Limit Line Margin Read Level Ant Factor Cable Loss Preamp Factor Aux Factor APos TPos Remark MHz dBuV/m dBuV/m dB dBuV dB/m dB dB dB cm deg 1 5745.00 112.84 ------ ------ 100.02 33.88 12.48 34.64 1.10 300 343 Average	

Mode	68
	Band Edge
	U-NII-3_5.725-5.85_802.11be EHT20_CH149_Partial RU_52/37_5745MHz
ANT	8+9

Pol.	Vertical	Fundamental
Peak	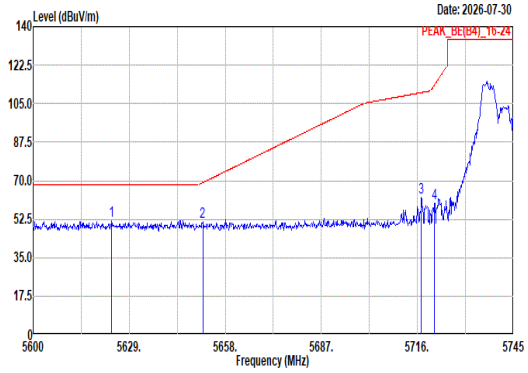 Site : 03CH22-HY Condition: PEAK_BE(B4)_16-24 3m DRH18-E_LE2C04A18EN_260520 VERTICAL : RBW:1000.000kHz VBW:3000.000kHz SWT:Auto Freq Level Limit Line Margin Read Level Ant Factor Cable Loss Preamp Factor Aux Factor APos TPos Remark MHz dBuV/m dBuV/m dB dBuV dB/m dB dB dB cm deg 1 5623.64 51.99 68.20 -16.21 39.80 33.40 12.43 34.53 0.89 367 242 Peak 2 5651.19 51.29 69.08 -17.79 39.06 33.41 12.44 34.56 0.94 367 242 Peak 3 5717.16 62.08 110.01 -47.93 49.34 33.83 12.47 34.62 1.06 367 242 Peak 4 5721.22 59.68 113.58 -53.90 46.93 33.84 12.47 34.62 1.06 367 242 Peak	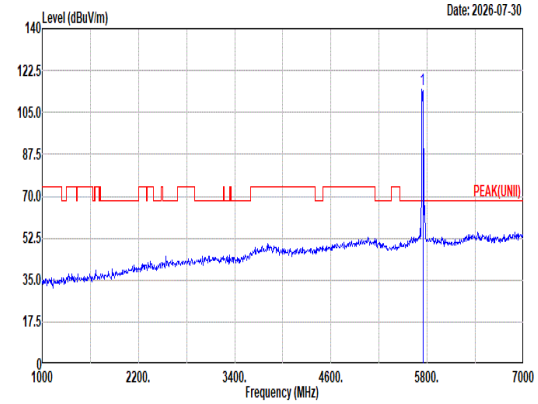 Site : 03CH22-HY Condition: PEAK(UNII) 3m DRH18-E_LE2C04A18EN_260520 VERTICAL : RBW:1000.000kHz VBW:3000.000kHz SWT:Auto Freq Level Limit Line Margin Read Level Ant Factor Cable Loss Preamp Factor Aux Factor APos TPos Remark MHz dBuV/m dBuV/m dB dBuV dB/m dB dB dB cm deg 1 5745.00 114.50 ------ ------ 101.70 33.87 12.48 34.63 1.08 367 242 Peak
Avg	Blank	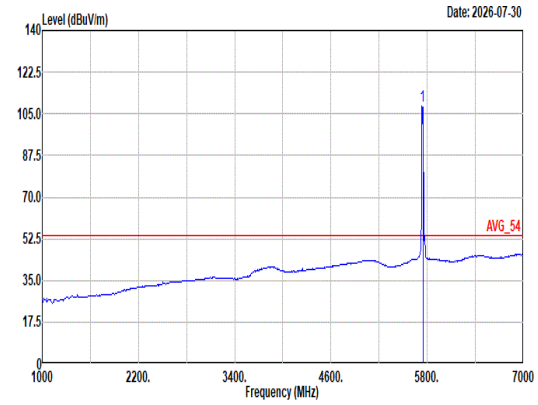 Site : 03CH22-HY Condition: AVG_54 3m DRH18-E_LE2C04A18EN_260520 VERTICAL : RBW:1000.000kHz VBW:0.010kHz SWT:Auto Freq Level Limit Line Margin Read Level Ant Factor Cable Loss Preamp Factor Aux Factor APos TPos Remark MHz dBuV/m dBuV/m dB dBuV dB/m dB dB dB cm deg 1 5745.00 108.19 ------ ------ 95.39 33.87 12.48 34.63 1.08 367 242 Average

Mode	69	
	Band Edge	
	U-NII-3_5.725-5.85_802.11be EHT20_CH149_Partial RU_106/53_5745MHz	
ANT	8+9	
Pol.	Horizontal	Fundamental
Peak	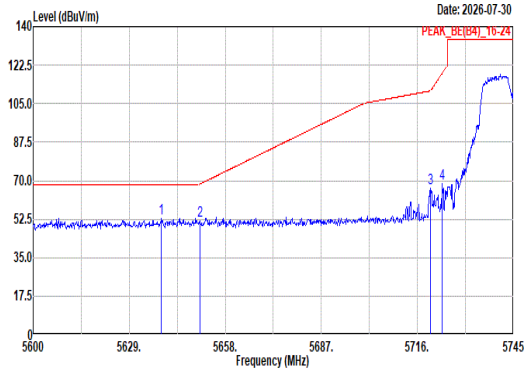 Site : 03CH22-HY Condition: PEAK_BE(B4)_16-24 3m DRH18-E_LE2C04A18EN_260520 HORIZONTAL : RBW:1000.000kHz VBW:3000.000kHz SWT:Auto Freq Level Limit Line Margin Read Level Ant Factor Cable Loss Preamp Factor Aux Factor APos TPos Remark MHz dBuV/m dBuV/m dB dBuV dB/m dB dB dB cm deg 1 5638.72 53.04 68.20 -15.16 40.82 33.40 12.44 34.54 0.92 313 347 Peak 2 5650.32 51.94 68.43 -16.49 39.72 33.40 12.44 34.56 0.94 313 347 Peak 3 5719.92 66.60 110.78 -44.18 53.85 33.84 12.47 34.62 1.06 313 347 Peak 4 5723.54 68.71 118.87 -50.16 55.93 33.85 12.48 34.62 1.07 313 347 Peak	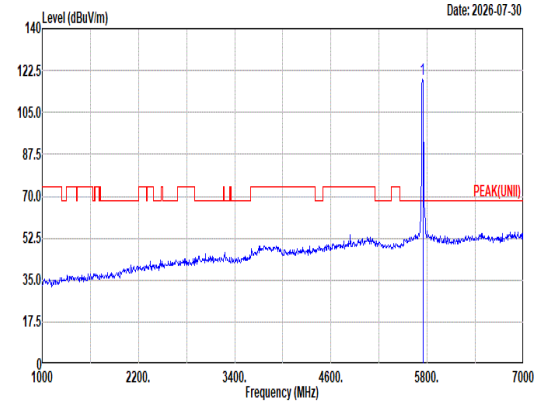 Site : 03CH22-HY Condition: PEAK(UNII) 3m DRH18-E_LE2C04A18EN_260520 HORIZONTAL : RBW:1000.000kHz VBW:3000.000kHz SWT:Auto Freq Level Limit Line Margin Read Level Ant Factor Cable Loss Preamp Factor Aux Factor APos TPos Remark MHz dBuV/m dBuV/m dB dBuV dB/m dB dB dB cm deg 1 5745.00 118.62 ------ ------ 105.80 33.88 12.48 34.64 1.10 313 347 Peak
Avg	Blank	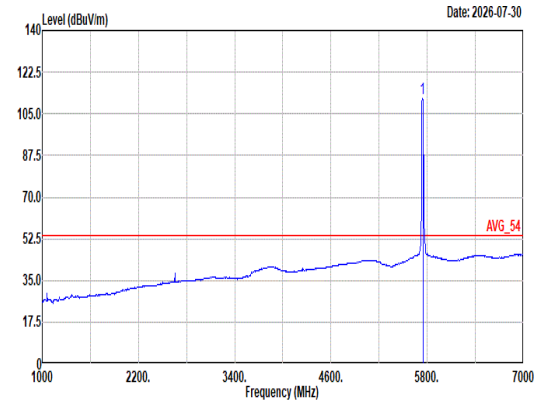 Site : 03CH22-HY Condition: AVG_54 3m DRH18-E_LE2C04A18EN_260520 HORIZONTAL : RBW:1000.000kHz VBW:0.010kHz SWT:Auto Freq Level Limit Line Margin Read Level Ant Factor Cable Loss Preamp Factor Aux Factor APos TPos Remark MHz dBuV/m dBuV/m dB dBuV dB/m dB dB dB cm deg 1 5745.00 111.51 ------ ------ 98.69 33.88 12.48 34.64 1.10 313 347 Average	

Mode	69	
	Band Edge	
	U-NII-3_5.725-5.85_802.11be EHT20_CH149_Partial RU_106/53_5745MHz	
ANT	8+9	
Pol.	Vertical	Fundamental
Peak	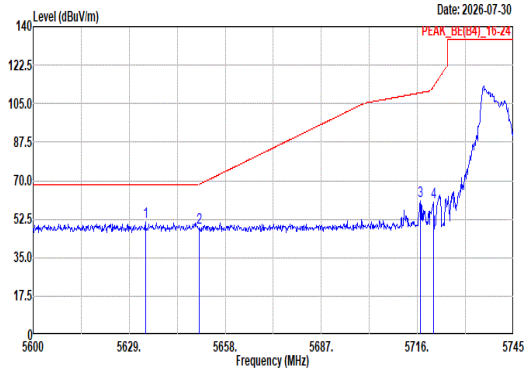 Site : 03CH22-HY Condition: PEAK_BE(B4)_16-24 3m DRH18-E_LE2C04A18EN_260520 VERTICAL : RBW:1000.000kHz VBW:3000.000kHz SWT:Auto Freq Level Limit Line Margin Read Level Ant Factor Cable Loss Preamp Factor Aux Factor APos TPos Remark MHz dBuV/m dBuV/m dB dBuV dB/m dB dB dB cm deg 1 5633.93 51.32 68.20 -16.88 39.11 33.40 12.44 34.54 0.91 367 252 Peak 2 5650.17 48.36 68.33 -19.97 36.14 33.40 12.44 34.56 0.94 367 252 Peak 3 5716.87 60.76 109.92 -49.16 48.03 33.83 12.47 34.62 1.05 367 252 Peak 4 5720.79 60.08 112.59 -52.51 47.33 33.84 12.47 34.62 1.06 367 252 Peak	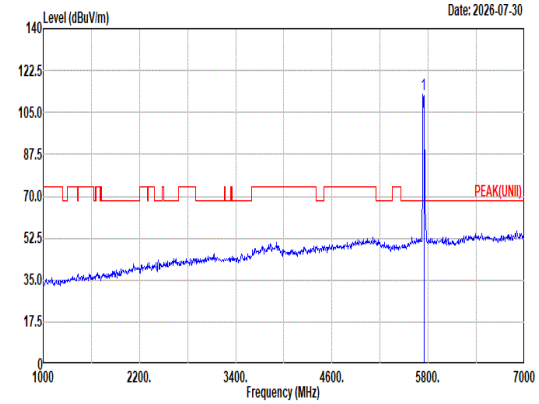 Site : 03CH22-HY Condition: PEAK(UNII) 3m DRH18-E_LE2C04A18EN_260520 VERTICAL : RBW:1000.000kHz VBW:3000.000kHz SWT:Auto Freq Level Limit Line Margin Read Level Ant Factor Cable Loss Preamp Factor Aux Factor APos TPos Remark MHz dBuV/m dBuV/m dB dBuV dB/m dB dB dB cm deg 1 5745.00 112.59 ------ ------ 99.79 33.87 12.48 34.63 1.08 367 252 Peak
Avg	Blank	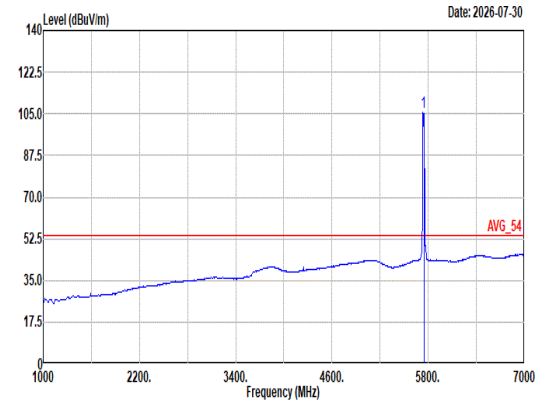 Site : 03CH22-HY Condition: AVG_54 3m DRH18-E_LE2C04A18EN_260520 VERTICAL : RBW:1000.000kHz VBW:0.010kHz SWT:Auto Freq Level Limit Line Margin Read Level Ant Factor Cable Loss Preamp Factor Aux Factor APos TPos Remark MHz dBuV/m dBuV/m dB dBuV dB/m dB dB dB cm deg 1 5745.00 105.42 ------ ------ 92.62 33.87 12.48 34.63 1.08 367 252 Average

Mode	70	
	Band Edge	
	U-NII-3_5.725-5.85_802.11be EHT20_CH165_Partial RU_26/8_5825MHz	
ANT	8+9	
Pol.	Horizontal	Fundamental
Peak	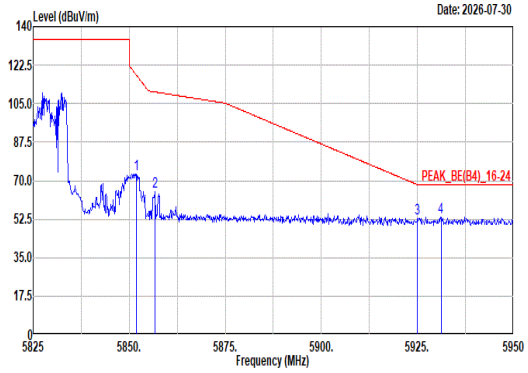 Site : 03CH22-HY Condition: PEAK_BE(B4)_16-24 3m DRH18-E_LE2C04A18EN_260520 HORIZONTAL : RBW:1000.000kHz VBW:3000.000kHz SWT:Auto Freq Level Limit Line Margin Read Level Ant Factor Cable Loss Preamp Factor Aux Factor APos TPos Remark MHz dBuV/m dBuV/m dB dBuV dB/m dB dB dB cm deg 1 5851.88 73.00 117.92 -44.92 60.01 34.00 12.60 34.74 1.13 235 328 Peak 2 5856.75 64.80 110.31 -45.51 51.80 34.00 12.61 34.74 1.13 235 328 Peak 3 5925.00 52.69 68.20 -15.51 39.67 34.05 12.73 34.80 1.04 235 328 Peak 4 5931.13 53.58 68.20 -14.62 40.56 34.06 12.74 34.81 1.03 235 328 Peak	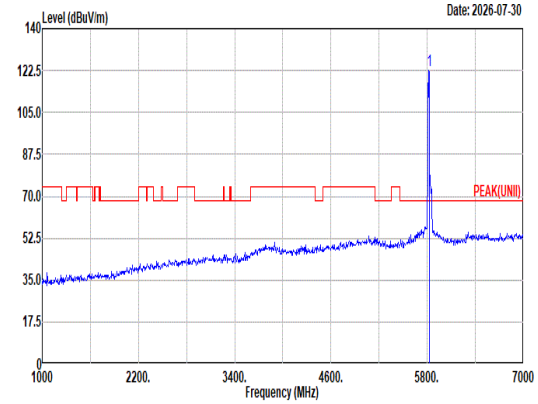 Site : 03CH22-HY Condition: PEAK(UNII) 3m DRH18-E_LE2C04A18EN_260520 HORIZONTAL : RBW:1000.000kHz VBW:3000.000kHz SWT:Auto Freq Level Limit Line Margin Read Level Ant Factor Cable Loss Preamp Factor Aux Factor APos TPos Remark MHz dBuV/m dBuV/m dB dBuV dB/m dB dB dB cm deg 1 5825.00 122.48 ------ ------ 109.47 34.00 12.54 34.71 1.18 235 328 Peak
Avg	Blank	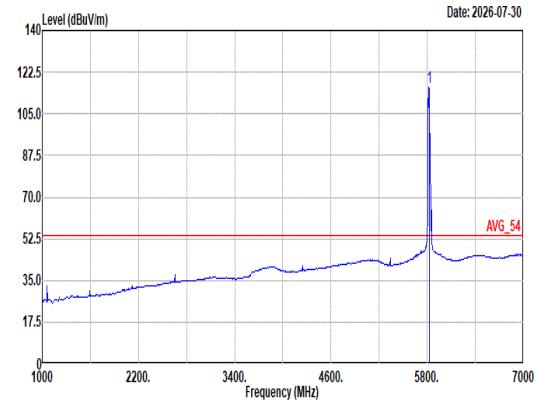 Site : 03CH22-HY Condition: AVG_54 3m DRH18-E_LE2C04A18EN_260520 HORIZONTAL : RBW:1000.000kHz VBW:0.010kHz SWT:Auto Freq Level Limit Line Margin Read Level Ant Factor Cable Loss Preamp Factor Aux Factor APos TPos Remark MHz dBuV/m dBuV/m dB dBuV dB/m dB dB dB cm deg 1 5825.00 116.08 ------ ------ 103.07 34.00 12.54 34.71 1.18 235 328 Average

Mode	70	
	Band Edge	
	U-NII-3_5.725-5.85_802.11be EHT20_CH165_Partial RU_26/8_5825MHz	
ANT	8+9	
Pol.	Vertical	Fundamental
Peak	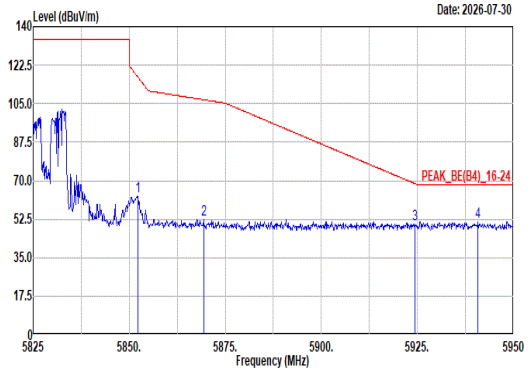 Site : 03CH22-HY Condition: PEAK_BE(B4)_16-24 3m DRH18-E_LE2C04A18EN_260520 VERTICAL : RBW:1000.000kHz VBW:3000.000kHz SWT:Auto Freq Level Limit Line Margin Read Level Ant Factor Cable Loss Preamp Factor Aux Factor APos TPos Remark MHz dBuV/m dBuV/m dB dBuV dB/m dB dB dB cm deg 1 5852.25 62.67 117.07 -54.40 49.68 34.00 12.60 34.74 1.13 381 30 Peak 2 5869.38 52.52 106.77 -54.25 39.53 34.00 12.63 34.75 1.11 381 30 Peak 3 5924.38 50.16 68.66 -18.50 37.14 34.05 12.73 34.80 1.04 381 30 Peak 4 5940.75 51.40 68.20 -16.80 38.36 34.08 12.76 34.82 1.02 381 30 Peak	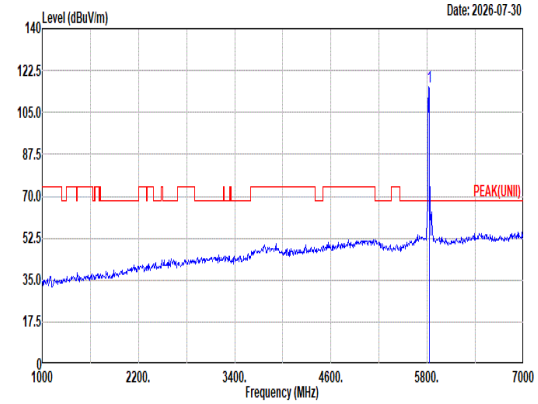 Site : 03CH22-HY Condition: PEAK(UNII) 3m DRH18-E_LE2C04A18EN_260520 VERTICAL : RBW:1000.000kHz VBW:3000.000kHz SWT:Auto Freq Level Limit Line Margin Read Level Ant Factor Cable Loss Preamp Factor Aux Factor APos TPos Remark MHz dBuV/m dBuV/m dB dBuV dB/m dB dB dB cm deg 1 5825.00 115.68 ------ ------ 102.67 34.00 12.54 34.71 1.18 381 30 Peak
Avg	Blank	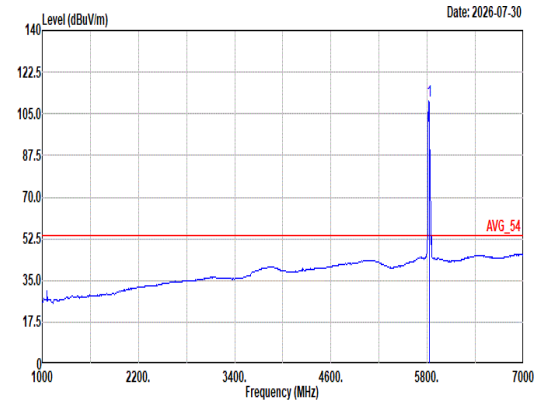 Site : 03CH22-HY Condition: AVG_54 3m DRH18-E_LE2C04A18EN_260520 VERTICAL : RBW:1000.000kHz VBW:0.010kHz SWT:Auto Freq Level Limit Line Margin Read Level Ant Factor Cable Loss Preamp Factor Aux Factor APos TPos Remark MHz dBuV/m dBuV/m dB dBuV dB/m dB dB dB cm deg 1 5825.00 110.50 ------ ------ 97.49 34.00 12.54 34.71 1.18 381 30 Average	

Mode	71
	Band Edge
	U-NII-3_5.725-5.85_802.11be EHT20_CH165_Partial RU_52/40_5825MHz
ANT	8+9

Pol.	Horizontal	Fundamental
Peak	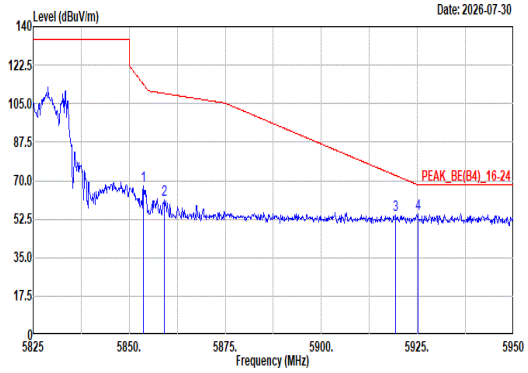 Site : 03CH22-HY Condition: PEAK_BE(B4)_16-24 3m DRH18-E_LE2C04A18EN_260520 HORIZONTAL : RBW:1000.000kHz VBW:3000.000kHz SWT:Auto Freq Level Limit Line Margin Read Level Ant Factor Cable Loss Preamp Factor Aux Factor APos TPos Remark MHz dBuV/m dBuV/m dB dBuV dB/m dB dB dB cm deg 1 5853.75 67.65 113.65 -46.00 54.66 34.00 12.60 34.74 1.13 305 342 Peak 2 5859.13 61.15 109.64 -48.49 48.16 34.00 12.61 34.74 1.12 305 342 Peak 3 5919.25 54.36 72.44 -18.08 41.36 34.04 12.72 34.80 1.04 305 342 Peak 4 5925.13 54.88 68.20 -13.32 41.86 34.05 12.73 34.80 1.04 305 342 Peak	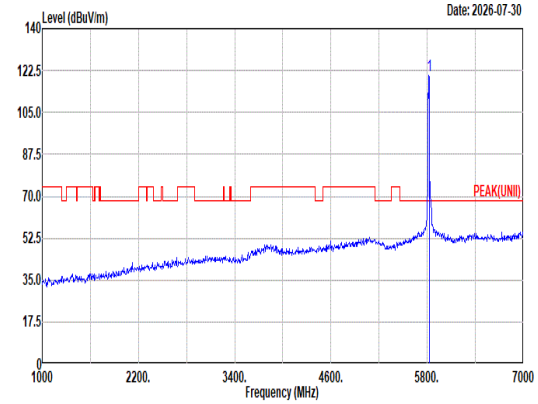 Site : 03CH22-HY Condition: PEAK(UNII) 3m DRH18-E_LE2C04A18EN_260520 HORIZONTAL : RBW:1000.000kHz VBW:3000.000kHz SWT:Auto Freq Level Limit Line Margin Read Level Ant Factor Cable Loss Preamp Factor Aux Factor APos TPos Remark MHz dBuV/m dBuV/m dB dBuV dB/m dB dB dB cm deg 1 5825.00 120.61 ------ ------ 107.60 34.00 12.54 34.71 1.18 305 342 Peak
Avg	Blank	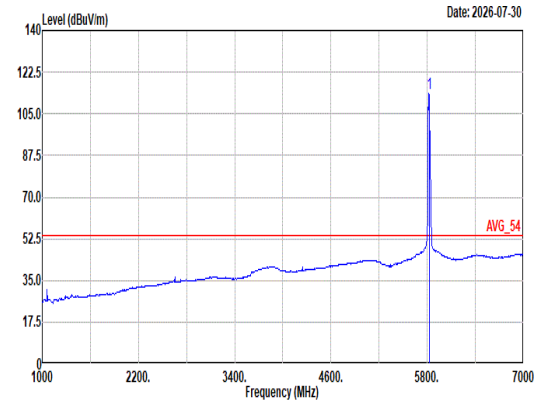 Site : 03CH22-HY Condition: AVG_54 3m DRH18-E_LE2C04A18EN_260520 HORIZONTAL : RBW:1000.000kHz VBW:0.010kHz SWT:Auto Freq Level Limit Line Margin Read Level Ant Factor Cable Loss Preamp Factor Aux Factor APos TPos Remark MHz dBuV/m dBuV/m dB dBuV dB/m dB dB dB cm deg 1 5825.00 113.42 ------ ------ 100.41 34.00 12.54 34.71 1.18 305 342 Average

Mode	71	
	Band Edge	
	U-NII-3_5.725-5.85_802.11be EHT20_CH165_Partial RU_52/40_5825MHz	
ANT	8+9	
Pol.	Vertical	Fundamental
Peak	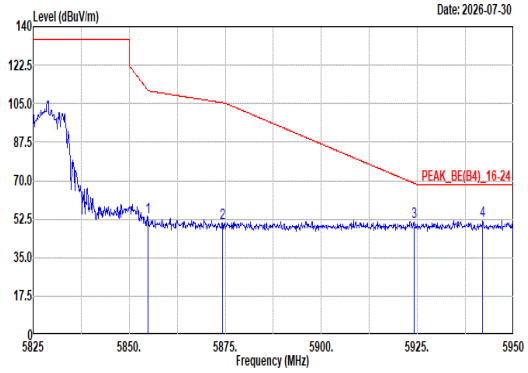 Site : 03CH22-HY Condition: PEAK_BE(B4)_16-24 3m DRH18-E_LE2C04A18EN_260520 VERTICAL : RBW:1000.000kHz VBW:3000.000kHz SWT:Auto Freq Level Limit Line Margin Read Level Ant Factor Cable Loss Preamp Factor Aux Factor APos TPos Remark 1 5854.88 53.42 111.08 -57.66 40.42 34.00 12.61 34.74 1.13 380 32 Peak 2 5874.25 50.93 105.41 -54.48 37.95 34.00 12.64 34.76 1.10 380 32 Peak 3 5924.13 51.20 68.84 -17.64 38.18 34.05 12.73 34.80 1.04 380 32 Peak 4 5942.00 51.85 68.20 -16.35 38.81 34.08 12.76 34.82 1.02 380 32 Peak	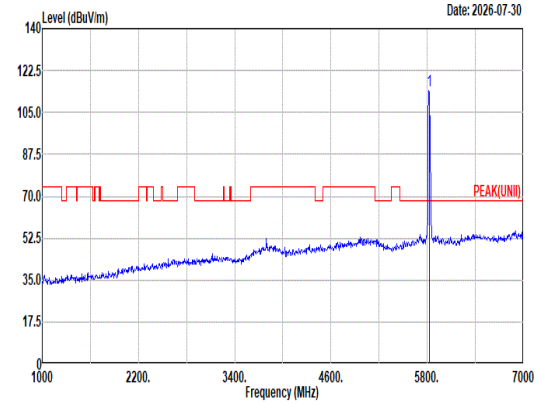 Site : 03CH22-HY Condition: PEAK(UNII) 3m DRH18-E_LE2C04A18EN_260520 VERTICAL : RBW:1000.000kHz VBW:3000.000kHz SWT:Auto Freq Level Limit Line Margin Read Level Ant Factor Cable Loss Preamp Factor Aux Factor APos TPos Remark 1 5825.00 114.02 ------ ------ 101.01 34.00 12.54 34.71 1.18 380 32 Peak
Avg	Blank	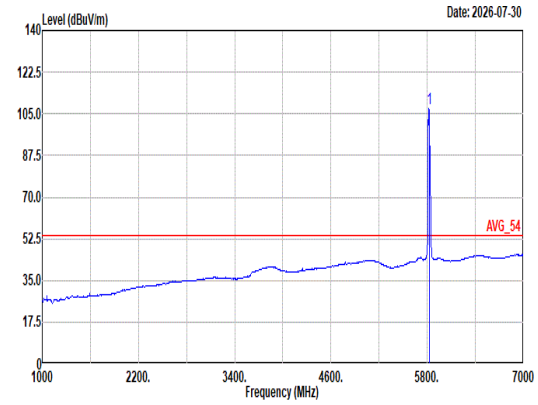 Site : 03CH22-HY Condition: AVG_54 3m DRH18-E_LE2C04A18EN_260520 VERTICAL : RBW:1000.000kHz VBW:0.010kHz SWT:Auto Freq Level Limit Line Margin Read Level Ant Factor Cable Loss Preamp Factor Aux Factor APos TPos Remark 1 5825.00 107.09 ------ ------ 94.08 34.00 12.54 34.71 1.18 380 32 Average

Mode	72
	Band Edge
	U-NII-3_5.725-5.85_802.11be EHT20_CH165_Partial RU_106/54_5825MHz
ANT	8+9

Pol.	Horizontal	Fundamental
Peak	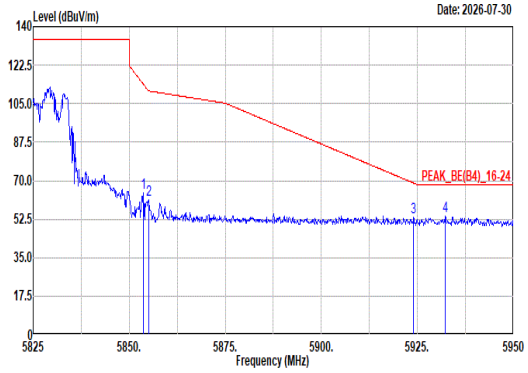 Site : 03CH22-HY Condition: PEAK_BE(B4)_16-24 3m DRH18-E_LE2C04A18EN_260520 HORIZONTAL : RBW:1000.000kHz VBW:3000.000kHz SWT:Auto Freq Level Limit Line Margin Read Level Ant Factor Cable Loss Preamp Factor Aux Factor APos TPos Remark MHz dBuV/m dBuV/m dB dBuV dB/m dB dB dB cm deg 1 5853.75 64.45 113.65 -49.20 51.46 34.00 12.60 34.74 1.13 306 349 Peak 2 5855.13 61.21 110.76 -49.55 48.21 34.00 12.61 34.74 1.13 306 349 Peak 3 5924.00 53.27 68.94 -15.67 40.25 34.05 12.73 34.80 1.04 306 349 Peak 4 5932.25 53.71 68.20 -14.49 40.69 34.06 12.74 34.81 1.03 306 349 Peak	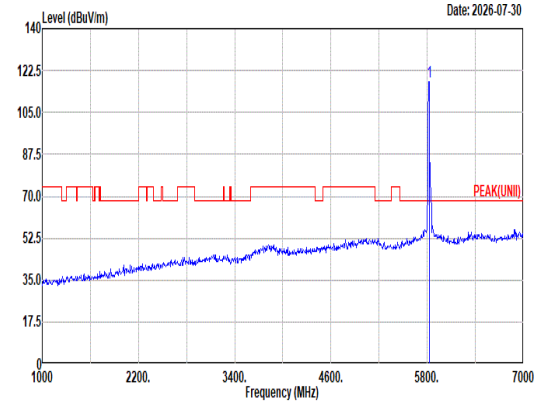 Site : 03CH22-HY Condition: PEAK(UNII) 3m DRH18-E_LE2C04A18EN_260520 HORIZONTAL : RBW:1000.000kHz VBW:3000.000kHz SWT:Auto Freq Level Limit Line Margin Read Level Ant Factor Cable Loss Preamp Factor Aux Factor APos TPos Remark MHz dBuV/m dBuV/m dB dBuV dB/m dB dB dB cm deg 1 5825.00 117.67 ------ ------ 104.66 34.00 12.55 34.71 1.17 306 349 Peak
Avg	Blank	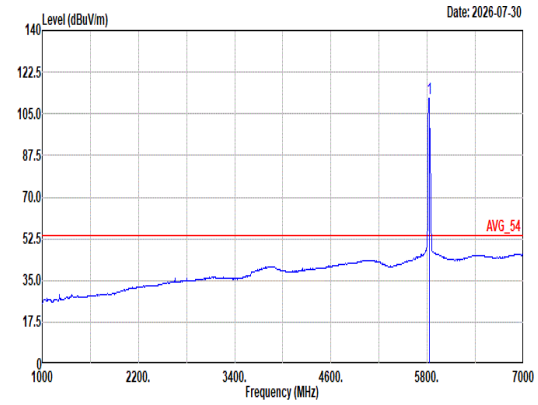 Site : 03CH22-HY Condition: AVG_54 3m DRH18-E_LE2C04A18EN_260520 HORIZONTAL : RBW:1000.000kHz VBW:0.010kHz SWT:Auto Freq Level Limit Line Margin Read Level Ant Factor Cable Loss Preamp Factor Aux Factor APos TPos Remark MHz dBuV/m dBuV/m dB dBuV dB/m dB dB dB cm deg 1 5825.00 111.66 ------ ------ 98.65 34.00 12.55 34.71 1.17 306 349 Average

Mode	72	
	Band Edge	
	U-NII-3_5.725-5.85_802.11be EHT20_CH165_Partial RU_106/54_5825MHz	
ANT	8+9	
Pol.	Vertical	Fundamental
Peak	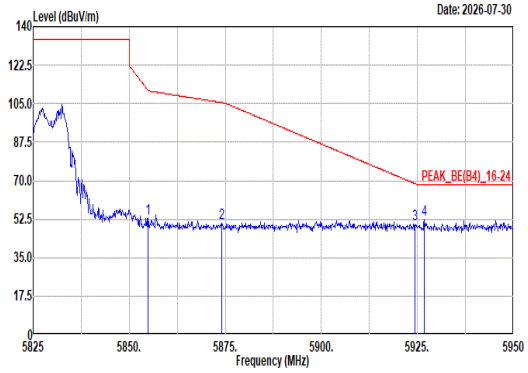 Site : 03CH22-HY Condition: PEAK_BE(B4)_16-24 3m DRH18-E_LE2C04A18EN_260520 VERTICAL : RBW:1000.000kHz VBW:3000.000kHz SWT:Auto Freq Level Limit Line Margin Read Level Ant Factor Cable Loss Preamp Factor Aux Factor APos TPos Remark MHz dBuV/m dBuV/m dB dBuV dB/m dB dB dB cm deg 1 5854.88 52.87 111.08 -58.21 39.87 34.00 12.61 34.74 1.13 300 228 Peak 2 5874.00 50.73 105.48 -54.75 37.75 34.00 12.64 34.76 1.10 300 228 Peak 3 5924.38 50.34 68.66 -18.32 37.32 34.05 12.73 34.80 1.04 300 228 Peak 4 5926.75 52.10 68.20 -16.10 39.08 34.05 12.73 34.80 1.04 300 228 Peak	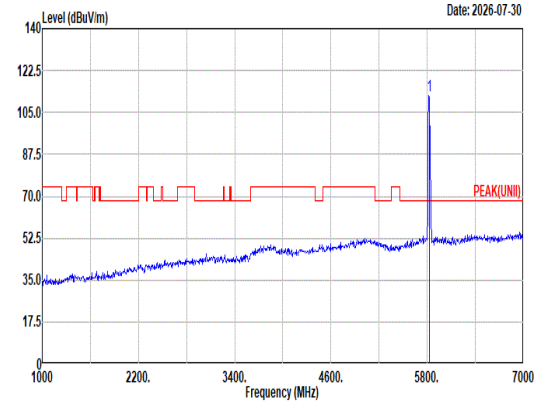 Site : 03CH22-HY Condition: PEAK(UNII) 3m DRH18-E_LE2C04A18EN_260520 VERTICAL : RBW:1000.000kHz VBW:3000.000kHz SWT:Auto Freq Level Limit Line Margin Read Level Ant Factor Cable Loss Preamp Factor Aux Factor APos TPos Remark MHz dBuV/m dBuV/m dB dBuV dB/m dB dB dB cm deg 1 5825.00 111.78 ------ ------ 98.77 34.00 12.54 34.71 1.18 300 228 Peak
Avg	Blank	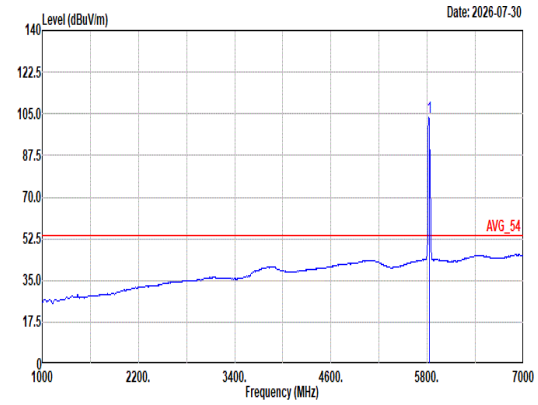 Site : 03CH22-HY Condition: AVG_54 3m DRH18-E_LE2C04A18EN_260520 VERTICAL : RBW:1000.000kHz VBW:0.010kHz SWT:Auto Freq Level Limit Line Margin Read Level Ant Factor Cable Loss Preamp Factor Aux Factor APos TPos Remark MHz dBuV/m dBuV/m dB dBuV dB/m dB dB dB cm deg 1 5825.00 103.64 ------ ------ 90.63 34.00 12.54 34.71 1.18 300 228 Average

Mode	73	
	LF	
	U-NII-3_5.725-5.85_802.11be EHT80_CH155_5775MHz	
ANT	8+9	
Pol.	Horizontal	Vertical
QP/ Peak	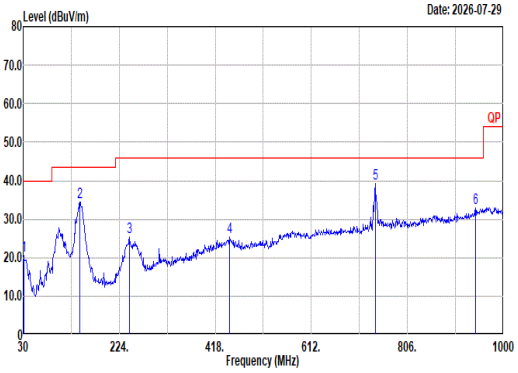 Site : 03CH22-HY Condition: QP 3m Bilog_63304_251126 HORIZONTAL	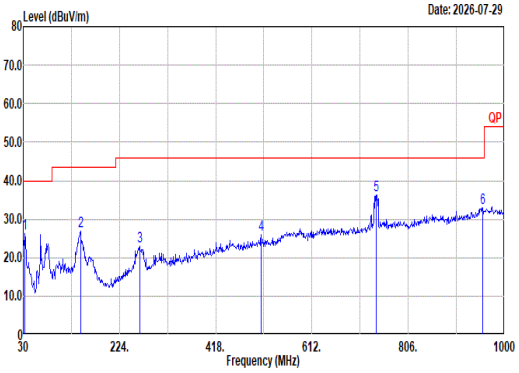 Site : 03CH22-HY Condition: QP 3m Bilog_63304_251126 VERTICAL

Horizontal:

	Freq	Level	Limit Line	Margin	Read Level	Ant Factor	Cable Loss	Preamp Factor	Aux Factor	APos	TPos	Remark
	MHz	dBuV/m	dBuV/m	dB	dBuV	dB/m	dB	dB	dB	cm	deg	
1	30.97	20.49	40.00	-19.51	28.69	23.41	0.84	32.62	0.17	--	--	Peak
2	144.46	34.46	43.50	-9.04	47.43	17.50	1.95	32.62	0.20	--	--	Peak
3	244.37	25.40	46.00	-20.60	37.57	17.71	2.57	32.60	0.15	--	--	Peak
4	446.13	25.29	46.00	-20.71	31.49	22.85	3.51	32.72	0.16	--	--	Peak
5	741.01	39.25	46.00	-6.75	39.14	27.93	4.49	32.56	0.25	--	--	Peak
6	943.74	32.78	46.00	-13.22	28.50	30.21	5.08	31.31	0.30	--	--	Peak

Vertical:

	Freq	Level	Limit Line	Margin	Read Level	Ant Factor	Cable Loss	Preamp Factor	Aux Factor	APos	TPos	Remark
	MHz	dBuV/m	dBuV/m	dB	dBuV	dB/m	dB	dB	dB	cm	deg	
1	33.88	26.27	40.00	-13.73	35.53	22.26	0.91	32.61	0.18	--	--	Peak
2	145.43	26.79	43.50	-16.71	39.80	17.44	1.96	32.61	0.20	--	--	Peak
3	264.74	22.98	46.00	-23.02	32.85	19.91	2.68	32.61	0.15	--	--	Peak
4	509.18	25.91	46.00	-20.09	30.56	24.11	3.72	32.75	0.27	--	--	Peak
5	741.98	36.27	46.00	-9.73	36.17	27.91	4.49	32.56	0.26	--	--	Peak
6	956.35	32.95	46.00	-13.05	27.86	30.84	5.11	31.18	0.32	--	--	Peak

Mode	74	
	SHF	
	U-NII-3_5.725-5.85_802.11be EHT80_CH155_5775MHz	
ANT	8+9	
Pol.	Horizontal	Vertical
Peak	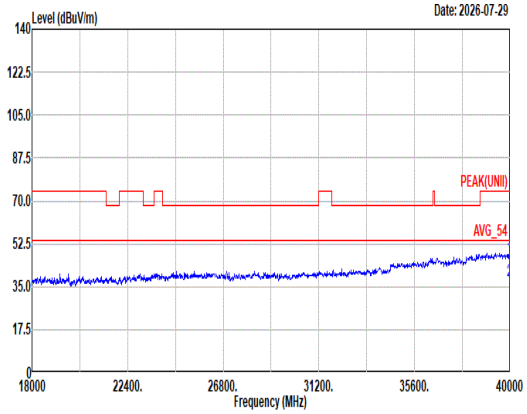 Site : 03CH22-HY Condition: PEAK(UNII) 1m SHF_00994_260123 HORIZONTAL Freq Level Limit Line Margin Read Level Ant Factor Cable Loss Preamp Factor Aux Factor APos TPos Remark MHz dBuV/m dBuV/m dB dBuV dB/m dB dB dB cm deg 1 39968.40 47.14 74.00 -26.86 39.90 44.40 34.85 62.47 -9.54 -- -- PEAK 2 39968.40 37.73 54.00 -16.27 30.49 44.40 34.85 62.47 -9.54 -- -- Average	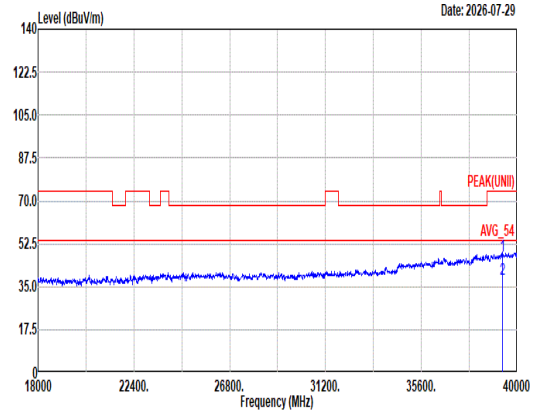 Site : 03CH22-HY Condition: PEAK(UNII) 1m SHF_00994_260123 VERTICAL Freq Level Limit Line Margin Read Level Ant Factor Cable Loss Preamp Factor Aux Factor APos TPos Remark MHz dBuV/m dBuV/m dB dBuV dB/m dB dB dB cm deg 1 39328.28 47.68 74.00 -26.32 40.22 44.58 34.42 62.00 -9.54 -- -- PEAK 2 39328.28 38.23 54.00 -15.77 30.77 44.58 34.42 62.00 -9.54 -- -- Average

Appendix D. Duty Cycle Plots

Band	Duty Cycle(%)	T(us)	1/T(kHz)	VBW Setting
802.11a	99.15	-	-	10Hz
5GHz 802.11be EHT20 Full RU	99.63	-	-	10Hz
5GHz 802.11be EHT20 26 RU	98.02	-	-	10Hz
5GHz 802.11be EHT20 52 RU	98.35	-	-	10Hz
5GHz 802.11be EHT20 106 RU	98.08	-	-	10Hz
5GHz 802.11be EHT40 Full RU	99.45	-	-	10Hz
5GHz 802.11be EHT80 Full RU	100.00	-	-	10Hz
5GHz 802.11be EHT160 Full RU	100.00	-	-	10Hz

MIMO <Ant.8+9>

802.11a

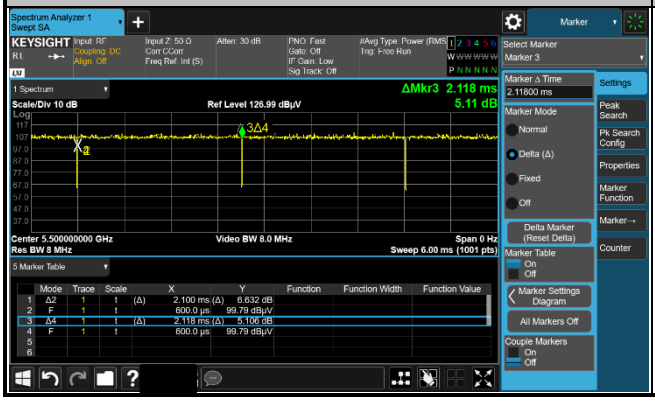

5GHz 802.11be EHT20 Full RU

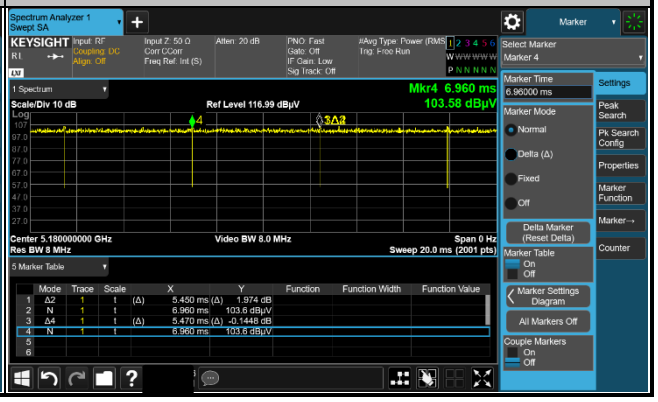

5GHz 802.11be EHT20 26 RU

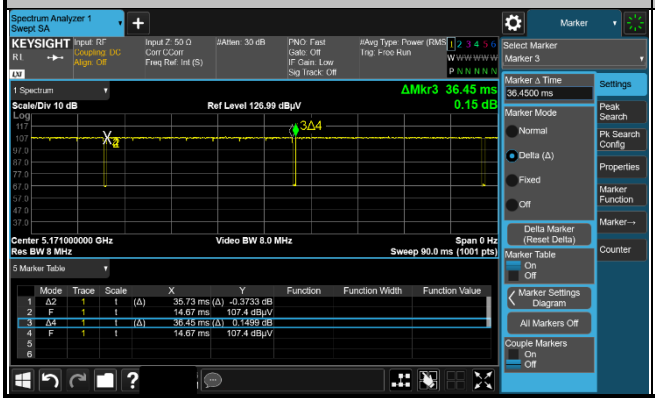

5GHz 802.11be EHT20 52 RU

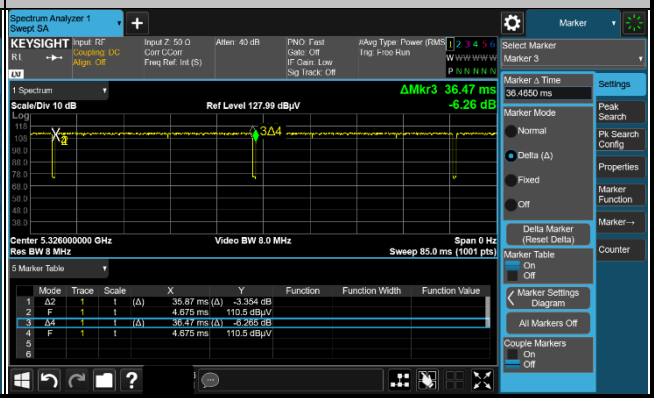

5GHz 802.11be EHT20 106 RU

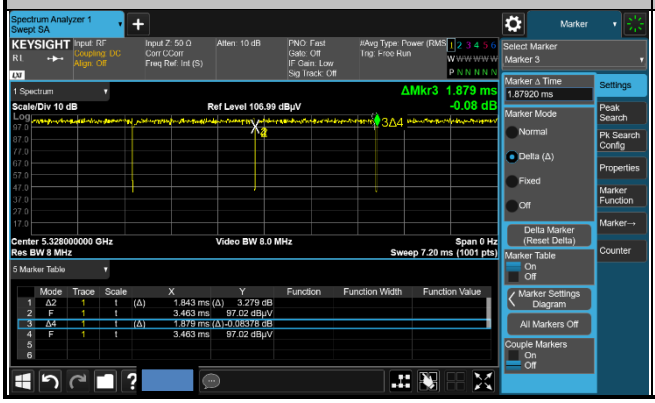

5GHz 802.11be EHT40 Full RU

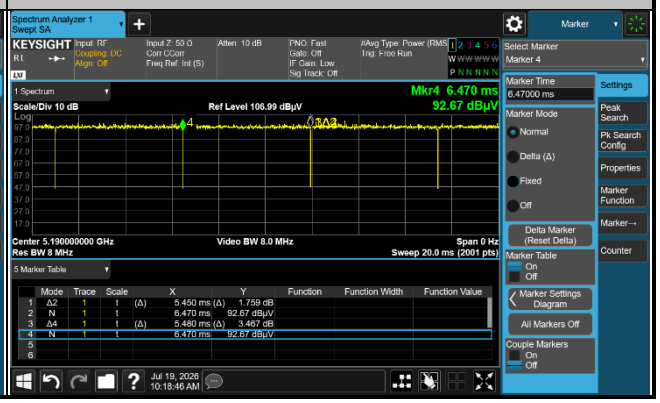

5GHz 802.11be EHT80 Full RU

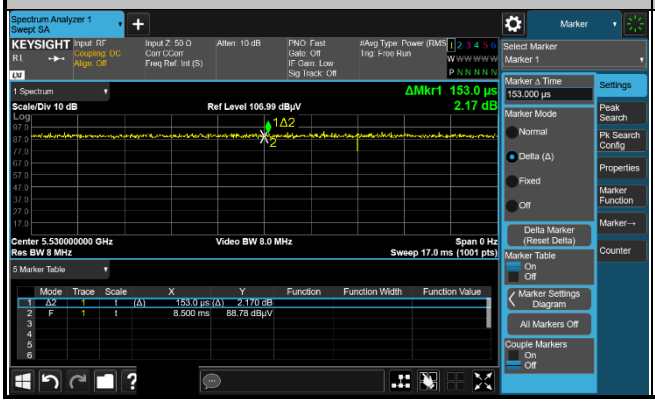

5GHz 802.11be EHT160 Full RU

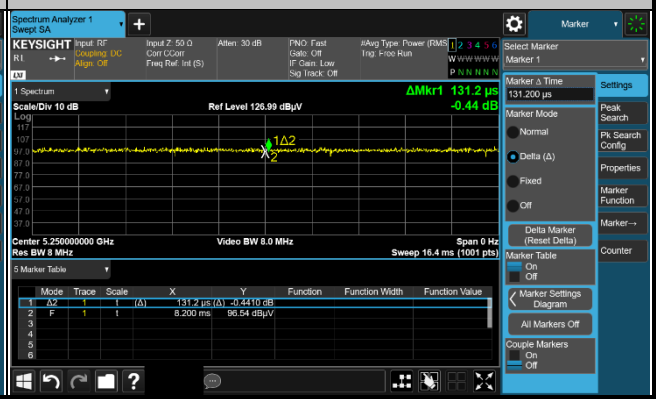

——THE END——