06.11.01.
M808T/虎八兔(OEM Keysla)/FOPATO-F03/说明书 尺寸70x105mm展开280x105mm材质120克铜板纸 双面双色印刷风琴折(折叠整齐)

Keysla

+ BT

User Manual

M01

Wireless Vertical Mouse

www.keysla.com

support@keysla.com

Thank you for using keysla mouse product.
Please read the product manual carefully before using this product.

Packaging contents

1. Wireless Mouse
2. Receiver
3. Manual
4. Battery

Specification

Battery	: 1*AA battery
DPI	: 1000-1600-2400
key life	: 5 million times
Mouse size	: 111.58*77.37*73.97±5mm
6-button	: left button, right button, scroll wheel, forward button, back button, DPI switch button

2.4G Wireless connection

1. Insert the battery(confirm the positive and negative poles), turn the power switch to "ON"
2. Press the bottom mode switch button of mouse until( )light up to enter 2.4G USB mode

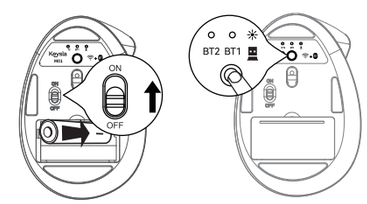

3. Take out the receiver
4. Insert the computer USB port

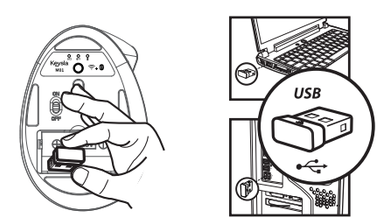

Bluetooth connection

1. Insert the battery(confirm the positive and negative poles), turn the power switch to "ON"
2. Press the mode switch button and switch to BT1 or BT2 mode, the white light flashes slowly

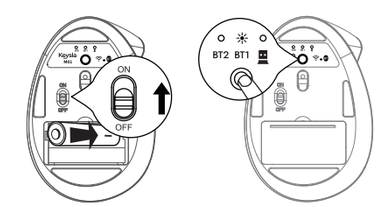

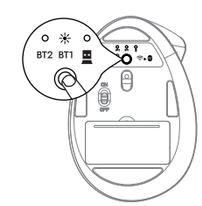

3. Press and hold the mode switch button for 3~5 seconds until the white light flashes quickly, then the mouse enters the Bluetooth pairing mode.

Mode switching

After BT1,BT2 and 2.4G connection, press the mode switch button at the bottom of the mouse to easily switch between devices of several modes

Bluetooth 1 device connection

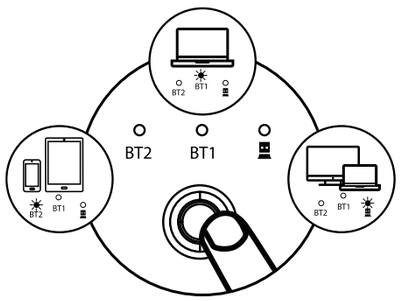

Bluetooth 2 device connection

2.4G device connection

Short press the bottom button of the mouse to easily switch between 3 devices

Compatible system

2.4G or BT3.0 mode:
Windows XP / Win7 / Win8 / Win10 / Win11 / Mac OS X10.4 or above
BT5.0 mode:
Win8 / Win10 / Win11 / Mac Os X10.4 or above

ETOK TECHNOLOGY(HK)LIMITED
Room 802, 8th Floor, Yasuda Centre 1 Shuangxi Street, San Po Kong, Hong Kong

Web:www.keysla.com
Service:support@keysla.com

廢電池
請回收

Execution Standard
Mouse:GB/T26245-2010

Keysla

WARRANTY CARD	
ATTENTIONS:	
-Please fill the card and send it to your reseller together with the product if your product's warranty is valid. -For any returns, kindly reach out to our support team first. We're here to help. -Email:support@keysla.com	
Purchase Platform	
Date of Purchase:	
Product Name (Model) :	
Order Number:	
Return Reason:	
Customer Name:	
TEL:	
E-mail:	
Address:	

FCC Warning

This device complies with Part 15 of the FCC Rules. Operation is subject to the following two conditions:
(1) This device may not cause harmful interference, and (2) this device must accept any interference received, including interference that may cause undesired operation.

NOTE 1: This equipment has been tested and found to comply with the limits for a Class B digital device, pursuant to part 15 of the FCC Rules. These limits are designed to provide reasonable protection against harmful interference in a residential installation. This equipment generates, uses and can radiate radio frequency energy and, if not installed and used in accordance with the instructions, may cause harmful interference to radio communications. However, there is no guarantee that interference will not occur in a particular installation. If this equipment does cause harmful interference to radio or television reception, which can be determined by turning the equipment off and on, the user is encouraged to try to correct the interference by one or more of the following measures:
- Reorient or relocate the receiving antenna.
- Increase the separation between the equipment and receiver.
-Connect the equipment into an outlet on a circuit different from that to which the receiver is connected.
-Consult the dealer or an experienced radio/TV technician for help.

NOTE 2: Any changes or modifications to this unit not expressly approved by the party responsible for compliance could void the user's authority to operate the equipment.

The device has been evaluated to meet general RF exposure requirement. The device can be used in portable exposure condition without restriction.