K-Snake

使用说明书

User's manual

产品特性

两种无线连接模式:2.4G/双BT

98键简约布局

可充电设计(Type-C)

LED灯光

支持系统:WinXP/ Win7/ Win8/ Win10/Android/苹果等操作系统

可根据客户需求定制78/87/104等不同键序的按键数目需求,支持多国语言版本

键盘灯光调节

 = 开启/关闭灯光

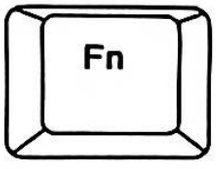 +  = 开启/关闭灯光呼吸模式

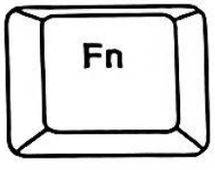 +  = 灯光亮度增加

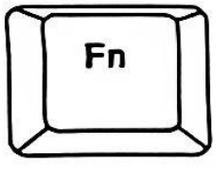 + = 灯光亮度降低

2.4G连接方法

①.将键盘开关拨动至“ON”处

②.将USB接收器接入电脑USB端口

③.按键盘组合键FN+1进入2.4G模式

④.静待系统自动运行一会儿即可使用

BT连接方法

①.将键盘开关拨动至“ON”处

②.按键盘组合键FN+2/FN+3进行配对

③.配对成功后即可使用

Keyboard features

Two wireless connection modes: 2.4G/dual BT

98 key minimalist layout

Rechargeable Design (Type-C)

LED lighting

Support systems: WinXP/Win7/Win8/Win10/Android/Apple and other operating systems

The number of buttons in different key sequences such as 78/87/104 can be customized according to customer needs, supporting multiple language versions

Keyboard light adjustment

= Turn on/off lights

Fn + = Turn on/off light breathing mode

Fn + PG Up ☼+ = Increase in light brightness

Fn + PG Dn ☼− = Reduced light brjghtness

2.4G Connection Method

① Turn the keyboard switch to "ON"

② Connect the USB receiver to the computer USB port

③ Press the keyboard FN+1 to enter 2.4G mode

④ Wait for the system to automatically run for a while before it can be used

BT Connection Method

① Turn the keyboard switch to "ON"

② Press the keyboard combination key FN+2/FN+3 to pair

③ After successful pairing, it can be used

FCC Statement:
This device complies with part 15 of the FCC Rules. Operation is subject to the following
two conditions:
(1) This device may not cause harmful interference, and
(2) this device must accept any interference received, including interference that may
cause undesired operation.
This equipment has been tested and found to comply with the limits for a Class B digital
device, pursuant to part 15 of the FCC Rules. These limits are designed to
provide reasonable protection against harmful interference in a residential
installation. This equipment generates, uses and can radiate radio frequency energy
and, if not installed and used in accordance with the instructions, may cause harmful
interference to radio communications. However, there is no guarant ee that
interference will not occur in a particular installation. If this equipment does cause
harmful interference to radio or television reception, which can be determined by
turning the equipment off and on, the user is encouraged to try to correct the
interference by one or more of the following measures:
—Reorient or relocate the receiving antenna.
—Increase the separation between the equipment and receiver.
—Connect the equipment into an outlet on a circuit different from that to which
the receiver is connected.
—Consult the dealer or an experienced radio/TV technician for help.
Caution: Any changes or modifications not expressly approved by the party responsible
for compliance could void the user's authority to operate the equipment.
This equipment complies with FCC radiation exposure limits set forth for an
uncontrolled environm ent. This transmitter must not be co-located or operating in
conjunction with any other antenna or transmitter.

产品保修凭证/Product warranty certificate

产品自售出日起，正常使用情况下如发生硬件故障可享受12个月的免费保修，若属于以下因素，将不予保修，如需维修服务，本公司将有权收取维修费用

1.以外事故、地震、火灾、水灾、闪电或其它自然灾害，未经授权的产品修改造成的损坏
2.被未经本公司授权的人员修复或试图修复过
3.本产品售出后因运输而造成的损坏
4.物理损坏，包括用户移动或安装产品时造成的损坏
5.使用不符合本公司技术规格的代用品或部件所致
6.正常损耗
7.与产品质量无关的其他原因所致以上条款最终解释权归本公司所有

From the date of sale, the product can enjoy a 12-month free warranty in case of hardware failure under normal use

The following factors will not be guaranteed. If maintenance service is required, the company will have the right to charge maintenance fees

1. Damage caused by accident, earthquake, fire, flood, lightning or other natural disasters and unauthorized product modification
2. Repaired or attempted to be repaired by personnel not authorized by the company
3. Damage caused by transportation after the product is sold
4. Physical damage, including damage caused when the user moves or installs the product
5. Caused by the use of substitutes or components that do not meet the technical specifications of the company
6. Normal loss
7. Other reasons unrelated to product quality, the company reserves the right of final interpretation of the above terms

产品维修登记表/ Product maintenance registration form			
序号 serial number	日期 Date	故障原因 Fault reason	备注 Notes