Mode	56
	Band Edge - L
	U-NII-2C_5.47-5.725_802.11a_CH144_5720MHz
ANT	1

Pol.	Horizontal	Fundamental
Peak	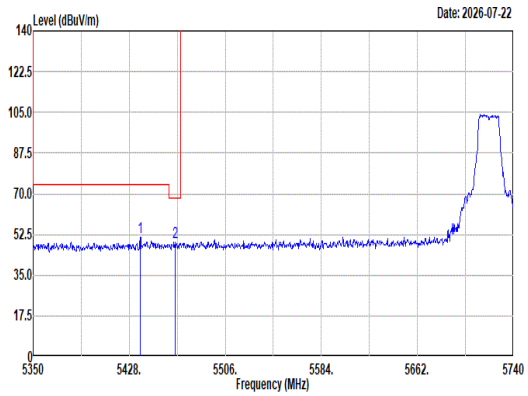 Site : 03CH13-HY Condition: U-NII-2C 3m HORN_9120D_1326 HORIZONTAL : RBW:1000.000kHz VBW:3000.000kHz SWT:Auto Freq Level Limit Line Margin Read Level Ant Factor Cable Loss Preamp Factor Aux Factor APos TPos Remark MHz dBuV/m dBuV/m dB dBuV dB/m dB dB dB cm deg 1 5436.97 51.30 74.00 -22.70 44.92 32.83 10.33 36.78 0.00 100 312 Peak 2 5465.05 49.09 68.20 -19.11 42.68 32.83 10.35 36.77 0.00 100 312 Peak	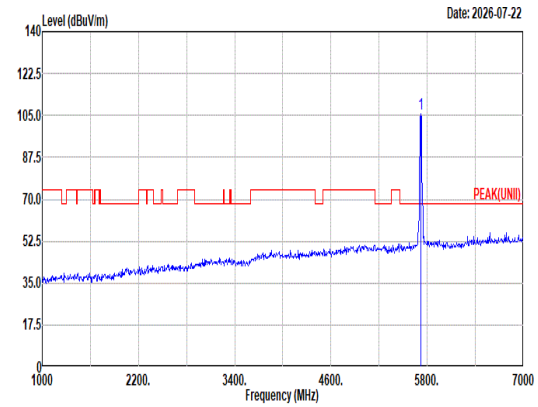 Site : 03CH13-HY Condition: PEAK(UNII) 3m HORN_9120D_1326 HORIZONTAL : RBW:1000.000kHz VBW:3000.000kHz SWT:Auto Freq Level Limit Line Margin Read Level Ant Factor Cable Loss Preamp Factor Aux Factor APos TPos Remark MHz dBuV/m dBuV/m dB dBuV dB/m dB dB dB cm deg 1 5720.00 105.68 ------ ------ 98.35 33.53 10.63 36.83 0.00 100 312 Peak
Avg	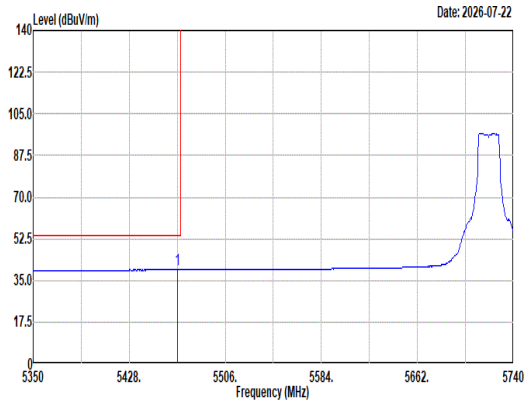 Site : 03CH13-HY Condition: U-NII-2C AVERAGE 3m HORN_9120D_1326 HORIZONTAL : RBW:1000.000kHz VBW:0.010kHz SWT:Auto Freq Level Limit Line Margin Read Level Ant Factor Cable Loss Preamp Factor Aux Factor APos TPos Remark MHz dBuV/m dBuV/m dB dBuV dB/m dB dB dB cm deg 1 5467.39 39.55 54.00 -14.45 33.14 32.83 10.35 36.77 0.00 100 312 Average	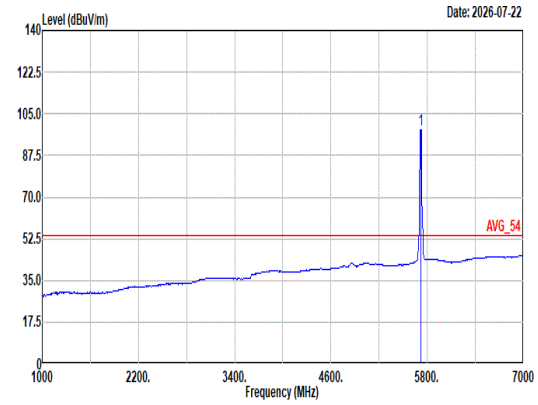 Site : 03CH13-HY Condition: AVG_54 3m HORN_9120D_1326 HORIZONTAL : RBW:1000.000kHz VBW:0.010kHz SWT:Auto Freq Level Limit Line Margin Read Level Ant Factor Cable Loss Preamp Factor Aux Factor APos TPos Remark MHz dBuV/m dBuV/m dB dBuV dB/m dB dB dB cm deg 1 5720.00 98.50 ------ ------ 91.21 33.50 10.62 36.83 0.00 100 312 Average

Mode	56	
	Band Edge - R	
	U-NII-2C_5.47-5.725_802.11a_CH144_5720MHz	
ANT	1	
Pol.	Horizontal	Fundamental
Peak	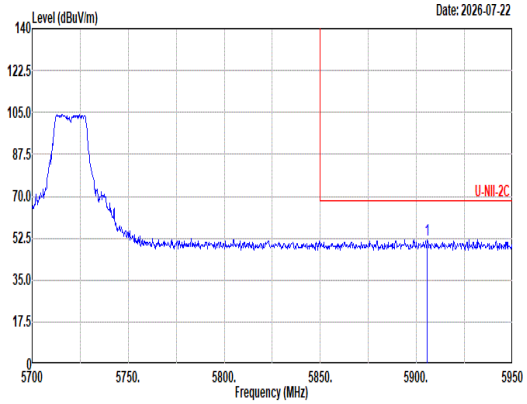 Site : 03CH13-HY Condition: U-NII-2C 3m HORN_9120D_1326 HORIZONTAL : RBW:1000.000kHz VBW:3000.000kHz SWT:Auto Freq Level Limit Line Margin Read Level Ant Factor Cable Loss Preamp Factor Aux Factor APos TPos Remark MHz dBuV/m dBuV/m dB dBuV dB/m dB dB dB cm deg 1 5905.75 51.84 68.20 -16.36 43.63 34.30 10.81 36.90 0.00 100 312 Peak	Blank

Mode	56
	Band Edge - L
	U-NII-2C_5.47-5.725_802.11a_CH144_5720MHz
ANT	1

Pol.	Vertical	Fundamental
Peak	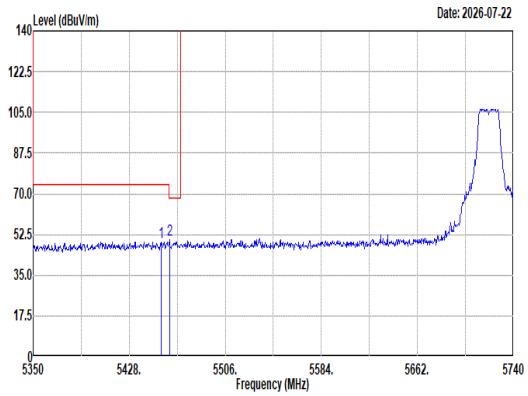 Site : 03CH13-HY Condition: U-NII-2C 3m HORN_9120D_1326 VERTICAL : RBW:1000.000kHz VBW:3000.000kHz SWT:Auto 1 5454.13 49.30 74.00 -24.70 42.92 32.81 10.34 36.77 0.00 314 343 Peak 2 5460.76 49.93 68.20 -18.27 43.53 32.82 10.35 36.77 0.00 314 343 Peak	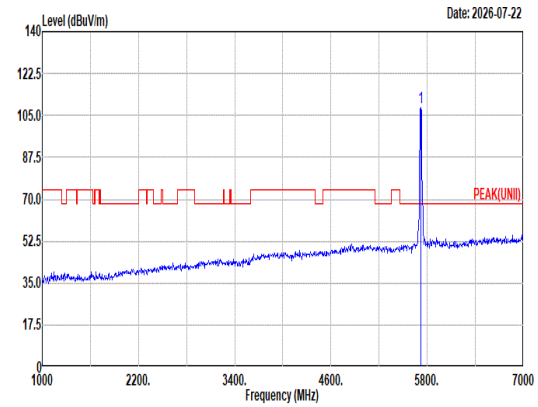 Site : 03CH13-HY Condition: PEAK(UNII) 3m HORN_9120D_1326 VERTICAL : RBW:1000.000kHz VBW:3000.000kHz SWT:Auto 1 5720.00 108.24 ------ ------ 100.91 33.53 10.63 36.83 0.00 314 343 Peak
Avg	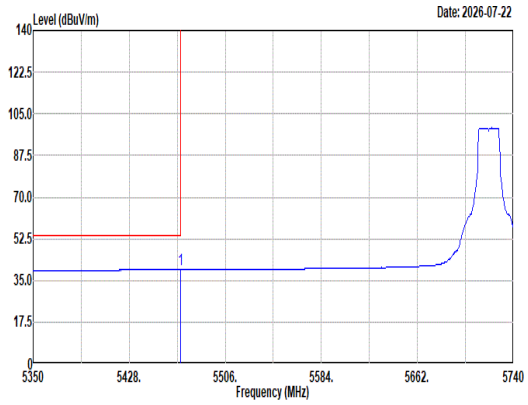 Site : 03CH13-HY Condition: U-NII-2C AVERAGE 3m HORN_9120D_1326 VERTICAL : RBW:1000.000kHz VBW:0.010kHz SWT:Auto 1 5469.73 39.60 54.00 -14.40 33.17 32.84 10.36 36.77 0.00 314 343 Average	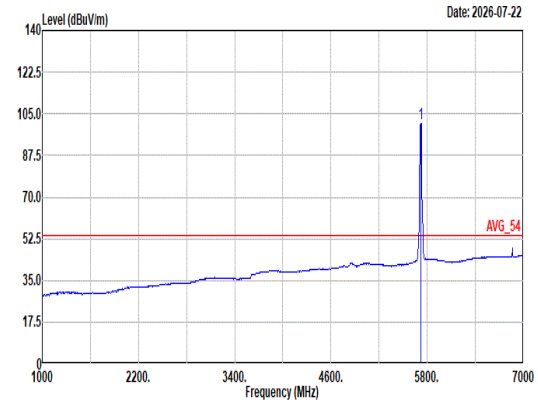 Site : 03CH13-HY Condition: AVG_54 3m HORN_9120D_1326 VERTICAL : RBW:1000.000kHz VBW:0.010kHz SWT:Auto 1 5720.00 100.76 ------ ------ 93.43 33.53 10.63 36.83 0.00 314 343 Average

Mode	56	
	Band Edge - R	
	U-NII-2C_5.47-5.725_802.11a_CH144_5720MHz	
ANT	1	
Pol.	Vertical	Fundamental
Peak	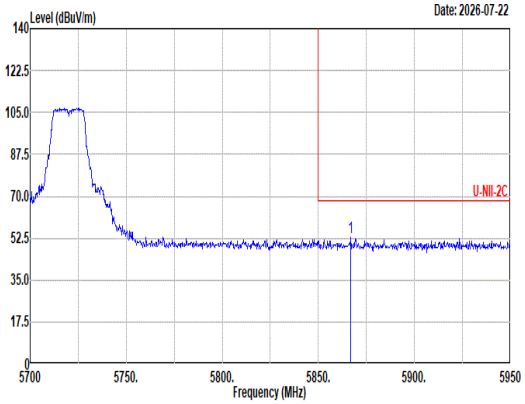 Site : 03CH13-HY Condition: U-NII-2C 3m HORN_9120D_1326 VERTICAL : RBW:1000.000kHz VBW:3000.000kHz SWT:Auto Freq Level Limit Line Margin Read Level Ant Factor Cable Loss Preamp Factor Aux Factor APos TPos Remark MHz dBuV/m dBuV/m dB dBuV dB/m dB dB dB cm deg 1 5867.00 52.71 68.20 -15.49 44.64 34.17 10.78 36.88 0.00 314 343 Peak	Blank

Mode	56	
	Harmonic	
	U-NII-2C_5.47-5.725_802.11a_CH144_5720MHz	
ANT	1	
Pol.	Horizontal	Vertical
Peak Avg	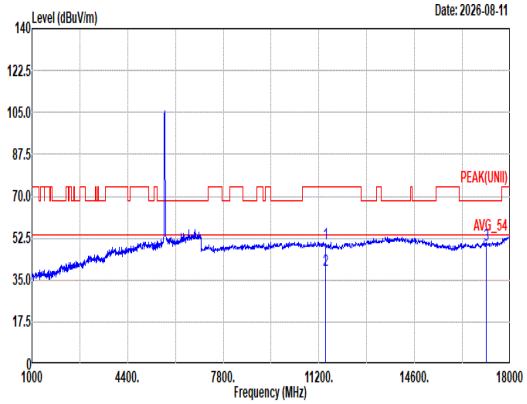 Site : 03CH13-HY Condition: PEAK(UNII) 3m HORN_9120D_1326 HORIZONTAL Freq Level Limit Line Margin Read Level Ant Factor Cable Loss Preamp Factor Aux Factor APos TPos Remark MHz dBuV/m dBuV/m dB dBuV dB/m dB dB dB cm deg 1 11440.00 50.09 74.00 -23.91 37.04 38.74 14.85 41.01 0.47 -- -- Peak 2 11440.00 39.06 54.00 -14.94 26.01 38.74 14.85 41.01 0.47 -- -- Average 3 17160.00 49.79 68.20 -18.41 39.58 38.46 18.48 47.38 0.65 -- -- Peak	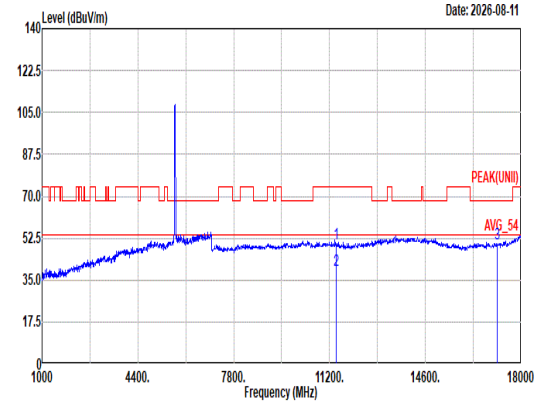 Site : 03CH13-HY Condition: PEAK(UNII) 3m HORN_9120D_1326 VERTICAL Freq Level Limit Line Margin Read Level Ant Factor Cable Loss Preamp Factor Aux Factor APos TPos Remark MHz dBuV/m dBuV/m dB dBuV dB/m dB dB dB cm deg 1 11440.00 50.14 74.00 -23.86 37.09 38.74 14.85 41.01 0.47 -- -- Peak 2 11440.00 39.11 54.00 -14.89 26.06 38.74 14.85 41.01 0.47 -- -- Average 3 17160.00 49.99 68.20 -18.21 39.78 38.46 18.48 47.38 0.65 -- -- Peak

Mode	56	
	Harmonic	
	U-NII-2C_5.47-5.725_802.11a_CH144_5720MHz	
ANT	1	
Pol.	Horizontal	Vertical
14.47G ~14.5G Avg	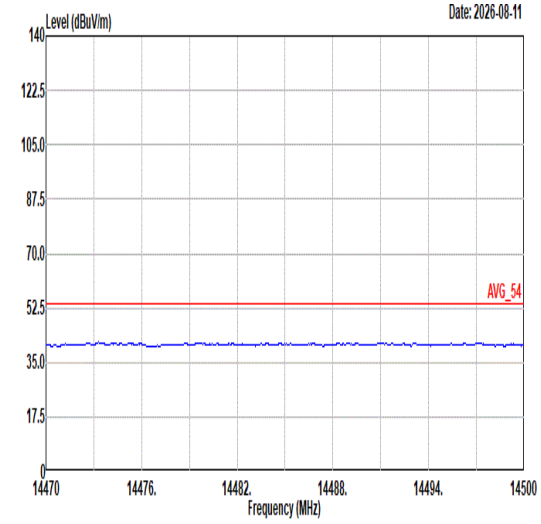 Site : 03CH13-HY Condition: AVG_54 3m HORN_9120D_1326 HORIZONTAL	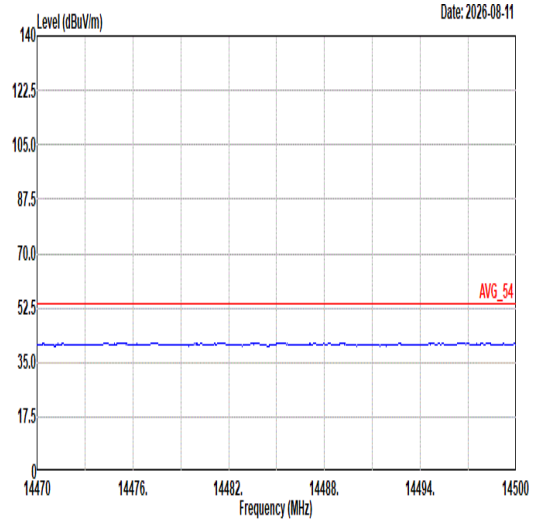 Site : 03CH13-HY Condition: AVG_54 3m HORN_9120D_1326 VERTICAL
17.7G ~18G Avg	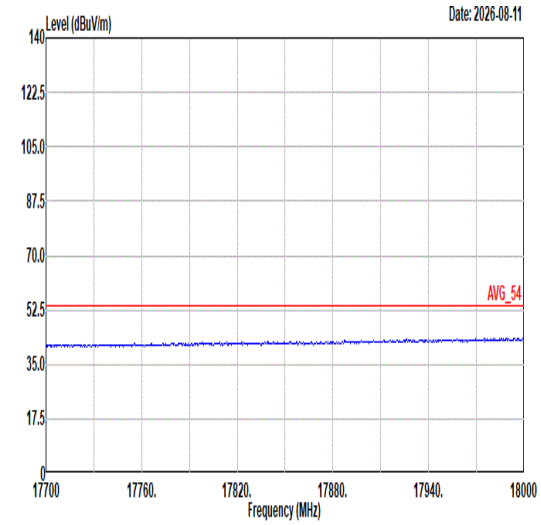 Site : 03CH13-HY Condition: AVG_54 3m HORN_9120D_1326 HORIZONTAL	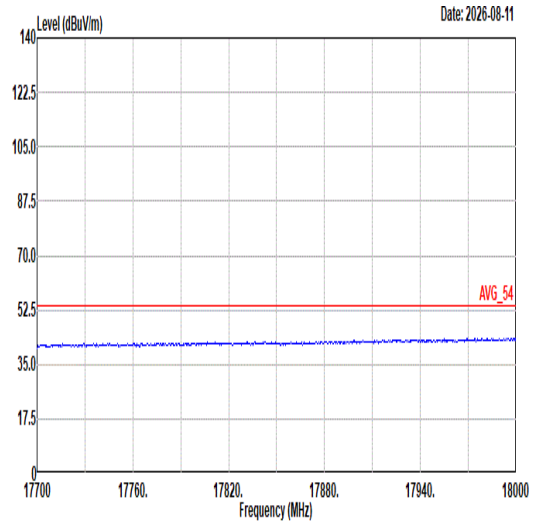 Site : 03CH13-HY Condition: AVG_54 3m HORN_9120D_1326 VERTICAL

Mode	57	
	Band Edge - L	
	U-NII-2C_5.47-5.725_802.11be EHT20_CH144_Full RU_5720MHz	
ANT	1	
Pol.	Horizontal	Fundamental
Peak	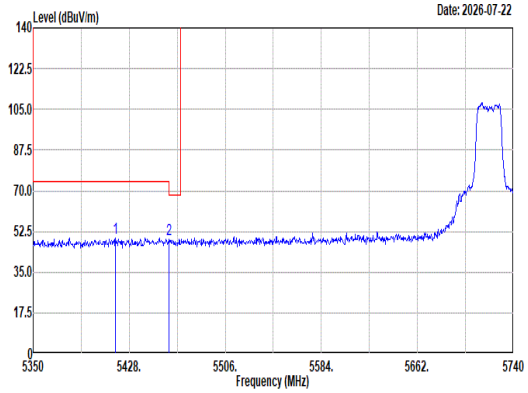 Site : 03CH13-HY Condition: U-NII-2C 3m HORN_9120D_1326 HORIZONTAL : RBW:1000.000kHz VBW:3000.000kHz SWT:Auto Freq Level Limit Line Margin Read Level Ant Factor Cable Loss Preamp Factor Aux Factor APos TPos Remark MHz dBuV/m dBuV/m dB dBuV dB/m dB dB dB cm deg 1 5417.08 49.79 74.00 -24.21 43.40 32.87 10.31 36.79 0.00 104 308 Peak 2 5460.37 48.95 68.20 -19.25 42.55 32.82 10.35 36.77 0.00 104 308 Peak	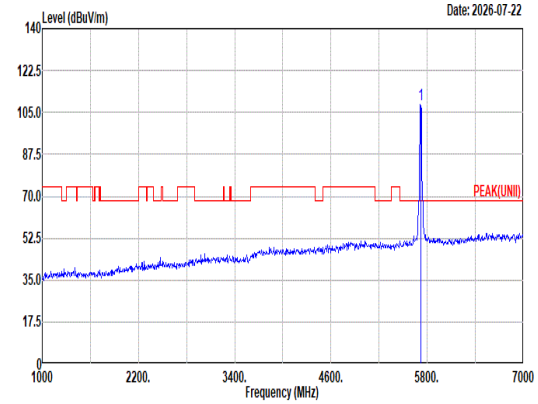 Site : 03CH13-HY Condition: PEAK(UNII) 3m HORN_9120D_1326 HORIZONTAL : RBW:1000.000kHz VBW:3000.000kHz SWT:Auto Freq Level Limit Line Margin Read Level Ant Factor Cable Loss Preamp Factor Aux Factor APos TPos Remark MHz dBuV/m dBuV/m dB dBuV dB/m dB dB dB cm deg 1 5720.00 108.42 ------ ------ 101.17 33.46 10.62 36.83 0.00 104 308 Peak
Avg	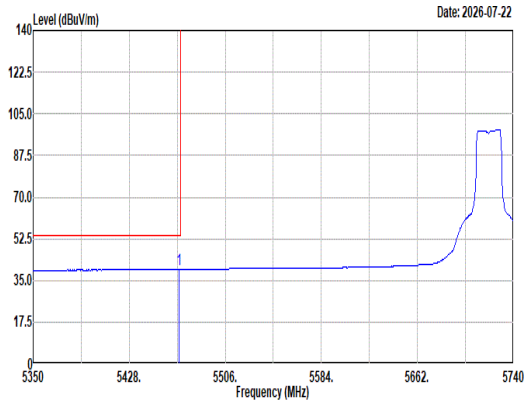 Site : 03CH13-HY Condition: U-NII-2C AVERAGE 3m HORN_9120D_1326 HORIZONTAL : RBW:1000.000kHz VBW:0.010kHz SWT:Auto Freq Level Limit Line Margin Read Level Ant Factor Cable Loss Preamp Factor Aux Factor APos TPos Remark MHz dBuV/m dBuV/m dB dBuV dB/m dB dB dB cm deg 1 5468.17 39.88 54.00 -14.12 33.46 32.84 10.35 36.77 0.00 104 308 Average	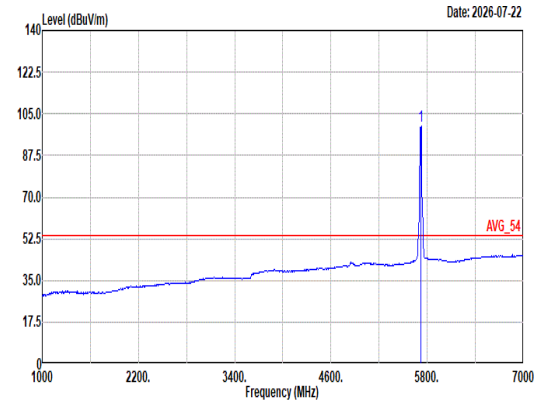 Site : 03CH13-HY Condition: AVG_54 3m HORN_9120D_1326 HORIZONTAL : RBW:1000.000kHz VBW:0.010kHz SWT:Auto Freq Level Limit Line Margin Read Level Ant Factor Cable Loss Preamp Factor Aux Factor APos TPos Remark MHz dBuV/m dBuV/m dB dBuV dB/m dB dB dB cm deg 1 5720.00 99.83 ------ ------ 92.45 33.57 10.64 36.83 0.00 104 308 Average

Mode	57	
	Band Edge - R	
	U-NII-2C_5.47-5.725_802.11be EHT20_CH144_Full RU_5720MHz	
ANT	1	
Pol.	Horizontal	Fundamental
Peak	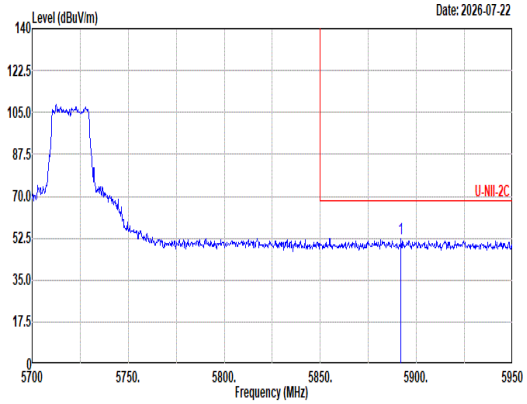 Site : 03CH13-HY Condition: U-NII-2C 3m HORN_9120D_1326 HORIZONTAL : RBW:1000.000kHz VBW:3000.000kHz SWT:Auto Freq Level Limit Line Margin Read Level Ant Factor Cable Loss Preamp Factor Aux Factor APos TPos Remark MHz dBuV/m dBuV/m dB dBuV dB/m dB dB dB cm deg 1 5892.00 52.49 68.20 -15.71 44.31 34.27 10.80 36.89 0.00 104 308 Peak	Blank

Mode	57	
	Band Edge - L	
	U-NII-2C_5.47-5.725_802.11be EHT20_CH144_Full RU_5720MHz	
ANT	1	
Pol.	Vertical	Fundamental
Peak	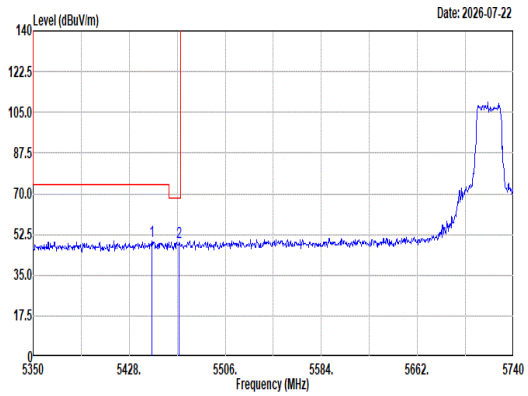 Site : 03CH13-HY Condition: U-NII-2C 3m HORN_9120D_1326 VERTICAL : RBW:1000.000kHz VBW:3000.000kHz SWT:Auto Freq Level Limit Line Margin Read Level Ant Factor Cable Loss Preamp Factor Aux Factor APos TPos Remark MHz dBuV/m dBuV/m dB dBuV dB/m dB dB dB cm deg 1 5446.33 49.78 74.00 -24.22 43.42 32.81 10.33 36.78 0.00 350 341 Peak 2 5468.56 49.24 68.20 -18.96 42.81 32.84 10.36 36.77 0.00 350 341 Peak	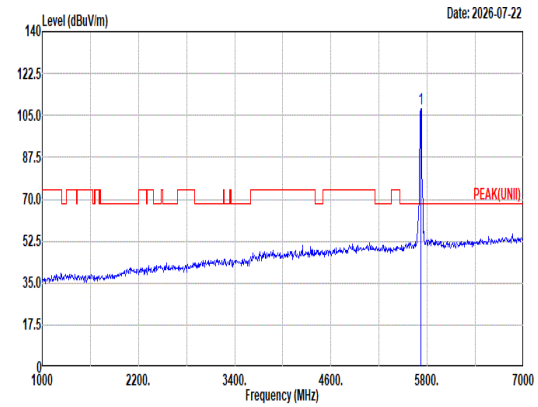 Site : 03CH13-HY Condition: PEAK(UNII) 3m HORN_9120D_1326 VERTICAL : RBW:1000.000kHz VBW:3000.000kHz SWT:Auto Freq Level Limit Line Margin Read Level Ant Factor Cable Loss Preamp Factor Aux Factor APos TPos Remark MHz dBuV/m dBuV/m dB dBuV dB/m dB dB dB cm deg 1 5720.00 108.03 ------ ------ 100.65 33.57 10.64 36.83 0.00 350 341 Peak
Avg	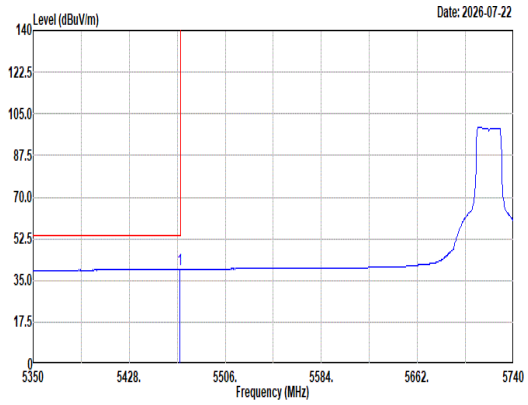 Site : 03CH13-HY Condition: U-NII-2C AVERAGE 3m HORN_9120D_1326 VERTICAL : RBW:1000.000kHz VBW:0.010kHz SWT:Auto Freq Level Limit Line Margin Read Level Ant Factor Cable Loss Preamp Factor Aux Factor APos TPos Remark MHz dBuV/m dBuV/m dB dBuV dB/m dB dB dB cm deg 1 5468.95 39.78 54.00 -14.22 33.35 32.84 10.36 36.77 0.00 350 341 Average	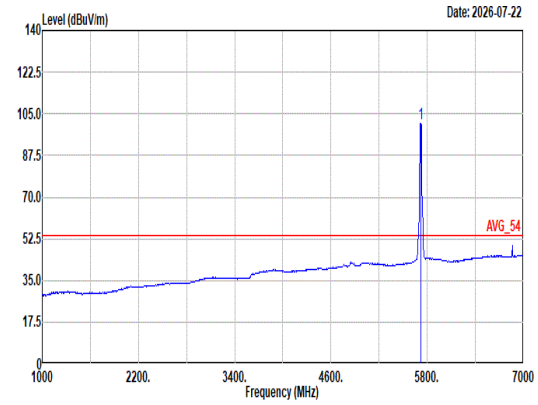 Site : 03CH13-HY Condition: AVG_54 3m HORN_9120D_1326 VERTICAL : RBW:1000.000kHz VBW:0.010kHz SWT:Auto Freq Level Limit Line Margin Read Level Ant Factor Cable Loss Preamp Factor Aux Factor APos TPos Remark MHz dBuV/m dBuV/m dB dBuV dB/m dB dB dB cm deg 1 5720.00 100.93 ------ ------ 93.68 33.46 10.62 36.83 0.00 350 341 Average

Mode	57	
	Band Edge - R	
	U-NII-2C_5.47-5.725_802.11be EHT20_CH144_Full RU_5720MHz	
ANT	1	
Pol.	Vertical	Fundamental
Peak	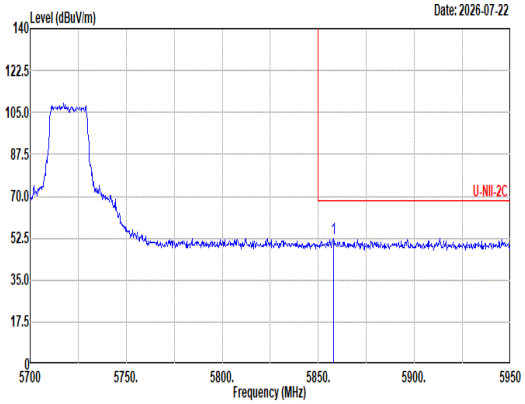 Site : 03CH13-HY Condition: U-NII-2C 3m HORN_9120D_1326 VERTICAL : RBW:1000.000kHz VBW:3000.000kHz SWT:Auto Freq Level Limit Line Margin Read Level Ant Factor Cable Loss Preamp Factor Aux Factor APos TPos Remark MHz dBuV/m dBuV/m dB dBuV dB/m dB dB dB cm deg 1 5857.75 52.43 68.20 -15.77 44.40 34.13 10.78 36.88 0.00 350 341 Peak	Blank

Mode	57	
	Harmonic	
	U-NII-2C_5.47-5.725_802.11be EHT20_CH144_Full RU_5720MHz	
ANT	1	
Pol.	Horizontal	Vertical
Peak Avg	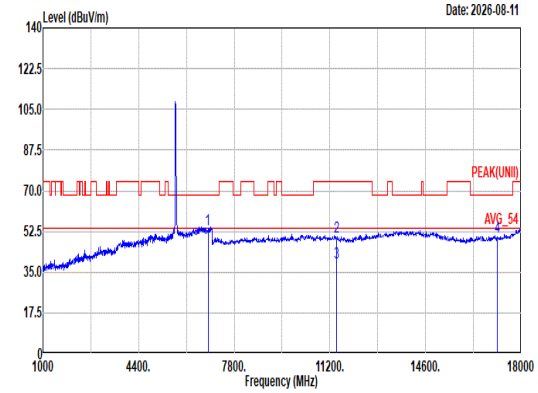 Site : 03CH13-HY Condition: PEAK(UNII) 3m HORN_9120D_1326 HORIZONTAL Freq Level Limit Line Margin Read Level Ant Factor Cable Loss Preamp Factor Aux Factor APos TPos Remark MHz dBuV/m dBuV/m dB dBuV dB/m dB dB dB cm deg 1 6864.00 53.60 68.20 -14.60 43.38 35.70 11.50 36.98 0.00 106 60 Peak 2 11440.00 50.21 74.00 -23.79 37.16 38.74 14.85 41.01 0.47 -- -- Peak 3 11440.00 39.18 54.00 -14.82 26.13 38.74 14.85 41.01 0.47 -- -- Average 4 17160.00 50.23 68.20 -17.97 40.02 38.46 18.48 47.38 0.65 -- -- Peak	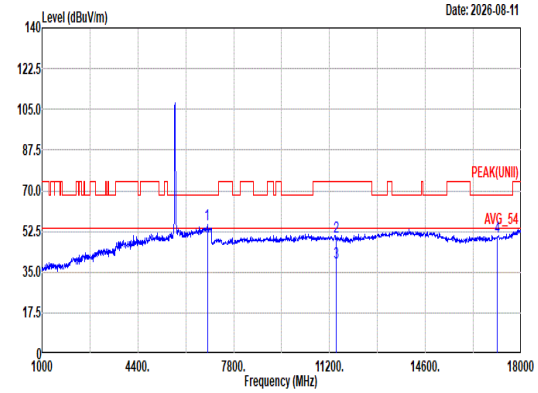 Site : 03CH13-HY Condition: PEAK(UNII) 3m HORN_9120D_1326 VERTICAL Freq Level Limit Line Margin Read Level Ant Factor Cable Loss Preamp Factor Aux Factor APos TPos Remark MHz dBuV/m dBuV/m dB dBuV dB/m dB dB dB cm deg 1 6864.00 55.30 68.20 -12.90 45.08 35.70 11.50 36.98 0.00 100 302 Peak 2 11440.00 50.09 74.00 -23.91 37.04 38.74 14.85 41.01 0.47 -- -- Peak 3 11440.00 39.06 54.00 -14.94 26.01 38.74 14.85 41.01 0.47 -- -- Average 4 17160.00 50.16 68.20 -18.04 39.95 38.46 18.48 47.38 0.65 -- -- Peak

Mode	57	
	Harmonic	
	U-NII-2C_5.47-5.725_802.11be EHT20_CH144_Full RU_5720MHz	
ANT	1	
Pol.	Horizontal	Vertical
14.47G ~14.5G Avg	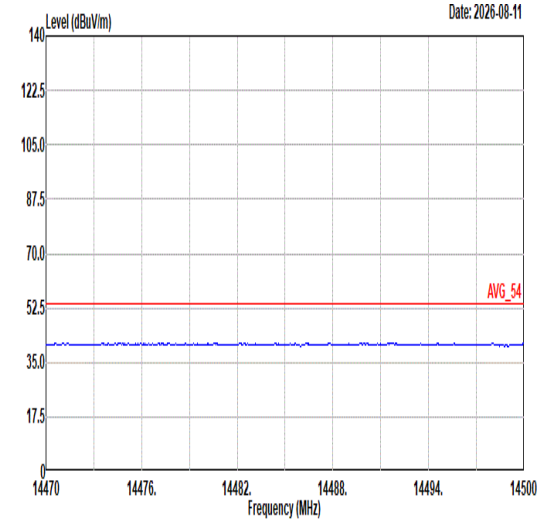 Site : 03CH13-HY Condition: AVG_54 3m HORN_9120D_1326 HORIZONTAL	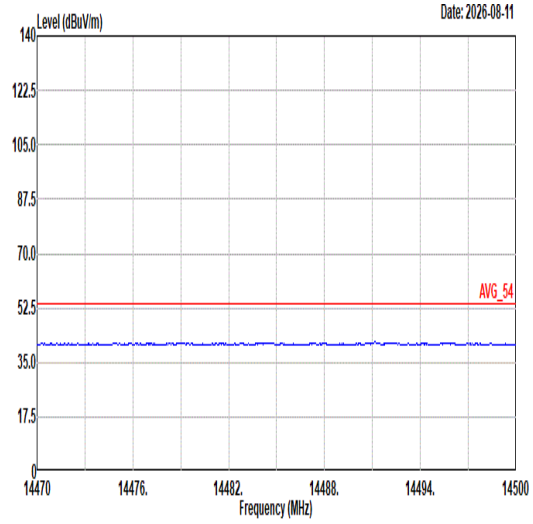 Site : 03CH13-HY Condition: AVG_54 3m HORN_9120D_1326 VERTICAL
17.7G ~18G Avg	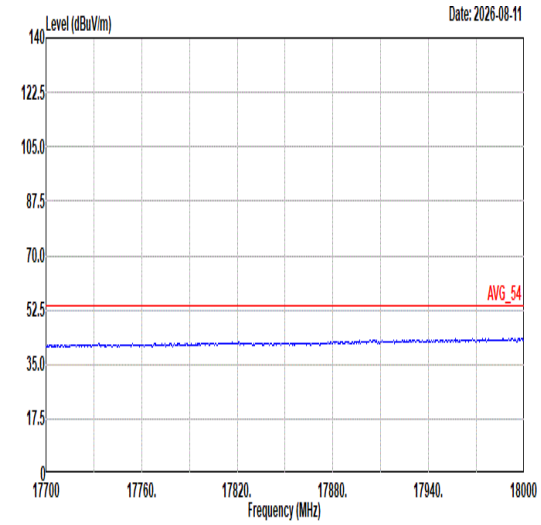 Site : 03CH13-HY Condition: AVG_54 3m HORN_9120D_1326 HORIZONTAL	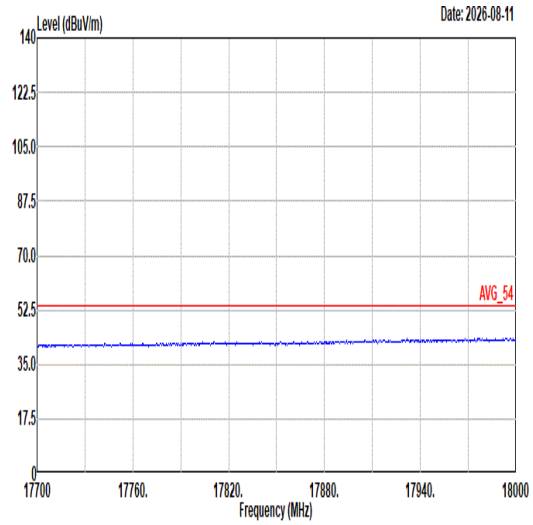 Site : 03CH13-HY Condition: AVG_54 3m HORN_9120D_1326 VERTICAL

Mode	58
	Band Edge - L
	U-NII-2C_5.47-5.725_802.11be EHT40_CH142_Full RU_5710MHz
ANT	1

Pol.	Horizontal	Fundamental
Peak	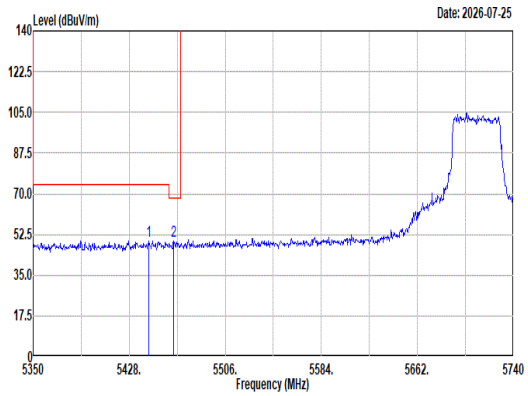 Site : 03CH13-HY Condition: U-NII-2C 3m HORN_9120D_1326 HORIZONTAL : RBW:1000.000kHz VBW:3000.000kHz SWT:Auto Freq Level Limit Line Margin Read Level Ant Factor Cable Loss Preamp Factor Aux Factor APos TPos Remark MHz dBuV/m dBuV/m dB dBuV dB/m dB dB dB cm deg 1 5443.99 49.85 74.00 -24.15 43.49 32.81 10.33 36.78 0.00 100 309 Peak 2 5463.88 49.66 68.20 -18.54 43.25 32.83 10.35 36.77 0.00 100 309 Peak	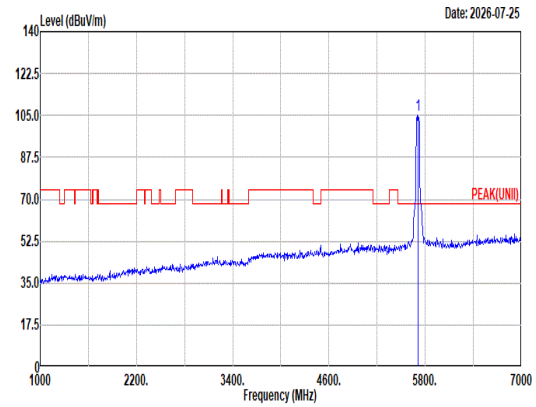 Site : 03CH13-HY Condition: PEAK(UNII) 3m HORN_9120D_1326 HORIZONTAL : RBW:1000.000kHz VBW:3000.000kHz SWT:Auto Freq Level Limit Line Margin Read Level Ant Factor Cable Loss Preamp Factor Aux Factor APos TPos Remark MHz dBuV/m dBuV/m dB dBuV dB/m dB dB dB cm deg 1 5710.00 105.35 ------ ------ 98.19 33.38 10.60 36.82 0.00 100 309 Peak
Avg	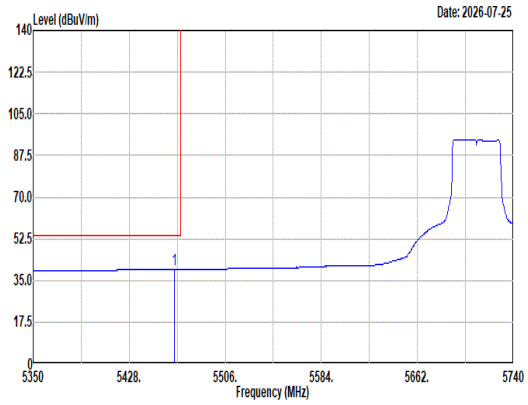 Site : 03CH13-HY Condition: U-NII-2C AVERAGE 3m HORN_9120D_1326 HORIZONTAL : RBW:1000.000kHz VBW:0.010kHz SWT:Auto Freq Level Limit Line Margin Read Level Ant Factor Cable Loss Preamp Factor Aux Factor APos TPos Remark MHz dBuV/m dBuV/m dB dBuV dB/m dB dB dB cm deg 1 5464.66 39.67 54.00 -14.33 33.26 32.83 10.35 36.77 0.00 100 309 Average	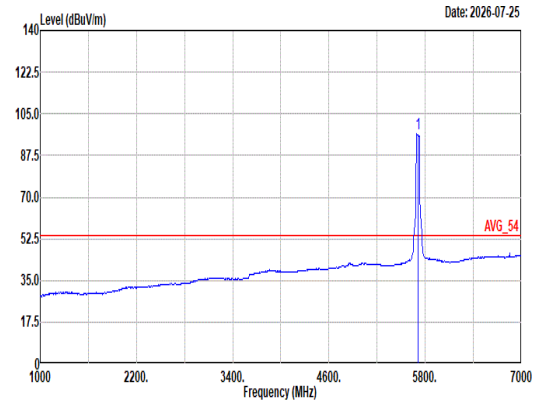 Site : 03CH13-HY Condition: AVG_54 3m HORN_9120D_1326 HORIZONTAL : RBW:1000.000kHz VBW:0.010kHz SWT:Auto Freq Level Limit Line Margin Read Level Ant Factor Cable Loss Preamp Factor Aux Factor APos TPos Remark MHz dBuV/m dBuV/m dB dBuV dB/m dB dB dB cm deg 1 5710.00 96.56 ------ ------ 89.44 33.34 10.60 36.82 0.00 100 309 Average

Mode	58	
	Band Edge - R	
	U-NII-2C_5.47-5.725_802.11be EHT40_CH142_Full RU_5710MHz	
ANT	1	
Pol.	Horizontal	Fundamental
Peak	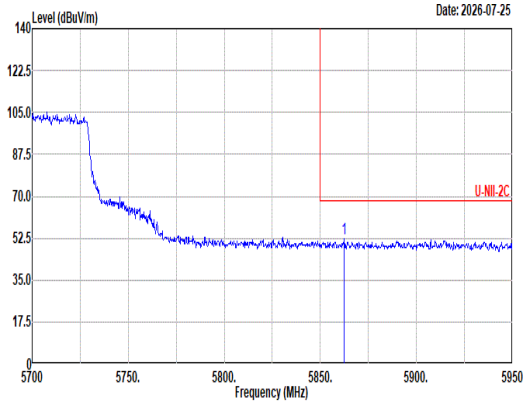 Site : 03CH13-HY Condition: U-NII-2C 3m HORN_9120D_1326 HORIZONTAL : RBW:1000.000kHz VBW:3000.000kHz SWT:Auto Freq Level Limit Line Margin Read Level Ant Factor Cable Loss Preamp Factor Aux Factor APos TPos Remark MHz dBuV/m dBuV/m dB dBuV dB/m dB dB dB cm deg 1 5862.50 52.07 68.20 -16.13 44.02 34.15 10.78 36.88 0.00 100 309 Peak	Blank

Mode	58	
	Band Edge - L	
	U-NII-2C_5.47-5.725_802.11be EHT40_CH142_Full RU_5710MHz	
ANT	1	
Pol.	Vertical	Fundamental
Peak	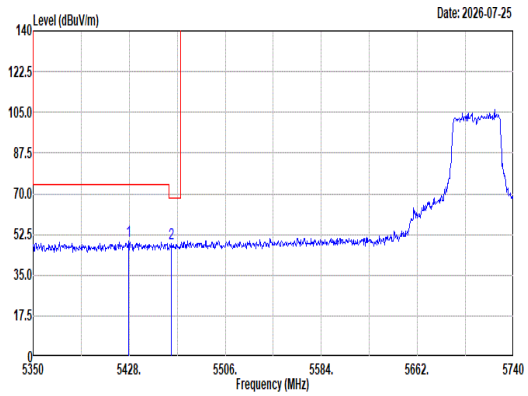 Site : 03CH13-HY Condition: U-NII-2C 3m HORN_9120D_1326 VERTICAL : RBW:1000.000kHz VBW:3000.000kHz SWT:Auto Freq Level Limit Line Margin Read Level Ant Factor Cable Loss Preamp Factor Aux Factor APos TPos Remark MHz dBuV/m dBuV/m dB dBuV dB/m dB dB dB cm deg 1 5427.22 49.44 74.00 -24.56 43.06 32.85 10.32 36.79 0.00 332 350 Peak 2 5461.93 48.46 68.20 -19.74 42.06 32.82 10.35 36.77 0.00 332 350 Peak	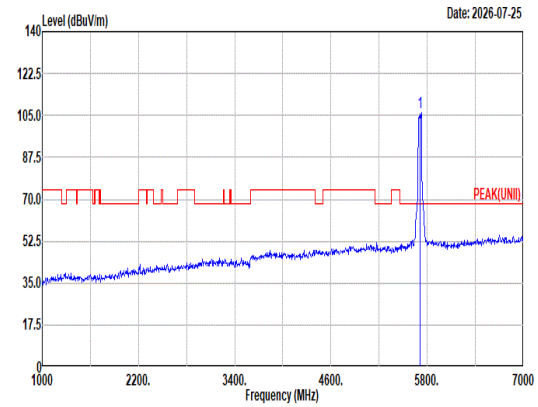 Site : 03CH13-HY Condition: PEAK(UNII) 3m HORN_9120D_1326 VERTICAL : RBW:1000.000kHz VBW:3000.000kHz SWT:Auto Freq Level Limit Line Margin Read Level Ant Factor Cable Loss Preamp Factor Aux Factor APos TPos Remark MHz dBuV/m dBuV/m dB dBuV dB/m dB dB dB cm deg 1 5710.00 106.31 ------ ------ 98.93 33.57 10.64 36.83 0.00 332 350 Peak
Avg	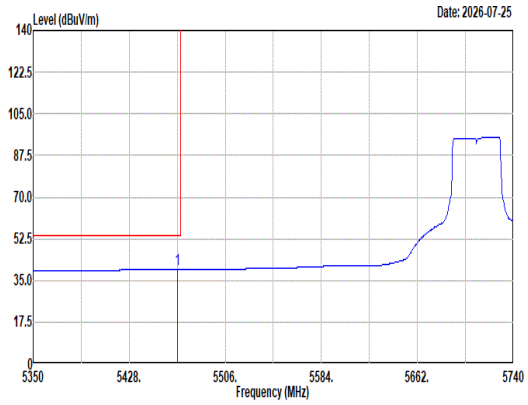 Site : 03CH13-HY Condition: U-NII-2C AVERAGE 3m HORN_9120D_1326 VERTICAL : RBW:1000.000kHz VBW:0.010kHz SWT:Auto Freq Level Limit Line Margin Read Level Ant Factor Cable Loss Preamp Factor Aux Factor APos TPos Remark MHz dBuV/m dBuV/m dB dBuV dB/m dB dB dB cm deg 1 5467.00 39.56 54.00 -14.44 33.15 32.83 10.35 36.77 0.00 332 350 Average	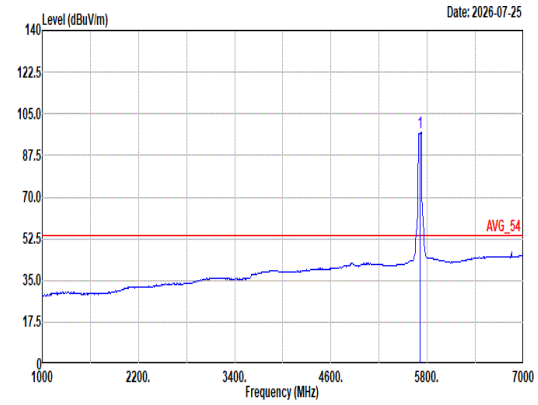 Site : 03CH13-HY Condition: AVG_54 3m HORN_9120D_1326 VERTICAL : RBW:1000.000kHz VBW:0.010kHz SWT:Auto Freq Level Limit Line Margin Read Level Ant Factor Cable Loss Preamp Factor Aux Factor APos TPos Remark MHz dBuV/m dBuV/m dB dBuV dB/m dB dB dB cm deg 1 5710.00 97.05 ------ ------ 89.67 33.57 10.64 36.83 0.00 332 350 Average

Mode	58	
	Band Edge - R	
	U-NII-2C_5.47-5.725_802.11be EHT40_CH142_Full RU_5710MHz	
ANT	1	
Pol.	Vertical	Fundamental
Peak	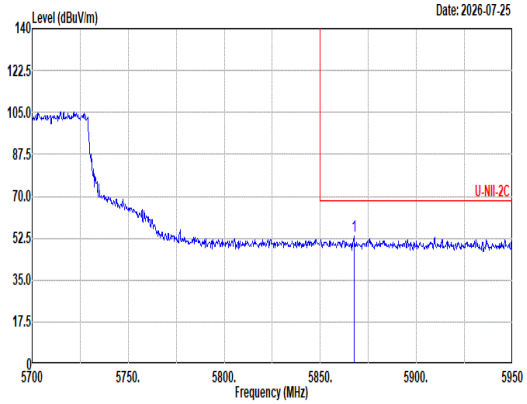 Site : 03CH13-HY Condition: U-NII-2C 3m HORN_9120D_1326 VERTICAL : RBW:1000.000kHz VBW:3000.000kHz SWT:Auto Freq Level Limit Line Margin Read Level Ant Factor Cable Loss Preamp Factor Aux Factor APos TPos Remark MHz dBuV/m dBuV/m dB dBuV dB/m dB dB dB cm deg 1 5867.50 53.33 68.20 -14.87 45.26 34.17 10.78 36.88 0.00 332 350 Peak	Blank

Mode	58	
	Harmonic	
	U-NII-2C_5.47-5.725_802.11be EHT40_CH142_Full RU_5710MHz	
ANT	1	
Pol.	Horizontal	Vertical
Peak Avg	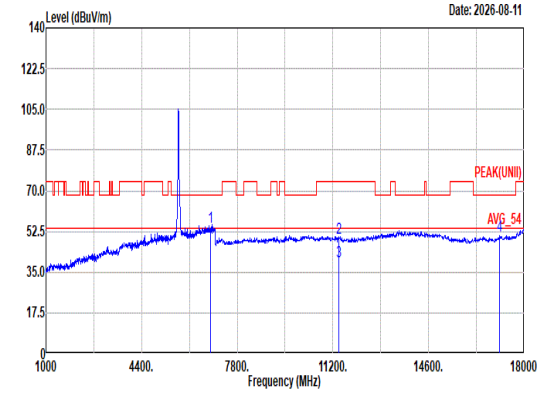 Site : 03CH13-HY Condition: PEAK(UNII) 3m HORN_9120D_1326 HORIZONTAL Freq Level Limit Line Margin Read Level Ant Factor Cable Loss Preamp Factor Aux Factor APos TPos Remark MHz dBuV/m dBuV/m dB dBuV dB/m dB dB dB cm deg 1 6852.00 54.39 68.20 -13.81 44.16 35.70 11.50 36.97 0.00 100 51 Peak 2 11420.00 49.53 74.00 -24.47 36.38 38.82 14.84 40.98 0.47 331 360 Peak 3 11420.00 39.54 54.00 -14.46 26.39 38.82 14.84 40.98 0.47 331 360 Average 4 17130.00 50.47 68.20 -17.73 40.43 38.28 18.47 47.36 0.65 -- -- Peak	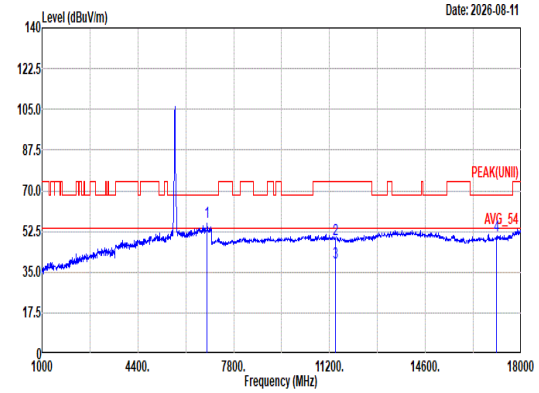 Site : 03CH13-HY Condition: PEAK(UNII) 3m HORN_9120D_1326 VERTICAL Freq Level Limit Line Margin Read Level Ant Factor Cable Loss Preamp Factor Aux Factor APos TPos Remark MHz dBuV/m dBuV/m dB dBuV dB/m dB dB dB cm deg 1 6852.00 56.28 68.20 -11.92 46.05 35.70 11.50 36.97 0.00 400 358 Peak 2 11420.00 49.20 74.00 -24.80 36.05 38.82 14.84 40.98 0.47 200 151 Peak 3 11420.00 39.18 54.00 -14.82 26.03 38.82 14.84 40.98 0.47 200 151 Average 4 17130.00 50.46 68.20 -17.74 40.42 38.28 18.47 47.36 0.65 -- -- Peak

Mode	58	
	Harmonic	
	U-NII-2C_5.47-5.725_802.11be EHT40_CH142_Full RU_5710MHz	
ANT	1	
Pol.	Horizontal	Vertical
14.47G ~14.5G Avg	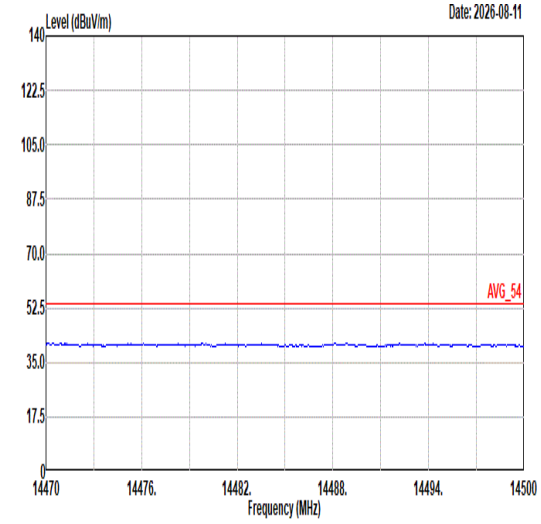 Site : 03CH13-HY Condition: AVG_54 3m HORN_9120D_1326 HORIZONTAL	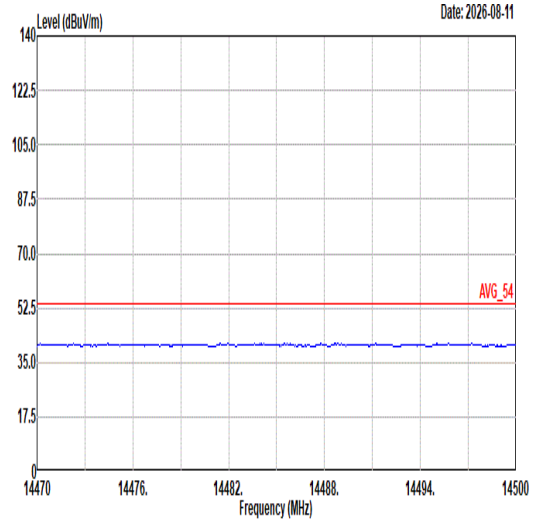 Site : 03CH13-HY Condition: AVG_54 3m HORN_9120D_1326 VERTICAL
17.7G ~18G Avg	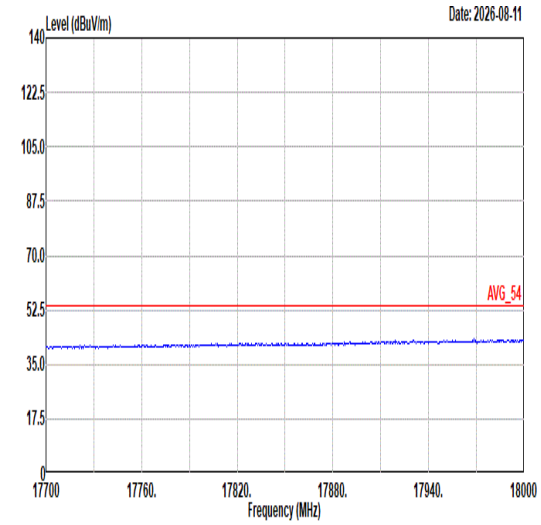 Site : 03CH13-HY Condition: AVG_54 3m HORN_9120D_1326 HORIZONTAL	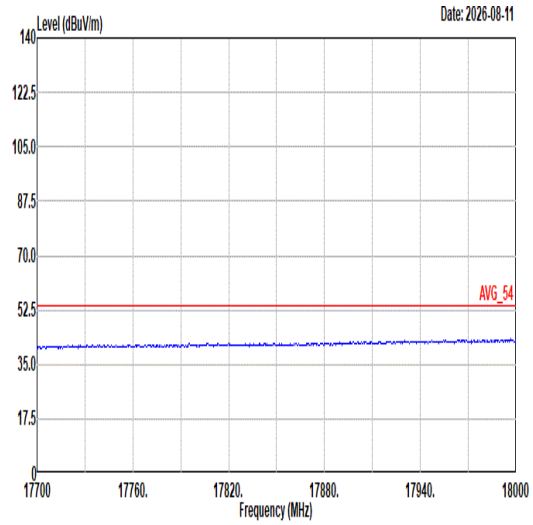 Site : 03CH13-HY Condition: AVG_54 3m HORN_9120D_1326 VERTICAL

Mode	59	
	Band Edge - L	
	U-NII-2C_5.47-5.725_802.11be EHT80_CH138_Full RU_5690MHz	
ANT	1	
Pol.	Horizontal	Fundamental
Peak	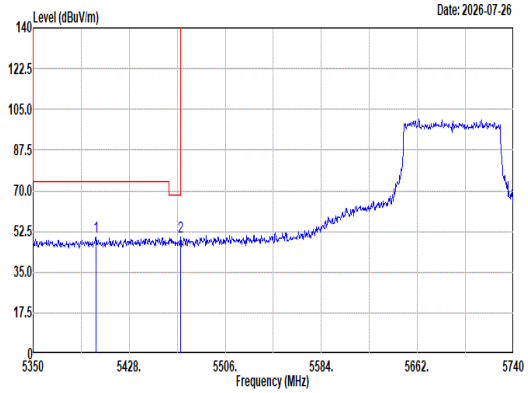 Site : 03CH13-HY Condition: U-NII-2C 3m HORN_9120D_1326 HORIZONTAL : RBW:1000.000kHz VBW:3000.000kHz SWT:Auto Freq Level Limit Line Margin Read Level Ant Factor Cable Loss Preamp Factor Aux Factor APos TPos Remark MHz dBuV/m dBuV/m dB dBuV dB/m dB dB dB cm deg 1 5401.09 50.26 74.00 -23.74 43.87 32.90 10.29 36.80 0.00 106 309 Peak 2 5469.73 50.11 68.20 -18.09 43.68 32.84 10.36 36.77 0.00 106 309 Peak	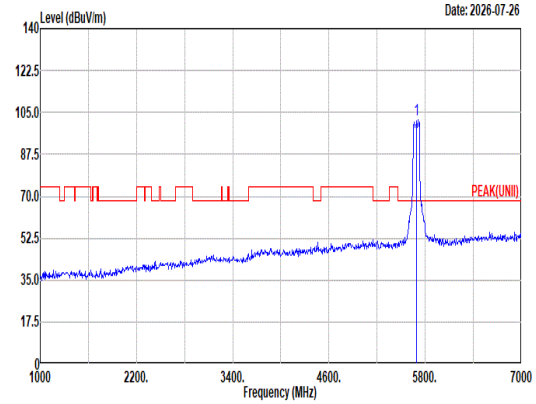 Site : 03CH13-HY Condition: PEAK(UNII) 3m HORN_9120D_1326 HORIZONTAL : RBW:1000.000kHz VBW:3000.000kHz SWT:Auto Freq Level Limit Line Margin Read Level Ant Factor Cable Loss Preamp Factor Aux Factor APos TPos Remark MHz dBuV/m dBuV/m dB dBuV dB/m dB dB dB cm deg 1 5690.00 101.72 ------ ------ 94.47 33.46 10.62 36.83 0.00 106 309 Peak
Avg	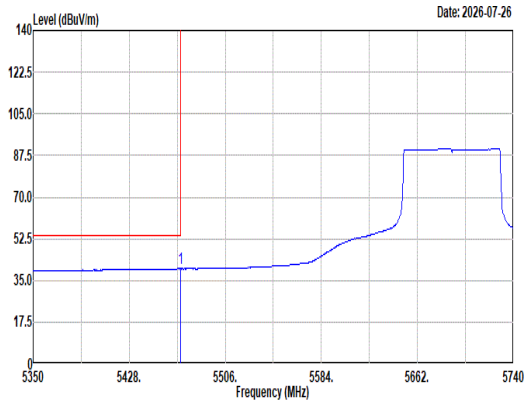 Site : 03CH13-HY Condition: U-NII-2C AVERAGE 3m HORN_9120D_1326 HORIZONTAL : RBW:1000.000kHz VBW:0.010kHz SWT:Auto Freq Level Limit Line Margin Read Level Ant Factor Cable Loss Preamp Factor Aux Factor APos TPos Remark MHz dBuV/m dBuV/m dB dBuV dB/m dB dB dB cm deg 1 5469.73 39.94 54.00 -14.06 33.51 32.84 10.36 36.77 0.00 106 309 Average	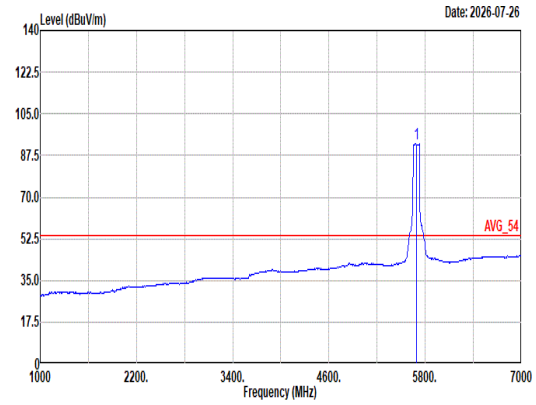 Site : 03CH13-HY Condition: AVG_54 3m HORN_9120D_1326 HORIZONTAL : RBW:1000.000kHz VBW:0.010kHz SWT:Auto Freq Level Limit Line Margin Read Level Ant Factor Cable Loss Preamp Factor Aux Factor APos TPos Remark MHz dBuV/m dBuV/m dB dBuV dB/m dB dB dB cm deg 1 5690.00 92.39 ------ ------ 85.33 33.29 10.59 36.82 0.00 106 309 Average

Mode	59	
	Band Edge - R	
	U-NII-2C_5.47-5.725_802.11be EHT80_CH138_Full RU_5690MHz	
ANT	1	
Pol.	Horizontal	Fundamental
Peak	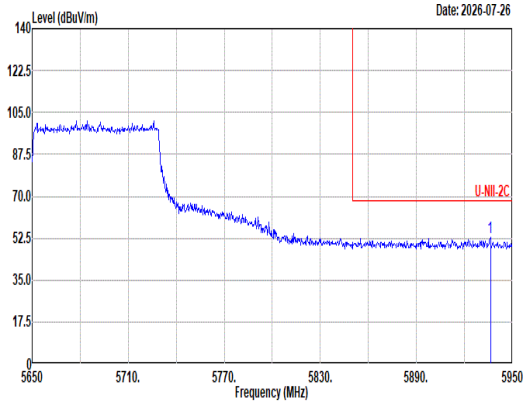 Site : 03CH13-HY Condition: U-NII-2C 3m HORN_9120D_1326 HORIZONTAL : RBW:1000.000kHz VBW:3000.000kHz SWT:Auto Freq Level Limit Line Margin Read Level Ant Factor Cable Loss Preamp Factor Aux Factor APos TPos Remark MHz dBuV/m dBuV/m dB dBuV dB/m dB dB dB cm deg 1 5936.20 52.64 68.20 -15.56 44.41 34.30 10.84 36.91 0.00 106 309 Peak	Blank

Mode	59
	Band Edge - L
	U-NII-2C_5.47-5.725_802.11be EHT80_CH138_Full RU_5690MHz
ANT	1

Pol.	Vertical	Fundamental
Peak	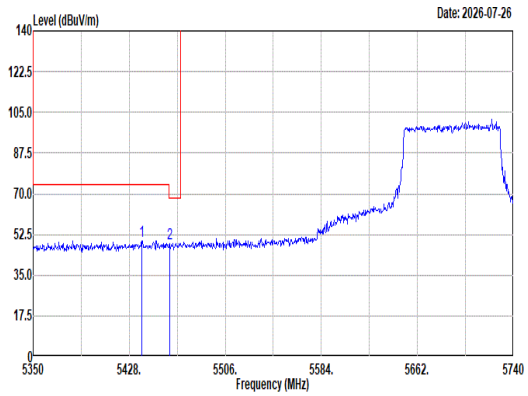 Site : 03CH13-HY Condition: U-NII-2C 3m HORN_9120D_1326 VERTICAL : RBW:1000.000kHz VBW:3000.000kHz SWT:Auto 1 5438.14 49.84 74.00 -24.16 43.47 32.82 10.33 36.78 0.00 100 92 Peak 2 5460.76 48.69 68.20 -19.51 42.29 32.82 10.35 36.77 0.00 100 92 Peak	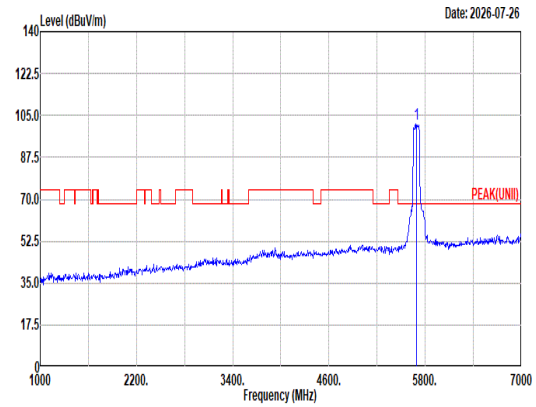 Site : 03CH13-HY Condition: PEAK(UNII) 3m HORN_9120D_1326 VERTICAL : RBW:1000.000kHz VBW:3000.000kHz SWT:Auto 1 5690.00 101.33 ------ ------ 94.32 33.24 10.58 36.81 0.00 100 92 Peak
Avg	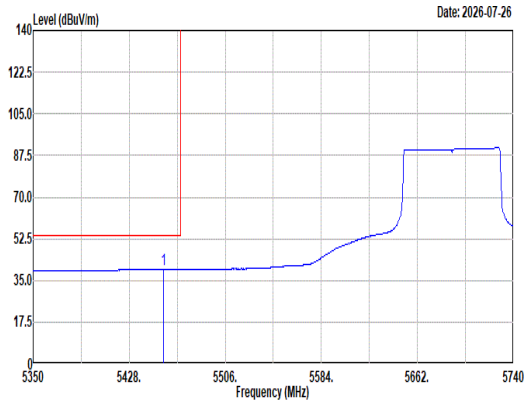 Site : 03CH13-HY Condition: U-NII-2C AVERAGE 3m HORN_9120D_1326 VERTICAL : RBW:1000.000kHz VBW:0.010kHz SWT:Auto 1 5455.69 39.63 54.00 -14.37 33.25 32.81 10.34 36.77 0.00 100 92 Average	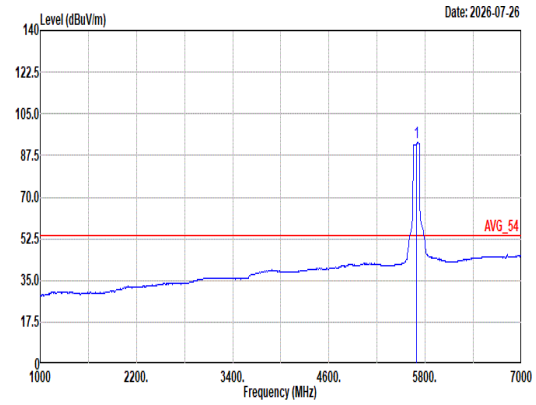 Site : 03CH13-HY Condition: AVG_54 3m HORN_9120D_1326 VERTICAL : RBW:1000.000kHz VBW:0.010kHz SWT:Auto 1 5690.00 92.82 ------ ------ 85.57 33.46 10.62 36.83 0.00 100 92 Average

Mode	59	
	Band Edge - R	
	U-NII-2C_5.47-5.725_802.11be EHT80_CH138_Full RU_5690MHz	
ANT	1	
Pol.	Vertical	Fundamental
Peak	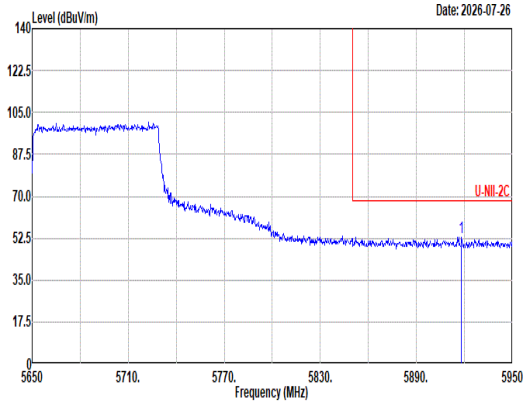 Site : 03CH13-HY Condition: U-NII-2C 3m HORN_9120D_1326 VERTICAL : RBW:1000.000kHz VBW:3000.000kHz SWT:Auto Freq Level Limit Line Margin Read Level Ant Factor Cable Loss Preamp Factor Aux Factor APos TPos Remark MHz dBuV/m dBuV/m dB dBuV dB/m dB dB dB cm deg 1 5918.20 53.03 68.20 -15.17 44.81 34.30 10.82 36.90 0.00 100 92 Peak	Blank

Mode	59	
	Harmonic	
	U-NII-2C_5.47-5.725_802.11be EHT80_CH138_Full RU_5690MHz	
ANT	1	
Pol.	Horizontal	Vertical
Peak Avg	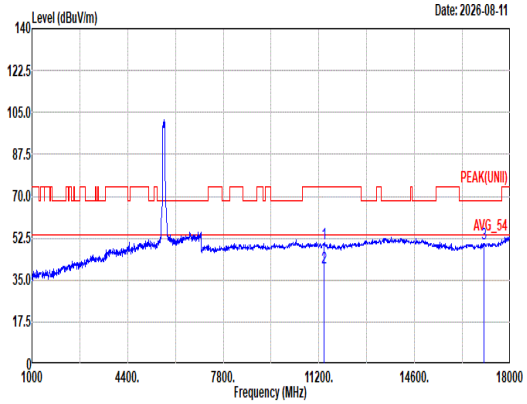 Site : 03CH13-HY Condition: PEAK(UNII) 3m HORN_9120D_1326 HORIZONTAL Freq Level Limit Line Margin Read Level Ant Factor Cable Loss Preamp Factor Aux Factor APos TPos Remark MHz dBuV/m dBuV/m dB dBuV dB/m dB dB dB cm deg 1 11380.00 50.22 74.00 -23.78 36.95 38.90 14.82 40.93 0.48 101 360 Peak 2 11380.00 40.20 54.00 -13.80 26.93 38.90 14.82 40.93 0.48 101 360 Average 3 17070.00 50.38 68.20 -17.82 40.39 38.22 18.45 47.32 0.64 -- -- Peak	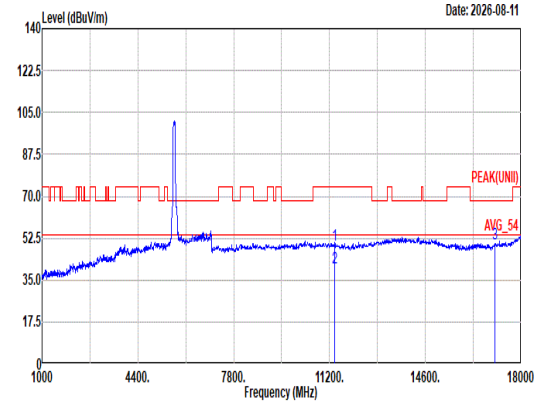 Site : 03CH13-HY Condition: PEAK(UNII) 3m HORN_9120D_1326 VERTICAL Freq Level Limit Line Margin Read Level Ant Factor Cable Loss Preamp Factor Aux Factor APos TPos Remark MHz dBuV/m dBuV/m dB dBuV dB/m dB dB dB cm deg 1 11380.00 49.73 74.00 -24.27 36.46 38.90 14.82 40.93 0.48 100 105 Peak 2 11380.00 40.01 54.00 -13.99 26.74 38.90 14.82 40.93 0.48 100 105 Average 3 17070.00 50.07 68.20 -18.13 40.08 38.22 18.45 47.32 0.64 -- -- Peak

Mode	59	
	Harmonic	
	U-NII-2C_5.47-5.725_802.11be EHT80_CH138_Full RU_5690MHz	
ANT	1	
Pol.	Horizontal	Vertical
14.47G ~14.5G Avg	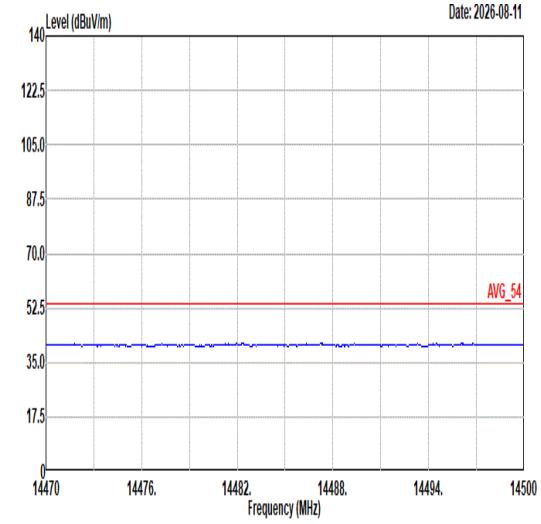 Site : 03CH13-HY Condition: AVG_54 3m HORN_9120D_1326 HORIZONTAL	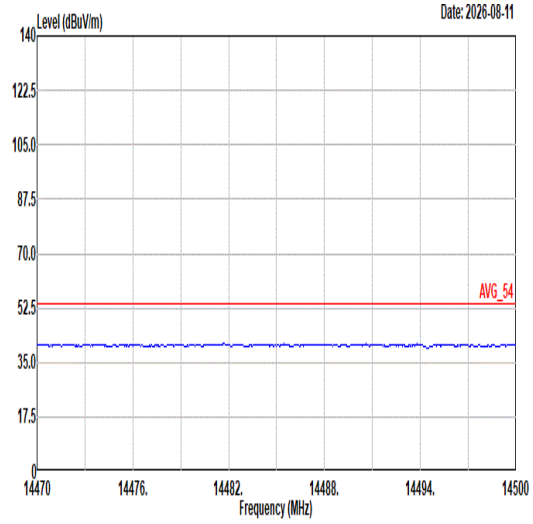 Site : 03CH13-HY Condition: AVG_54 3m HORN_9120D_1326 VERTICAL
17.7G ~18G Avg	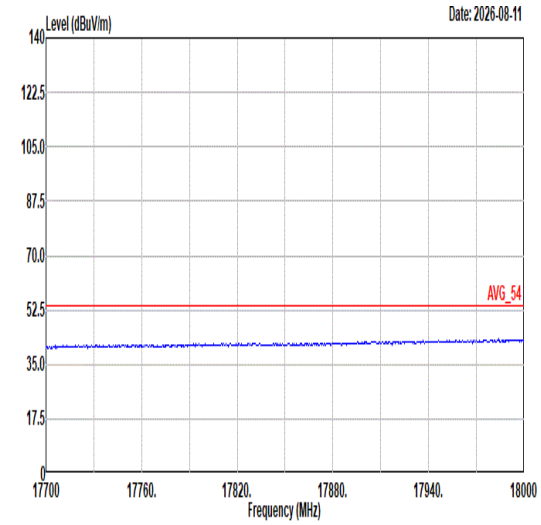 Site : 03CH13-HY Condition: AVG_54 3m HORN_9120D_1326 HORIZONTAL	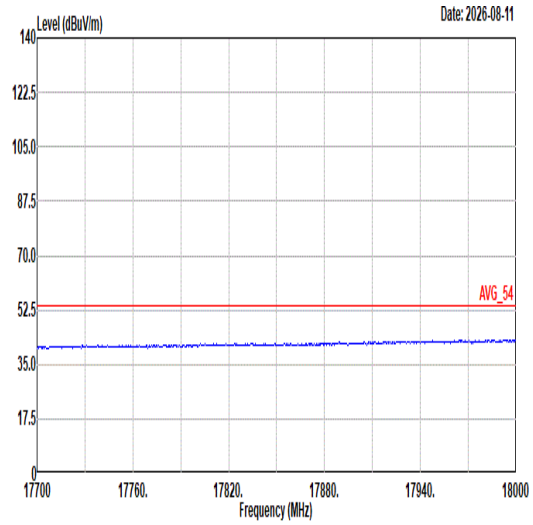 Site : 03CH13-HY Condition: AVG_54 3m HORN_9120D_1326 VERTICAL

Mode	60
	Band Edge - L
	U-NII-2C_5.47-5.725_802.11n HT20_CH144_5720MHz
ANT	1

Pol.	Horizontal	Fundamental
Peak	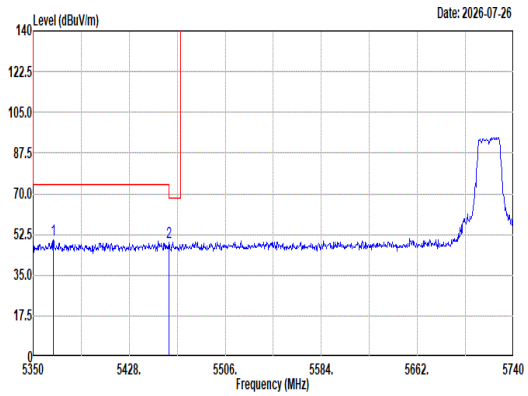 Site : 03CH13-HY Condition: U-NII-2C 3m HORN_9120D_1326 HORIZONTAL : RBW:1000.000kHz VBW:3000.000kHz SWT:Auto Freq Level Limit Line Margin Read Level Ant Factor Cable Loss Preamp Factor Aux Factor APos TPos Remark MHz dBuV/m dBuV/m dB dBuV dB/m dB dB dB cm deg 1 5366.38 49.97 74.00 -24.03 43.63 32.90 10.26 36.82 0.00 100 9 Peak 2 5460.37 49.30 68.20 -18.90 42.90 32.82 10.35 36.77 0.00 100 9 Peak	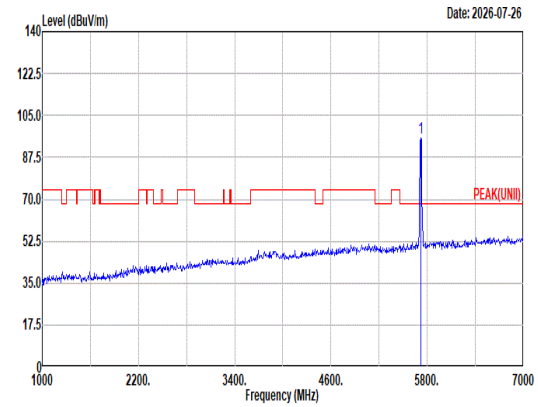 Site : 03CH13-HY Condition: PEAK(UNII) 3m HORN_9120D_1326 HORIZONTAL : RBW:1000.000kHz VBW:3000.000kHz SWT:Auto Freq Level Limit Line Margin Read Level Ant Factor Cable Loss Preamp Factor Aux Factor APos TPos Remark MHz dBuV/m dBuV/m dB dBuV dB/m dB dB dB cm deg 1 5720.00 95.68 ------ ------ 88.39 33.50 10.62 36.83 0.00 100 9 Peak
Avg	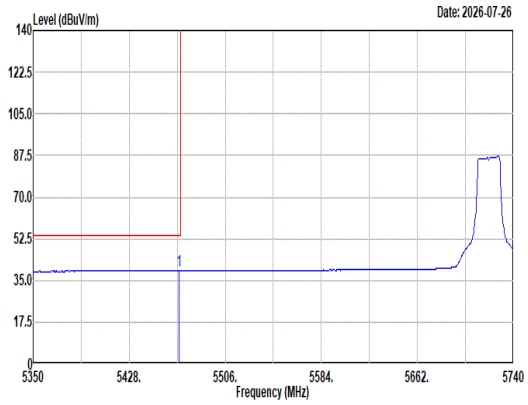 Site : 03CH13-HY Condition: U-NII-2C AVERAGE 3m HORN_9120D_1326 HORIZONTAL : RBW:1000.000kHz VBW:0.010kHz SWT:Auto Freq Level Limit Line Margin Read Level Ant Factor Cable Loss Preamp Factor Aux Factor APos TPos Remark MHz dBuV/m dBuV/m dB dBuV dB/m dB dB dB cm deg 1 5468.56 39.21 54.00 -14.79 32.78 32.84 10.36 36.77 0.00 100 9 Average	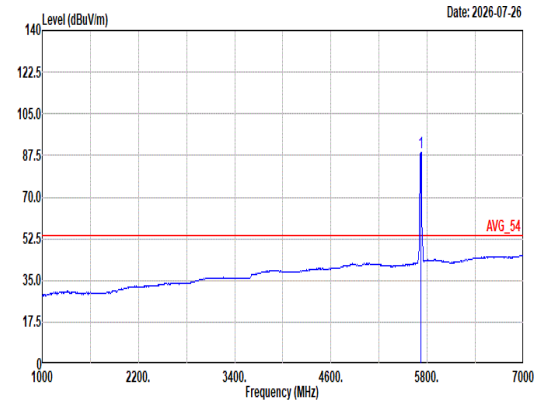 Site : 03CH13-HY Condition: AVG_54 3m HORN_9120D_1326 HORIZONTAL : RBW:1000.000kHz VBW:0.010kHz SWT:Auto Freq Level Limit Line Margin Read Level Ant Factor Cable Loss Preamp Factor Aux Factor APos TPos Remark MHz dBuV/m dBuV/m dB dBuV dB/m dB dB dB cm deg 1 5720.00 88.98 ------ ------ 81.60 33.57 10.64 36.83 0.00 100 9 Average

Mode	60	
	Band Edge - R	
	U-NII-2C_5.47-5.725_802.11n HT20_CH144_5720MHz	
ANT	1	
Pol.	Horizontal	Fundamental
Peak	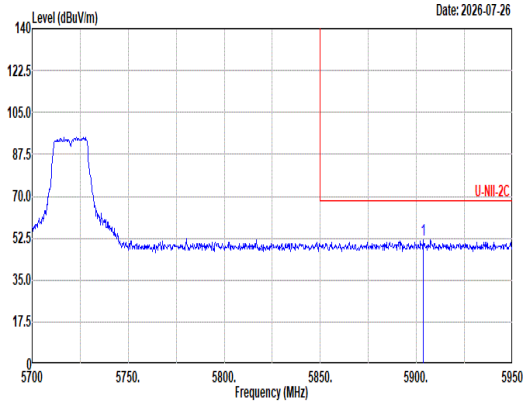 Site : 03CH13-HY Condition: U-NII-2C 3m HORN_9120D_1326 HORIZONTAL : RBW:1000.000kHz VBW:3000.000kHz SWT:Auto Freq Level Limit Line Margin Read Level Ant Factor Cable Loss Preamp Factor Aux Factor APos TPos Remark MHz dBuV/m dBuV/m dB dBuV dB/m dB dB dB cm deg 1 5903.75 51.65 68.20 -16.55 43.44 34.30 10.81 36.90 0.00 100 9 Peak	Blank

Mode	60	
	Band Edge - L	
	U-NII-2C_5.47-5.725_802.11n HT20_CH144_5720MHz	
ANT	1	
Pol.	Vertical	Fundamental
Peak	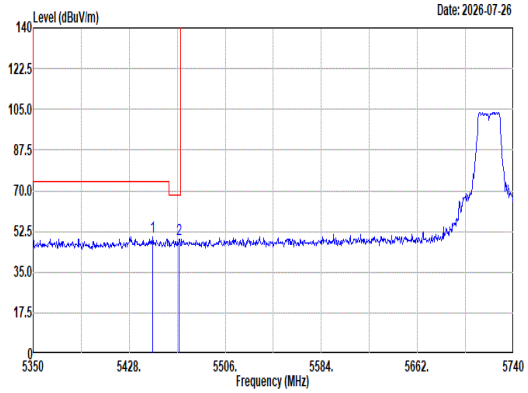 Site : 03CH13-HY Condition: U-NII-2C 3m HORN_9120D_1326 VERTICAL : RBW:1000.000kHz VBW:3000.000kHz SWT:Auto Freq Level Limit Line Margin Read Level Ant Factor Cable Loss Preamp Factor Aux Factor APos TPos Remark MHz dBuV/m dBuV/m dB dBuV dB/m dB dB dB cm deg 1 5447.11 50.21 74.00 -23.79 43.85 32.81 10.33 36.78 0.00 309 350 Peak 2 5468.56 49.22 68.20 -18.98 42.79 32.84 10.36 36.77 0.00 309 350 Peak	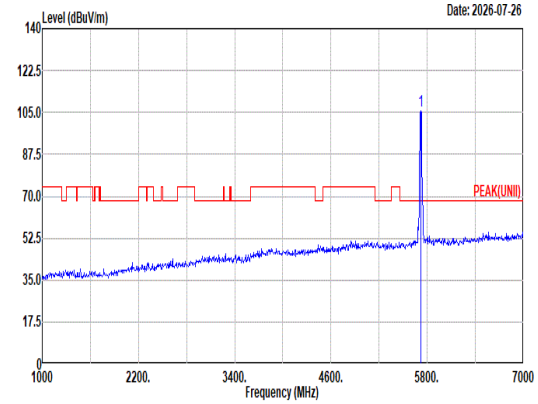 Site : 03CH13-HY Condition: PEAK(UNII) 3m HORN_9120D_1326 VERTICAL : RBW:1000.000kHz VBW:3000.000kHz SWT:Auto Freq Level Limit Line Margin Read Level Ant Factor Cable Loss Preamp Factor Aux Factor APos TPos Remark MHz dBuV/m dBuV/m dB dBuV dB/m dB dB dB cm deg 1 5720.00 105.53 ------ ------ 98.24 33.50 10.62 36.83 0.00 309 350 Peak
Avg	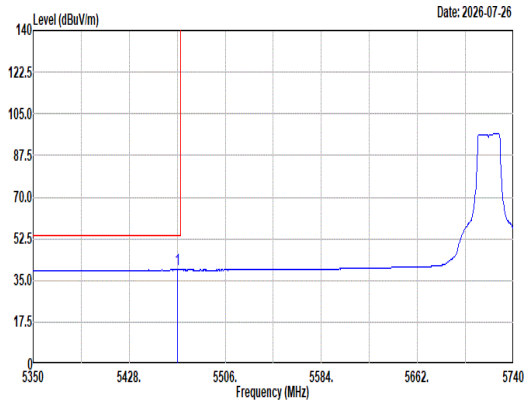 Site : 03CH13-HY Condition: U-NII-2C AVERAGE 3m HORN_9120D_1326 VERTICAL : RBW:1000.000kHz VBW:0.010kHz SWT:Auto Freq Level Limit Line Margin Read Level Ant Factor Cable Loss Preamp Factor Aux Factor APos TPos Remark MHz dBuV/m dBuV/m dB dBuV dB/m dB dB dB cm deg 1 5467.39 39.44 54.00 -14.56 33.03 32.83 10.35 36.77 0.00 309 350 Average	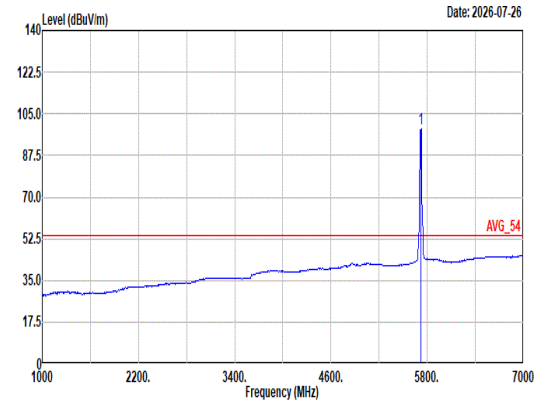 Site : 03CH13-HY Condition: AVG_54 3m HORN_9120D_1326 VERTICAL : RBW:1000.000kHz VBW:0.010kHz SWT:Auto Freq Level Limit Line Margin Read Level Ant Factor Cable Loss Preamp Factor Aux Factor APos TPos Remark MHz dBuV/m dBuV/m dB dBuV dB/m dB dB dB cm deg 1 5720.00 98.61 ------ ------ 91.23 33.57 10.64 36.83 0.00 309 350 Average

Mode	60	
	Band Edge - R	
	U-NII-2C_5.47-5.725_802.11n HT20_CH144_5720MHz	
ANT	1	
Pol.	Vertical	Fundamental
Peak	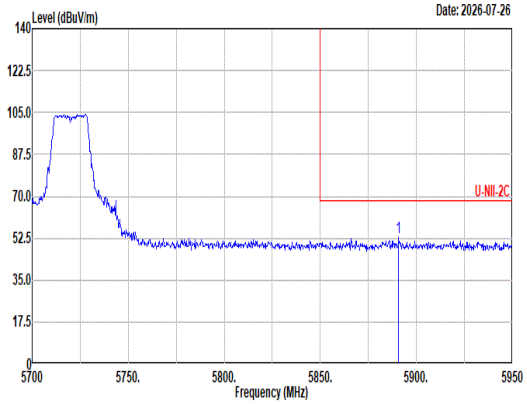 Site : 03CH13-HY Condition: U-NII-2C 3m HORN_9120D_1326 VERTICAL : RBW:1000.000kHz VBW:3000.000kHz SWT:Auto Freq Level Limit Line Margin Read Level Ant Factor Cable Loss Preamp Factor Aux Factor APos TPos Remark MHz dBuV/m dBuV/m dB dBuV dB/m dB dB dB cm deg 1 5890.75 52.57 68.20 -15.63 44.40 34.26 10.80 36.89 0.00 309 350 Peak	Blank

Mode	61	
	SHF	
	U-NII-2C_5.47-5.725_802.11be EHT40_CH102_Full RU_5510MHz	
ANT	1	
Pol.	Horizontal	Vertical
Peak	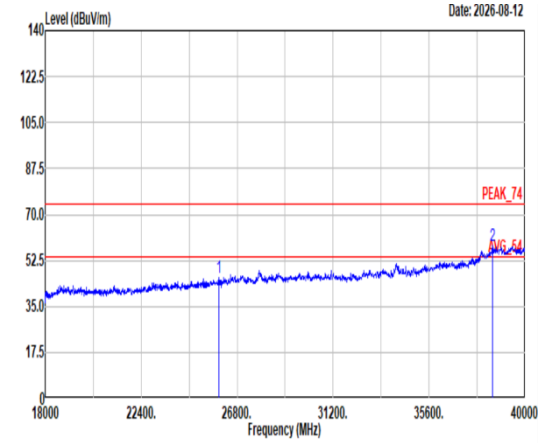 Site : 03CH13-HY Condition: PEAK_74 1m SHF_BBHA9170_1230 HORIZONTAL Freq Level Limit Line Margin Read Level Ant Factor Cable Loss Preamp Factor Aux Factor APos TPos Remark MHz dBuV/m dBuV/m dB dBuV dB/m dB dB dB cm deg 1 25960.00 46.12 74.00 -27.88 41.90 38.84 6.63 53.21 -9.54 -- -- Peak 2 38516.00 58.08 74.00 -15.92 45.28 44.30 8.31 56.90 -9.54 -- -- Peak	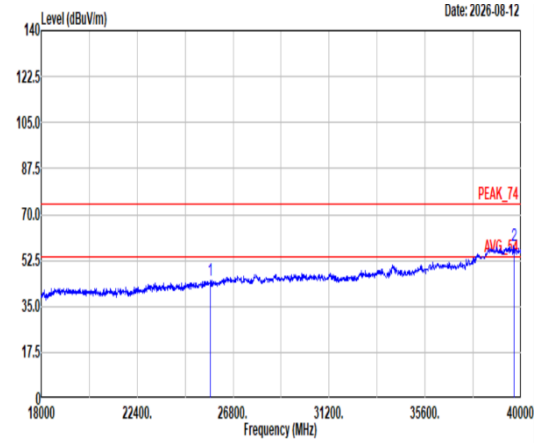 Site : 03CH13-HY Condition: PEAK_74 1m SHF_BBHA9170_1230 VERTICAL Freq Level Limit Line Margin Read Level Ant Factor Cable Loss Preamp Factor Aux Factor APos TPos Remark MHz dBuV/m dBuV/m dB dBuV dB/m dB dB dB cm deg 1 25752.00 44.73 74.00 -29.27 40.46 39.18 6.55 53.25 -9.54 -- -- Peak 2 39664.00 57.91 74.00 -16.09 43.65 45.03 8.33 56.14 -9.54 -- -- Peak
Avg	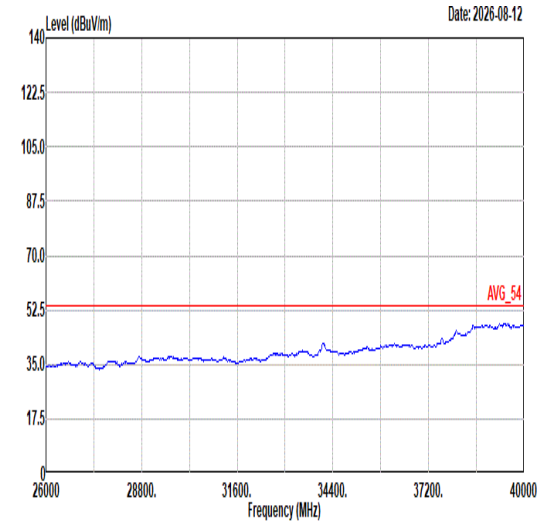 Site : 03CH13-HY Condition: AVG_54 1m SHF_BBHA9170_1230 HORIZONTAL	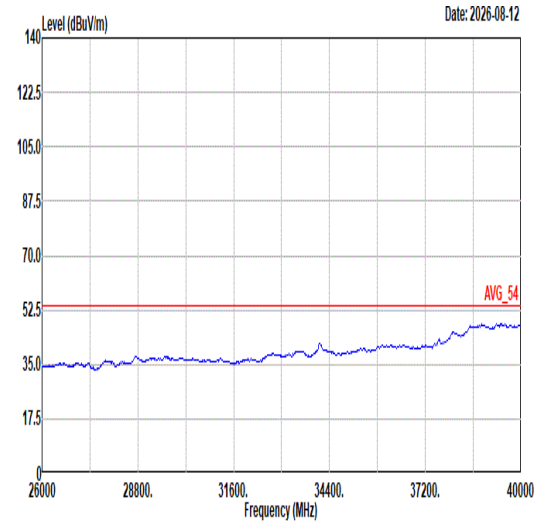 Site : 03CH13-HY Condition: AVG_54 1m SHF_BBHA9170_1230 VERTICAL

Mode	62	
	LF	
	U-NII-2C_5.47-5.725_802.11be EHT40_CH102_Full RU_5510MHz	
ANT	1	
Pol.	Horizontal	Vertical
QP/ Peak	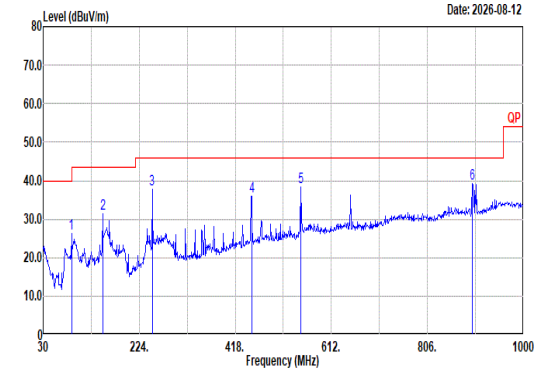 Site : 03CH13-HY Condition: QP 3m BILOG_40103 HORIZONTAL	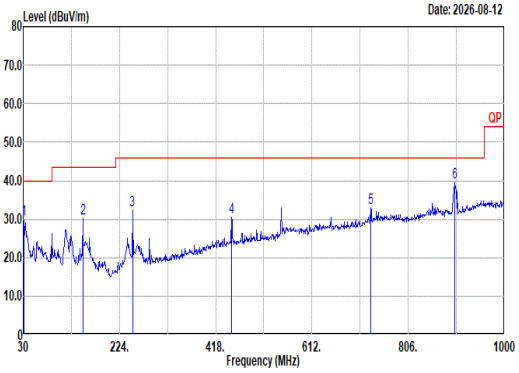 Site : 03CH13-HY Condition: QP 3m BILOG_40103 VERTICAL

Horizontal:

	Freq	Level	Limit Line	Margin	Read Level	Ant Factor	Cable Loss	Preamp Factor	Aux Factor	APos	TPos	Remark
	MHz	dBuV/m	dBuV/m	dB	dBuV	dB/m	dB	dB	dB	cm	deg	
1	87.23	26.19	40.00	-13.81	42.35	14.53	1.34	32.11	0.08	--	--	Peak
2	150.28	31.33	43.50	-12.17	44.54	17.03	1.73	32.07	0.10	--	--	Peak
3	250.19	37.79	46.00	-8.21	48.94	18.47	2.23	31.97	0.12	--	--	Peak
4	450.98	36.04	46.00	-9.96	41.94	22.99	2.94	31.94	0.11	--	--	Peak
5	550.89	38.28	46.00	-7.72	41.33	25.57	3.26	32.00	0.12	--	--	Peak
6	896.21	39.26	46.00	-6.74	37.51	28.79	4.10	31.32	0.18	--	--	Peak

Vertical:

	Freq	Level	Limit Line	Margin	Read Level	Ant Factor	Cable Loss	Preamp Factor	Aux Factor	APos	TPos	Remark
	MHz	dBuV/m	dBuV/m	dB	dBuV	dB/m	dB	dB	dB	cm	deg	
1	30.97	29.93	40.00	-10.07	37.33	23.94	0.77	32.16	0.05	--	--	Peak
2	150.28	30.26	43.50	-13.24	43.47	17.03	1.73	32.07	0.10	--	--	Peak
3	250.19	32.41	46.00	-13.59	43.56	18.47	2.23	31.97	0.12	--	--	Peak
4	450.01	30.44	46.00	-15.56	36.38	22.95	2.94	31.94	0.11	--	--	Peak
5	730.34	32.93	46.00	-13.07	33.34	27.65	3.73	31.93	0.14	--	--	Peak
6	899.12	39.46	46.00	-6.54	37.59	28.88	4.11	31.30	0.18	--	--	Peak

Appendix D. Duty Cycle Plots

Band	Duty Cycle(%)	T(us)	1/T(kHz)	VBW Setting
802.11a	99.05	-	-	10Hz
5GHz 802.11n HT20	100.00	-	-	10Hz
5GHz 802.11be EHT20 Full RU	99.63	-	-	10Hz
5GHz 802.11be EHT20 26 RU	94.63	5025	0.20	220Hz
5GHz 802.11be EHT20 52 RU	95.49	5085	0.20	220Hz
5GHz 802.11be EHT20 106 RU	95.50	4770	0.21	220Hz
5GHz 802.11be EHT20 52+26 MRU	94.99	4550	0.22	240Hz
5GHz 802.11be EHT20 106+26 MRU	93.42	710	1.41	1.5kHz
5GHz 802.11be EHT40 Full RU	100.00	-	-	10Hz
5GHz 802.11be EHT80 Full RU	99.73	-	-	10Hz
5GHz 802.11be EHT160 Full RU	100.00	-	-	10Hz

802.11a

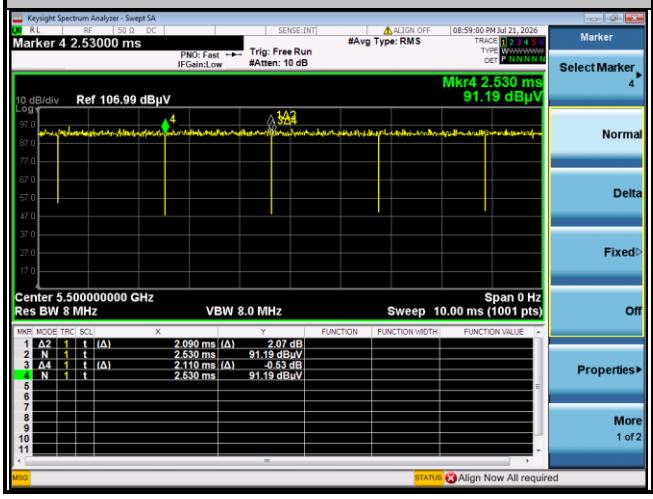

5GHz 802.11n HT20

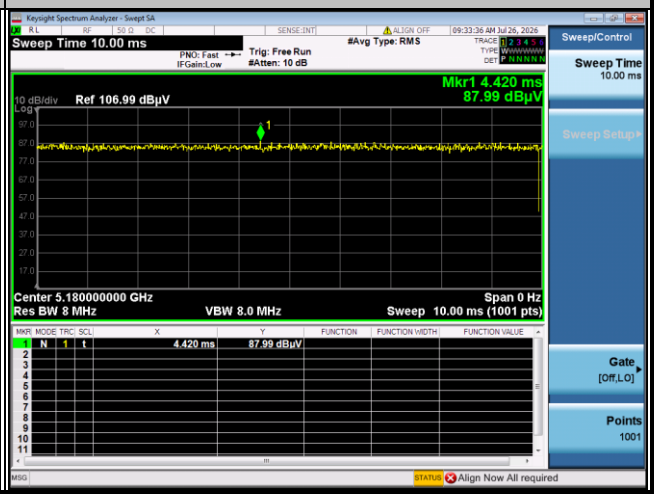

5GHz 802.11be EHT20 Full RU

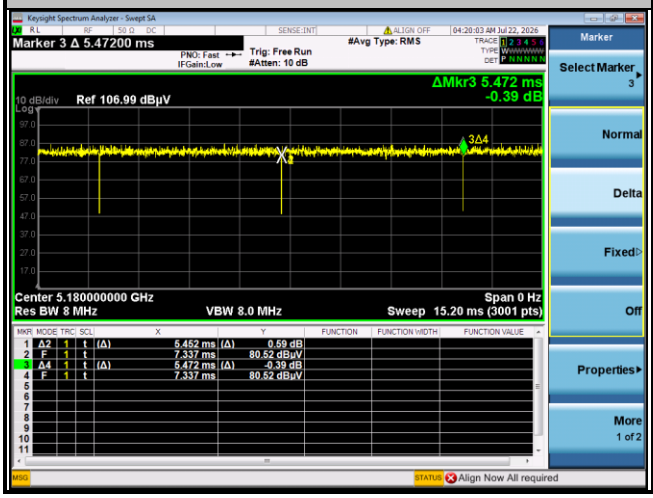

5GHz 802.11be EHT20 26 RU

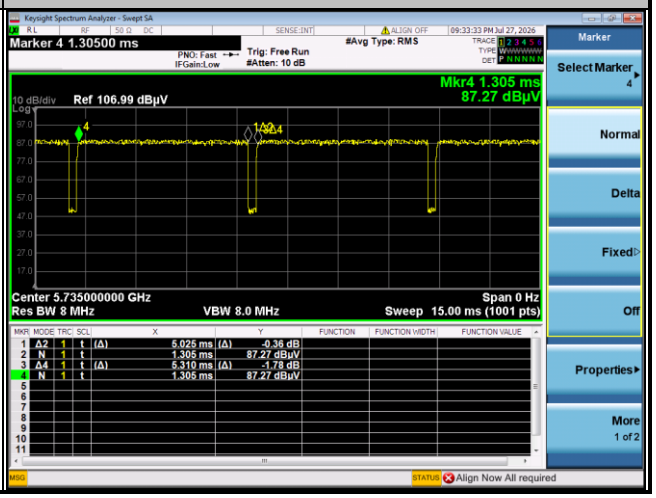

5GHz 802.11be EHT20 52 RU

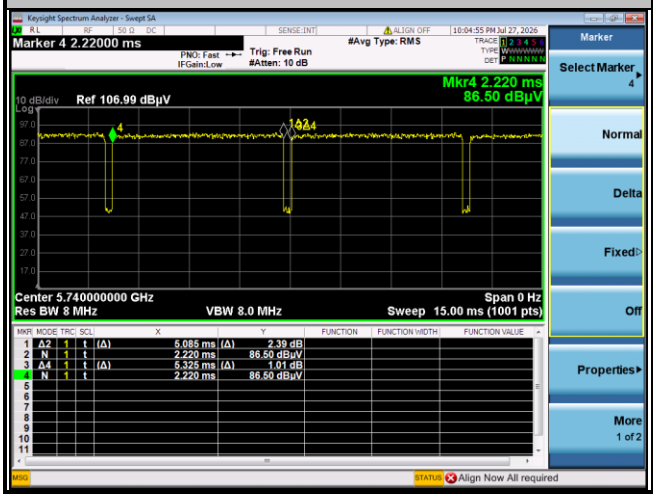

5GHz 802.11be EHT20 106 RU

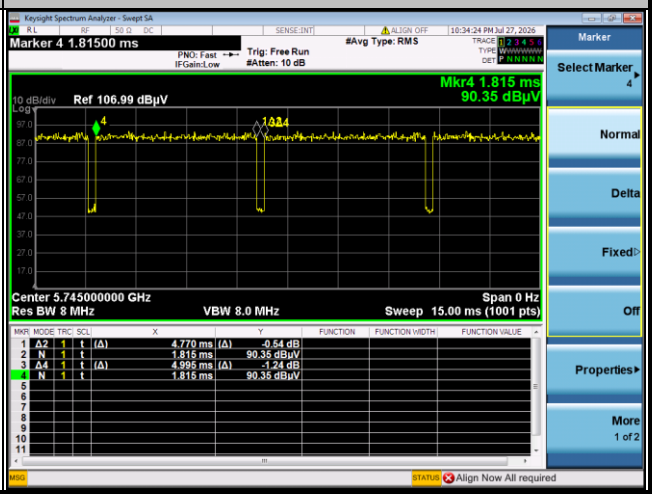

5GHz 802.11be EHT20 52+26 MRU

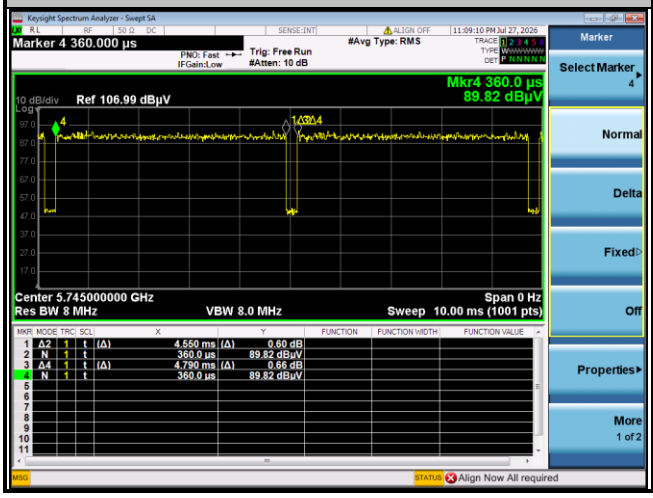

5GHz 802.11be EHT20 106+26 MRU

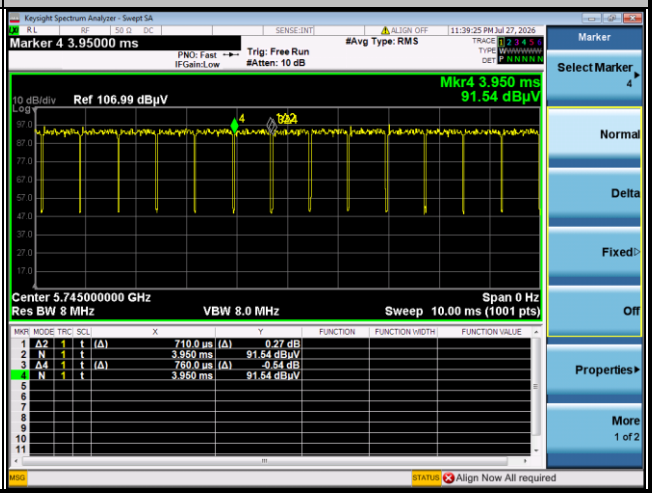

5GHz 802.11be EHT40 Full RU

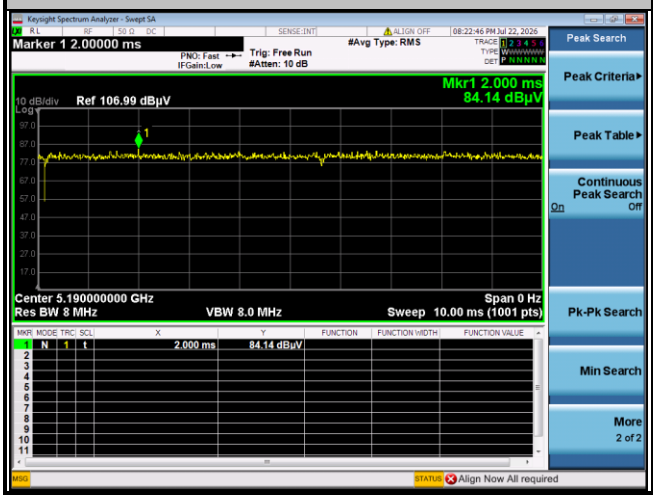

5GHz 802.11be EHT80 Full RU

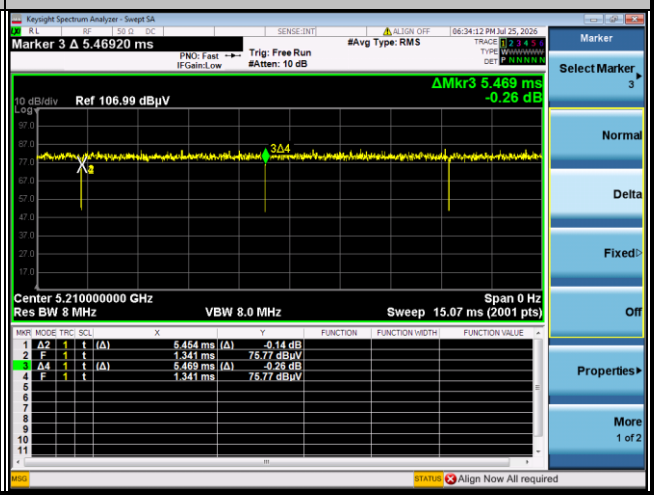
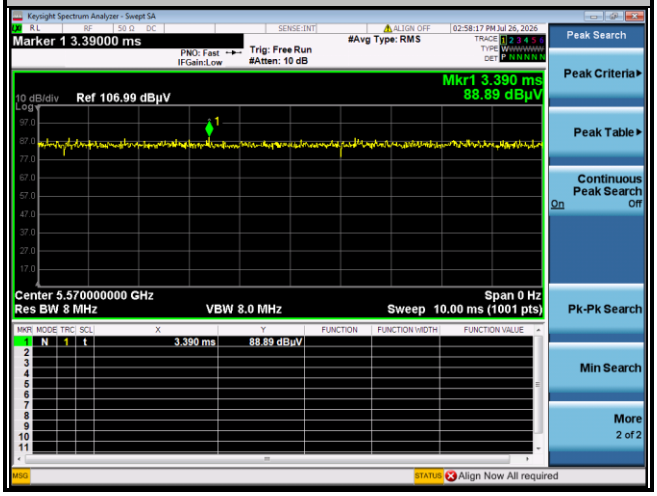
5GHz 802.11be EHT160 Full RU