PRODUCT MANUAL

Astronaut
Wireless Walkie Talkie for Kids

PLEASE READ THIS MANUAL CAREFULLY BEFORE USING THE PRODUCT AND KEEP IT IN A SAFE PLACE.

Function Introduction

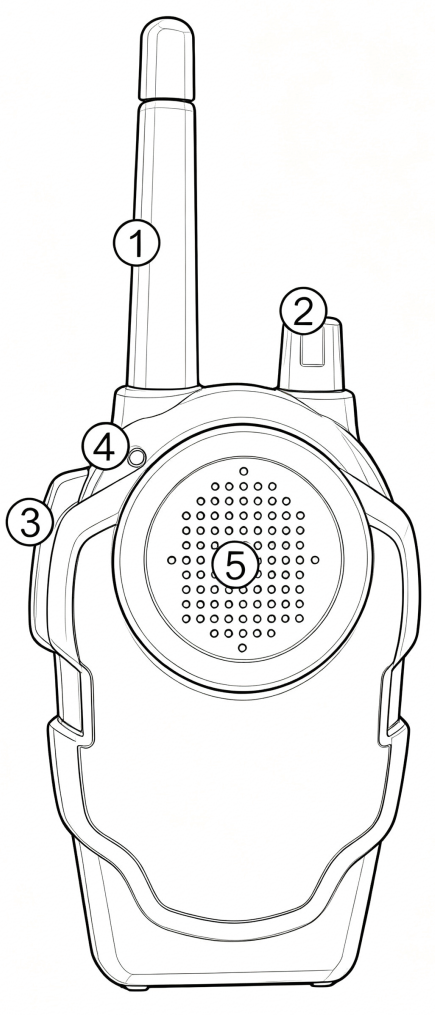

① ANTENNA ② ON/OFF ③ DIALOGUE BUTTON
④ INDICATOE LIGHT ⑤ MICROPHONE

1.Remove battery cover and install in 3 AA batteries. ;
2.Turn the "ON/OFF" button to the right to turn on the console;
3.Press and hold the dialogue button to start the conversation. After speaking, release the dialogue button and the other party will hear the conversation content.

Product components

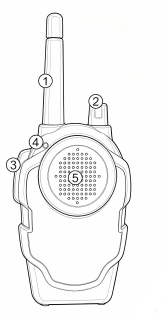

Games Console

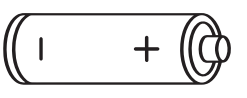

"AA"-1.5V Batteriesx3

Note: (The battery is not included, please purchase it yourself!)

Precautions for battery use

Do not drop the battery into a fire or a hot place. Note: The manufacturer does not assume any responsibility for battery leakage or corrosion caused by human activities.

FCC Warning

Any Changes or modifications not expressly approved by the party responsible for compliance could void the user's authority to operate the equipment. This device complies with part 15 of the FCC Rules. Operation is subject to the following two conditions:
(1) This device may not cause harmful interference.
(2) This device must accept any interference received, including interference that may cause undesired operation.
Note: This equipment has been tested and found to comply with the limits for a Class B digital device, pursuant to part 15 of the FCC Rules. These limits are designed to provide reasonable protection against harmful interference in a residential installation. This equipment generates uses and can radiate radio frequency energy and, if not installed and used in accordance with the instructions, may cause harmful interference to radio communications.However, there is no guarantee that interference will not occur in a particular installation.
If this equipment does cause harmful interference to radio or television reception, which can be determined by turning the equipment off and on, the user is encouraged to try to correct the interference by one or more of the following measures:
-Reorient or relocate the receiving antenna.
-Increase the separation between the equipment and receiver.
-Connect the equipment into an outlet on a circuit different from that to which the receiver is connected.
-Consult the dealer or an experienced radio/TV technician for help.
This equipment complies with FCC radiation exposure limits set forth for an uncontrolled environment. This equipment should be installed and operated with minimum distance 0cm between the radiator and your body.

WEEE Warning

Do not dispose of electrical appliances as unsorted municipal waste, use separate collection facilities. Contact your local government for information regarding the collection systems available. If electrical appliances are disposed of in landfills or dumps, hazardous substances can leak into the groundwater and get into the food chain, damaging your health and well-being.