Packing list

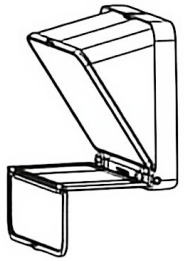

Teleprompter * 1

Phone holder * 1

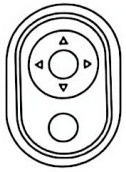

Remote control * 1

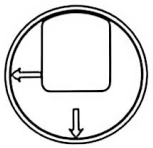

Phone lens circle * 1

Screw * 1

Teleprompter remote / Compatible with Android and Apple system

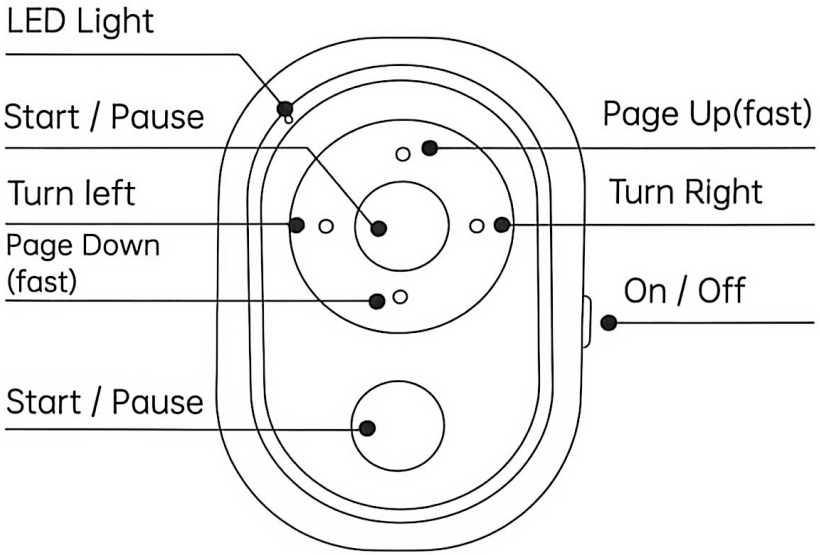

Bluetooth name: TCQI

Remote control connection steps

1: Download and install teleprompter software **[TCQI]**

2: Turn on the bluetooth remote

3: Turn on the phone's bluetooth, find the bluetooth device named **"TCQI"** to connect

提词器APP下载

【Android users】

Method 1：Open the Android browser, then scan the QR code, choose "Ordinary Download"

Method 2：Search "TCQI" on Google play

⚠ Users of HarmonyOS 5.0, please download the [TCQI Teleprompter] from the Huawei AppGallery.

【Apple users】

Search【 TCQI 】on App Store

Mobile phone installation steps (vertical shot)

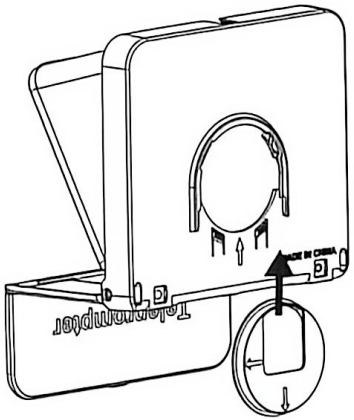

1: Attach the phone lens ring to the teleprompter

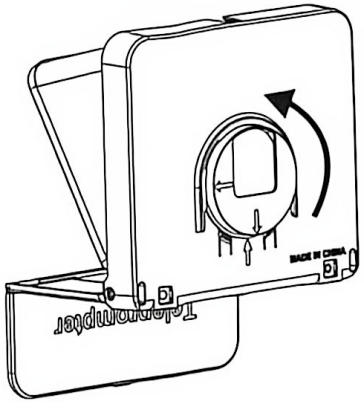

2: The lens ring is adjusted to the angle suitable for mobile phone shooting

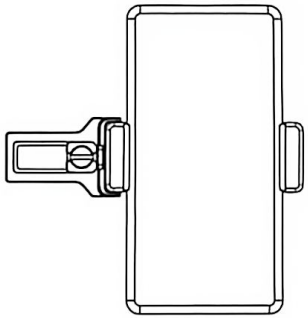

3: Clamp the phone vertically on the phone clip

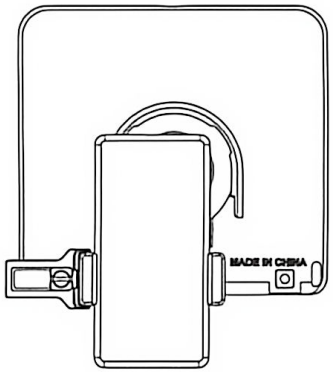

4: Assemble the phone clip into the rear case and tighten the screws

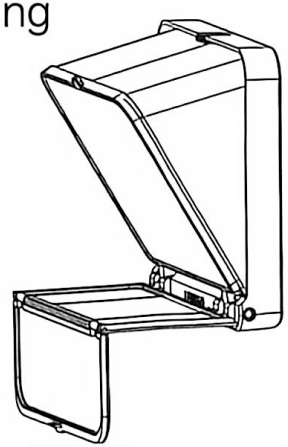

5: Tear off the protective film on the base and place the phone for teleprompter here

Mobile phone installation steps (horizontal shot)

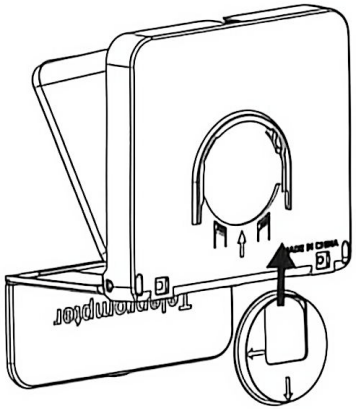

1: Attach the phone lens ring to the teleprompter

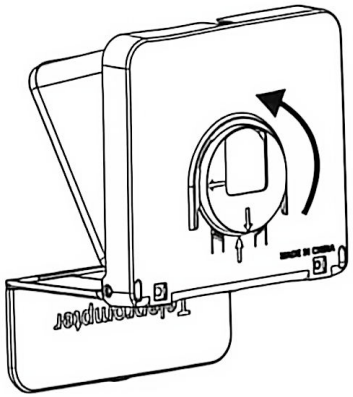

2: The lens ring is adjusted to the angle suitable for mobile phone shooting

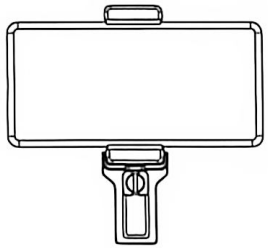

2: Clip the phone horizontally to the phone clip

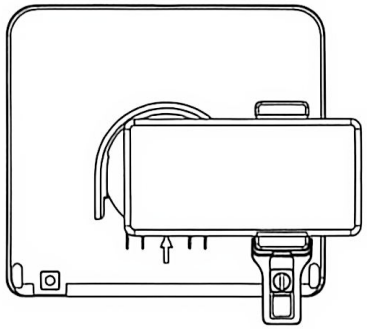

3: Assemble the phone clip into the rear case and tighten the screws

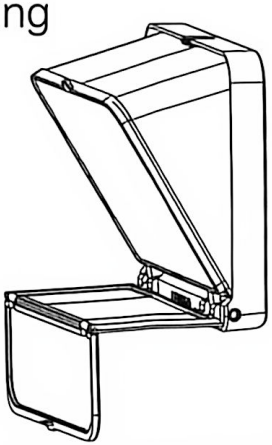

4: Tear off the protective film on the base and place the phone for teleprompter here

This device complies with part 15 of the FCC Rules. Operation is subject to the following two conditions: (1) This device may not cause harmful interference, and (2) this device must accept any interference received, including interference that may cause undesired operation.
NOTE: This equipment has been tested and found to comply with the limits for a Class B digital device, pursuant to Part 15 of the FCC Rules. These limits are designed to provide reasonable protection against harmful interference in a residential installation. This equipment generates, uses and can radiate radio frequency energy and, if not installed and used in accordance with the instructions, may cause harmful interference to radio communications. However, there is no guarantee that interference will not occur in a particular installation. If this equipment does cause harmful interference to radio or television reception, which can be determined by turning the equipment off and on, the user is encouraged to try to correct the interference by one or more of the following measures:

-- Reorient or relocate the receiving antenna.
-- Increase the separation between the equipment and receiver.
-- Connect the equipment into an outlet on a circuit different from that to which the receiver is connected.
-- Consult the dealer or an experienced radio/TV technician for help.

Changes or modifications not expressly approved by the party responsible for compliance could void the user's authority to operate the equipment.The device has been evaluated to meet general RF exposure requirement. The device can be used in portable exposure condition without restriction.