承　认　书

SPECIFICATION FOR APPROVAL

客户名称 Customer Name: 东声

产品型号 Product Model: S5120Q

客户料号Customer P/N :

鑫恒阳料号 XINHENGYANG P/N: CP.21.0000427

产品规格 SPECIFFCATIONS: WIFI-天线0 /2400-5850MHZ/PCB天线

制作日期 Production date: 2026.06.01

封样版本 Sample Version: V3

鑫恒阳（XINHENGYANG）		
编制（FICTION）	结构（SE）	研发（R&D）
客户（Customer）		
采　购（PUR）	结构（SE）	研发（R&D）

生产厂商：深圳市鑫恒阳科技有限公司
Manufacturer: Shenzhen Xinhengyang Technology Co., Ltd
深圳地址：深圳市南山区西丽街道朗山二号路 7 号航天微电机大厦B 栋一层
Address: 1st Floor, Building B, Aerospace Micro motor Building, No. 7 Langshan 2nd Road, Xili Street, Nanshan District, Shenzhen
电话Phone：0755-83600916 邮箱email：gc@xhy-2008.com
网址Website：https://www.XHY-2008.com

目录 Index

一、 封面（Cover）……1

二、 目录 （Index）……2

三、 变更履历（Change history）……3

四、 基本参数（The basic parameters）……4

五、 测试设备（TestEquipment & Conditions）……5

六、 性能测试（Performance testing）……6-10

七、 工程图纸（Product Drawing）……11

八、 环保标准（RoHS）……12

九、 产品包装说明（Product packaging instructions） 12

三、变更履历（Change history）

编号 Number	有效日期 Effective date	更改记录 Change record
V1	2026.02.27	Initial release
V2	2026.05.29	Update the antenna and data
V3	2026.06.01	Update the antenna and data

四、基本参数（The basic parameters）

A. Electrical Characteristics	
Frequency	2400MHZ-2500MHZ 5150MHZ-5850MHZ
VSWR	2400MHZ-2500MHZ <2.5 5150MHZ-5850MHZ <3.0
Return loss free space	2400MHZ-2500MHZ <-8 5150MHZ-5850MHZ <-6
Avg Efficiency	2400MHZ-2500MHZ >40% 5150MHZ-5850MHZ >40%
Impedance	50 Ohm
Polarization	Linear polarization
Peak Gain	2400MHZ-2500MHZ:2.56 dBi 5150MHZ-5850MHZ:3.11 dBi
B. Material & Mechanical Characteristics	
Material of Radiator	PCB black
Cable Type	一代
Connector Type	Φ1.37 LOSS线 L=207MM±3.0MM
Dimension	45*20*0.8±0.20MM
C. Environmental	
Operation Temperature	- 20 ℃ ~ + 85 ℃

五、测试设备 Introduction:

微波暗室，吸波室，电波暗室。微波暗室由电磁屏蔽室、滤波隔离室、接地装置、通风管道、室内配电系统、监控系统、吸波材料部分组成。它基于吸波材料作为屏蔽室的衬里，可以将大部分电磁能吸收到六面墙中，是一种更好的模拟自由空间条件的方法。

Microwave darkroom and no reflection chamber, absorbing short wave darkroom dark room. Microwave darkroom by electromagnetic shielding room, filtering and isolation, grounding device, the ventilation duct, indoor distribution system, monitoring system, ceiling wave material part. It is based on the wave absorbing material as the lining of the shield room, it can absorb the most of the electromagnetic energy into the six wall is a better simulation of the free space conditions.

微波暗室的主要工作原理是根据电磁波在介质中从低磁导向高磁导方向传播的规律，利用高磁导率吸波材料引导电磁波，通过共振，大量吸收电磁波的辐射能量，再通过耦合把电磁波的能量转变成热能。

The main working principle of microwave anechoic chamber is according to the electromagnetic wave in the medium from the low magnetic guide magnetic direction of propagation rules, absorbing materials to guide the electromagnetic wave using high permeability, through resonance, a substantial absorption of electromagnetic wave radiation energy, by coupling the electromagnetic energy into heat energy.

主要性能 main performance：

频率范围：400MHz~6GHz天花板反射波损耗材料：400MHHz~6GHz等于或大于15dB（微波吸收材料由复合吸波材料制成，即锥形含碳海绵吸波材料在铁氧体中粘贴）。

Frequency range:400MHz ~ 6GHz ceiling reflected wave loss materials: 400MHz ~ 6GHz is equal to or more than 15dB (microwave absorbing material by composite wave absorbing materials, namely tapered containing carbon sponge suction wave material paste in ferrite).



六、性能测试报告（Test Report）

这些规格是专门为 S5120Q 定义的模型。

Those specifications were specially defined for S5120Q model.

1.天线位置Prototype position:



2. 电压驻波比VSWR

1. 测量方法Measuring Method

1. 50Ω同轴电缆连接到天线，然后将该电缆连接到网络分析仪以测量电压驻波比 。

A 50Ωcoaxialcable is connected to the antenna. Then this cable is connected to a network analyzer to measurethe VSWR.

2. 夹具与金属保持至少20cm的距离。

Keeping this jig away from metal at least 20cm

2. 测量频率点和驻波比

Measurement frequency points and VSWR value

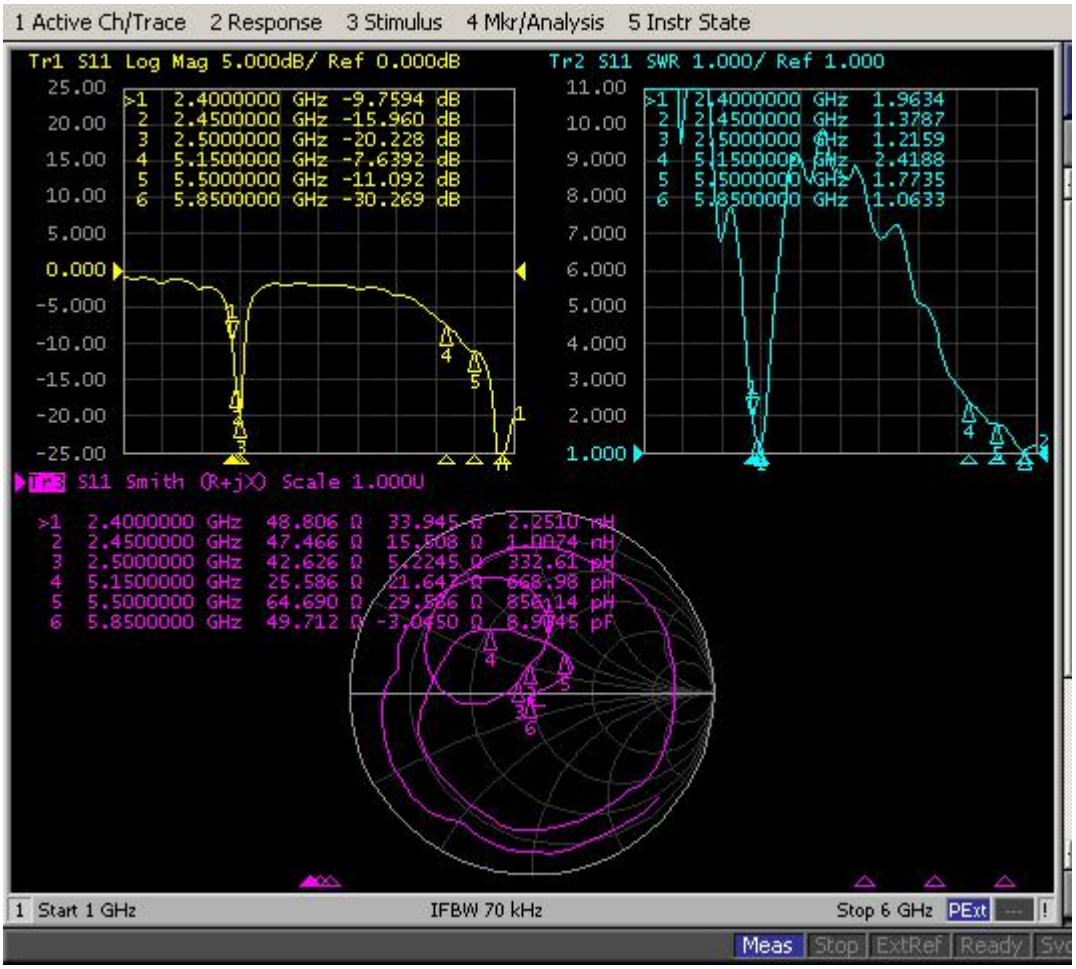

4.2D/3D场型图

2D/3D field pattern diagram

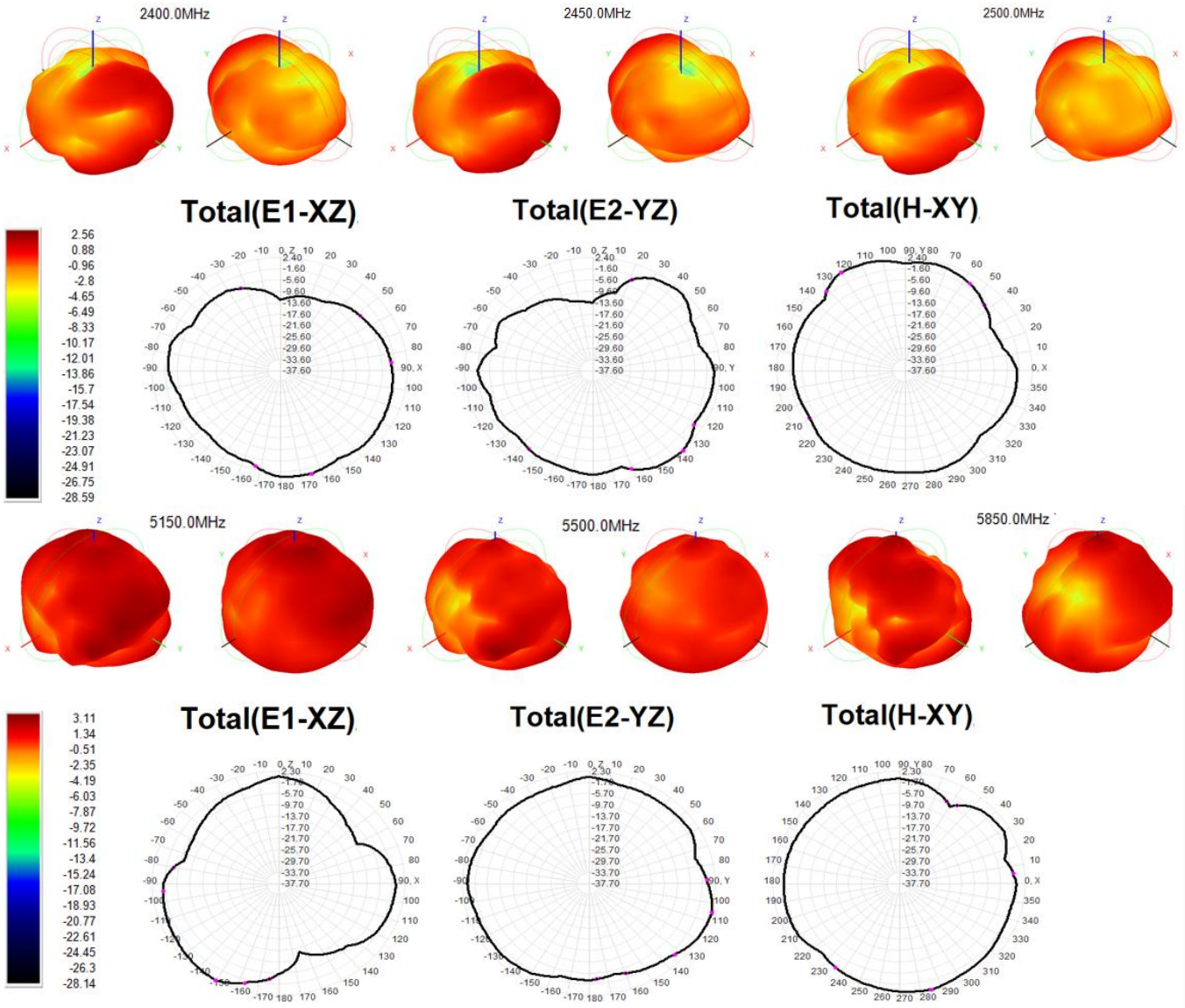

5.无源效率&增益

Passive efficiency & Gain

2400MHZ-5850MHZ					
WIFI-天线0					
Frequency (MHz)	Gain (dBi)	Efficiency (%)	Frequency (MHz)	Gain (dBi)	Efficiency (%)
2400.0	1.22	43.95	5250.0	2.18	51.18
2410.0	1.51	47.68	5300.0	1.82	59.99
2420.0	1.61	50.27	5350.0	1.25	50.57
2430.0	1.83	54.10	5400.0	1.64	51.17
2440.0	1.96	54.30	5450.0	2.16	67.83
2450.0	2.09	58.02	5500.0	1.58	54.32
2460.0	2.22	59.00	5550.0	3.06	65.18
2470.0	2.32	63.31	5600.0	3.11	68.58
2480.0	2.41	63.63	5650.0	2.48	67.31
2490.0	2.52	64.33	5700.0	1.89	62.86
2500.0	2.56	63.97	5750.0	2.88	69.17
5150.0	0.52	47.13	5800.0	2.79	64.97
5200.0	1.44	51.18	5850.0	2.01	57.60

6.OTA有源

OTA Active

WIFI											
802.11B 11Mbps			802.11G 54Mbps			802.11N MCS7			802.11A 54Mbps		
BAND	TRP（dBm）	TIS（dBm）	BAND	TRP（dBm）	TIS（dBm）	BAND	TRP（dBm）	TIS（dBm）	BAND	TRP（dBm）	TIS（dBm）
1 2412MHZ	15.12	-87.95	1 2412MHZ	16.01	-76.3	1 2412MHZ	15.94	-71.46	36 (5180MHZ)	12.92	-75.46
6 2437MHZ	15.36	-88.24	6 2437MHZ	15.58	-75.37	6 2437MHZ	15.16	-72.35	120 (5600MHZ)	12.87	-72.84
11 2462MHZ	15.96	-88.17	11 2462MHZ	15.39	-75.64	11 2462MHZ	15.33	-71.78	157 (5785MHZ)	12.65	-74.75

七、 工程图纸（Product Drawing）

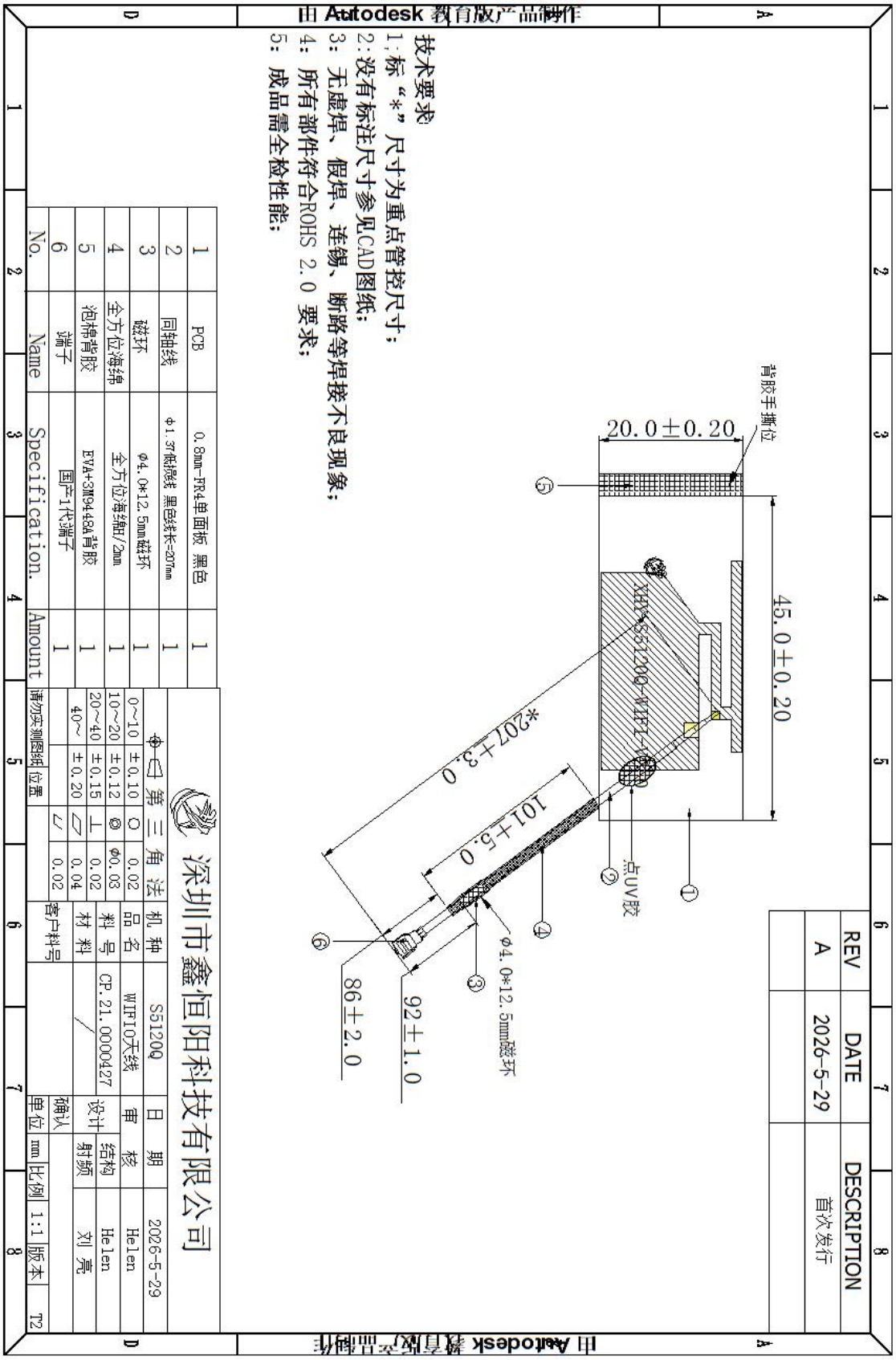

八、环保标准/RoHS

天线 CP.21.0000427 符合RoHS环保要求，详情请参阅电子文件。

Antenna CP.21.0000427 meets RoHS requirements See electronic file for details.

九、产品包装说明/Product packaging instructions

A.包装应符合防潮、防震、耐压、防霉等要求。

A. packing should meet the moistureproof, vibration, pressure and mildew proof, etc.

B.最小包装单位标志必须有制造商商标、产品型号、名称、代码和数量。

B. the smallest packing unit logo must have the manufacturer trademarks, product model, name, code and quantity.

C.在随附的装箱单、批准证书和工厂检验报告中。

C. in the attached packing list, certificate of approval, and the factory inspection report.

**********END**********