Photographs of the EUT (External Photos)

Model: K33-D

qi2
25W
PULL


Install Steps
Clean the flat dash
Must press down on the suction cup firmly one circle to achieve firm adsorption
1 2
3 4
90°
Rotate 90°clockwise to lock
30 mins
Use it after 30 minutes
Remove before use

PULL

PULL