ANNEX 1 TEST DATA

FCC ID: 2BWQI-PD530M-3C

Applicant:	Shenzhen 3rd Eye Electronics Co., Limited
Address:	Room 401, Building 3 East, Weihao Industrial Zone, Shakeng Road, Yangguang Community, Xili Street, Nanshan District, Shenzhen
Manufacturer:	Shenzhen 3rd Eye Electronics Co., Limited
Address:	Room 401, Building 3 East, Weihao Industrial Zone, Shakeng Road, Yangguang Community, Xili Street, Nanshan District, Shenzhen
Product Name:	pipe inspection camera
Trade Mark:	3RDEYE
Model Number:	PD530M-3C, PD530M-14, PD530M-23, PD530M-32, PD530M-35, PD530M-2C, PD530M-360, PD200-32, PD200-360, PD200-35, PD200-23, PD200-2C, PD200-3C
Date of Receipt:	May 09, 2026
Test Date:	May 09, 2026 - Jun. 02, 2026
Date of Report:	Jun. 02, 2026
Prepared By:	Shenzhen DL Testing Technology Co., Ltd.
Address:	101-201, Comprehensive Building, Tongzhou Electronics Longgang Factory Area, No.1 Baolong Fifth Road, Baolong Community, Baolong Street, Longgang District, Shenzhen, China
Applicable Standards:	FCC PART 15 E 15.407 ANSI C63.10-2020+Cor 1-2023
Test Result:	Pass
Report Number:	DLE-260509028R

Duty Cycle....3
Maximum Conducted Output Power....7
-26dB Bandwidth....8
Occupied Channel Bandwidth....12
Maximum Power Spectral Density Level....16
Band Edge....20

Duty Cycle

Condition	Mode	Frequency (MHz)	Antenna	Duty Cycle (%)	Correction Factor (dB)	1/T (kHz)
NVNT	a	5180	Ant1	19.35	7.13	4.17
NVNT	a	5220	Ant1	20	6.99	4
NVNT	a	5240	Ant1	19.35	7.13	4.17
NVNT	n20	5180	Ant1	18.03	7.44	4.55
NVNT	n20	5220	Ant1	18.7	7.28	4.35
NVNT	n20	5240	Ant1	18.7	7.28	4.35
NVNT	n40	5190	Ant1	11.5	9.39	7.69
NVNT	n40	5230	Ant1	11.5	9.39	7.69

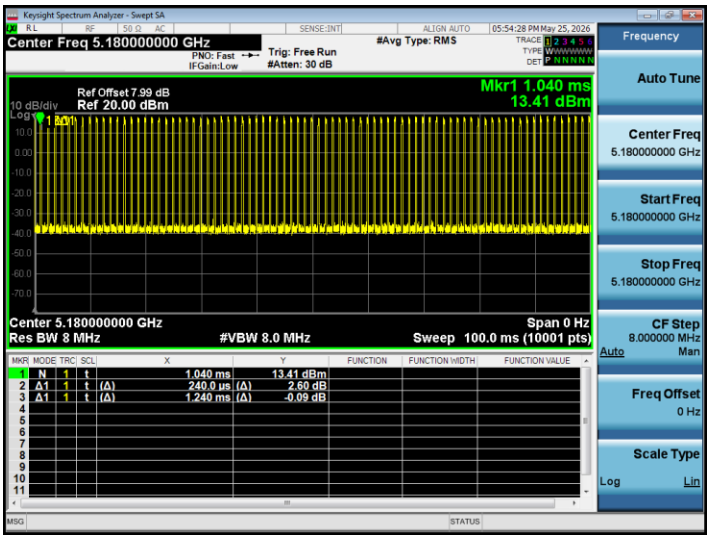

Duty Cycle NVNT a 5180MHz Ant1

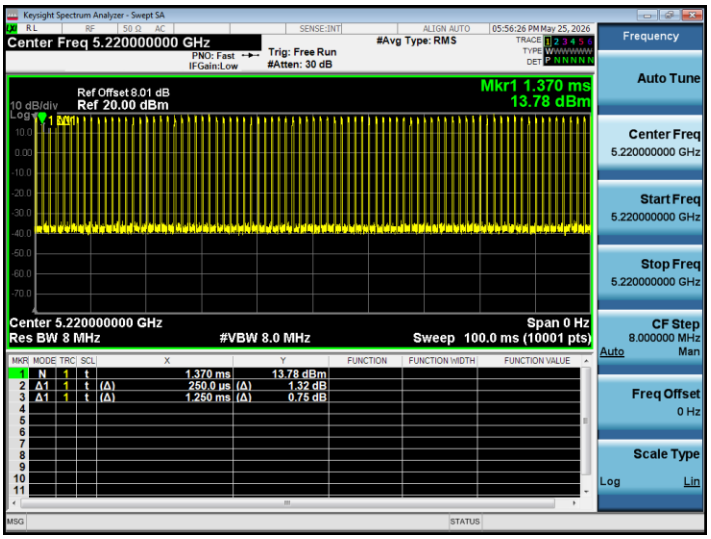

Duty Cycle NVNT a 5220MHz Ant1

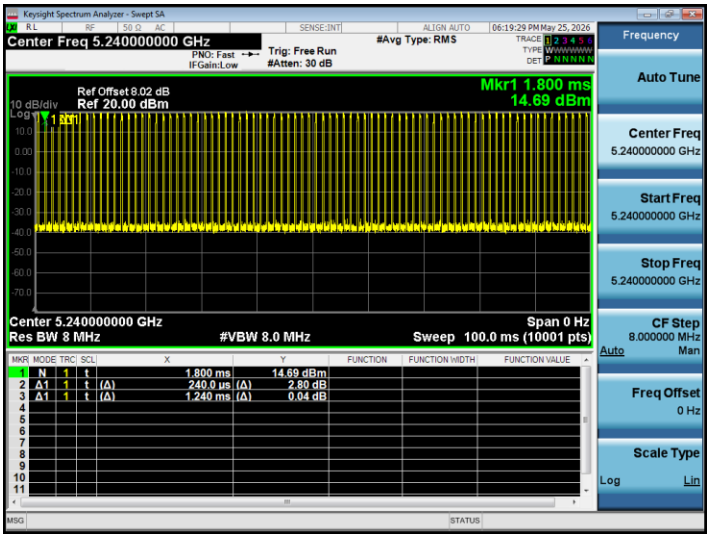

Duty Cycle NVNT a 5240MHz Ant1

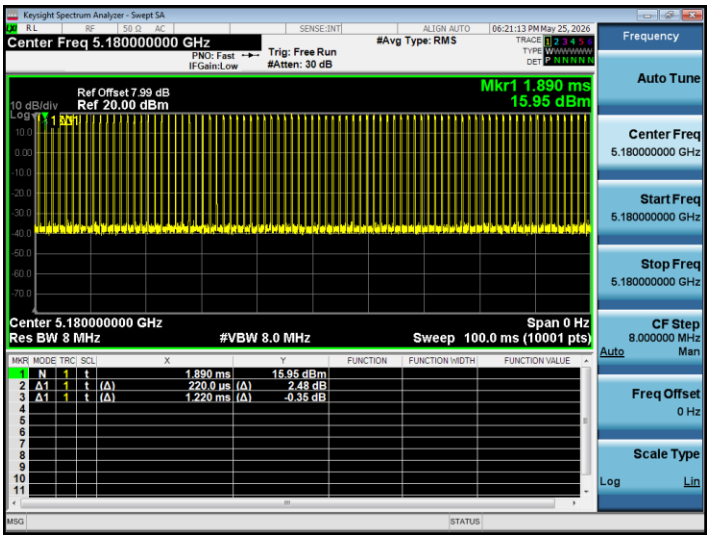

Duty Cycle NVNT n20 5180MHz Ant1

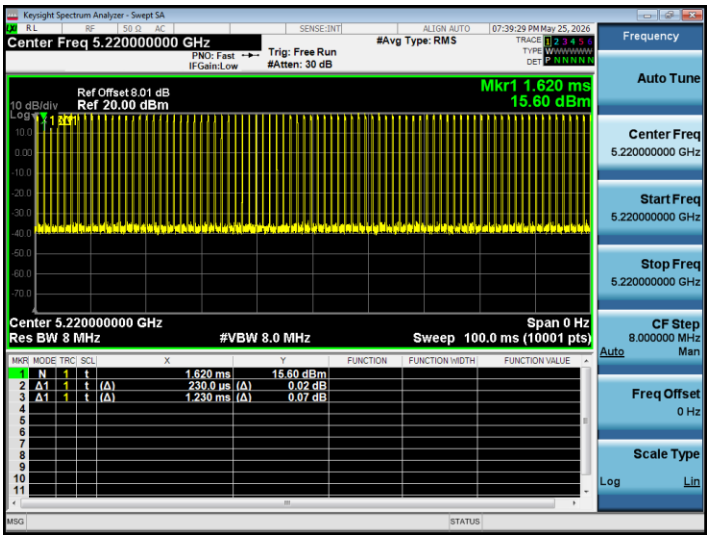

Duty Cycle NVNT n20 5220MHz Ant1

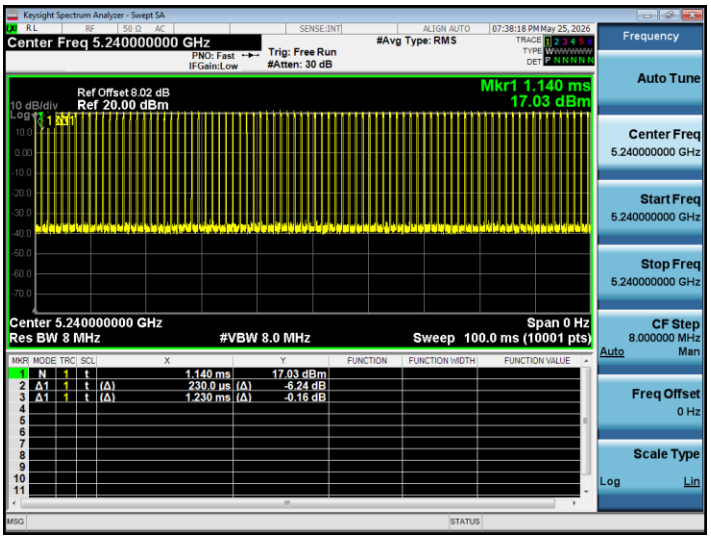

Duty Cycle NVNT n20 5240MHz Ant1

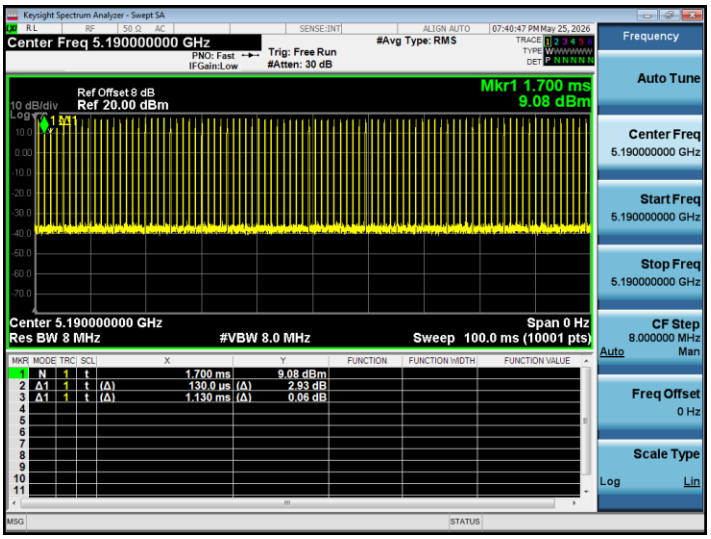

Duty Cycle NVNT n40 5190MHz Ant1

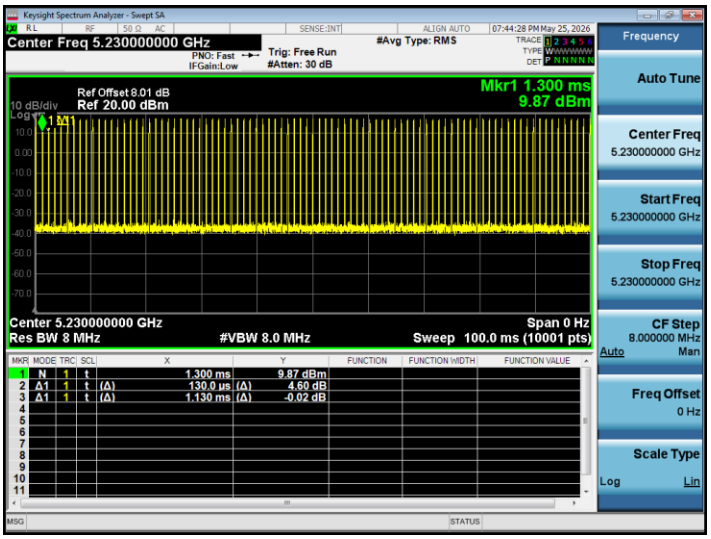

Duty Cycle NVNT n40 5230MHz Ant1

Maximum Conducted Output Power

Condition	Mode	Frequency (MHz)	Antenna	Conducted Power (dBm)	Duty Factor (dB)	Total Conducted Power (dBm)	Limit (dBm)	Verdict
NVNT	a	5180	Ant1	5.86	7.13	12.99	24	Pass
NVNT	a	5220	Ant1	6.28	6.99	13.27	24	Pass
NVNT	a	5240	Ant1	7.45	7.13	14.58	24	Pass
NVNT	n20	5180	Ant1	6.75	7.44	14.19	24	Pass
NVNT	n20	5220	Ant1	7.24	7.89	15.13	24	Pass
NVNT	n20	5240	Ant1	7.22	7.28	14.5	24	Pass
NVNT	n40	5190	Ant1	4.18	9.39	13.57	24	Pass
NVNT	n40	5230	Ant1	3.14	9.39	12.53	24	Pass

-26dB Bandwidth

Condition	Mode	Frequency (MHz)	Antenna	-26 dB Bandwidth (MHz)
NVNT	a	5180	Ant1	23.7
NVNT	a	5220	Ant1	24.48
NVNT	a	5240	Ant1	26.66
NVNT	n20	5180	Ant1	29.03
NVNT	n20	5220	Ant1	29.25
NVNT	n20	5240	Ant1	29.44
NVNT	n40	5190	Ant1	56.58
NVNT	n40	5230	Ant1	59.06

-26dB Bandwidth NVNT a 5180MHz Ant1

-26dB Bandwidth NVNT a 5220MHz Ant1

-26dB Bandwidth NVNT a 5240MHz Ant1

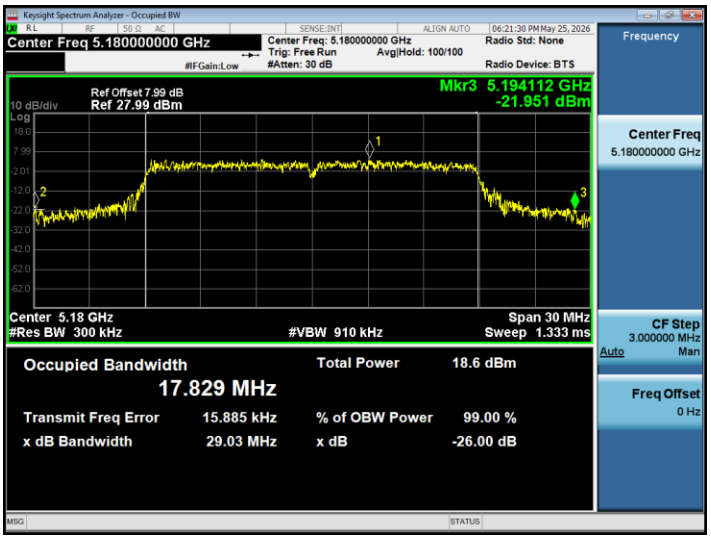

-26dB Bandwidth NVNT n20 5180MHz Ant1

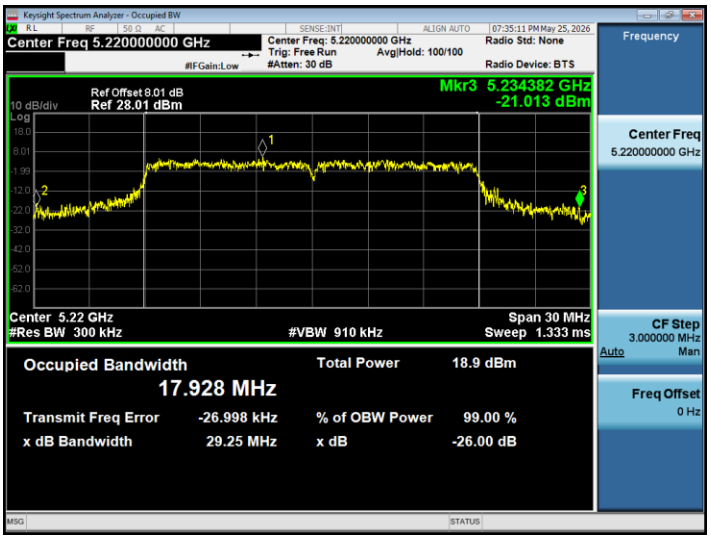

-26dB Bandwidth NVNT n20 5220MHz Ant1

-26dB Bandwidth NVNT n20 5240MHz Ant1

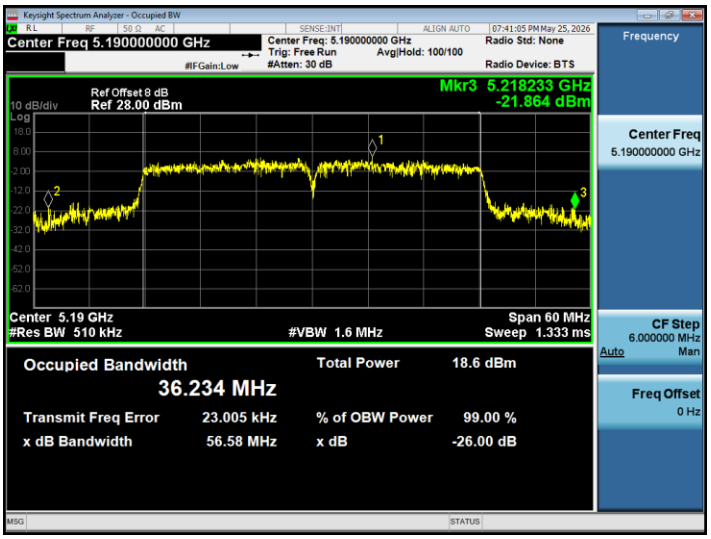

-26dB Bandwidth NVNT n40 5190MHz Ant1

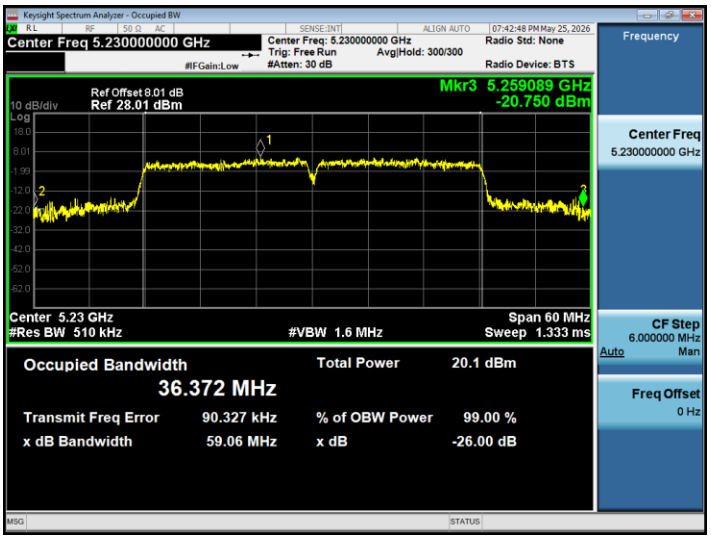

-26dB Bandwidth NVNT n40 5230MHz Ant1

Occupied Channel Bandwidth

Condition	Mode	Frequency (MHz)	Antenna	99% OBW (MHz)
NVNT	a	5180	Ant1	16.617
NVNT	a	5220	Ant1	16.68
NVNT	a	5240	Ant1	16.68
NVNT	n20	5180	Ant1	17.793
NVNT	n20	5220	Ant1	17.795
NVNT	n20	5240	Ant1	17.879
NVNT	n40	5190	Ant1	36.179
NVNT	n40	5230	Ant1	36.359

OBW NVNT a 5180MHz Ant1

OBW NVNT a 5220MHz Ant1

OBW NVNT a 5240MHz Ant1

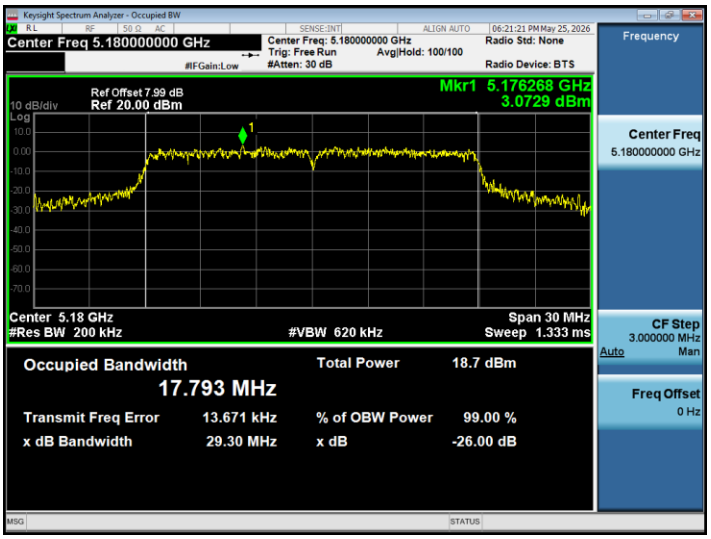

OBW NVNT n20 5180MHz Ant1

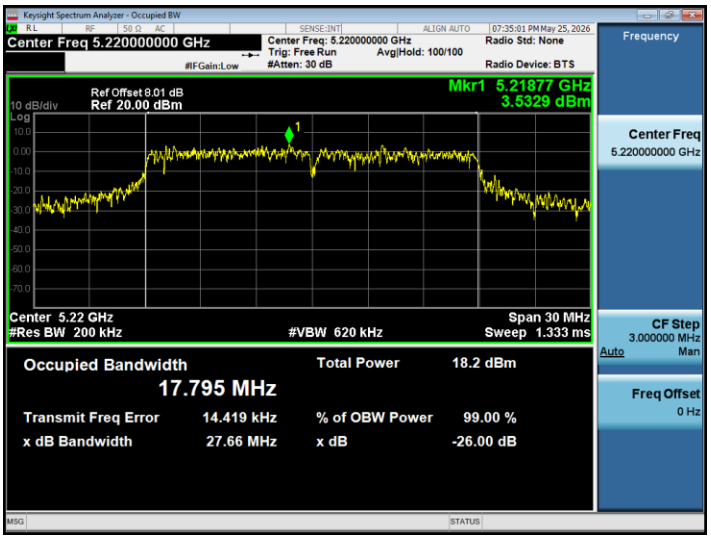

OBW NVNT n20 5220MHz Ant1

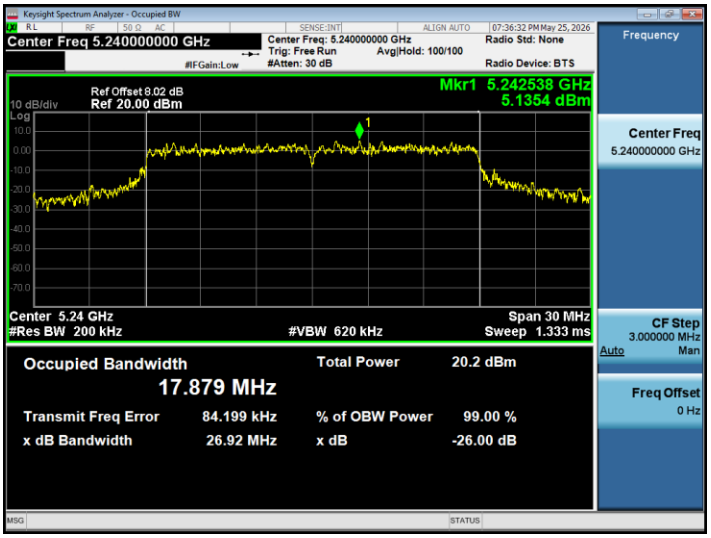

OBW NVNT n20 5240MHz Ant1

OBW NVNT n40 5190MHz Ant1

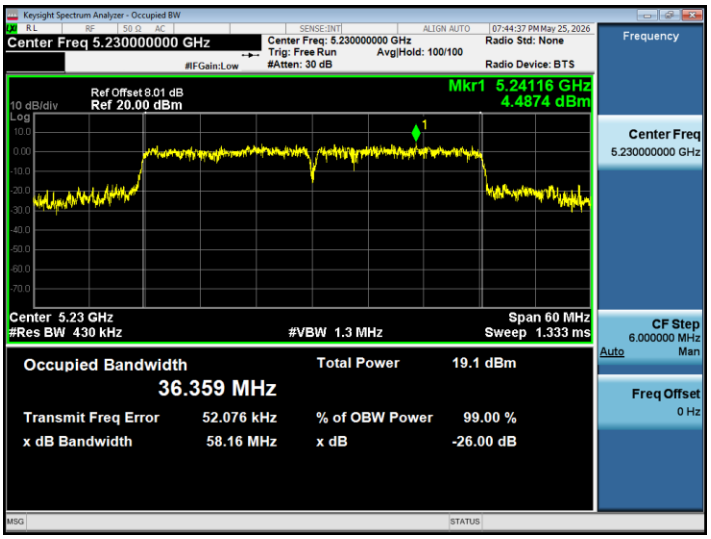

OBW NVNT n40 5230MHz Ant1

Maximum Power Spectral Density Level

Condition	Mode	Frequency (MHz)	Antenna	Conducted PSD (dBm)	Duty Factor (dB)	Total Conducted PSD (dBm)	Limit (dBm)	Verdict
NVNT	a	5180	Ant1	-3.74	7.13	3.39	10	Pass
NVNT	a	5220	Ant1	-3.45	6.99	3.54	10	Pass
NVNT	a	5240	Ant1	-2.13	7.75	5.63	10	Pass
NVNT	n20	5180	Ant1	-2.67	7.44	4.77	10	Pass
NVNT	n20	5220	Ant1	-2.18	7.89	5.71	10	Pass
NVNT	n20	5240	Ant1	-0.29	7.28	6.99	10	Pass
NVNT	n40	5190	Ant1	-4.84	9.39	4.56	10	Pass
NVNT	n40	5230	Ant1	-4.72	9.39	4.67	10	Pass

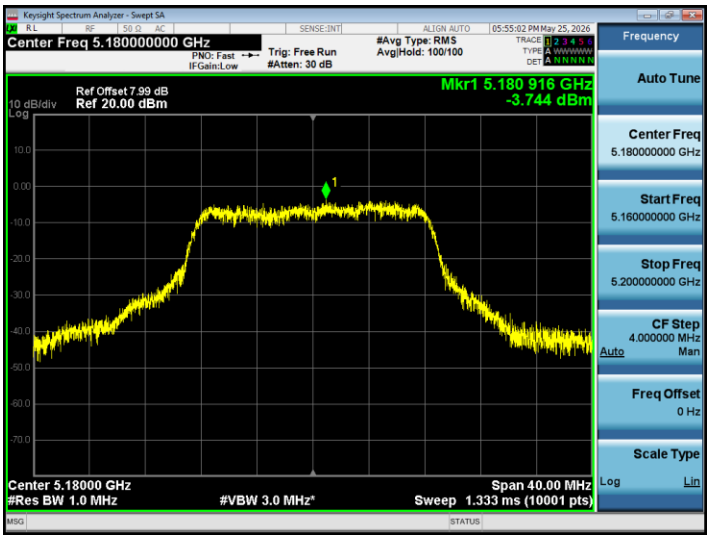

PSD NVNT a 5180MHz Ant1

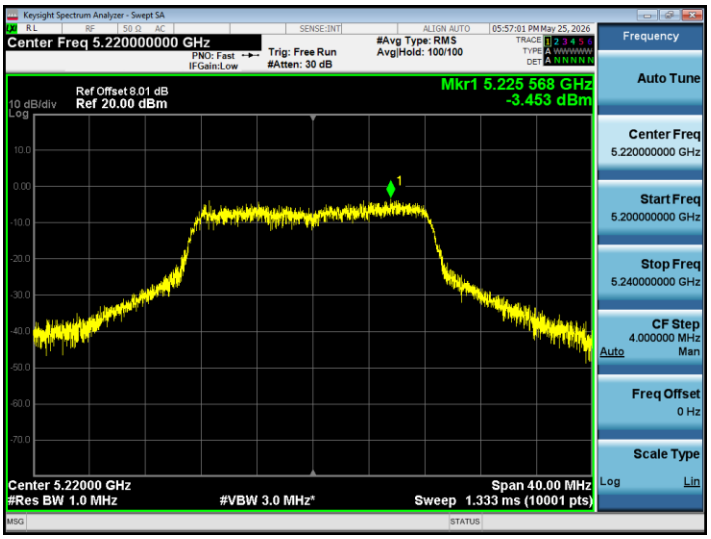

PSD NVNT a 5220MHz Ant1

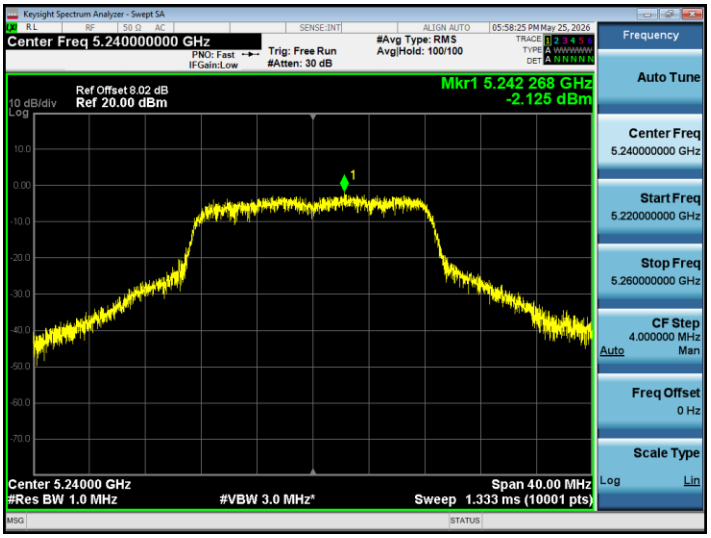

PSD NVNT a 5240MHz Ant1

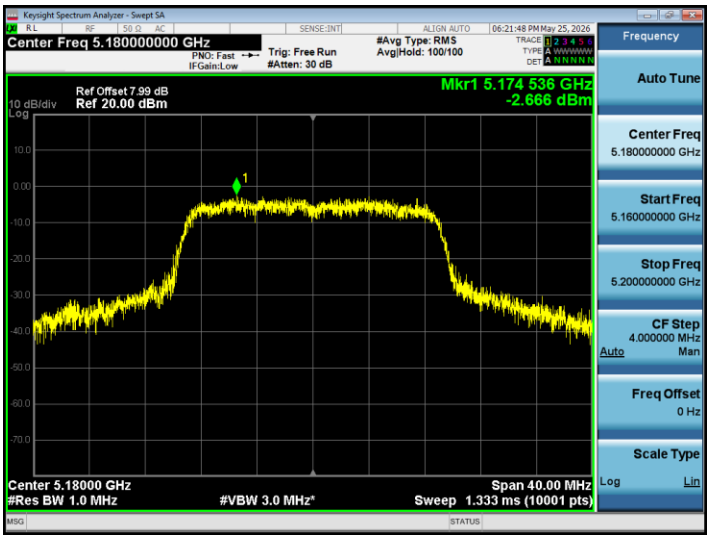

PSD NVNT n20 5180MHz Ant1

PSD NVNT n20 5220MHz Ant1

PSD NVNT n20 5240MHz Ant1

PSD NVNT n40 5190MHz Ant1

PSD NVNT n40 5230MHz Ant1

Band Edge

Condition	Mode	Frequency (MHz)	Antenna	Max Value (dBm)	Limit (dBm)	Verdict
NVNT	a	5180	Ant1	-39.23	-27	Pass
NVNT	a	5240	Ant1	-49.87	-27	Pass
NVNT	n20	5180	Ant1	-32.17	-27	Pass
NVNT	n20	5240	Ant1	-48.61	-27	Pass
NVNT	n40	5190	Ant1	-45.7	-27	Pass
NVNT	n40	5230	Ant1	-49.61	-27	Pass

The antenna gain is compensated in the test data.

Band Edge NVNT a 5180MHz Low Ant1

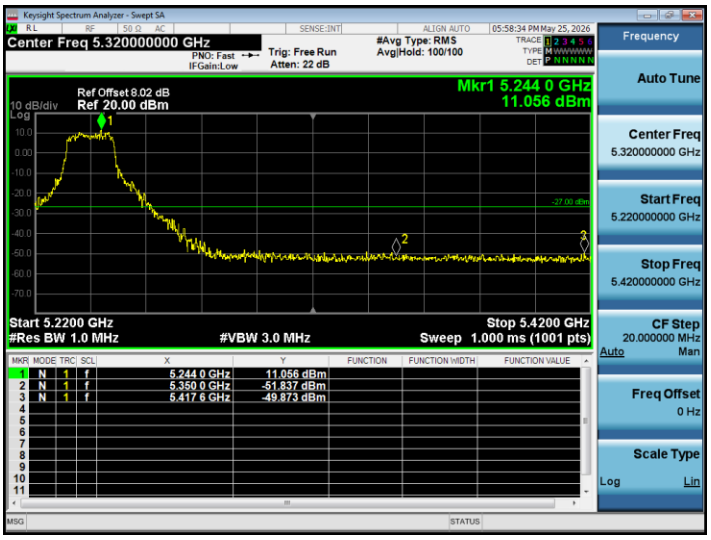

Band Edge NVNT a 5240MHz High Ant1

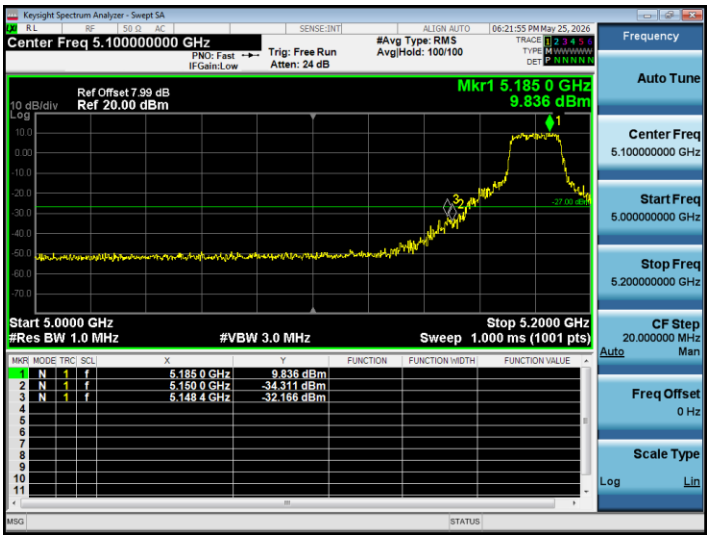

Band Edge NVNT n20 5180MHz Low Ant1

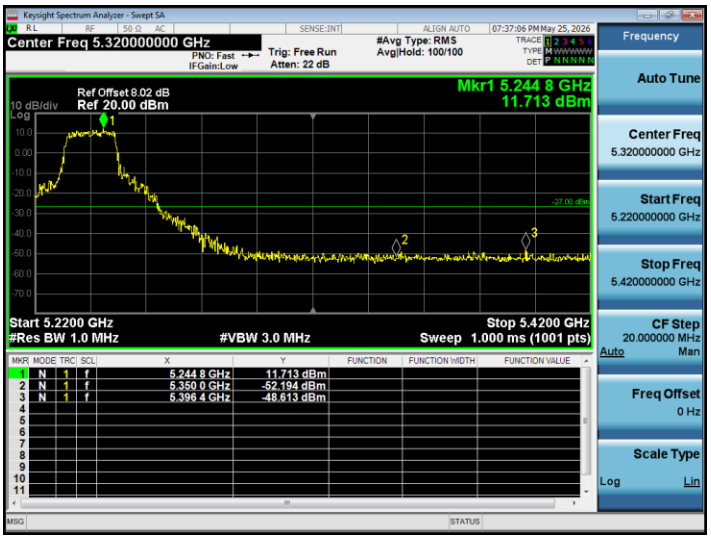

Band Edge NVNT n20 5240MHz High Ant1

Band Edge NVNT n40 5190MHz Low Ant1

Band Edge NVNT n40 5230MHz High Ant1