SAR TEST REPORT

For

Shenzhen Bopel Smart Technology Co., Ltd.

Smart Phone

Test Model: ULTRA S26

Prepared for	:	Shenzhen Bopel Smart Technology Co., Ltd.
Address	:	3505-3506, Building B, Digital Innovation Center, Beizhan Community, Minzhi Street, Longhua District, Shenzhen, Guangdong China
Prepared by	:	Shenzhen LCS Compliance Testing Laboratory Ltd.
Address	:	101, 201 Bldg A & 301 Bldg C, Juji Industrial Park Yabianxueziwei, Shajing Street, Baoan District, Shenzhen, 518000, China
Tel	:	(+86)755-82591330
Fax	:	(+86)755-82591332
Web	:	www.LCS-cert.com
Mail	:	webmaster@LCS-cert.com
Date of receipt of test sample	:	August 25, 2026
Number of tested samples	:	1
Sample number	:	C260817009-1
Serial number	:	Prototype
Date of Test	:	August 25, 2026 ~ September 18, 2026
Date of Report	:	September 21, 2026

Shenzhen LCS Compliance Testing Laboratory Ltd.
Add: 101, 201 Bldg A & 301 Bldg C, Juji Industrial Park Yabianxueziwei, Shajing Street, Baoan District, Shenzhen, 518000, China
Tel: +(86) 0755-82591330 | E-mail: webmaster@lcs-cert.com | Web: www.lcs-cert.com
Scan code to check authenticity

SAR TEST REPORT	
Report Reference No.....:	LCSA08146098E
Date Of Issue .....:	September 21, 2026
Testing Laboratory Name..... :	**Shenzhen LCS Compliance Testing Laboratory Ltd.**
Address ..... :	101, 201 Bldg A & 301 Bldg C, Juji Industrial Park Yabianxueziwei, Shajing Street, Baoan District, Shenzhen, 518000, China
Testing Location/ Procedure ..... :	Full application of Harmonised standards ■ Partial application of Harmonised standards ☐ Other standard testing method ☐
Applicant's Name .....:	**Shenzhen Bopel Smart Technology Co., Ltd.**
Address.....:	3505-3506, Building B, Digital Innovation Center, Beizhan Community, Minzhi Street, Longhua District, Shenzhen, Guangdong China
Test Specification:	
Standard.....:	FCC 47CFR §2.1093 IEEE C95.1-2019 IEEE 1528-2013
TRF Originator.....:	Shenzhen LCS Compliance Testing Laboratory Ltd.
Master TRF .....:	Dated 2014-09

Shenzhen LCS Compliance Testing Laboratory Ltd. All rights reserved.
This publication may be reproduced in whole or in part for non-commercial purposes as long as the Shenzhen LCS Compliance Testing Laboratory Ltd. is acknowledged as copyright owner and source of the material. Shenzhen LCS Compliance Testing Laboratory Ltd. takes noresponsibility for and will not assume liability for damages resulting from the reader's interpretation of the reproduced material due to its placement and context.

Test Item Description. .....:	**Smart Phone**
Trade Mark.....:	invens
Model/Type Reference .....:	ULTRA S26
Ratings.....:	Please Refer to Page 10
Result .....:	**Positive**

Compiled by:	Supervised by:	Approved by:
Jay Zhan/ Administrator	Kevin Huang/ RF Manager	Gavin Liang/ Manager

Shenzhen LCS Compliance Testing Laboratory Ltd.
Add: 101, 201 Bldg A & 301 Bldg C, Juji Industrial Park Yabianxueziwei, Shajing Street, Baoan District, Shenzhen, 518000, China
Tel: +(86) 0755-82591330 | E-mail: webmaster@lcs-cert.com | Web: www.lcs-cert.com
Scan code to check authenticity

SAR -- TEST REPORT

Test Report No. : **LCSA08146098E**	September 21, 2026 Date of issue

EUT.....	:	Smart Phone
Type/Model	:	ULTRA S26
Applicant.....	:	**Shenzhen Bopel Smart Technology Co., Ltd.**
Address.....	:	3505-3506, Building B, Digital Innovation Center, Beizhan Community, Minzhi Street, Longhua District, Shenzhen, Guangdong China
Telephone.....	:	/
Fax.....	:	/
Manufacturer.....	:	**Shenzhen Bopel Smart Technology Co., Ltd.**
Address.....	:	3505-3506, Building B, Digital Innovation Center, Beizhan Community, Minzhi Street, Longhua District, Shenzhen, Guangdong China
Telephone.....	:	/
Fax.....	:	/
Factory.....	:	**Shenzhen Bopel Smart Technology Co., Ltd.**
Address.....	:	3505-3506, Building B, Digital Innovation Center, Beizhan Community, Minzhi Street, Longhua District, Shenzhen, Guangdong China
Telephone.....	:	/
Fax.....	:	/

Test Result	**Positive**

The test report merely corresponds to the test sample.
It is not permitted to copy extracts of these test result without the written permission of the test laboratory.

Shenzhen LCS Compliance Testing Laboratory Ltd.
Add: 101, 201 Bldg A & 301 Bldg C, Juji Industrial Park Yabianxueziwei, Shajing Street, Baoan District, Shenzhen, 518000, China
Tel: +(86) 0755-82591330 | E-mail: webmaster@lcs-cert.com | Web: www.lcs-cert.com
Scan code to check authenticity

Revison History

Revision	Issue Date	Revision Content	Revised By
000	September 21, 2026	Initial Issue	---

Shenzhen LCS Compliance Testing Laboratory Ltd.
Add: 101, 201 Bldg A & 301 Bldg C, Juji Industrial Park Yabianxueziwei, Shajing Street, Baoan District, Shenzhen, 518000, China
Tel: +(86) 0755-82591330 | E-mail: webmaster@lcs-cert.com | Web: www.lcs-cert.com
Scan code to check authenticity

TABLE OF CONTENTS

1. TEST STANDARDS AND TEST DESCRIPTION 6

1.1. STATEMENT OF COMPLIANCE 6
1.2. TEST LOCATION 8
1.3. TEST FACILITY 9
1.4. TEST LABORATORY ENVIRONMENT 10
1.5. PRODUCT DESCRIPTION 11
1.6. DUT ANTENNA LOCATIONS 14
1.7. TEST SPECIFICATION 15
1.8. RF EXPOSURE LIMITS 16
1.9. EQUIPMENT LIST 17

2. SAR MEASUREMENTS SYSTEM CONFIGURATION 18

2.1. SAR MEASUREMENT SYSTEM 18
2.2. ISOTROPIC E-FIELD PROBE EX3DV4 20
2.3. DATA ACQUISITION ELECTRONICS (DAE) 21
2.4. SAM TWIN PHANTOM 21
2.5. ELI PHANTOM 22
2.6. DEVICE HOLDER FOR TRANSMITTERS 23
2.7. MEASUREMENT PROCEDURE 24

3. SAR MEASUREMENT VARIABILITY AND UNCERTAINTY 28

3.1. SAR MEASUREMENT VARIABILITY 28
3.2. SAR MEASUREMENT UNCERTAINTY 28

4. DESCRIPTION OF TEST POSITION 29

4.1. HEAD EXPOSURE CONDITION 29
4.2. BODY EXPOSURE CONDITION 32
4.3. EXTREMITY EXPOSURE CONDITIONS 33

5. SAR SYSTEM VERIFICATION PROCEDURE 34

5.1. TISSUE SIMULATE LIQUID 34
5.2. SAR SYSTEM CHECK 36

6. SAR MEASUREMENT PROCEDURE 39

6.1. CONDUCTED POWER MEASUREMENT 39
6.2. GSM TEST CONFIGURATION 39
6.3. UMTS TEST CONFIGURATION 39
6.4. LTE TEST CONFIGURATION 41
6.5. WIFI TEST CONFIGURATION 41
6.6. POWER REDUCTION 44
6.7. POWER DRIFT 44

7. TEST CONDITIONS AND RESULTS 45

7.1. CONDUCTED POWER RESULTS 45
7.2. SAR MEASUREMENT RESULTS 94
7.3. MULTIPLE TRANSMITTER EVALUATION 111

Shenzhen LCS Compliance Testing Laboratory Ltd.
Add: 101, 201 Bldg A & 301 Bldg C, Juji Industrial Park Yabianxueziwei, Shajing Street, Baoan District, Shenzhen, 518000, China
Tel: +(86) 0755-82591330 | E-mail: webmaster@lcs-cert.com | Web: www.lcs-cert.com
Scan code to check authenticity

1. TEST STANDARDS AND TEST DESCRIPTION

1.1. Statement of Compliance

The maximum of results of SAR found during testing for ULTRA S26 are follows:

<Highest Reported standalone SAR Summary>

Frequency Band	Head (Report SAR1-g (W/kg)	Body (Report SAR1-g (W/kg)
	(Separation Distance 0mm)	(Separation Distance 10mm)
GSM850	0.301	0.270
GSM1900	0.423	**0.774**
WCDMA Band II	0.363	0.673
WCDMA Band IV	0.373	0.736
WCDMA Band V	0.180	0.264
LTE Band 7	0.247	0.385
LTE Band 12/17	0.300	0.314
LTE Band 25/2	0.404	0.679
LTE Band 26/5	0.256	0.318
LTE Band 41/38	0.358	0.489
LTE Band 66/4	0.468	0.623
WIFI2.4G	**0.518**	0.663
WIFI5.2G	0.481	0.523
WIFI5.3G	0.404	0.503
WIFI5.5G	0.380	0.424
WIFI5.8G	0.351	0.382

Note

1) This device is in compliance with Specific Absorption Rate (SAR) for general population/uncontrolled exposure limits (1.6 W/kg) specified in FCC 47 CFR part 2 (2.1093) and IEEE C95.1-2019, and had been tested in accordance with the measurement methods and procedures specified in IEEE 1528-2013.

2) According to April 2015 TCB workshop, SAR test exclusion can be applied for testing overlapping LTE bands as follows:

a) The maximum output power, including tolerance, for the smaller band must be ≤ the larger band to qualify for the SAR test exclusion.

b) The channel bandwidth and other operating parameters for the smaller band must be fully supported by the larger band.

•LTE Band 17 (704-716 MHz) is covered by LTE band 12 (699-716 MHz) and has the same maximum tune-up power, so only LTE Band 12 needs to be tested.

•LTE Band 4 (1710-1755 MHz) is covered by LTE band 66 (1710-1780 MHz) and has the same maximum tune-up power, so only LTE Band 66 needs to be tested.

•LTE Band 2 (1850-1910 MHz) is covered by LTE band 25 (1850-1915 MHz) and has the same maximum tune-up power, so only LTE Band 66 needs to be tested.

•LTE Band 5 (824-849 MHz) is covered by LTE band 26 (814-849 MHz) and has the same maximum tune-up power, so only LTE Band 66 needs to be tested.

•LTE Band 38 (2570-2620 MHz) is covered by LTE band 41 (2496-2690 MHz) and has the same maximum tune-up power, so only LTE Band 66 needs to be tested.

<Highest Reported simultaneous SAR Summary>

Shenzhen LCS Compliance Testing Laboratory Ltd.
Add: 101, 201 Bldg A & 301 Bldg C, Juji Industrial Park Yabianxueziwei, Shajing Street, Baoan District, Shenzhen, 518000, China
Tel: +(86) 0755-82591330 | E-mail: webmaster@lcs-cert.com | Web: www.lcs-cert.com
Scan code to check authenticity

Exposure Position	Hotspot/Body-Wron (Report SAR1-g (W/kg)	Highest Reported Simultaneous Transmission SAR1-g (W/kg)
Head	0.468	0.986
	0.518	
Body	0.774	1.437
	0.663	

Shenzhen LCS Compliance Testing Laboratory Ltd.
Add: 101, 201 Bldg A & 301 Bldg C, Juji Industrial Park Yabianxueziwei, Shajing Street, Baoan District, Shenzhen, 518000, China
Tel: +(86) 0755-82591330 | E-mail: webmaster@lcs-cert.com | Web: www.lcs-cert.com
Scan code to check authenticity

1.2. Test Location

Company:	Shenzhen LCS Compliance Testing Laboratory Ltd.
Address:	101, 201 Bldg A & 301 Bldg C, Juji Industrial Park Yabianxueziwei, Shajing Street, Baoan District, Shenzhen, 518000, China
Telephone:	(+86)755-82591330
Fax:	(+86)755-82591330
Web:	www.LCS-cert.com
E-mail:	webmaster@LCS-cert.com

1.3. Test Facility

The test facility is recognized, certified, or accredited by the following organizations:

Site Description

SAR Lab. : NVLAP Accreditation Code is 600167-0.
FCC Designation Number is CN5024.
CAB identifier is CN0071.
CNAS Registration Number is L4595.
Test Firm Registration Number: 254912.

Shenzhen LCS Compliance Testing Laboratory Ltd.
Add: 101, 201 Bldg A & 301 Bldg C, Juji Industrial Park Yabianxueziwei, Shajing Street, Baoan District, Shenzhen, 518000, China
Tel: +(86) 0755-82591330 | E-mail: webmaster@lcs-cert.com | Web: www.lcs-cert.com
Scan code to check authenticity

1.4. Test Laboratory Environment

Temperature	Min. = 18°C, Max. = 25 °C
Relative humidity	Min. = 30%, Max. = 70%
Ground system resistance	< 0.5 Ω
Atmospheric pressure:	950-1050mbar
Ambient noise is checked and found very low and in compliance with requirement of standards. Reflection of surrounding objects is minimized and in compliance with requirement of standards.	

Shenzhen LCS Compliance Testing Laboratory Ltd.
Add: 101, 201 Bldg A & 301 Bldg C, Juji Industrial Park Yabianxueziwei, Shajing Street, Baoan District, Shenzhen, 518000, China
Tel: +(86) 0755-82591330 | E-mail: webmaster@lcs-cert.com | Web: www.lcs-cert.com
Scan code to check authenticity

1.5. Product Description

The **Shenzhen Bopel Smart Technology Co., Ltd.**'s Model: **ULTRA S26** or the "EUT" as referred to in this report; more general information as follows, for more details, refer to the user's manual of the EUT.

EUT	:	Smart Phone
Test Model	:	ULTRA S26
Ratings	:	For Adapter Input: 100-240V~, 50/60Hz, 0.3A Output: 5.0V⎓2.0A For EUT: Input: 5.0V⎓2.0A DC 3.85V by Rechargeable Li-ion Battery, 5000mAh
Hardware Version	:	J567E_9230TMB_D4EFU_V1.0
Software Version	:	Y6831B_ULTRA S26_ROW_V01
Bluetooth	:	
Frequency Range	:	2402MHz~2480MHz
Channel Number	:	79 channels for Bluetooth V5.0 (DSS) 40 channels for Bluetooth V5.0 (DTS)
Channel Spacing	:	1MHz for Bluetooth V5.0 (DSS) 2MHz for Bluetooth V5.0 (DTS)
Modulation Type	:	GFSK, π/4-DQPSK, 8-DPSK for Bluetooth V5.0 (DSS) GFSK for Bluetooth V5.0 (DTS)
Bluetooth Version	:	V5.0
Antenna Description	:	FPC Antenna, 1.67dBi(Max.)
WIFI(2.4G Band)	:	
Frequency Range	:	2412MHz~2462MHz
Channel Spacing	:	5MHz
Channel Number	:	11 channels for 20MHz bandwidth (2412~2462MHz) 7 channels for 40MHz bandwidth (2422~2452MHz)
Modulation Type	:	IEEE 802.11b: DSSS (CCK, DQPSK, DBPSK) IEEE 802.11g: OFDM (64QAM, 16QAM, QPSK, BPSK) IEEE 802.11n: OFDM (64QAM, 16QAM, QPSK, BPSK)
Antenna Description	:	FPC Antenna, 1.67dBi(Max.)
WIFI(5.2G Band)	:	
Frequency Range	:	5180MHz~5240MHz
Channel Number	:	4 channels for 20MHz bandwidth(5180MHz~5240MHz) 2 channels for 40MHz bandwidth(5190MHz~5230MHz) 1 channels for 80MHz bandwidth(5210MHz)
Modulation Type	:	IEEE 802.11a: OFDM (64QAM, 16QAM, QPSK, BPSK) IEEE 802.11n: OFDM (64QAM, 16QAM, QPSK, BPSK) IEEE 802.11ac: OFDM (256QAM, 64QAM, 16QAM, QPSK, BPSK)
Antenna Description	:	FPC Antenna, 0.29dBi(Max.)
WIFI(5.3G Band)	:	
Frequency Range	:	5260MHz~5320MHz
Channel Number	:	4 channels for 20MHz bandwidth(5260MHz~5320MHz) 2 channels for 40MHz bandwidth(5270MHz~5310MHz) 1 channels for 80MHz bandwidth(5290MHz)
Modulation Type	:	IEEE 802.11a: OFDM (64QAM, 16QAM, QPSK, BPSK) IEEE 802.11n: OFDM (64QAM, 16QAM, QPSK, BPSK) IEEE 802.11ac: OFDM (256QAM, 64QAM, 16QAM, QPSK, BPSK)
Antenna Description	:	FPC Antenna, 0.29dBi(Max.)
WIFI(5.5G Band)	:	
Frequency Range	:	5500MHz~5700MHz
Channel Number	:	11 channels for 20MHz bandwidth(5500MHz~5700MHz) 5 channels for 40MHz bandwidth(5510MHz~5670MHz)

Shenzhen LCS Compliance Testing Laboratory Ltd.
Add: 101, 201 Bldg A & 301 Bldg C, Juji Industrial Park Yabianxueziwei, Shajing Street, Baoan District, Shenzhen, 518000, China
Tel: +(86) 0755-82591330 | E-mail: webmaster@lcs-cert.com | Web: www.lcs-cert.com
Scan code to check authenticity

		2 channels for 80MHz bandwidth(5530MHz, 5610MHz)
Modulation Type	:	IEEE 802.11a: OFDM (64QAM, 16QAM, QPSK, BPSK) IEEE 802.11n: OFDM (64QAM, 16QAM, QPSK, BPSK) IEEE 802.11ac: OFDM (256QAM, 64QAM, 16QAM, QPSK, BPSK)
Antenna Description	:	FPC Antenna, 0.29dBi(Max.)
WIFI(5.8G Band)	:	
Frequency Range	:	5745MHz~5825MHz
Channel Number	:	5 channels for 20MHz bandwidth(5745MHz~5825MHz) 2 channels for 40MHz bandwidth(5755MHz~5795MHz) 1 channels for 80MHz bandwidth(5775MHz)
Modulation Type	:	IEEE 802.11a: OFDM (64QAM, 16QAM, QPSK, BPSK) IEEE 802.11n: OFDM (64QAM, 16QAM, QPSK, BPSK) IEEE 802.11ac: OFDM (256QAM, 64QAM, 16QAM, QPSK, BPSK)
Antenna Description	:	FPC Antenna, 0.29dBi(Max.)
2G	:	
Support Band	:	☒GSM 850 (U.S.-Band) ☒PCS 1900 (U.S.-Band)
Release Version	:	R6
GPRS Class	:	Class 12
EGPRS Class	:	Class 12
Type Of Modulation	:	GMSK for GSM/GPRS; GMSK/8PSK for EGPRS
Antenna Description	:	FPC Antenna 0.2dBi (max.) For GSM 850 0.8dBi (max.) For PCS 1900
3G	:	
Support Band	:	☒WCDMA Band II (U.S.-Band) ☒WCDMA Band IV (U.S.-Band) ☒WCDMA Band V (U.S.-Band)
Release Version	:	R9
Type Of Modulation	:	QPSK/16QAM
Antenna Description	:	FPC Antenna 0.8dBi (max.) For WCDMA Band II 0.7dBi (max.) For WCDMA Band IV 0.2dBi (max.) For WCDMA Band V
LTE	:	
Support Band	:	☒E-UTRA Band 2(U.S.-Band) ☒E-UTRA Band 4(U.S.-Band) ☒E-UTRA Band 5(U.S.-Band) ☒E-UTRA Band 7(U.S.-Band) ☒E-UTRA Band 12(U.S.-Band) ☒E-UTRA Band 17(U.S.-Band) ☒E-UTRA Band 25(U.S.-Band) ☒E-UTRA Band 26(U.S.-Band) ☒E-UTRA Band 38(U.S.-Band) ☒E-UTRA Band 41(U.S.-Band) ☒E-UTRA Band 66(U.S.-Band)
LTE Release Version	:	R12
Type Of Modulation	:	QPSK/16QAM
Antenna Description	:	FPC Antenna 0.8dBi (max.) For E-UTRA Band 2 0.7dBi (max.) For E-UTRA Band 4 0.2dBi (max.) For E-UTRA Band 5 0.8dBi (max.) For E-UTRA Band 7 0.1dBi (max.) For E-UTRA Band 12

Shenzhen LCS Compliance Testing Laboratory Ltd.
Add: 101, 201 Bldg A & 301 Bldg C, Juji Industrial Park Yabianxueziwei, Shajing Street, Baoan District, Shenzhen, 518000, China
Tel: +(86) 0755-82591330 | E-mail: webmaster@lcs-cert.com | Web: www.lcs-cert.com
Scan code to check authenticity

		0.1dBi (max.) For E-UTRA Band 17 0.8dBi (max.) For E-UTRA Band 25 0.2dBi (max.) For E-UTRA Band 26 0.8dBi (max.) For E-UTRA Band 38 0.8dBi (max.) For E-UTRA Band 41 0.8dBi (max.) For E-UTRA Band 66
Power Class	:	Class 3
GPS Function	:	Support and only RX

Note: For a more detailed antenna description, please refer to the antenna specifications or the antenna report provided by the customer.

Shenzhen LCS Compliance Testing Laboratory Ltd.
Add: 101, 201 Bldg A & 301 Bldg C, Juji Industrial Park Yabianxueziwei, Shajing Street, Baoan District, Shenzhen, 518000, China
Tel: +(86) 0755-82591330 | E-mail: webmaster@lcs-cert.com | Web: www.lcs-cert.com
Scan code to check authenticity

1.6. DUT Antenna Locations

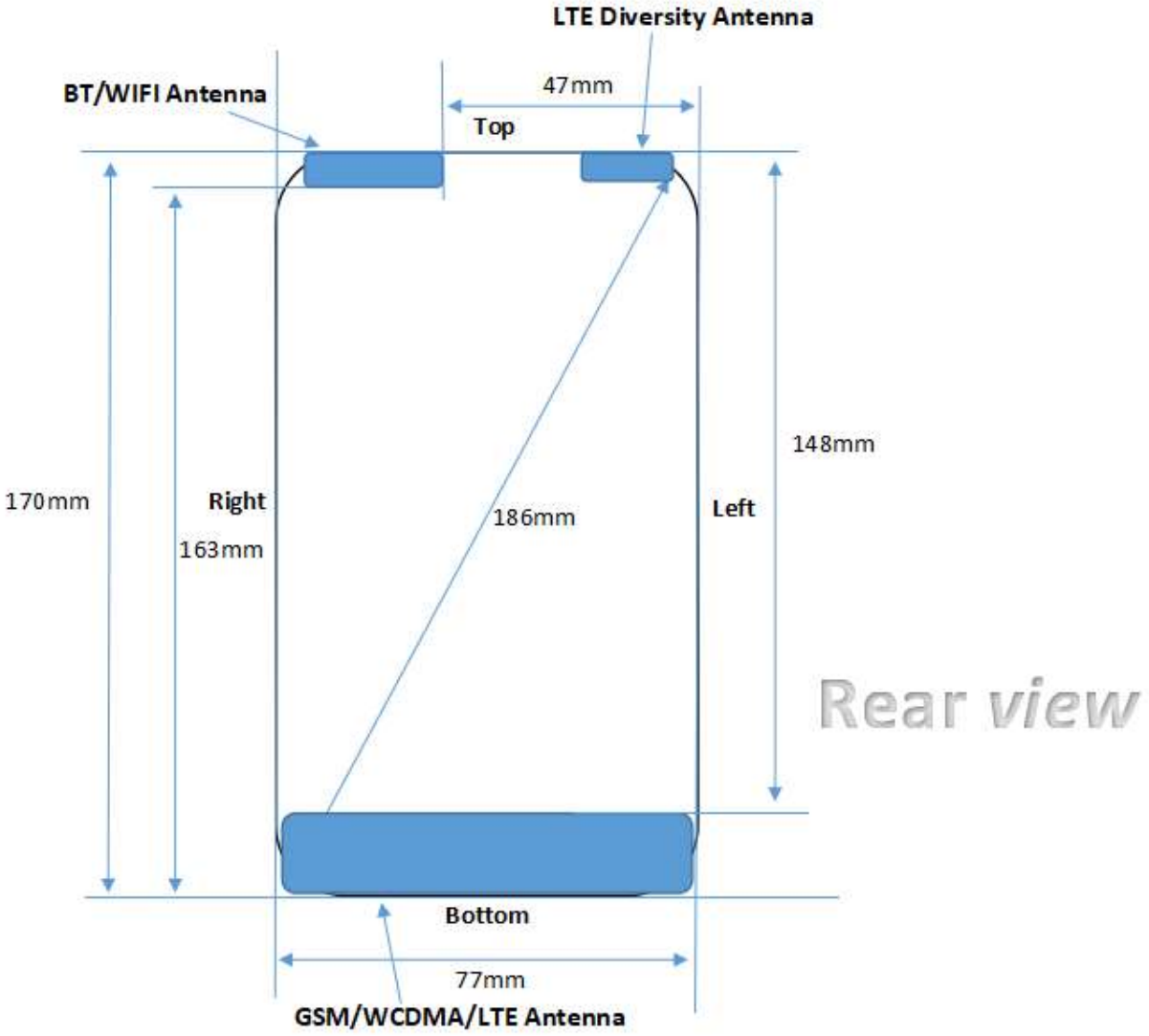

According to the distance between LTE/WCDMA/GSM&WIFI antennas and the sides of the EUT we can draw the conclusion that:

EUT Sides for SAR Testing							
Mode	Exposure Condition	Front	Back	Left	Right	Top	Bottom
GSM/WCDMA/LTE Antenna	Body 1g SAR	Yes	Yes	Yes	Yes	No	Yes
BT/WIFI Antenna	Body 1g SAR	Yes	Yes	No	Yes	Yes	No

Table 1: EUT Sides for SAR Testing

Note:

When the antenna-to-edge distance is greater than 2.5cm, such position does not need to be tested.

Shenzhen LCS Compliance Testing Laboratory Ltd.
Add: 101, 201 Bldg A & 301 Bldg C, Juji Industrial Park Yabianxueziwei, Shajing Street, Baoan District, Shenzhen, 518000, China
Tel: +(86) 0755-82591330 | E-mail: webmaster@lcs-cert.com | Web: www.lcs-cert.com
Scan code to check authenticity

1.7. Test Specification

Identity	Document Title
FCC 47CFR §2.1093	Radiofrequency Radiation Exposure Evaluation: Portable Devices
IEEE C95.1-2019	IEEE Standard for Safety Levels with Respect to Human Exposure to Radio Frequency Electromagnetic Fields, 3 kHz – 300 GHz.
IEEE 1528-2013	Recommended Practice for Determining the Peak Spatial-Average Specific Absorption Rate (SAR) in the Human Head from Wireless Communications Devices: Measurement Techniques
KDB 941225 D01	3G SAR Measurement Procedures v03r01
KDB 941225 D05	SAR for LTE Devices v02r05
KDB 941225 D06	Hotspot Mode SAR v02r01
KDB 248227 D01	SAR Guidance for IEEE 802 11 Wi-Fi SAR v02r02
KDB 648474 D04	Handset SAR v01r03
KDB 447498 D01	General RF Exposure Guidance v06
KDB 865664 D01	SAR Measurement 100 MHz to 6 GHz v01r04
KDB 865664 D02	RF Exposure Reporting v01r02
KDB 690783 D01	SAR Listings on Grants v01r03

Shenzhen LCS Compliance Testing Laboratory Ltd.
Add: 101, 201 Bldg A & 301 Bldg C, Juji Industrial Park Yabianxueziwei, Shajing Street, Baoan District, Shenzhen, 518000, China
Tel: +(86) 0755-82591330 | E-mail: webmaster@lcs-cert.com | Web: www.lcs-cert.com
Scan code to check authenticity

1.8. RF exposure limits

Human Exposure	Uncontrolled Environment General Population	Controlled Environment Occupational
Spatial Peak SAR* (Brain*Trunk)	**1.60 mW/g**	8.00 mW/g
Spatial Average SAR** (Whole Body)	0.08 mW/g	0.40 mW/g
Spatial Peak SAR*** (Hands/Feet/Ankle/Wrist)	**4.00 mW/g**	20.00 mW/g

Notes:

* The Spatial Peak value of the SAR averaged over any 1 gram of tissue (defined as a tissue volume in the shape of a cube) and over the appropriate averaging time

** The Spatial Average value of the SAR averaged over the whole body.

*** The Spatial Peak value of the SAR averaged over any 10 grams of tissue (defined as a tissue volume in the shape of a cube) and over the appropriate averaging time.

Uncontrolled Environments are defined as locations where there is the exposure of individuals who have no knowledge or control of their exposure.

Controlled Environments are defined as locations where there is exposure that may be incurred by persons who are aware of the potential for exposure, (i.e. as a result of employment or occupation.)

Shenzhen LCS Compliance Testing Laboratory Ltd.
Add: 101, 201 Bldg A & 301 Bldg C, Juji Industrial Park Yabianxueziwei, Shajing Street, Baoan District, Shenzhen, 518000, China
Tel: +(86) 0755-82591330 | E-mail: webmaster@lcs-cert.com | Web: www.lcs-cert.com
Scan code to check authenticity

1.9. Equipment list

Test Platform	SPEAG DASY5 Professional					
Description	SAR Test System (Frequency range 300MHz-6GHz)					
Software Reference	DASY52; SEMCAD X					
Hardware Reference						
Equipment		Manufacturer	Model	Serial Number	Calibration Date	Due date of calibration
☒	PC	Lenovo	NA	NA	NA[1]	NA[1]
☒	Twin Phantom	SPEAG	SAM V5.0	1850	NA[1]	NA[1]
☒	ELI Phantom	SPEAG	ELI V6.0	2010	NA[1]	NA[1]
☒	DAE	SPEAG	DAE3	373	2026/3/2	2027/3/1
☒	E-Field Probe	SPEAG	EX3DV4	3805	2026/3/2	2027/3/1
☒	Validation Kits	SPEAG	D750V3	1105	2025/7/28	2028/7/27
☒	Validation Kits	SPEAG	D835V2	4d124	2026/8/18	2029/8/17
☒	Validation Kits	SPEAG	D1750V2	1110	2025/8/1	2028/7/31
☒	Validation Kits	SPEAG	D1900V2	5d055	2026/8/17	2029/8/16
☒	Validation Kits	SPEAG	D2450V2	808	2026/8/19	2029/8/18
☒	Validation Kits	SPEAG	D2600V2	1231	2025/7/15	2028/7/14
☒	Validation Kits	SPEAG	D5GHzV2	1046	2026/8/18	2029/8/17
☒	Agilent Network Analyzer	Agilent	8753E	SU38432944	2026/4/21	2027/4/20
☒	Dielectric Probe Kit	SPEAG	DAKS3.5	1157	2026/7/27	2027/7/26
☒	Universal Radio Communication Tester	R&S	CMW500	42115	2025/9/27	2026/9/26
☒	Directional Coupler	MCLI/USA	4426-20	3746	2025/9/27	2026/9/26
☒	Power meter	Agilent	E4419B	MY45104493	2025/9/27	2026/9/26
☒	Power meter	Agilent	E4419B	MY45100308	2025/9/27	2026/9/26
☒	Power sensor	Agilent	E9301H	MY41495616	2025/9/27	2026/9/26
☒	Power sensor	Agilent	E9301H	MY41495234	2025/9/27	2026/9/26
☒	3dB Attenuator	NA	2N-3dB	NA	2025/9/27	2026/9/26
☒	3dB Attenuator	NA	2N-3dB	NA	2025/9/27	2026/9/26
☒	3dB Attenuator	NA	2N-3dB	NA	2025/9/27	2026/9/26
☒	Signal Generator	Agilent	E4438C	MY49072627	2025/9/27	2026/9/26
☒	Broadband Preamplifier	/	BP-01M18G	P190501	2025/9/27	2026/9/26
☒	DC POWER SUPPLY	I-SHENG	SP-504	NA	2025/9/27	2026/9/26
☒	Speed reading thermometer	HTC-1	NA	LCS-E-138	2025/9/27	2026/9/26

Note: All the equipments are within the valid period when the tests are performed.

“1” : NA as this is not measurement equipment.

Shenzhen LCS Compliance Testing Laboratory Ltd.
Add: 101, 201 Bldg A & 301 Bldg C, Juji Industrial Park Yabianxueziwei, Shajing Street, Baoan District, Shenzhen, 518000, China
Tel: +(86) 0755-82591330 | E-mail: webmaster@lcs-cert.com | Web: www.lcs-cert.com
Scan code to check authenticity

2. SAR MEASUREMENTS SYSTEM CONFIGURATION

2.1. SAR Measurement System

This SAR Measurement System uses a Computer-controlled 3-D stepper motor system (SPEAG DASY5 professional system). A E-field probe is used to determine the internal electric fields. The SAR can be obtained from the equation SAR= σ (|Ei|2)/ ρ where σ and ρ are the conductivity and mass density of the tissue-Simulate.

The DASY5 system for performing compliance tests consists of the following items:
A standard high precision 6-axis robot (Stabile RX family) with controller, teach pendant and software .An arm extension for accommodation the data acquisition electronics (DAE).

A dosimetric probe, i.e., an isotropic E-field probe optimized and calibrated for usage in tissue simulating liquid. The probe is equipped with an optical surface detector system.

A data acquisition electronics (DAE) which performs the signal amplification, signal multiplexing, AD-conversion, offset measurements, mechanical surface detection, collision detection, etc. The unit is battery powered with standard or rechargeable batteries. The signal is optically transmitted to the EOC.

The Electro-optical converter (EOC) performs the conversion between optical and electrical of the signals for the digital communication to DAE and for the analog signal from the optical surface detection. The EOC is connected to the measurement server.

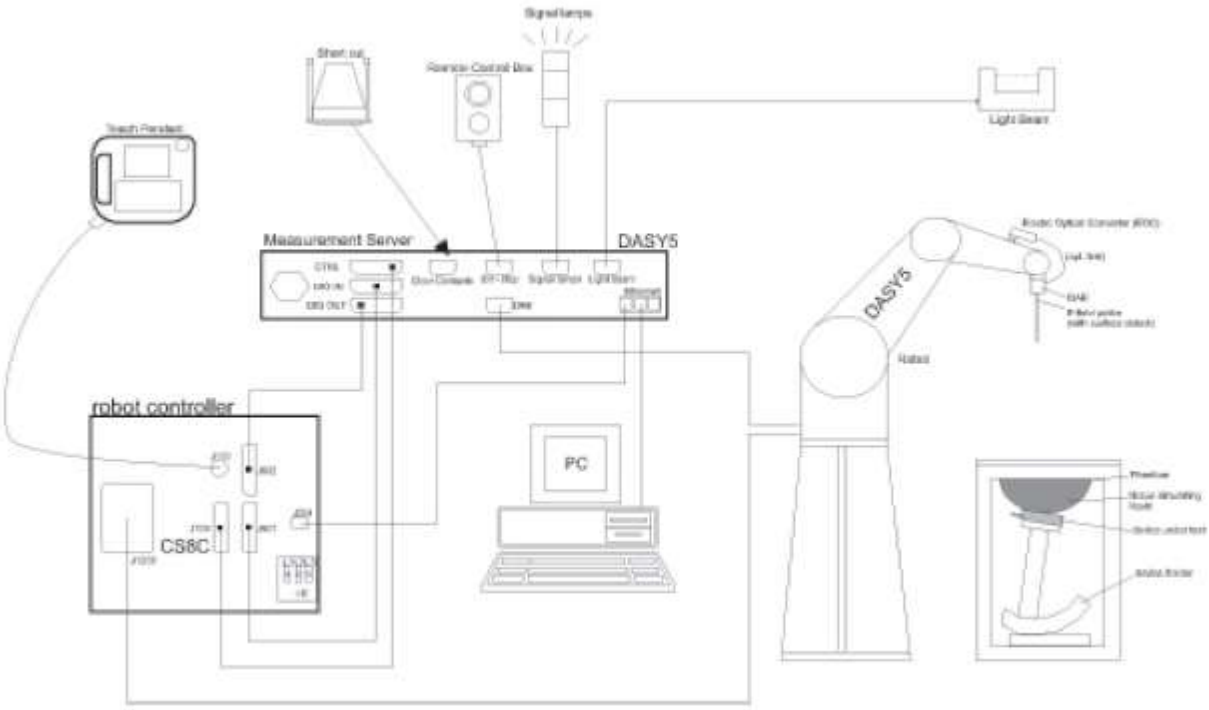

F-1. SAR Measurement System Configuration

Shenzhen LCS Compliance Testing Laboratory Ltd.
Add: 101, 201 Bldg A & 301 Bldg C, Juji Industrial Park Yabianxueziwei, Shajing Street, Baoan District, Shenzhen, 518000, China
Tel: +(86) 0755-82591330 | E-mail: webmaster@lcs-cert.com | Web: www.lcs-cert.com
Scan code to check authenticity

- The function of the measurement server is to perform the time critical tasks such as signal filtering, control of the robot operation and fast movement interrupts.
- A probe alignment unit which improves the (absolute) accuracy of the probe positioning.
- A computer operating Windows 7.
- DASY5 software.
- Remote control with teach pendant and additional circuitry for robot safety such as warning lamps, etc.
- The SAM twin phantom enabling testing left-hand, right-hand and Body Worn usage.
- The device holder for handheld mobile phones.
- Tissue simulating liquid mixed according to the given recipes.
- Validation dipole kits allowing to validating the proper functioning of the system.

Shenzhen LCS Compliance Testing Laboratory Ltd.
Add: 101, 201 Bldg A & 301 Bldg C, Juji Industrial Park Yabianxueziwei, Shajing Street, Baoan District, Shenzhen, 518000, China
Tel: +(86) 0755-82591330 | E-mail: webmaster@lcs-cert.com | Web: www.lcs-cert.com
Scan code to check authenticity

2.2. Isotropic E-field Probe EX3DV4

	Symmetrical design with triangular core Built-in shielding against static charges PEEK enclosure material (resistant to organic solvents, e.g., DGBE)
Calibration	ISO/IEC 17025 calibration service available.
Frequency	10 MHz to > 6 GHz Linearity: ± 0.2 dB (30 MHz to 6 GHz)
Directivity	± 0.3 dB in TSL (rotation around probe axis) ± 0.5 dB in TSL (rotation normal to probe axis)
Dynamic Range	10 µW/g to > 100 mW/g Linearity: ± 0.2 dB (noise: typically < 1 µW/g)
Dimensions	Overall length: 337 mm (Tip: 20 mm) Tip diameter: 2.5 mm (Body: 12 mm) Typical distance from probe tip to dipole centers: 1 mm
Application	High precision dosimetric measurements in any exposure scenario (e.g., very strong gradient fields); the only probe that enables compliance testing for frequencies up to 6 GHz with precision of better 30%.
Compatibility	DASY3, DASY4, DASY52 SAR and higher, EASY4/MRI

Shenzhen LCS Compliance Testing Laboratory Ltd.
Add: 101, 201 Bldg A & 301 Bldg C, Juji Industrial Park Yabianxueziwei, Shajing Street, Baoan District, Shenzhen, 518000, China
Tel: +(86) 0755-82591330 | E-mail: webmaster@lcs-cert.com | Web: www.lcs-cert.com
Scan code to check authenticity

2.3. Data Acquisition Electronics (DAE)

Model	DAE	
Construction	Signal amplifier, multiplexer, A/D converter and control logic. Serial optical link for communication with DASY4/5 embedded system (fully remote controlled). Two step probe touch detector for mechanical surface detection and emergency robot stop.	
Measurement Range	-100 to +300 mV (16 bit resolution and two range settings: 4mV,400mV)	
Input Offset Voltage	< 5µV (with auto zero)	
Input Bias Current	< 50 f A	
Dimensions	60 x 60 x 68 mm	

2.4. SAM Twin Phantom

Material	Vinylester, glass fiber reinforced (VE-GF)	
Liquid Compatibility	Compatible with all SPEAG tissue simulating liquids (incl. DGBE type)	
Shell Thickness	2 ± 0.2 mm (6 ± 0.2 mm at ear point)	
Dimensions (incl. Wooden Support)	Length: 1000 mm Width: 500 mm Height: adjustable feet	
Filling Volume	approx. 25 liters	
Wooden Support	SPEAG standard phantom table	

The shell corresponds to the specifications of the Specific Anthropomorphic Mannequin (SAM) phantom defined in IEEE 1528 and IEC 62209-1. It enables the dosimetric evaluation of left and right hand phone usage as well as body mounted usage at the flat phantom region. A cover prevents evaporation of the liquid. Reference markings on the phantom allow the complete setup of all predefined phantom positions and measurement grids by teaching three points with the robot.

Twin SAM V5.0 has the same shell geometry and is manufactured from the same material as Twin SAM V4.0, but has reinforced top structure.

Shenzhen LCS Compliance Testing Laboratory Ltd.
Add: 101, 201 Bldg A & 301 Bldg C, Juji Industrial Park Yabianxueziwei, Shajing Street, Baoan District, Shenzhen, 518000, China
Tel: +(86) 0755-82591330 | E-mail: webmaster@lcs-cert.com | Web: www.lcs-cert.com
Scan code to check authenticity

2.5. ELI Phantom

Material	Vinylester, glass fiber reinforced (VE-GF)	
Liquid Compatibility	Compatible with all SPEAG tissue simulating liquids (incl. DGBE type)	
Shell Thickness	2.0 ± 0.2 mm (bottom plate)	
Dimensions	Major axis: 600 mm Minor axis: 400 mm	
Filling Volume	approx. 30 liters	
Wooden Support	SPEAG standard phantom table	

Phantom for compliance testing of handheld and body-mounted wireless devices in the frequency range of 30 MHz to 6 GHz. ELI is fully compatible with the IEC 62209-2 standard and all known tissue simulating liquids. ELI has been optimized regarding its performance and can be integrated into our standard phantom tables. A cover prevents evaporation of the liquid. Reference markings on the phantom allow installation of the complete setup, including all predefined phantom positions and measurement grids, by teaching three points. The phantom is compatible with all SPEAG dosimetric probes and dipoles.

ELI V5.0 has the same shell geometry and is manufactured from the same material as ELI4, but has reinforced top structure.

Shenzhen LCS Compliance Testing Laboratory Ltd.
Add: 101, 201 Bldg A & 301 Bldg C, Juji Industrial Park Yabianxueziwei, Shajing Street, Baoan District, Shenzhen, 518000, China
Tel: +(86) 0755-82591330 | E-mail: webmaster@lcs-cert.com | Web: www.lcs-cert.com
Scan code to check authenticity

2.6. Device Holder for Transmitters

F-2. **Device Holder for Transmitters**

- The DASY device holder is designed to cope with different positions given in the standard. It has two scales for the device rotation (with respect to the body axis) and the device inclination (with respect to the line between the ear reference points). The rotation centres for both scales are the ear reference point (ERP). Thus the device needs no repositioning when changing the angles.
- The DASY device holder has been made out of low-loss POM material having the following dielectric parameters: relative permittivity ε=3 and loss tangent δ=0.02. The amount of dielectric material has been reduced in the closest vicinity of the device, since measurements have suggested that the influence of the clamp on the test results could thus be lowered.

Shenzhen LCS Compliance Testing Laboratory Ltd.
Add: 101, 201 Bldg A & 301 Bldg C, Juji Industrial Park Yabianxueziwei, Shajing Street, Baoan District, Shenzhen, 518000, China
Tel: +(86) 0755-82591330 | E-mail: webmaster@lcs-cert.com | Web: www.lcs-cert.com
Scan code to check authenticity

2.7. Measurement procedure

2.7.1. Scanning procedure

Step 1: Power reference measurement

The “reference” and “drift” measurements are located at the beginning and end of the batch process. They measure the field drift at one single point in the liquid over the complete procedure.

Step 2: Area scan

The SAR distribution at the exposed side of the head was measured at a distance of 4mm from the inner surface of the shell. The area covered the entire dimension of the head and the horizontal grid spacing was 15mm*15mm or 12mm*12mm or 10mm*10mm.Based on the area scan data, the area of the maximum absorption was determined by spline interpolation.

Step 3: Zoom scan

Around this point, a volume of 32mm*32mm*30mm (f≤2GHz), 30mm*30mm*30mm (f for 2-3GHz) and 24mm*24mm*22mm (f for 5-6GHz) was assessed by measuring 5x5x7 points (f≤2GHz), 7x7x7 points (f for 2-3GHz) and 7x7x12 points (f for 5-6GHz). On this basis of this data set, the spatial peak SAR value was evaluated with the following procedure:

The data at the surface was extrapolated, since the centre of the dipoles is 2.0mm away from the tip of the probe and the distance between the surface and the lowest measuring point is 1.2mm. (This can be variable. Refer to the probe specification).The extrapolation was based on a least square algorithm. A polynomial of the fourth order was calculated through the points in z-axes. This polynomial was then used to evaluate the points between the surface and the probe tip. The maximum interpolated value was searched with a straight-forward algorithm. Around this maximum the SAR values averaged over the spatial volumes (1g or 10g) were computed using the 3D-Spline interpolation algorithm. The volume was integrated with the trapezoidal algorithm. One thousand points were interpolated to calculate the average. All neighbouring volumes were evaluated until no neighboring volume with a higher average value was found.

The area and zoom scan resolutions specified in the table below must be applied to the SAR measurements Probe boundary effect error compensation is required for measurements with the probe tip closer than half a probe tip diameter to the phantom surface. Both the probe tip diameter and sensor offset distance must satisfy measurement protocols; to ensure probe boundary effect errors are minimized and the higher fields closest to the phantom surface can be correctly measured and extrapolated to the phantom surface for computing 1-g SAR. Tolerances of the post-processing algorithms must be verified by the test laboratory for the scan resolutions used in the SAR measurements, according to the reference distribution functions specified in IEEE Std. 1528-2013.

Shenzhen LCS Compliance Testing Laboratory Ltd.
Add: 101, 201 Bldg A & 301 Bldg C, Juji Industrial Park Yabianxueziwei, Shajing Street, Baoan District, Shenzhen, 518000, China
Tel: +(86) 0755-82591330 | E-mail: webmaster@lcs-cert.com | Web: www.lcs-cert.com
Scan code to check authenticity

			≤ 3 GHz	> 3 GHz
Maximum distance from closest measurement point (geometric center of probe sensors) to phantom surface			5 ± 1 mm	½·δ·ln(2) ± 0.5 mm
Maximum probe angle from probe axis to phantom surface normal at the measurement location			30° ± 1°	20° ± 1°
Maximum area scan spatial resolution: Δx_{Area}, Δy_{Area}			≤ 2 GHz: ≤ 15 mm 2 – 3 GHz: ≤ 12 mm	3 – 4 GHz: ≤ 12 mm 4 – 6 GHz: ≤ 10 mm
			When the x or y dimension of the test device, in the measurement plane orientation, is smaller than the above, the measurement resolution must be ≤ the corresponding x or y dimension of the test device with at least one measurement point on the test device.	
Maximum zoom scan spatial resolution: Δx_{Zoom}, Δy_{Zoom}			≤ 2 GHz: ≤ 8 mm 2 – 3 GHz: ≤ 5 mm*	3 – 4 GHz: ≤ 5 mm* 4 – 6 GHz: ≤ 4 mm*
Maximum zoom scan spatial resolution, normal to phantom surface	uniform grid: $\Delta z_{Zoom}(n)$		≤ 5 mm	3 – 4 GHz: ≤ 4 mm 4 – 5 GHz: ≤ 3 mm 5 – 6 GHz: ≤ 2 mm
	graded grid	$\Delta z_{Zoom}(1)$: between 1st two points closest to phantom surface	≤ 4 mm	3 – 4 GHz: ≤ 3 mm 4 – 5 GHz: ≤ 2.5 mm 5 – 6 GHz: ≤ 2 mm
		$\Delta z_{Zoom}(n>1)$: between subsequent points	$\leq 1.5 \cdot \Delta z_{Zoom}(n-1)$	
Minimum zoom scan volume	x, y, z		≥ 30 mm	3 – 4 GHz: ≥ 28 mm 4 – 5 GHz: ≥ 25 mm 5 – 6 GHz: ≥ 22 mm

Step 4: Power reference measurement (drift)

The Power Drift Measurement job measures the field at the same location as the most recent power reference measurement job within the same procedure, and with the same settings. The indicated drift is mainly the variation of the DUT's output power and should vary max. ± 5 %

2.7.2. Data Storage

The DASY software stores the acquired data from the data acquisition electronics as raw data (in microvolt readings from the probe sensors), together with all necessary software parameters for the data evaluation (probe calibration data, liquid parameters and device frequency and modulation data) in measurement files with the extension ".DAE4". The software evaluates the desired unit and format for output each time the data is visualized or exported. This allows verification of the complete software setup even after the measurement and allows correction of incorrect parameter settings. For example, if a measurement has been performed with a wrong crest factor parameter in the device setup, the parameter can be corrected afterwards and the data can be re-evaluated. The measured data can be visualized or exported in different units or formats, depending on the selected probe type ([V/m], [A/m], [°C], [m W/g], [m W/cm²], [dBrel], etc.). Some of these units are not available in certain situations or show meaningless results, e.g., a SAR output in a lossless media will always be zero. Raw data can also be exported to perform the evaluation with other software packages.

Shenzhen LCS Compliance Testing Laboratory Ltd.
Add: 101, 201 Bldg A & 301 Bldg C, Juji Industrial Park Yabianxueziwei, Shajing Street, Baoan District, Shenzhen, 518000, China
Tel: +(86) 0755-82591330 | E-mail: webmaster@lcs-cert.com | Web: www.lcs-cert.com
Scan code to check authenticity

2.7.3. Data Evaluation by SEMCAD

The SEMCAD software automatically executes the following procedures to calculate the field units from the microvolt readings at the probe connector. The parameters used in the evaluation are stored in the configuration modules of the software:

Probe parameters: - Sensitivity Normi, ai0, ai1, ai2
- Conversion factor ConvFi
- Diode compression point Dcpi
Device parameters: - Frequency f
- Crest factor cf
Media parameters: - Conductivity ε
- Density ρ

These parameters must be set correctly in the software. They can be found in the component documents or they can be imported into the software from the configuration files issued for the DASY components. In the direct measuring mode of the multimeter option, the parameters of the actual system setup are used. In the scan visualization and export modes, the parameters stored in the corresponding document files are used.

The first step of the evaluation is a linearization of the filtered input signal to account for the compression characteristics of the detector diode. The compensation depends on the input signal, the diode type and the DC-transmission factor from the diode to the evaluation electronics.

If the exciting field is pulsed, the crest factor of the signal must be known to correctly compensate for peak power. The formula for each channel can be given as:

$$V_i = U_i + U_i^2 \cdot cf / dcp_i$$

With Vi = compensated signal of channel i (i = x, y, z)
Ui = input signal of channel i (i = x, y, z)
cf = crest factor of exciting field (DASY parameter)
dcp i = diode compression point (DASY parameter)

From the compensated input signals the primary field data for each channel can be evaluated:

E-field probes:

$$E_i = (V_i / Norm_i \cdot ConvF)^{1/2}$$

Shenzhen LCS Compliance Testing Laboratory Ltd.
Add: 101, 201 Bldg A & 301 Bldg C, Juji Industrial Park Yabianxueziwei, Shajing Street, Baoan District, Shenzhen, 518000, China
Tel: +(86) 0755-82591330 | E-mail: webmaster@lcs-cert.com | Web: www.lcs-cert.com
Scan code to check authenticity

H-field probes:

$$H_i = (V_i)^{1/2} \cdot (a_{i0} + a_{i1} f + a_{i2} f^2) / f$$

With Vi = compensated signal of channel i (i = x, y, z)
Normi = sensor sensitivity of channel I (i = x, y, z)
[mV/(V/m)2] for E-field Probes
ConvF = sensitivity enhancement in solution
aij = sensor sensitivity factors for H-field probes
f = carrier frequency [GHz]
Ei = electric field strength of channel i in V/m
Hi = magnetic field strength of channel i in A/m

The RSS value of the field components gives the total field strength (Hermitian magnitude):

$$E_{tot} = (E_x^2 + E_Y^2 + E_z^2)^{1/2}$$

The primary field data are used to calculate the derived field units.

$$SAR = (Etot^2 \cdot \sigma) / (\varepsilon \cdot 1000)$$

with SAR = local specific absorption rate in mW/g
Etot = total field strength in V/m
σ= conductivity in [mho/m] or [Siemens/m]
ε= equivalent tissue density in g/cm3

Note that the density is normally set to 1 (or 1.06), to account for actual brain density rather than the density of the simulation liquid. The power flow density is calculated assuming the excitation field to be a free space field.

$$P_{pwe} = E_{tot}^2{}_2 / 3770 \quad \text{or} \quad P_{pwe} = H_{tot}^2 \cdot 37.7$$

with Ppwe = equivalent power density of a plane wave in mW/cm2
Etot = total electric field strength in V/m
Htot = total magnetic field strength in A/m

Shenzhen LCS Compliance Testing Laboratory Ltd.
Add: 101, 201 Bldg A & 301 Bldg C, Juji Industrial Park Yabianxueziwei, Shajing Street, Baoan District, Shenzhen, 518000, China
Tel: +(86) 0755-82591330 | E-mail: webmaster@lcs-cert.com | Web: www.lcs-cert.com
Scan code to check authenticity

3. SAR measurement variability and uncertainty

3.1. SAR measurement variability

Per KDB865664 D01 SAR measurement 100 MHz to 6 GHz v01r04, SAR measurement variability must be assessed for each frequency band, which is determined by the SAR probe calibration point and tissue-equivalent medium used for the device measurements. The additional measurements are repeated after the completion of all measurements requiring the same head or body tissue-equivalent medium in a frequency band. The test device should be returned to ambient conditions (normal room temperature) with the battery fully charged before it is re-mounted on the device holder for the repeated measurement(s) to minimize any unexpected variations in the repeated results.

1) Repeated measurement is not required when the original highest measured SAR is < 0.80 W/kg; steps 2) through 4) do not apply.

2) When the original highest measured SAR is ⩾ 0.80 W/kg, repeat that measurement once.

3) Perform a second repeated measurement only if the ratio of largest to smallest SAR for the original and first repeated measurements is > 1.20 or when the original or repeated measurement is ⩾ 1.45 W/kg (~ 10% from the 1-g SAR limit).

4) Perform a third repeated measurement only if the original, first or second repeated measurement is ⩾1.5 W/kg and the ratio of largest to smallest SAR for the original, first and second repeated measurements is > 1.20.

The same procedures should be adapted for measurements according to extremity and occupational exposure limits by applying a factor of 2.5 for extremity exposure and a factor of 5 for occupational exposure to the corresponding SAR thresholds.

3.2. SAR measurement uncertainty

Per KDB865664 D01 SAR Measurement 100 MHz to 6 GHz, when the highest measured 1-g SAR within a frequency band is < 1.5 W/kg, the extensive SAR measurement uncertainty analysis described in IEEE Std 1528-2013 is not required in SAR reports submitted for equipment approval. The equivalent ratio (1.5/1.6) is applied to extremity and occupational exposure conditions.

Shenzhen LCS Compliance Testing Laboratory Ltd.
Add: 101, 201 Bldg A & 301 Bldg C, Juji Industrial Park Yabianxueziwei, Shajing Street, Baoan District, Shenzhen, 518000, China
Tel: +(86) 0755-82591330 | E-mail: webmaster@lcs-cert.com | Web: www.lcs-cert.com
Scan code to check authenticity

4. Description of Test Position

4.1. Head Exposure Condition

4.1.1. SAM Phantom Shape

F-3. Front, back, and side views of SAM (model for the phantom shell). Full-head model is for illustration purposes only-procedures in this recommended practice are intended primarily for the phantom setup.

Note: The centre strip including the nose region has a different thickness tolerance.



F-4. Sagittally bisected phantom with extended perimeter (shown placed on its side as used for SAR measurements)



F-5. Close-up side view of phantom, showing the ear region, N-F and B-M lines, and seven cross-sectional plane locations

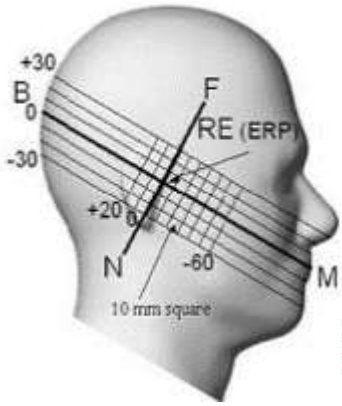

F-6. Side view of the phantom showing relevant markings and seven cross-sectional plane locations

Shenzhen LCS Compliance Testing Laboratory Ltd.
Add: 101, 201 Bldg A & 301 Bldg C, Juji Industrial Park Yabianxueziwei, Shajing Street, Baoan District, Shenzhen, 518000, China
Tel: +(86) 0755-82591330 | E-mail: webmaster@lcs-cert.com | Web: www.lcs-cert.com
Scan code to check authenticity

4.1.2. EUT constructions

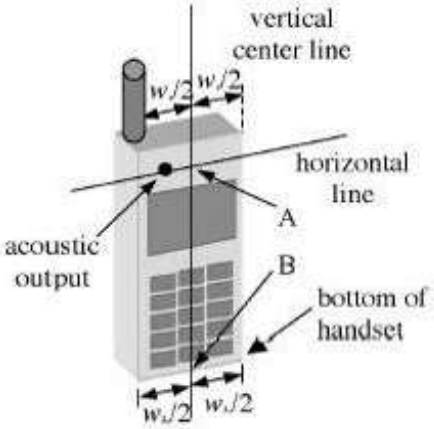

F-1. Handset vertical and horizontal reference lines-“fixed case”

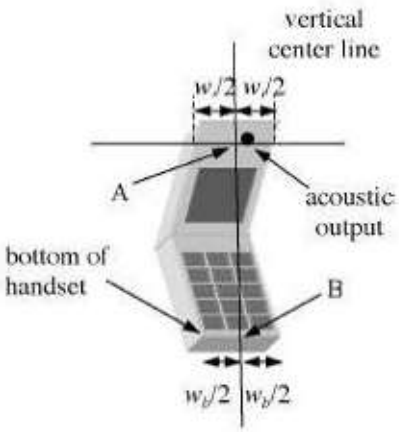

F-2. Handset vertical and horizontal reference lines-“clam-shell case”

4.1.3. Definition of the “cheek” position

a) Position the device with the vertical centre line of the body of the device and the horizontal line crossing the centre of the ear piece in a plane parallel to the sagittal plane of the phantom ("initial position"). While maintaining the device in this plane, align the vertical centre line with the reference plane containing the three ear and mouth reference points (M, RE and LE) and align the centre of the ear piece with the line RE-LE.
b) Translate the mobile phone box towards the phantom with the ear piece aligned with the line LE-RE until telephone touches the ear. While maintaining the device in the reference plane and maintaining the phone contact with the ear, move the bottom of the box until any point on the front side is in contact with the cheek of the phantom or until contact with the ear is lost.

Shenzhen LCS Compliance Testing Laboratory Ltd.
Add: 101, 201 Bldg A & 301 Bldg C, Juji Industrial Park Yabianxueziwei, Shajing Street, Baoan District, Shenzhen, 518000, China
Tel: +(86) 0755-82591330 | E-mail: webmaster@lcs-cert.com | Web: www.lcs-cert.com
Scan code to check authenticity

4.1.4. Definition of the "tilted" position

a) Position the device in the "cheek" position described above;
b) While maintaining the device in the reference plane described above and pivoting against the ear, move it outward away from the mouth by an angle of 15 degrees or until contact with the ear is lost.

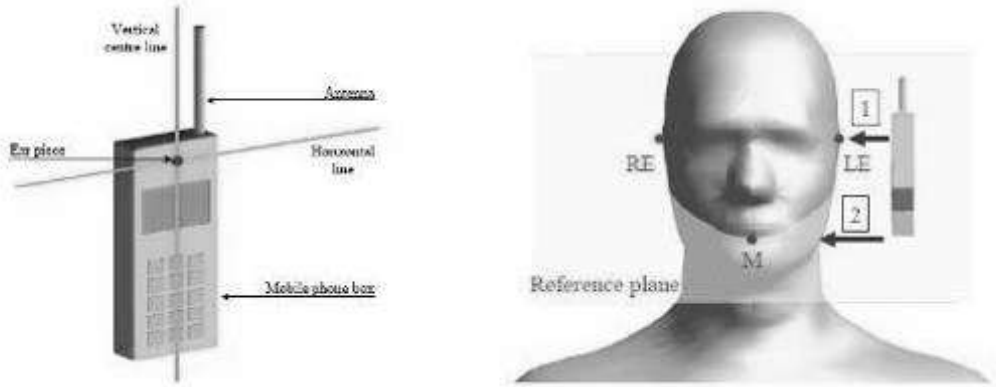

F-1. **Definition of the reference lines and points, on the phone and on the phantom and initial position**

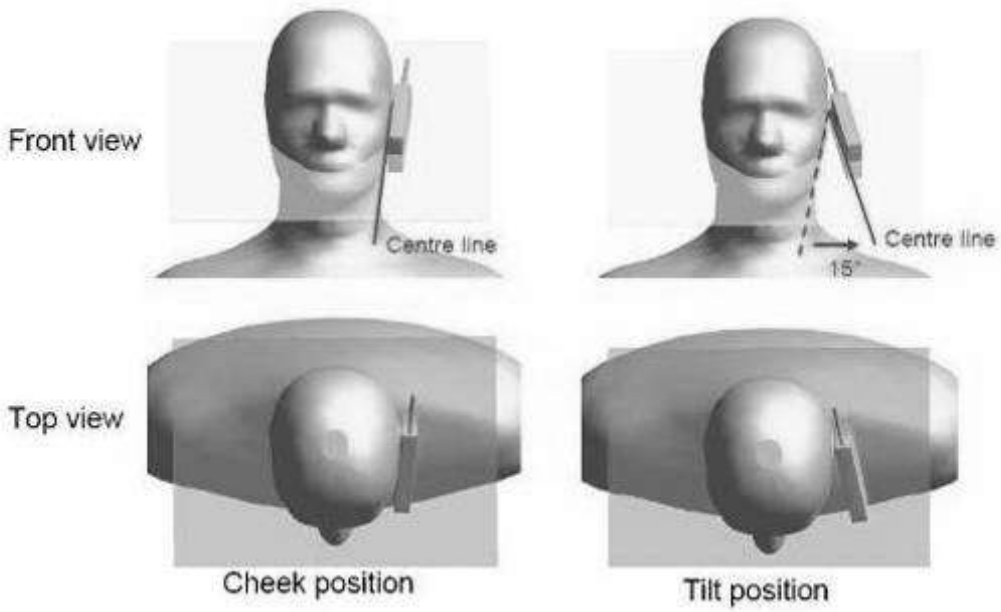

F-2. **"Cheek" and "tilt" positions of the mobile phone on the left side**

Shenzhen LCS Compliance Testing Laboratory Ltd.
Add: 101, 201 Bldg A & 301 Bldg C, Juji Industrial Park Yabianxueziwei, Shajing Street, Baoan District, Shenzhen, 518000, China
Tel: +(86) 0755-82591330 | E-mail: webmaster@lcs-cert.com | Web: www.lcs-cert.com
Scan code to check authenticity

4.2. Body Exposure Condition

4.2.1. Body-worn accessory exposure conditions

Body-worn operating configurations should be tested with the belt-clips and holsters attached to the device and positioned against a flat phantom in normal use configurations.

Body-worn operating configurations are tested with the belt-clips and holsters attached to the device and positioned against a flat phantom in a normal use configuration. Per FCC KDB Publication 648474 D04, Body-worn accessory exposure is typically related to voice mode operations when handsets are carried in body-worn accessories. The body-worn accessory procedures in FCC KDB Publication 447498 D01 should be used to test for body-worn accessory SAR compliance, without a headset connected to it. This enables the test results for such configuration to be compatible with that required for hotspot mode when the body-worn accessory test separation distance is greater than or equal to that required for hotspot mode, when applicable. When the reported SAR for a body-worn accessory, measured without a headset connected to the handset, is > 1.2 W/kg, the highest reported SAR configuration for that wireless mode and frequency band should be repeated for that body-worn accessory with a headset attached to the handset.

Accessories for Body-worn operation configurations are divided into two categories: those that do not contain metallic components and those that do contain metallic components. When multiple accessories that do not contain metallic components are supplied with the device, the device is tested with only the accessory that dictates the closest spacing to the body. Then multiple accessories that contain metallic components are tested with the device with each accessory. If multiple accessories share an identical metallic component (i.e. the same metallic belt-clip used with different holsters with no other metallic components) only the accessory that dictates the closest spacing to the body is tested.

Body-worn accessories may not always be supplied or available as options for some devices intended to be authorized for body-worn use. In this case, a test configuration with a separation distance between the back of the device and the flat phantom is used. Test position spacing was documented. Transmitters that are designed to operate in front of a person's face, as in push-to-talk configurations, are tested for SAR compliance with the front of the device positioned to face the flat phantom in head fluid. For devices that are carried next to the body such as a shoulder, waist or chest-worn transmitters, SAR compliance is tested with the accessories, including headsets and microphones, attached to the device and positioned against a flat phantom in a normal use configuration.

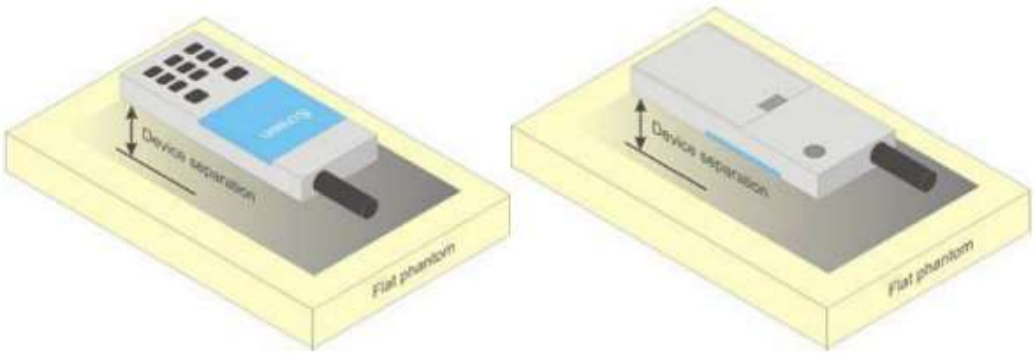

F-1. **Test positions for body-worn devices**

Shenzhen LCS Compliance Testing Laboratory Ltd.
Add: 101, 201 Bldg A & 301 Bldg C, Juji Industrial Park Yabianxueziwei, Shajing Street, Baoan District, Shenzhen, 518000, China
Tel: +(86) 0755-82591330 | E-mail: webmaster@lcs-cert.com | Web: www.lcs-cert.com
Scan code to check authenticity

4.2.2. Wireless Router exposure conditions

Some battery-operated handsets have the capability to transmit and receive user data through simultaneous transmission of WIFI simultaneously with a separate licensed transmitter. The FCC has provided guidance in FCC KDB Publication 941225 D06 where SAR test considerations for handsets (L x W ≥ 9 cm x 5 cm) are based on a composite test separation distance of 10 mm from the front, back and edges of the device containing transmitting antennas within 2.5 cm of their edges, determined from general mixed use conditions for this type of devices. For devices with form factors smaller than 9 cm x 5 cm, a test separation distance of 5 mm is required.

4.3. Extremity exposure conditions

Per FCC KDB 648474D04, for smart phones with a display diagonal dimension > 15.0 cm or an overall diagonal dimension > 16.0 cm that provide similar mobile web access and multimedia support found in mini-tablets or UMPC mini-tablets that support voice calls next to the ear, the device is marketed as “Phablet”.
The UMPC mini-tablet procedures must also be applied to test the SAR of all surfaces and edges with an antenna located at ≤ 25 mm from that surface or edge, in direct contact with a flat phantom, for Product Specific 10-g SAR according to the body-equivalent tissue dielectric parameters in KDB 865664 to address interactive hand use exposure conditions. The UMPC mini-tablet 1-g SAR at 5 mm is not required. When hotspot mode applies, Product Specific 10-g SAR is required only for the surfaces and edges with hotspot mode 1-g reported SAR > 1.2 W/kg; however, when power reduction applies to hotspot mode the measured SAR must be scaled to the maximum output power, including tolerance, allowed for phablet modes to compare with the 1.2 W/kg SAR test reduction threshold.

Due to the SAR result, the Main antenna frequency bands are not required to test with 0mm for the Product Specific 10 g SAR.

Shenzhen LCS Compliance Testing Laboratory Ltd.
Add: 101, 201 Bldg A & 301 Bldg C, Juji Industrial Park Yabianxueziwei, Shajing Street, Baoan District, Shenzhen, 518000, China
Tel: +(86) 0755-82591330 | E-mail: webmaster@lcs-cert.com | Web: www.lcs-cert.com
Scan code to check authenticity

5. SAR System Verification Procedure

5.1. Tissue Simulate Liquid

5.1.1. Recipes for Tissue Simulate Liquid

The bellowing tables give the recipes for tissue simulating liquids to be used in different frequency bands：

Ingredients (% by weight)	Frequency (MHz)				
	450	700-900	1750-2000	2300-2500	2500-2700
Water	38.56	40.30	55.24	55.00	54.92
Salt (NaCl)	3.95	1.38	0.31	0.2	0.23
Sucrose	56.32	57.90	0	0	0
HEC	0.98	0.24	0	0	0
Bactericide	0.19	0.18	0	0	0
Tween	0	0	44.45	44.80	44.85
Salt: 99+% Pure Sodium Chloride Water: De-ionized, 16 MΩ+ resistivity Tween: Polyoxyethylene (20) sorbitan monolaurate			Sucrose: 98+% Pure Sucrose HEC: Hydroxyethyl Cellulose		
HSL5GHz is composed of the following ingredients： Water：50-65% Mineral oil：10-30% Emulsifiers：8-25% Sodium salt：0-1.5%					

Table 2： Recipe of Tissue Simulate Liquid

Shenzhen LCS Compliance Testing Laboratory Ltd.
Add: 101, 201 Bldg A & 301 Bldg C, Juji Industrial Park Yabianxueziwei, Shajing Street, Baoan District, Shenzhen, 518000, China
Tel: +(86) 0755-82591330 | E-mail: webmaster@lcs-cert.com | Web: www.lcs-cert.com
Scan code to check authenticity

5.1.2. Measurement for Tissue Simulate Liquid

The dielectric properties for this Tissue Simulate Liquids were measured by using the DAKS. The Conductivity (σ) and Permittivity (ρ) are listed in bellow table. For the SAR measurement given in this report. The temperature variation of the Tissue Simulate Liquids was 22±2°C.

Tissue Type	Measured Frequency (MHz)	Target Tissue (±5%)		Measured Tissue		Liquid Temp. (℃)	Measured Date
		ε_r	σ(S/m)	ε_r	σ(S/m)		
750 Head	750	41.9 (39.81~44.00)	0.89 (0.85~0.93)	42.068	0.905	21.8	August 28, 2026
835 Head	835	41.5 (39.43~43.58)	0.9 (0.86~0.95)	41.259	0.882	21.9	August 31, 2026
1750 Head	1750	40.1 (38.10~42.11)	1.37 (1.30~1.44)	40.584	1.391	22.1	September 2, 2026
1900 Head	1900	40 (38.00~42.00)	1.4 (1.33~1.47)	39.892	1.368	21.9	September 7, 2026
2450 Head	2450	39.2 (37.24~41.16)	1.8 (1.71~1.89)	39.535	1.825	21.9	September 9, 2026
2600 Head	2600	39 (37.05~40.95)	1.96 (1.86~2.06)	39.215	1.971	22.2	September 11, 2026
5250 Head	5250	36.0 (34.20~37.80)	4.66 (4.43~4.89)	35.347	4.694	22.0	September 14, 2026
5600 Head	5600	35.5 (33.73~37.28)	5.07 (4.82~5.32	35.697	5.142	22.1	September 16, 2026
5750 Head	5750	35.3 (33.54~37.07)	5.27 (5.01~5.53)	35.028	5.246	22.1	September 16, 2026

Table 3： Measurement result of Tissue electric parameters

Shenzhen LCS Compliance Testing Laboratory Ltd.
Add: 101, 201 Bldg A & 301 Bldg C, Juji Industrial Park Yabianxueziwei, Shajing Street, Baoan District, Shenzhen, 518000, China
Tel: +(86) 0755-82591330 | E-mail: webmaster@lcs-cert.com | Web: www.lcs-cert.com
Scan code to check authenticity

5.2. SAR System Check

The microwave circuit arrangement for system Check is sketched in F-1. The daily system accuracy verification occurs within the flat section of the SAM phantom. A SAR measurement was performed to see if the measured SAR was within +/- 10% from the target SAR values. The tests were conducted on the same days as the measurement of the EUT. The obtained results from the system accuracy verification are displayed in the following table (A power level of 100mW (below 3GHz) or 100mW (3-6GHz) was input to the dipole antenna). During the tests, the ambient temperature of the laboratory was in the range 22±2°C, the relative humidity was in the range 60% and the liquid depth above the ear reference points was above 15±0.5 cm in all the cases. It is seen that the system is operating within its specification, as the results are within acceptable tolerance of the reference values.

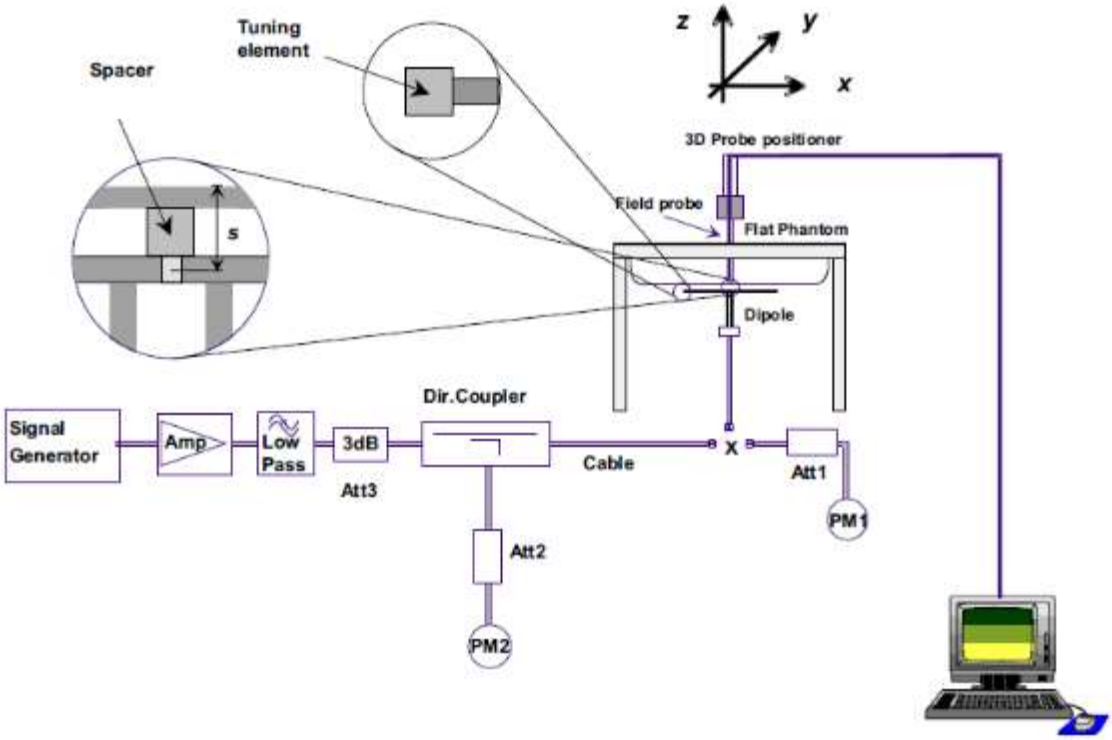

F-1. the microwave circuit arrangement used for SAR system check

5.2.1. Justification for Extended SAR Dipole Calibrations

1) Referring to KDB865664 D01 requirements for dipole calibration, instead of the typical annual calibration recommended by measurement standards, longer calibration intervals of up to three years may be considered when it is demonstrated that the SAR target, impedance and return loss of a dipole have remain stable according to the following requirements. Each measured dipole is expected to evaluate with the following criteria at least on annual interval in Appendix C.

a) There is no physical damage on the dipole;
b) System check with specific dipole is within 10% of calibrated value;
c) Return-loss is within 20% of calibrated measurement;
d) Impedance is within 5Ω from the previous measurement.

2) Network analyzer probe calibration against air, distilled water and a shorting block performed before measuring liquid parameters.

D750V3 SN 1105 Extend Dipole Calibrations

Date of Measurement	Return-Loss (dB)	Delta (%)	Real Impedance (ohm)	Delta (ohm)	Imaginary Impedance (ohm)	Delta (ohm)
2025-07-28	-29.1		50.7		-3.47	
2026-07-27	-28.8	-1.03	50.5	-0.2	-3.44	0.03

Shenzhen LCS Compliance Testing Laboratory Ltd.
Add: 101, 201 Bldg A & 301 Bldg C, Juji Industrial Park Yabianxueziwei, Shajing Street, Baoan District, Shenzhen, 518000, China
Tel: +(86) 0755-82591330 | E-mail: webmaster@lcs-cert.com | Web: www.lcs-cert.com
Scan code to check authenticity

D835V2 SN 4d124 Extend Dipole Calibrations

Date of Measurement	Return-Loss (dB)	Delta (%)	Real Impedance (ohm)	Delta (ohm)	Imaginary Impedance (ohm)	Delta (ohm)
2026-08-18	-30.4		49.5		-2.98	

D1750V2 SN 1110 Extend Dipole Calibrations

Date of Measurement	Return-Loss (dB)	Delta (%)	Real Impedance (ohm)	Delta (ohm)	Imaginary Impedance (ohm)	Delta (ohm)
2025-08-01	-36.9		48.6		-0.37	
2026-07-31	-37.2	0.81	48.3	-0.3	-0.35	0.02

D1900V2 SN 5d055 Extend Dipole Calibrations

Date of Measurement	Return-Loss (dB)	Delta (%)	Real Impedance (ohm)	Delta (ohm)	Imaginary Impedance (ohm)	Delta (ohm)
2026-08-17	-24.9		51.9		5.46	

D2450V2 SN 808 Extend Dipole Calibrations

Date of Measurement	Return-Loss (dB)	Delta (%)	Real Impedance (ohm)	Delta (ohm)	Imaginary Impedance (ohm)	Delta (ohm)
2026-08-19	-25.6		52.6		4.71	

D2600V2 SN 1231 Extend Dipole Calibrations

Date of Measurement	Return-Loss (dB)	Delta (%)	Real Impedance (ohm)	Delta (ohm)	Imaginary Impedance (ohm)	Delta (ohm)
2025-07-15	-34.0		48.5		1.3	
2026-07-14	-33.8	-0.59	48.3	-0.2	1.32	0.02

D5GHzV2 SN 1046 Extend Dipole Calibrations(5250MHz)

Date of Measurement	Return-Loss (dB)	Delta (%)	Real Impedance (ohm)	Delta (ohm)	Imaginary Impedance (ohm)	Delta (ohm)
2026-08-18	-32.1		50.7		-2.42	

D5GHzV2 SN 1046 Extend Dipole Calibrations(5600MHz)

Date of Measurement	Return-Loss (dB)	Delta (%)	Real Impedance (ohm)	Delta (ohm)	Imaginary Impedance (ohm)	Delta (ohm)
2026-8-18	-25.1		55.9		0.38	

D5GHzV2 SN 1046 Extend Dipole Calibrations(5750MHz)

Date of Measurement	Return-Loss (dB)	Delta (%)	Real Impedance (ohm)	Delta (ohm)	Imaginary Impedance (ohm)	Delta (ohm)
2026-08-18	-26.2		55.1		0.72	

Shenzhen LCS Compliance Testing Laboratory Ltd.
Add: 101, 201 Bldg A & 301 Bldg C, Juji Industrial Park Yabianxueziwei, Shajing Street, Baoan District, Shenzhen, 518000, China
Tel: +(86) 0755-82591330 | E-mail: webmaster@lcs-cert.com | Web: www.lcs-cert.com
Scan code to check authenticity

5.2.2. Summary System Check Result(s)

Validation Kit		Measured SAR 100mW	Measured SAR 100mW	Measured SAR (normalized to 1W)	Measured SAR (normalized to 1W)	Target SAR (normalized to 1W) (±10%)	Target SAR (normalized to 1W) (±10%)	Liquid Temp. (℃)	Measured Date
		1g (W/kg)	10g (W/kg)	1g (W/kg)	10g (W/kg)	1-g(W/kg)	10-g(W/kg)		
D750V3	Head	0.871	0.572	8.71	5.72	8.52 (7.67~9.37)	5.63 (5.07~6.19)	21.8	August 28, 2026
D835V2	Head	0.949	0.628	9.49	6.28	9.60 (8.64~10.56)	6.40 (5.76~7.04)	21.9	August 31, 2026
D1750V2	Head	3.68	1.97	36.80	19.70	36.5 (32.85~40.15)	19.5 (17.55~21.45)	22.1	September 2, 2026
D1900V2	Head	3.99	2.13	39.90	21.30	39.7 (35.73~43.67)	21.0 (18.9~23.1)	21.9	September 7, 2026
D2450V2	Head	5.35	2.54	53.50	25.40	52.8 (47.52~58.08)	25.0 (22.50~27.50)	21.9	September 9, 2026
D2600V2	Head	5.53	2.49	55.30	24.90	54.9 (49.41~60.39)	24.6 (22.14~27.06)	22.2	September 11, 2026
D5GHzV2	Head (5.25GHz)	7.81	2.24	78.10	22.40	77.8 (70.02~85.58)	22.2 (19.98~24.42)	22.0	September 14, 2026
	Head (5.6GHz)	8.14	2.31	81.40	23.10	81.6 (73.44~89.76)	23.3 (20.97~25.63)	22.1	September 16, 2026
	Head (5.75GHz)	7.66	2.14	76.60	21.40	77.0 (69.30~84.70)	21.7 (19.53~23.87)	22.1	September 16, 2026

Table 4： Please see the Appendix A

Shenzhen LCS Compliance Testing Laboratory Ltd.
Add: 101, 201 Bldg A & 301 Bldg C, Juji Industrial Park Yabianxueziwei, Shajing Street, Baoan District, Shenzhen, 518000, China
Tel: +(86) 0755-82591330 | E-mail: webmaster@lcs-cert.com | Web: www.lcs-cert.com
Scan code to check authenticity

6. SAR measurement procedure

The measurement procedures are as follows:

6.1. Conducted power measurement

a. For WWAN power measurement, use base station simulator connection with RF cable, at maximum power in each supported wireless interface and frequency band.
b. Read the WWAN RF power level from the base station simulator.
c. For WLAN/BT power measurement, use engineering software to configure EUT WLAN/BT continuously Transmission, at maximum RF power in each supported wireless interface and frequency band.
d. Connect EUT RF port through RF cable to the power meter, and measure WLAN/BT output power.

6.2. GSM Test Configuration

SAR tests for GSM 850 and GSM 1900, a communication link is set up with a System Simulator (SS) by air link. Using CMU200 the power level is set to “5” for GSM 850, set to “0” for GSM 1900. Since the GPRS class is 12 for this EUT, it has at most 4 timeslots in uplink and at most 4 timeslots in downlink, the maximum total timeslots is 4. the EGPRS class is 12 for this EUT, it has at most 4 timeslots in uplink and at most 4 timeslots in downlink, the maximum total timeslots is 4.

SAR test reduction for GPRS and EDGE modes is determined by the source-based time-averaged output power specified for production units, including tune-up tolerance. The data mode with highest specified time-averaged output power should be tested for SAR compliance in the applicable exposure conditions. For modes with the same specified maximum output power and tolerance, the higher number time-slot configuration should be tested. GSM voice and GPRS data use GMSK, which is a constant amplitude modulation with minimal peak to average power difference within the time-slot burst. For EDGE, GMSK is used for MCS 1 – MCS 4 and 8-PSK is used for MCS 5 – MCS 9; where 8-PSK has an inherently higher peak-to-average power ratio. The GMSK and 8-PSK EDGE configurations are considered separately for SAR compliance. The GMSK EDGE configurations are grouped with GPRS and considered with respect to time-averaged maximum output power to determine compliance. The 3G SAR test reduction procedure is applied to 8-PSK EDGE with GMSK GPRS/EDGE as the primary mode.

6.3. UMTS Test Configuration

3G SAR Test Reduction Procedure
In the following procedures, the mode tested for SAR is referred to as the primary mode. The equivalent modes considered for SAR test reduction are denoted as secondary modes. Both primary and secondary modes must be in the same frequency band. When the maximum output power and tune-up tolerance specified for production units in a secondary mode is ≤ ¼ dB higher than the primary mode or when the highest reported SAR of the primary mode is scaled by the ratio of specified maximum output power and tune-up tolerance of secondary to primary mode and the adjusted SAR is ≤ 1.2 W/kg, SAR measurement is not required for the secondary mode.3 This is referred to as the 3G SAR test reduction procedure in the following SAR test guidance, where the primary mode is identified in the applicable wireless mode test procedures and the secondary mode is wireless mode being considered for SAR test reduction by that procedure. When the 3G SAR test reduction procedure is not satisfied, it is identified as “otherwise” in the applicable procedures; SAR measurement is required for the secondary mode.

Output power Verification

Maximum output power is verified on the high, middle and low channels according to procedures described in section 5.2 of 3GPP TS 34.121, using the appropriate RMC or AMR with TPC (transmit power control) set to all “1’s” for WCDMA/HSDPA or by applying the required inner loop power control procedures to maintain maximum output power while HSUPA is active. Results for all applicable physical channel configurations (DPCCH, DPDCHn and spreading codes, HSDPA, HSPA) are requied in the SAR report. All configurations that are not supported by the handset or cannot be measured due to technical or equipment limitations must be clearly identified.

Head SAR

SAR for next to the ear head exposure is measured using a 12.2 kbps RMC with TPC bits configured to all “1’s”. The 3G SAR test reduction procedure is applied to AMR configurations with 12.2 kbps RMC as the primary mode.

Shenzhen LCS Compliance Testing Laboratory Ltd.
Add: 101, 201 Bldg A & 301 Bldg C, Juji Industrial Park Yabianxueziwei, Shajing Street, Baoan District, Shenzhen, 518000, China
Tel: +(86) 0755-82591330 | E-mail: webmaster@lcs-cert.com | Web: www.lcs-cert.com
Scan code to check authenticity

Otherwise, SAR is measured for 12.2 kbps AMR in 3.4 kbps SRB (signaling radio bearer) using the highest reported SAR configuration in 12.2 kbps RMC for head exposure.

1) Body-Worn Accessory SAR

SAR for body-worn accessory configurations is measured using a 12.2 kbps RMC with TPC bits configured to all "1's". The 3G SAR test reduction procedure is applied to other spreading codes and multiple DPDCHn configurations supported by the handset with 12.2 kbps RMC as the primary mode. Otherwise, SAR is measured using an applicable RMC configuration with the corresponding spreaing code or DPDCHn, for the highest reported body-worn accessory exposure SAR configuration in 12.2 kbps RMC. When more than 2 DPDCHn are supported by the handset, it may be necessary to configure additional DPDCHn using FTM (Factory Test Mode) or other chipset based test approaches with parameters similar to those used in 384 kbps and 768 kbps RMC.

2) Handsets with Release 5 HSDPA

The 3G SAR test reduction procedure is applied to HSDPA body-worn accessory configurations with 12.2 kbps RMC as the primary mode. Otherwise, SAR is measured for HSDPA using the HSDPA body SAR procedures in the "Release 5 HSDPA Data Devices" section of this document, for the highest reported SAR body-worn accessory exposure configuration in 12.2 kbps RMC. Handsets with both HSDPA and HSUPA are tested according to Release 6 HSPA test procedures.

HSDPA should be configured according to the UE category of a test device.The number of HSDSCH/ HS-PDSCHs, HARQ processes, minimum inter-TTI interval, transport block sizes and RV coding sequence are defined by the H-set. To maintain a consistent test configuration and stable transmission conditions, QPSK is used in the H-set for SAR testing. HS-DPCCH should be configured with a CQI feedback cycle of 4 ms with a CQI repetition factor of 2 to maintain a constant rate of active CQI slots. DPCCH and DPDCH gain factors(βc, βd), and HS-DPCCH power offset parameters (ΔACK, ΔNACK, ΔCQI) should be set according to values indicated in the Table below. The CQI value is determined by the UE category, transport block size, number of HS-PDSCHs and modulation used in the H-set

Table 2: Subtests for UMTS Release 5 HSDPA

Sub-set	β_c	β_d	β_d (SF)	β_c/β_d	β_{hs} (note 1, note 2)	CM(dB) (note 3)	MPR(dB)
1	2/15	15/15	64	2/15	4/15	0.0	0.0
2	12/15 (note 4)	15/15 (note 4)	64	12/15 (note 4)	24/15	1.0	0.0
3	15/15	8/15	64	15/8	30/15	1.5	0.5
4	15/15	4/15	64	15/4	30/15	1.5	0.5

Note1: Δ_{ACK}, Δ_{NACK} and Δ_{CQI}= 8 ⇔ $A_{hs} = \beta_{hs}/\beta_c$=30/15 ⇔ β_{hs}=30/15*β_c
Note2: CM=1 for β_c/β_d =12/15, β_{hs}/β_c=24/15.
Note3: For subtest 2 the $\beta_c\beta_d$ ratio of 12/15 for the TFC during the measurement period(TF1,TF0) is achieved by setting the signaled gain factors for the reference TFC (TFC1,TF1) to β_c=11/15 and β_d=15/15.

HSUPA Test Configuration

The 3G SAR test reduction procedure is applied to HSPA (HSUPA/HSDPA with RMC) body-worn accessory configurations with 12.2 kbps RMC as the primary mode. Otherwise, SAR is measured for HSPA using the HSPA body SAR procedures in the "Release 6 HSPA Data Devices" section of this document, for the highest reported body-worn accessory exposure SAR configuration in 12.2 kbps RMC. When VOIP is applicable for next to the ear head exposure in HSPA, the 3G SAR test reduction procedure is applied to HSPA with 12.2 kbps RMC as the primary mode; otherwise, the same HSPA configuration used for body-worn accessory measurements is tested for next to the ear head exposure.

Due to inner loop power control requirements in HSPA, a communication test set is required for output power and SAR tests. The 12.2 kbps RMC, FRC H-set 1 and E-DCH configurations for HSPA are configured according to the β values indicated in Table 2 and other applicable procedures described in the 'WCDMA Handset' and 'Release 5 HSDPA Data Devices' sections of this document

Shenzhen LCS Compliance Testing Laboratory Ltd.
Add: 101, 201 Bldg A & 301 Bldg C, Juji Industrial Park Yabianxueziwei, Shajing Street, Baoan District, Shenzhen, 518000, China
Tel: +(86) 0755-82591330 | E-mail: webmaster@lcs-cert.com | Web: www.lcs-cert.com
Scan code to check authenticity

Table 3: Sub-Test 5 Setup for Release 6 HSUPA

Sub-set	β_c	β_d	β_d (SF)	β_c/β_d	β_{hs}(1)	β_{ec}	β_{ed}	β_{ed} (SF)	β_{ed} (codes)	CM (2) (dB)	MPR (dB)	AG(4) Index	E-TFCI
1	11/15(3)	15/15(3)	64	11/15(3)	22/15	209/225	1039/225	4	1	1.0	0.0	20	75
2	6/15	15/15	64	6/15	12/15	12/15	94/75	4	1	3.0	2.0	12	67
3	15/15	9/15	64	15/9	30/15	30/15	β_{ed1}:47/15 β_{ed2}:47/15	4	2	2.0	1.0	15	92
4	2/15	15/15	64	2/15	4/15	2/15	56/75	4	1	3.0	2.0	17	71
5	15/15(4)	15/15(4)	64	15/15(4)	30/15	24/15	134/15	4	1	1.0	0.0	21	81

Note 1: Δ_{ACK}, ΔNACK and Δ_{CQI} = 8 ⇔ $A_{hs} = \underline{\beta}_{hs}/\underline{\beta}_c$ = 30/15 ⇔ $\underline{\beta}_{hs}$= 30/15 *β_c.
Note 2: CM = 1 for βc/βd =12/15, $\underline{\beta}_{hs}/\underline{\beta}_c$ =24/15. For all other combinations of DPDCH, DPCCH, HS- DPCCH, E-DPDCH and E-DPCCH the MPR is based on the relative CM difference.
Note 3: For subtest 1 the βc/βd ratio of 11/15 for the TFC during the measurement period (TF1, TF0) is achieved by setting the signaled gain factors for the reference TFC (TF1, TF1) to βc = 10/15 and βd = 15/15.
Note 4: For subtest 5 the βc/βd ratio of 15/15 for the TFC during the measurement period (TF1, TF0) is achieved by setting the signaled gain factors for the reference TFC (TF1, TF1) to βc = 14/15 and βd = 15/15.
Note 5: Testing UE using E-DPDCH Physical Layer category 1 Sub-test 3 is not required according to TS 25.306 Figure 5.1g.
Note 6: βed can not be set directly; it is set by Absolute Grant Value.

6.4. LTE Test Configuration

QPSK with 1 RB allocation
Start with the largest channel bandwidth and measure SAR for QPSK with 1 RB allocation, using the RB offset and required test channel combination with the highest maximum output power among RB offsets at the upper edge, middle and lower edge of each required test channel. When the reported SAR is ≤ 0.8 W/kg, testing of the remaining RB offset configurations and required test channels is not required for 1 RB allocation; otherwise, SAR is required for the remaining required test channels and only for the RB offset configuration with the highest output power for that channel.8 When the reported SAR of a required test channel is > 1.45 W/kg, SAR is required for all three RB offset configurations for that required test channel.

QPSK with 50% RB allocation
The procedures required for 1 RB allocation in section 4.2.1 are applied to measure the SAR for QPSK with 50% RB allocation.9

QPSK with 100% RB allocation
For QPSK with 100% RB allocation, SAR is not required when the highest maximum output power for 100 % RB allocation is less than the highest maximum output power in 50% and 1 RB allocations and the highest reported SAR for 1 RB and 50% RB allocation in sections 4.2.1 and 4.2.2 are ≤ 0.8 W/kg. Otherwise, SAR is measured for the highest output power channel; and if the reported SAR is > 1.45 W/kg, the remaining required test channels must also be tested.

6.5. WIFI Test Configuration

The SAR measurement and test reduction procedures are structured according to either the DSSS or OFDM transmission mode configurations used in each standalone frequency band and aggregated band. For devices that operate in exposure configurations that require multiple test positions, additional SAR test reduction may be applied. The maximum output power specified for production units, including tune-up tolerance, are used to determine initial SAR test requirements for the 802.11 transmission modes in a frequency band. SAR is measured using the highest measured maximum output power channel for the initial test configuration. SAR measurement and test reduction for the remaining 802.11 modes and test channels are determined according to measured or specified maximum output power and reported SAR of the initial measurements. The general test reduction and SAR measurement approaches are summarized in the following:
1. The maximum output power specified for production units are determined for all applicable 802.11 transmission modes in each standalone and aggregated frequency band. Maximum output power is measured for the highest maximum output power configuration(s) in each frequency band according to the default power measurement procedures.

Shenzhen LCS Compliance Testing Laboratory Ltd.
Add: 101, 201 Bldg A & 301 Bldg C, Juji Industrial Park Yabianxueziwei, Shajing Street, Baoan District, Shenzhen, 518000, China
Tel: +(86) 0755-82591330 | E-mail: webmaster@lcs-cert.com | Web: www.lcs-cert.com
Scan code to check authenticity

2. For OFDM transmission configurations in the 2.4 GHz and 5 GHz bands, an “initial test configuration” is first determined for each standalone and aggregated frequency band according to the maximum output power and tune-up tolerance specified for production units.
a. When the same maximum power is specified for multiple transmission modes in a frequency band, the largest channel bandwidth, lowest order modulation, lowest data rate and lowest order 802.11a/g/n/ac mode is used for SAR measurement, on the highest measured output power channel in the initial test configuration, for each frequency band.
b. SAR is measured for OFDM configurations using the initial test configuration procedures. Additional frequency band specific SAR test reduction may be considered for individual frequency bands
c. Depending on the reported SAR of the highest maximum output power channel tested in the initial test configuration, SAR test reduction may apply to subsequent highest output channels in the initial test configuration to reduce the number of SAR measurements.
3. The Initial test configuration does not apply to DSSS. The 2.4 GHz band SAR test requirements and 802.11b DSSS procedures are used to establish the transmission configurations required for SAR measurement.
4. An “initial test position”is applied to further reduce the number of SAR tests for devices operating in next to the ear, UMPC mini-table or hotspot mode exposure configurations that require multiple test positions .
a. SAR is measured for 802.11b according to the 2.4 GHz DSSS procedure using the exposure condition established by the initial test position.
b. SAR is measured for 2.4 GHz and 5 GHz OFDM configurations using the initial test configuration. 802.11b/g/n operating modes are tested independently according to the service requirements in each frequency band. 802.11b/g/n modes are tested on the maximum average output channel.
5. The Initial test position does not apply to devices that require a fixed exposure test position. SAR is measured in a fixed exposure test position for these devices in 802.11b according to the 2.4 GHz DSSS procedure or in 2.4 GHz and 5 GHz OFDM configurations using the initial test configuration procedures .
6. The “subsequent test configuration”procedures are applied to determine if additional SAR measurements are required for the remaining OFDM transmission modes that have not been tested in the initial test configuration. SAR test exclusion is determined according to reported SAR in the initial test configuration and maximum output power specified or measured for these other OFDM configurations.

2.4 GHz and 5GHz SAR Procedures
Separate SAR procedures are applied to DSSS and OFDM configurations in the 2.4 GHz band to simplify DSSS test requirements. For 802.11b DSSS SAR measurements, DSSS SAR procedure applies to fixed exposure test position and initial test position procedure applies to multiple exposure test positions. When SAR measurement is required for an OFDM configuration, the initial test configuration, subsequent test configuration and initial test position procedures are applied. The SAR test exclusion requirements for 802.11g/n OFDM configurations are described in section 5.2.2.
1. 802.11b DSSS SAR Test Requirements
SAR is measured for 2.4 GHz 802.11b DSSS using either a fixed test position or, when applicable, the initial test position procedure. SAR test reduction is determined according to the following:
a. When the reported SAR of the highest measured maximum output power channel (section 3.1) for the exposure configuration is ≤ 0.8 W/kg, no further SAR testing is required for 802.11b DSSS in that exposure configuration.
b. When the reported SAR is > 0.8 W/kg, SAR is required for that exposure configuration using the next highest measured output power channel. When any reported SAR is > 1.2 W/kg, SAR is required for the third channel; i.e., all channels require testing.
1. 2.4 GHz 802.11g/n OFDM SAR Test Exclusion Requirements
When SAR measurement is required for 2.4 GHz 802.11g/n OFDM configurations, the measurement and test reduction procedures for OFDM are applied (section 5.3). SAR is not required for the following 2.4 GHz OFDM conditions.
a. When KDB Publication 447498 SAR test exclusion applies to the OFDM configuration
b. When the highest reported SAR for DSSS is adjusted by the ratio of OFDM to DSSS specified maximum output power and the adjusted SAR is ≤ 1.2 W/kg.
2. SAR Test Requirements for OFDM Configurations
When SAR measurement is required for 802.11 a/g/n/ac OFDM configurations, each standalone and frequency aggregated band is considered separately for SAR test reduction. When the same transmitter and antenna(s) are used for U-NII-1 and U-NII-2A bands, additional SAR test reduction applies. When band gap channels between U-NII-2C band and 5.8 GHz U-NII-3 or §15.247 band are supported, the highest maximum output power transmission mode configuration and maximum output power channel across the bands must be used to determine SAR test reduction, according to the initial test configuration and subsequent test configuration requirements.20 In applying the initial test configuration and subsequent test configuration procedures, the 802.11 transmission configuration with the highest specified maximum output power and the channel within a test

Shenzhen LCS Compliance Testing Laboratory Ltd.
Add: 101, 201 Bldg A & 301 Bldg C, Juji Industrial Park Yabianxueziwei, Shajing Street, Baoan District, Shenzhen, 518000, China
Tel: +(86) 0755-82591330 | E-mail: webmaster@lcs-cert.com | Web: www.lcs-cert.com
Scan code to check authenticity

configuration with the highest measured maximum output power should be clearly distinguished to apply the procedures.

3. OFDM Transmission Mode SAR Test Configuration and Channel Selection Requirements

The initial test configuration for 2.4 GHz and 5 GHz OFDM transmission modes is determined by the 802.11 configuration with the highest maximum output power specified for production units, including tune-up tolerance, in each standalone and aggregated frequency band. SAR for the initial test configuration is measured using the highest maximum output power channel determined by the default power measurement procedures (section 4). When multiple configurations in a frequency band have the same specified maximum output power, the initial test configuration is determined according to the following steps applied sequentially.

a. The largest channel bandwidth configuration is selected among the multiple configurations with the same specified maximum output power.
b. If multiple configurations have the same specified maximum output power and largest channel bandwidth, the lowest order modulation among the largest channel bandwidth configurations is selected.
c. If multiple configurations have the same specified maximum output power, largest channel bandwidth and lowest order modulation, the lowest data rate configuration among these configurations is selected.
d. When multiple transmission modes (802.11a/g/n/ac) have the same specified maximum output power, largest channel bandwidth, lowest order modulation and lowest data rate, the lowest order 802.11 mode is selected; i.e., 802.11a is chosen over 802.11n then 802.11ac or 802.11g is chosen over 802.11n.

After an initial test configuration is determined, if multiple test channels have the same measured maximum output power, the channel chosen for SAR measurement is determined according to the following. These channel selection procedures apply to both the initial test configuration and subsequent test configuration(s), with respect to the default power measurement procedures or additional power measurements required for further SAR test reduction. The same procedures also apply to subsequent highest output power channel(s) selection.

a. Channels with measured maximum output power within ¼ dB of each other are considered to have the same maximum output.
b. When there are multiple test channels with the same measured maximum output power, the channel closest to mid-band frequency is selected for SAR measurement.
c. When there are multiple test channels with the same measured maximum output power and equal separation from mid-band frequency; for example, high and low channels or two mid-band channels, the higher frequency (number) channel is selected for SAR measurement.

Initial Test Configuration Procedures

An initial test configuration is determined for OFDM transmission modes according to the channel bandwidth, modulation and data rate combination(s) with the highest maximum output power specified for production units in each standalone and aggregated frequency band. SAR is measured using the highest measured maximum output power channel. For configurations with the same specified or measured maximum output power, additional transmission mode and test channel selection procedures are required (see section 5.3.2). SAR test reduction of subsequent highest output test channels is based on the reported SAR of the initial test configuration. For next to the ear, hotspot mode and UMC mini-table exposure configurations where multiple test positions are required, the initial test position procedure is applied to minimize the number of test positions required for SAR measurement using the initial test configuration transmission mode.23 For fixed exposure conditions that do not have multiple SAR test positions, SAR is measured in the transmission mode determined by the initial test configuration. When the reported SAR of the initial test configuration is > 0.8 W/kg, SAR measurement is required for the subsequent next highest measured output power channel(s) in the initial test configuration until the reported SAR is ≤ 1.2 W/kg or all required channels are tested.

4. Subsequent Test Configuration Procedures

SAR measurement requirements for the remaining 802.11 transmission mode configurations that have not been tested in the initial test configuration are determined separately for each standalone and aggregated frequency band, in each exposure condition, according to the maximum output power specified for production units. The initial test position procedure is applied to next to the ear, UMPC mini-table and hotspot mode configurations. When the same maximum output power is specified for multiple transmission modes, the procedures in section 5.3.2 are applied to determine the test configuration. Additional power measurements may be required to determine if SAR measurements are required for subsequent highest output power channels in a subsequent test configuration. The subsequent test configuration and SAR measurement procedures are described in the following.

a. When SAR test exclusion provisions of KDB Publication 447498 are applicable and SAR measurement is not required for the initial test configuration, SAR is also not required for the next highest maximum output power transmission mode subsequent test configuration(s) in that frequency band or aggregated band and exposure configuration.
b. When the highest reported SAR for the initial test configuration (when applicable, include subsequent highest output channels), according to the initial test position or fixed exposure position requirements, is adjusted by

Shenzhen LCS Compliance Testing Laboratory Ltd.
Add: 101, 201 Bldg A & 301 Bldg C, Juji Industrial Park Yabianxueziwei, Shajing Street, Baoan District, Shenzhen, 518000, China
Tel: +(86) 0755-82591330 | E-mail: webmaster@lcs-cert.com | Web: www.lcs-cert.com
Scan code to check authenticity

the ratio of the subsequent test configuration to initial test configuration specified maximum output power and the adjusted SAR is ≤ 1.2 W/kg, SAR is not required for that subsequent test configuration.

c. The number of channels in the initial test configuration and subsequent test configuration can be different due to differences in channel bandwidth. When SAR measurement is required for a subsequent test configuration and the channel bandwidth is smaller than that in the initial test configuration, all channels in the subsequent test configuration that overlap with the larger bandwidth channel tested in the initial test configuration should be used to determine the highest maximum output power channel. This step requires additional power measurement to identify the highest maximum output power channel in the subsequent test configuration to determine SAR test reduction.

1). SAR should first be measured for the channel with highest measured output power in the subsequent test configuration.

2). SAR for subsequent highest measured maximum output power channels in the subsequent test configuration is required only when the reported SAR of the preceding higher maximum output power channel(s) in the subsequent test configuration is > 1.2 W/kg or until all required channels are tested.

a) For channels with the same measured maximum output power, SAR should be measured using the channel closest to the center frequency of the larger channel bandwidth channel in the initial test configuration.

d. SAR measurements for the remaining highest specified maximum output power OFDM transmission mode configurations that have not been tested in the initial test configuration (highest maximum output) or subsequent test configuration(s) (subsequent next highest maximum output power) is determined by applying the subsequent test configuration procedures in this section to the remaining configurations according to the following:

1) replace “subsequent test configuration” with “next subsequent test configuration” (i.e., subsequent next highest specified maximum output power configuration)

2) replace “initial test configuration” with “all tested higher output power configurations.

6.6. Power Reduction

The product without any power reduction.

6.7. Power Drift

To control the output power stability during the SAR test, SAR system calculates the power drift by measuring the E-field at the same location at the beginning and at the end of the measurement for each test position. This ensures that the power drift during one measurement is within ±0.2dB.

Shenzhen LCS Compliance Testing Laboratory Ltd.
Add: 101, 201 Bldg A & 301 Bldg C, Juji Industrial Park Yabianxueziwei, Shajing Street, Baoan District, Shenzhen, 518000, China
Tel: +(86) 0755-82591330 | E-mail: webmaster@lcs-cert.com | Web: www.lcs-cert.com
Scan code to check authenticity

7. TEST CONDITIONS AND RESULTS

7.1. Conducted Power Results

According KDB 447498 D01 General RF Exposure Guidance v06 Section 4.1 2) states that "Unless it is specified differently in the published RF exposure KDB procedures, these requirements also apply to test reduction and test exclusion considerations. Time-averaged maximum conducted output power applies to SAR and, as required by § 2.1091(c), time-averaged ERP applies to MPE. When an antenna port is not available on the device to support conducted power measurement, such as FRS and certain Part 15 transmitters with built-in integral antennas, the maximum output power allowed for production units should be used to determine RF exposure test exclusion and compliance."

<GSM Conducted Power>

General Note:

1. Per KDB 447498 D01v06, the maximum output power channel is used for SAR testing and for further SAR test reduction.
2. According to October 2013TCB Workshop, for GSM / GPRS , the number of time slots to test for SAR should correspond to the highest frame-average maximum output power configuration, considering the possibility of e.g. 3rd party VoIP operation for head and body-worn SAR testing, the EUT was set in GPRS (4Tx slot) for GSM850/GSM1900 band due to their highest frame-average power.
3. For hotspot mode SAR testing, GPRS should be evaluated, therefore the EUT was set in GPRS (4 Tx slots) for GSM850/GSM1900 band due to its highest frame-average power.

7.1.1. Conducted power measurement results for GSM850

GSM 850										
Burst Output Power(dBm)					Tune up	Division Factors	Frame-Average Output Power(dBm)			Tune up
Channel		128	190	251			128	190	251	
GSM(GMSK)	GSM	32.29	32.30	32.30	33.00	-9.19	23.10	23.11	23.11	23.81
GPRS(GMSK)	1 TX Slot	32.08	32.10	32.09	33.00	-9.03	23.05	23.07	23.06	23.97
	2 TX Slots	30.81	30.80	30.82	31.00	-6.02	24.79	24.78	24.80	24.98
	3 TX Slots	29.32	29.31	29.31	30.00	-4.26	25.06	25.05	25.05	**25.74**
	4 TX Slots	27.82	27.81	27.80	28.00	-3.01	24.81	24.80	24.79	24.99
EGPRS(8PSK)	1 TX Slot	25.81	25.81	25.83	26.00	-9.03	16.78	16.78	16.80	16.97
	2 TX Slots	24.32	24.30	24.32	25.00	-6.02	18.30	18.28	18.30	18.98
	3 TX Slots	22.80	22.78	22.80	23.00	-4.26	18.54	18.52	18.54	18.74
	4 TX Slots	21.28	21.30	21.32	22.00	-3.01	18.27	18.29	18.31	18.99

7.1.2. Conducted power measurement results for PCS1900

GSM 1900										
Burst Output Power(dBm)					Tune up	Division Factors	Frame-Average Output Power(dBm)			Tune up
Channel		512	661	810			512	661	810	
GSM(GMSK)	GSM	29.38	29.35	29.35	30.00	-9.19	20.19	20.16	20.16	20.81
GPRS(GMSK)	1 TX Slot	28.21	28.22	28.20	29.00	-9.03	19.18	19.19	19.17	19.97
	2 TX Slots	27.83	27.80	27.80	28.00	-6.02	21.81	21.78	21.78	21.98
	3 TX Slots	26.33	26.32	26.32	27.00	-4.26	22.07	22.06	22.06	**22.74**
	4 TX Slots	24.78	24.79	24.77	25.00	-3.01	21.77	21.78	21.76	21.99
EGPRS(8PSK)	1 TX Slot	25.28	25.32	25.27	26.00	-9.03	16.25	16.29	16.24	16.97
	2 TX Slots	23.80	23.78	23.82	24.00	-6.02	17.78	17.76	17.80	17.98
	3 TX Slots	22.32	22.32	22.30	23.00	-4.26	18.06	18.06	18.04	18.74
	4 TX Slots	20.83	20.79	20.78	21.00	-3.01	17.82	17.78	17.77	17.99

Note:

1)CMW500 measures GSM peak and average output power for active timeslots. For SAR the time based average power is relevant. The difference in between depends on the duty cycle of the TDMA signal:

No. of timeslots	1	2	3	4

Shenzhen LCS Compliance Testing Laboratory Ltd.
Add: 101, 201 Bldg A & 301 Bldg C, Juji Industrial Park Yabianxueziwei, Shajing Street, Baoan District, Shenzhen, 518000, China
Tel: +(86) 0755-82591330 | E-mail: webmaster@lcs-cert.com | Web: www.lcs-cert.com
Scan code to check authenticity

Duty Cycle	1:8.3	1:4.15	1:2.77	1:2.075
Time based avg. power compared to slotted avg. power	-9.19	-6.18	-4.42	-3.17

2)The frame-averaged power is linearly proportion to the slot number configured and it is linearly scaled the maximum burst-averaged power based on time slots. The calculated method is shown as below:

3)Frame-averaged power = 10 x log (Burst-averaged power mW x Slot used / 8

When the maximum output power variation across the required test channels is > ½ dB, instead of the middle channel, the highest output power channel must be used

When multiple slots can be used, SAR should be tested to account for the maximum source-based time-averaged output power.

<UMTS Conducted Power>

The following tests were conducted according to the test requirements outlines in 3GPP TS 34.121 specification. A summary of these settings are illustrated below:

HSDPA Setup Configuration:

a. The EUT was connected to Base Station CMW500 referred to the Setup Configuration.
b. The RF path losses were compensated into the measurements.
c. A call was established between EUT and Base Station with fo10/20/2026llowing setting:
   i. Set Gain Factors (β_c and β_d) and parameters were set according to each
   ii. Specific sub-test in the following table, C10.1.4, quoted from the TS 34.121
   iii. Set RMC 12.2Kbps + HSDPA mode.
   iv. Set Cell Power = -86 dBm
   v. Set HS-DSCH Configuration Type to FRC (H-set 1, QPSK)
   vi. Select HSDPA Uplink Parameters
   vii. Set Delta ACK, Delta NACK and Delta CQI = 8
   viii. Set Ack-Nack Repetition Factor to 3
   ix. Set CQI Feedback Cycle (k) to 4 ms
   x. Set CQI Repetition Factor to 2
   xi. Power Ctrl Mode = All Up bits
d. The transmitted maximum output power was recorded.

Table C.10.1.4: β values for transmitter characteristics tests with HS-DPCCH

Sub-test	β_c	β_d	β_d (SF)	β_c/β_d	β_{HS} (Note1, Note 2)	CM (dB) (Note 3)	MPR (dB) (Note 3)
1	2/15	15/15	64	2/15	4/15	0.0	0.0
2	12/15 (Note 4)	15/15 (Note 4)	64	12/15 (Note 4)	24/15	1.0	0.0
3	15/15	8/15	64	15/8	30/15	1.5	0.5
4	15/15	4/15	64	15/4	30/15	1.5	0.5

Note 1: Δ_{ACK}, Δ_{NACK} and Δ_{CQI} = 30/15 with β_{hs} = 30/15 * β_c.

Note 2: For the HS-DPCCH power mask requirement test in clause 5.2C, 5.7A, and the Error Vector Magnitude (EVM) with HS-DPCCH test in clause 5.13.1A, and HSDPA EVM with phase discontinuity in clause 5.13.1AA, Δ_{ACK} and Δ_{NACK} = 30/15 with β_{hs} = 30/15 * β_c, and Δ_{CQI} = 24/15 with β_{hs} = 24/15 * β_c.

Note 3: CM = 1 for β_c/β_d =12/15, β_{hs}/β_c=24/15. For all other combinations of DPDCH, DPCCH and HS-DPCCH the MPR is based on the relative CM difference. This is applicable for only UEs that support HSDPA in release 6 and later releases.

Note 4: For subtest 2 the β_c/β_d ratio of 12/15 for the TFC during the measurement period (TF1, TF0) is achieved by setting the signalled gain factors for the reference TFC (TF1, TF1) to β_c = 11/15 and β_d = 15/15.

Setup Configuration

HSUPA Setup Configuration:

a. The EUT was connected to Base Station R&S CMW500 referred to the Setup Configuration.

Shenzhen LCS Compliance Testing Laboratory Ltd.
Add: 101, 201 Bldg A & 301 Bldg C, Juji Industrial Park Yabianxueziwei, Shajing Street, Baoan District, Shenzhen, 518000, China
Tel: +(86) 0755-82591330 | E-mail: webmaster@lcs-cert.com | Web: www.lcs-cert.com
Scan code to check authenticity

b. The RF path losses were compensated into the measurements.
c. A call was established between EUT and Base Station with following setting * :
   i. Call Configs = 5.2B, 5.9B, 5.10B, and 5.13.2B with QPSK
   ii. Set the Gain Factors (β_c and β_d) and parameters (AG Index) were set according to each specific sub-test in the following table, C11.1.3, quoted from the TS 34.121
   iii. Set Cell Power = -86 dBm
   iv. Set Channel Type = 12.2k + HSPA
   v. Set UE Target Power
   vi. Power Ctrl Mode= Alternating bits
   vii. Set and observe the E-TFCI
   viii. Confirm that E-TFCI is equal to the target E-TFCI of 75 for sub-test 1, and other subtest's E-TFCI
d. The transmitted maximum output power was recorded.

Table C.11.1.3: β values for transmitter characteristics tests with HS-DPCCH and E-DCH

Sub-test	β_c	β_d	β_d (SF)	β_c/β_d	β_{HS} (Note1)	β_{ec}	β_{ed} (Note 5) (Note 6)	β_{ed} (SF)	β_{ed} (Codes)	CM (dB) (Note 2)	MPR (dB) (Note 2)	AG Index (Note 6)	E-TFCI
1	11/15 (Note 3)	15/15 (Note 3)	64	11/15 (Note 3)	22/15	209/225	1309/225	4	1	1.0	0.0	20	75
2	6/15	15/15	64	6/15	12/15	12/15	94/75	4	1	3.0	2.0	12	67
3	15/15	9/15	64	15/9	30/15	30/15	$\beta_{ed}1$: 47/15 $\beta_{ed}2$: 47/15	4 4	2	2.0	1.0	15	92
4	2/15	15/15	64	2/15	4/15	2/15	56/75	4	1	3.0	2.0	17	71
5	15/15 (Note 4)	15/15 (Note 4)	64	15/15 (Note 4)	30/15	24/15	134/15	4	1	1.0	0.0	21	81

Note 1: Δ_{ACK}, Δ_{NACK} and Δ_{CQI} = 30/15 with β_{hs} = 30/15 * β_c.
Note 2: CM = 1 for β_c/β_d =12/15, β_{hs}/β_c=24/15. For all other combinations of DPDCH, DPCCH, HS- DPCCH, E-DPDCH and E-DPCCH the MPR is based on the relative CM difference.
Note 3: For subtest 1 the β_c/β_d ratio of 11/15 for the TFC during the measurement period (TF1, TF0) is achieved by setting the signalled gain factors for the reference TFC (TF1, TF1) to β_c = 10/15 and β_d = 15/15.
Note 4: For subtest 5 the β_c/β_d ratio of 15/15 for the TFC during the measurement period (TF1, TF0) is achieved by setting the signalled gain factors for the reference TFC (TF1, TF1) to β_c = 14/15 and β_d = 15/15.
Note 5: In case of testing by UE using E-DPDCH Physical Layer category 1, Sub-test 3 is omitted according to TS25.306 Table 5.1g.
Note 6: β_{ed} can not be set directly, it is set by Absolute Grant Value.

General Note

1. Per KDB 941225 D01, RMC 12.2kbps setting is used to evaluate SAR. If AMR 12.2kbps power is < 0.25dB higher than RMC 12.2kbps, SAR tests with AMR 12.2kbps can be excluded.
2. By design, AMR and HSDPA/HSUPA RF power will not be larger than RMC 12.2kbps, detailed information is included in Tune-up Procure exhibit.
3. It is expected by the manufacturer that MPR for some HSDPA/HSUPA subtests may differ from the specification of 3GPP, according to the chipset implementation in this model. The implementation and expected deviation are detailed in tune-up procedure exhibit.

Shenzhen LCS Compliance Testing Laboratory Ltd.
Add: 101, 201 Bldg A & 301 Bldg C, Juji Industrial Park Yabianxueziwei, Shajing Street, Baoan District, Shenzhen, 518000, China
Tel: +(86) 0755-82591330 | E-mail: webmaster@lcs-cert.com | Web: www.lcs-cert.com
Scan code to check authenticity

7.1.3. Conducted Power Measurement Results(WCDMA Band II)

Item	Band	WCDMA Band II result (dBm)			
		Channel/Frequency(MHz)			
	sub-test	9262/1852.4	9400/1880	9538/1907.6	Tune up
RMC	12.2kbps RMC	23.42	23.31	23.24	24.00
HSDPA	Sub –Test 1	22.72	22.85	22.61	23.00
	Sub –Test 2	22.72	22.55	22.73	23.00
	Sub –Test 3	22.62	22.56	22.63	23.00
	Sub –Test 4	22.43	22.54	22.40	23.00
HSUPA	Sub –Test 1	22.60	22.62	22.50	23.00
	Sub –Test 2	22.57	22.44	22.32	23.00
	Sub –Test 3	22.43	22.68	22.54	23.00
	Sub –Test 4	22.46	22.56	22.36	23.00
	Sub –Test 5	21.38	21.76	21.45	22.00

Note:
1) when the maximum output power variation across the required test channels is > ½ dB, instead of the middle channel, the highest output power channel must be used.

7.1.4. Conducted Power Measurement Results(WCDMA Band IV)

Item	Band	WCDMA Band IV result (dBm)			
		Channel/Frequency(MHz)			
	sub-test	1312/1712.4	1413/1732.6	1513/1752.6	Tune up
RMC	12.2kbps RMC	23.12	23.16	23.31	24.00
HSDPA	Sub –Test 1	22.61	22.74	22.54	23.00
	Sub –Test 2	22.64	22.51	22.37	23.00
	Sub –Test 3	22.56	22.83	22.41	23.00
	Sub –Test 4	22.44	22.72	22.59	23.00
HSUPA	Sub –Test 1	22.36	22.45	22.61	23.00
	Sub –Test 2	22.55	22.82	22.57	23.00
	Sub –Test 3	22.68	22.60	22.58	23.00
	Sub –Test 4	22.33	22.56	22.58	23.00
	Sub –Test 5	21.18	21.64	21.37	22.00

Note:
1) when the maximum output power variation across the required test channels is > ½ dB, instead of the middle channel, the highest output power channel must be used.

7.1.5. Conducted Power Measurement Results(WCDMA Band V)

Item	Band	WCDMA Band V result (dBm)			
		Channel/Frequency(MHz)			
	sub-test	4132/826.4	4182/836.4	4233/846.6	Tune up
RMC	12.2kbps RMC	22.81	22.80	22.64	23.00
HSDPA	Sub –Test 1	22.46	22.83	22.76	23.00
	Sub –Test 2	22.60	22.67	22.67	23.00
	Sub –Test 3	22.50	22.81	22.50	23.00
	Sub –Test 4	22.50	22.64	22.68	23.00
HSUPA	Sub –Test 1	22.47	22.58	22.49	23.00
	Sub –Test 2	22.53	22.59	22.62	23.00
	Sub –Test 3	22.49	22.66	22.57	23.00
	Sub –Test 4	21.55	21.69	21.54	22.00
	Sub –Test 5	21.80	20.91	21.78	22.00

Note:
1) when the maximum output power variation across the required test channels is > ½ dB, instead of the middle channel, the highest output power channel must be used.

Shenzhen LCS Compliance Testing Laboratory Ltd.
Add: 101, 201 Bldg A & 301 Bldg C, Juji Industrial Park Yabianxueziwei, Shajing Street, Baoan District, Shenzhen, 518000, China
Tel: +(86) 0755-82591330 | E-mail: webmaster@lcs-cert.com | Web: www.lcs-cert.com
Scan code to check authenticity

7.1.6. Conducted Power Measurement Results(LTE Band 2)

Band	Bandwidth	Modulation	Channel	RB Configuration	Power(dBm)	Tune Up (dBm)
Band2	1.4MHz	QPSK	18607	1RB#0	24.97	25.00
Band2	1.4MHz	QPSK	18607	1RB#2	25.08	26.00
Band2	1.4MHz	QPSK	18607	1RB#5	24.94	25.00
Band2	1.4MHz	QPSK	18607	3RB#0	25.08	26.00
Band2	1.4MHz	QPSK	18607	3RB#1	25.12	26.00
Band2	1.4MHz	QPSK	18607	3RB#3	25.10	26.00
Band2	1.4MHz	QPSK	18607	6RB#0	24.95	25.00
Band2	1.4MHz	16QAM	18607	1RB#0	24.12	25.00
Band2	1.4MHz	16QAM	18607	1RB#2	24.91	25.00
Band2	1.4MHz	16QAM	18607	1RB#5	24.11	25.00
Band2	1.4MHz	16QAM	18607	3RB#0	24.46	25.00
Band2	1.4MHz	16QAM	18607	3RB#1	24.40	25.00
Band2	1.4MHz	16QAM	18607	3RB#3	24.43	25.00
Band2	1.4MHz	16QAM	18607	6RB#0	23.50	24.00
Band2	1.4MHz	QPSK	18900	1RB#0	24.67	25.00
Band2	1.4MHz	QPSK	18900	1RB#2	24.79	25.00
Band2	1.4MHz	QPSK	18900	1RB#5	24.95	25.00
Band2	1.4MHz	QPSK	18900	3RB#0	24.75	25.00
Band2	1.4MHz	QPSK	18900	3RB#1	24.76	25.00
Band2	1.4MHz	QPSK	18900	3RB#3	25.03	26.00
Band2	1.4MHz	QPSK	18900	6RB#0	24.86	25.00
Band2	1.4MHz	16QAM	18900	1RB#0	24.52	25.00
Band2	1.4MHz	16QAM	18900	1RB#2	23.89	24.00
Band2	1.4MHz	16QAM	18900	1RB#5	24.50	25.00
Band2	1.4MHz	16QAM	18900	3RB#0	24.24	25.00
Band2	1.4MHz	16QAM	18900	3RB#1	24.06	25.00
Band2	1.4MHz	16QAM	18900	3RB#3	24.44	25.00
Band2	1.4MHz	16QAM	18900	6RB#0	23.40	24.00
Band2	1.4MHz	QPSK	19193	1RB#0	24.90	25.00
Band2	1.4MHz	QPSK	19193	1RB#2	25.11	26.00
Band2	1.4MHz	QPSK	19193	1RB#5	24.99	25.00
Band2	1.4MHz	QPSK	19193	3RB#0	25.07	26.00
Band2	1.4MHz	QPSK	19193	3RB#1	25.12	26.00
Band2	1.4MHz	QPSK	19193	3RB#3	25.04	26.00
Band2	1.4MHz	QPSK	19193	6RB#0	24.94	25.00
Band2	1.4MHz	16QAM	19193	1RB#0	25.05	26.00
Band2	1.4MHz	16QAM	19193	1RB#2	25.41	26.00
Band2	1.4MHz	16QAM	19193	1RB#5	24.62	25.00
Band2	1.4MHz	16QAM	19193	3RB#0	24.26	25.00
Band2	1.4MHz	16QAM	19193	3RB#1	24.61	25.00
Band2	1.4MHz	16QAM	19193	3RB#3	24.09	25.00
Band2	1.4MHz	16QAM	19193	6RB#0	23.52	24.00
Band2	3MHz	QPSK	18615	1RB#0	24.89	25.00
Band2	3MHz	QPSK	18615	1RB#8	25.25	26.00
Band2	3MHz	QPSK	18615	1RB#14	24.95	25.00
Band2	3MHz	QPSK	18615	8RB#0	25.00	26.00
Band2	3MHz	QPSK	18615	8RB#4	25.04	26.00
Band2	3MHz	QPSK	18615	8RB#7	25.10	26.00
Band2	3MHz	QPSK	18615	15RB#0	25.12	26.00
Band2	3MHz	16QAM	18615	1RB#0	24.49	25.00
Band2	3MHz	16QAM	18615	1RB#8	25.13	26.00
Band2	3MHz	16QAM	18615	1RB#14	24.47	25.00
Band2	3MHz	16QAM	18615	8RB#0	23.68	24.00
Band2	3MHz	16QAM	18615	8RB#4	23.61	24.00
Band2	3MHz	16QAM	18615	8RB#7	23.70	24.00
Band2	3MHz	16QAM	18615	15RB#0	23.53	24.00
Band2	3MHz	QPSK	18900	1RB#0	24.67	25.00
Band2	3MHz	QPSK	18900	1RB#8	24.94	25.00
Band2	3MHz	QPSK	18900	1RB#14	24.82	25.00
Band2	3MHz	QPSK	18900	8RB#0	24.85	25.00
Band2	3MHz	QPSK	18900	8RB#4	24.90	25.00

Shenzhen LCS Compliance Testing Laboratory Ltd.
Add: 101, 201 Bldg A & 301 Bldg C, Juji Industrial Park Yabianxueziwei, Shajing Street, Baoan District, Shenzhen, 518000, China
Tel: +(86) 0755-82591330 | E-mail: webmaster@lcs-cert.com | Web: www.lcs-cert.com
Scan code to check authenticity

Band2	3MHz	QPSK	18900	8RB#7	25.02	26.00
Band2	3MHz	QPSK	18900	15RB#0	24.78	25.00
Band2	3MHz	16QAM	18900	1RB#0	24.53	25.00
Band2	3MHz	16QAM	18900	1RB#8	24.55	25.00
Band2	3MHz	16QAM	18900	1RB#14	24.67	25.00
Band2	3MHz	16QAM	18900	8RB#0	23.36	24.00
Band2	3MHz	16QAM	18900	8RB#4	23.43	24.00
Band2	3MHz	16QAM	18900	8RB#7	23.47	24.00
Band2	3MHz	16QAM	18900	15RB#0	23.28	24.00
Band2	3MHz	QPSK	19185	1RB#0	24.88	25.00
Band2	3MHz	QPSK	19185	1RB#8	25.19	26.00
Band2	3MHz	QPSK	19185	1RB#14	24.89	25.00
Band2	3MHz	QPSK	19185	8RB#0	25.00	26.00
Band2	3MHz	QPSK	19185	8RB#4	24.98	25.00
Band2	3MHz	QPSK	19185	8RB#7	25.04	26.00
Band2	3MHz	QPSK	19185	15RB#0	24.95	25.00
Band2	3MHz	16QAM	19185	1RB#0	24.50	25.00
Band2	3MHz	16QAM	19185	1RB#8	25.24	26.00
Band2	3MHz	16QAM	19185	1RB#14	24.50	25.00
Band2	3MHz	16QAM	19185	8RB#0	23.61	24.00
Band2	3MHz	16QAM	19185	8RB#4	23.44	24.00
Band2	3MHz	16QAM	19185	8RB#7	23.66	24.00
Band2	3MHz	16QAM	19185	15RB#0	23.61	24.00
Band2	5MHz	QPSK	18625	1RB#0	25.07	26.00
Band2	5MHz	QPSK	18625	1RB#12	24.92	25.00
Band2	5MHz	QPSK	18625	1RB#24	24.92	25.00
Band2	5MHz	QPSK	18625	12RB#0	25.01	26.00
Band2	5MHz	QPSK	18625	12RB#6	25.06	26.00
Band2	5MHz	QPSK	18625	12RB#13	25.06	26.00
Band2	5MHz	QPSK	18625	25RB#0	25.06	26.00
Band2	5MHz	16QAM	18625	1RB#0	24.49	25.00
Band2	5MHz	16QAM	18625	1RB#12	24.94	25.00
Band2	5MHz	16QAM	18625	1RB#24	24.70	25.00
Band2	5MHz	16QAM	18625	12RB#0	23.50	24.00
Band2	5MHz	16QAM	18625	12RB#6	23.62	24.00
Band2	5MHz	16QAM	18625	12RB#13	23.70	24.00
Band2	5MHz	16QAM	18625	25RB#0	23.64	24.00
Band2	5MHz	QPSK	18900	1RB#0	24.89	25.00
Band2	5MHz	QPSK	18900	1RB#12	24.94	25.00
Band2	5MHz	QPSK	18900	1RB#24	25.24	26.00
Band2	5MHz	QPSK	18900	12RB#0	24.89	25.00
Band2	5MHz	QPSK	18900	12RB#6	24.86	25.00
Band2	5MHz	QPSK	18900	12RB#13	25.00	26.00
Band2	5MHz	QPSK	18900	25RB#0	24.88	25.00
Band2	5MHz	16QAM	18900	1RB#0	24.23	25.00
Band2	5MHz	16QAM	18900	1RB#12	23.90	24.00
Band2	5MHz	16QAM	18900	1RB#24	24.60	25.00
Band2	5MHz	16QAM	18900	12RB#0	23.35	24.00
Band2	5MHz	16QAM	18900	12RB#6	23.32	24.00
Band2	5MHz	16QAM	18900	12RB#13	23.51	24.00
Band2	5MHz	16QAM	18900	25RB#0	23.29	24.00
Band2	5MHz	QPSK	19175	1RB#0	24.88	25.00
Band2	5MHz	QPSK	19175	1RB#12	24.89	25.00
Band2	5MHz	QPSK	19175	1RB#24	25.02	26.00
Band2	5MHz	QPSK	19175	12RB#0	24.99	25.00
Band2	5MHz	QPSK	19175	12RB#6	24.92	25.00
Band2	5MHz	QPSK	19175	12RB#13	25.14	26.00
Band2	5MHz	QPSK	19175	25RB#0	24.89	25.00
Band2	5MHz	16QAM	19175	1RB#0	23.83	24.00
Band2	5MHz	16QAM	19175	1RB#12	24.23	25.00
Band2	5MHz	16QAM	19175	1RB#24	23.87	24.00
Band2	5MHz	16QAM	19175	12RB#0	23.45	24.00
Band2	5MHz	16QAM	19175	12RB#6	23.39	24.00
Band2	5MHz	16QAM	19175	12RB#13	23.45	24.00
Band2	5MHz	16QAM	19175	25RB#0	23.56	24.00

Shenzhen LCS Compliance Testing Laboratory Ltd.
Add: 101, 201 Bldg A & 301 Bldg C, Juji Industrial Park Yabianxueziwei, Shajing Street, Baoan District, Shenzhen, 518000, China
Tel: +(86) 0755-82591330 | E-mail: webmaster@lcs-cert.com | Web: www.lcs-cert.com
Scan code to check authenticity

Band2	10MHz	QPSK	18650	1RB#0	24.87	25.00
Band2	10MHz	QPSK	18650	1RB#24	25.22	26.00
Band2	10MHz	QPSK	18650	1RB#49	24.89	25.00
Band2	10MHz	QPSK	18650	25RB#0	25.18	26.00
Band2	10MHz	QPSK	18650	25RB#12	25.10	26.00
Band2	10MHz	QPSK	18650	25RB#25	25.06	26.00
Band2	10MHz	QPSK	18650	50RB#0	25.07	26.00
Band2	10MHz	16QAM	18650	1RB#0	24.48	25.00
Band2	10MHz	16QAM	18650	1RB#24	25.13	26.00
Band2	10MHz	16QAM	18650	1RB#49	24.51	25.00
Band2	10MHz	16QAM	18650	25RB#0	23.68	24.00
Band2	10MHz	16QAM	18650	25RB#12	23.59	24.00
Band2	10MHz	16QAM	18650	25RB#25	23.65	24.00
Band2	10MHz	16QAM	18650	50RB#0	23.61	24.00
Band2	10MHz	QPSK	18900	1RB#0	24.93	25.00
Band2	10MHz	QPSK	18900	1RB#24	24.75	25.00
Band2	10MHz	QPSK	18900	1RB#49	25.09	26.00
Band2	10MHz	QPSK	18900	25RB#0	24.83	25.00
Band2	10MHz	QPSK	18900	25RB#12	24.81	25.00
Band2	10MHz	QPSK	18900	25RB#25	25.25	26.00
Band2	10MHz	QPSK	18900	50RB#0	24.74	25.00
Band2	10MHz	16QAM	18900	1RB#0	24.23	25.00
Band2	10MHz	16QAM	18900	1RB#24	24.42	25.00
Band2	10MHz	16QAM	18900	1RB#49	24.63	25.00
Band2	10MHz	16QAM	18900	25RB#0	23.44	24.00
Band2	10MHz	16QAM	18900	25RB#12	23.38	24.00
Band2	10MHz	16QAM	18900	25RB#25	23.74	24.00
Band2	10MHz	16QAM	18900	50RB#0	23.40	24.00
Band2	10MHz	QPSK	19150	1RB#0	24.64	25.00
Band2	10MHz	QPSK	19150	1RB#24	25.05	26.00
Band2	10MHz	QPSK	19150	1RB#49	24.85	25.00
Band2	10MHz	QPSK	19150	25RB#0	24.83	25.00
Band2	10MHz	QPSK	19150	25RB#12	24.90	25.00
Band2	10MHz	QPSK	19150	25RB#25	25.10	26.00
Band2	10MHz	QPSK	19150	50RB#0	24.91	25.00
Band2	10MHz	16QAM	19150	1RB#0	24.05	25.00
Band2	10MHz	16QAM	19150	1RB#24	25.21	26.00
Band2	10MHz	16QAM	19150	1RB#49	24.40	25.00
Band2	10MHz	16QAM	19150	25RB#0	23.33	24.00
Band2	10MHz	16QAM	19150	25RB#12	23.32	24.00
Band2	10MHz	16QAM	19150	25RB#25	23.46	24.00
Band2	10MHz	16QAM	19150	50RB#0	23.45	24.00
Band2	15MHz	QPSK	18675	1RB#0	24.93	25.00
Band2	15MHz	QPSK	18675	1RB#38	25.01	26.00
Band2	15MHz	QPSK	18675	1RB#74	24.88	25.00
Band2	15MHz	QPSK	18675	38RB#0	25.03	26.00
Band2	15MHz	QPSK	18675	38RB#18	25.10	26.00
Band2	15MHz	QPSK	18675	38RB#37	24.99	25.00
Band2	15MHz	QPSK	18675	75RB#0	24.96	25.00
Band2	15MHz	16QAM	18675	1RB#0	24.70	25.00
Band2	15MHz	16QAM	18675	1RB#38	25.29	26.00
Band2	15MHz	16QAM	18675	1RB#74	24.56	25.00
Band2	15MHz	16QAM	18675	38RB#0	23.52	24.00
Band2	15MHz	16QAM	18675	38RB#18	23.52	24.00
Band2	15MHz	16QAM	18675	38RB#37	23.44	24.00
Band2	15MHz	16QAM	18675	75RB#0	23.55	24.00
Band2	15MHz	QPSK	18900	1RB#0	25.01	26.00
Band2	15MHz	QPSK	18900	1RB#38	24.96	25.00
Band2	15MHz	QPSK	18900	1RB#74	25.08	26.00
Band2	15MHz	QPSK	18900	38RB#0	24.80	25.00
Band2	15MHz	QPSK	18900	38RB#18	24.76	25.00
Band2	15MHz	QPSK	18900	38RB#37	25.12	26.00
Band2	15MHz	QPSK	18900	75RB#0	24.70	25.00
Band2	15MHz	16QAM	18900	1RB#0	24.17	25.00
Band2	15MHz	16QAM	18900	1RB#38	24.51	25.00

Shenzhen LCS Compliance Testing Laboratory Ltd.
Add: 101, 201 Bldg A & 301 Bldg C, Juji Industrial Park Yabianxueziwei, Shajing Street, Baoan District, Shenzhen, 518000, China
Tel: +(86) 0755-82591330 | E-mail: webmaster@lcs-cert.com | Web: www.lcs-cert.com
Scan code to check authenticity

Band2	15MHz	16QAM	18900	1RB#74	24.47	25.00
Band2	15MHz	16QAM	18900	38RB#0	23.31	24.00
Band2	15MHz	16QAM	18900	38RB#18	23.35	24.00
Band2	15MHz	16QAM	18900	38RB#37	23.62	24.00
Band2	15MHz	16QAM	18900	75RB#0	23.25	24.00
Band2	15MHz	QPSK	19125	1RB#0	24.79	25.00
Band2	15MHz	QPSK	19125	1RB#38	24.91	25.00
Band2	15MHz	QPSK	19125	1RB#74	24.83	25.00
Band2	15MHz	QPSK	19125	38RB#0	24.79	25.00
Band2	15MHz	QPSK	19125	38RB#18	24.81	25.00
Band2	15MHz	QPSK	19125	38RB#37	24.84	25.00
Band2	15MHz	QPSK	19125	75RB#0	24.85	25.00
Band2	15MHz	16QAM	19125	1RB#0	24.25	25.00
Band2	15MHz	16QAM	19125	1RB#38	25.14	26.00
Band2	15MHz	16QAM	19125	1RB#74	24.40	25.00
Band2	15MHz	16QAM	19125	38RB#0	23.30	24.00
Band2	15MHz	16QAM	19125	38RB#18	23.33	24.00
Band2	15MHz	16QAM	19125	38RB#37	23.40	24.00
Band2	15MHz	16QAM	19125	75RB#0	23.35	24.00
Band2	20MHz	QPSK	18700	1RB#0	25.13	26.00
Band2	20MHz	QPSK	18700	1RB#49	25.35	26.00
Band2	20MHz	QPSK	18700	1RB#99	25.02	26.00
Band2	20MHz	QPSK	18700	50RB#0	25.19	26.00
Band2	20MHz	QPSK	18700	50RB#25	25.18	26.00
Band2	20MHz	QPSK	18700	50RB#50	24.90	25.00
Band2	20MHz	QPSK	18700	100RB#0	25.03	26.00
Band2	20MHz	16QAM	18700	1RB#0	24.80	25.00
Band2	20MHz	16QAM	18700	1RB#49	24.88	25.00
Band2	20MHz	16QAM	18700	1RB#99	24.64	25.00
Band2	20MHz	16QAM	18700	50RB#0	23.62	24.00
Band2	20MHz	16QAM	18700	50RB#25	23.63	24.00
Band2	20MHz	16QAM	18700	50RB#50	23.49	24.00
Band2	20MHz	16QAM	18700	100RB#0	23.58	24.00
Band2	20MHz	QPSK	18900	1RB#0	24.78	25.00
Band2	20MHz	QPSK	18900	1RB#49	24.97	25.00
Band2	20MHz	QPSK	18900	1RB#99	24.98	25.00
Band2	20MHz	QPSK	18900	50RB#0	24.81	25.00
Band2	20MHz	QPSK	18900	50RB#25	24.83	25.00
Band2	20MHz	QPSK	18900	50RB#50	25.14	26.00
Band2	20MHz	QPSK	18900	100RB#0	24.87	25.00
Band2	20MHz	16QAM	18900	1RB#0	24.04	25.00
Band2	20MHz	16QAM	18900	1RB#49	23.89	24.00
Band2	20MHz	16QAM	18900	1RB#99	24.40	25.00
Band2	20MHz	16QAM	18900	50RB#0	23.37	24.00
Band2	20MHz	16QAM	18900	50RB#25	23.28	24.00
Band2	20MHz	16QAM	18900	50RB#50	23.72	24.00
Band2	20MHz	16QAM	18900	100RB#0	23.34	24.00
Band2	20MHz	QPSK	19100	1RB#0	25.14	26.00
Band2	20MHz	QPSK	19100	1RB#49	24.92	25.00
Band2	20MHz	QPSK	19100	1RB#99	25.22	26.00
Band2	20MHz	QPSK	19100	50RB#0	24.87	25.00
Band2	20MHz	QPSK	19100	50RB#25	24.88	25.00
Band2	20MHz	QPSK	19100	50RB#50	24.88	25.00
Band2	20MHz	QPSK	19100	100RB#0	24.72	25.00
Band2	20MHz	16QAM	19100	1RB#0	24.43	25.00
Band2	20MHz	16QAM	19100	1RB#49	23.86	24.00
Band2	20MHz	16QAM	19100	1RB#99	24.54	25.00
Band2	20MHz	16QAM	19100	50RB#0	23.52	24.00
Band2	20MHz	16QAM	19100	50RB#25	23.36	24.00
Band2	20MHz	16QAM	19100	50RB#50	23.48	24.00
Band2	20MHz	16QAM	19100	100RB#0	23.28	24.00

Shenzhen LCS Compliance Testing Laboratory Ltd.
Add: 101, 201 Bldg A & 301 Bldg C, Juji Industrial Park Yabianxueziwei, Shajing Street, Baoan District, Shenzhen, 518000, China
Tel: +(86) 0755-82591330 | E-mail: webmaster@lcs-cert.com | Web: www.lcs-cert.com
Scan code to check authenticity

7.1.7. Conducted Power Measurement Results(LTE Band 4)

Band	Bandwidth	Modulation	Channel	RB Configuration	Power(dBm)	Tune Up (dBm)
Band4	1.4MHz	QPSK	19957	1RB#0	24.12	25.00
Band4	1.4MHz	QPSK	19957	1RB#2	24.38	25.00
Band4	1.4MHz	QPSK	19957	1RB#5	24.18	25.00
Band4	1.4MHz	QPSK	19957	3RB#0	24.27	25.00
Band4	1.4MHz	QPSK	19957	3RB#1	24.30	25.00
Band4	1.4MHz	QPSK	19957	3RB#3	24.30	25.00
Band4	1.4MHz	QPSK	19957	6RB#0	24.27	25.00
Band4	1.4MHz	16QAM	19957	1RB#0	24.07	25.00
Band4	1.4MHz	16QAM	19957	1RB#2	24.68	25.00
Band4	1.4MHz	16QAM	19957	1RB#5	23.86	24.00
Band4	1.4MHz	16QAM	19957	3RB#0	23.40	24.00
Band4	1.4MHz	16QAM	19957	3RB#1	23.57	24.00
Band4	1.4MHz	16QAM	19957	3RB#3	23.41	24.00
Band4	1.4MHz	16QAM	19957	6RB#0	22.88	23.00
Band4	1.4MHz	QPSK	20175	1RB#0	24.45	25.00
Band4	1.4MHz	QPSK	20175	1RB#2	24.67	25.00
Band4	1.4MHz	QPSK	20175	1RB#5	24.56	25.00
Band4	1.4MHz	QPSK	20175	3RB#0	24.58	25.00
Band4	1.4MHz	QPSK	20175	3RB#1	24.50	25.00
Band4	1.4MHz	QPSK	20175	3RB#3	24.60	25.00
Band4	1.4MHz	QPSK	20175	6RB#0	24.60	25.00
Band4	1.4MHz	16QAM	20175	1RB#0	25.36	26.00
Band4	1.4MHz	16QAM	20175	1RB#2	25.54	26.00
Band4	1.4MHz	16QAM	20175	1RB#5	24.79	25.00
Band4	1.4MHz	16QAM	20175	3RB#0	23.58	24.00
Band4	1.4MHz	16QAM	20175	3RB#1	24.08	25.00
Band4	1.4MHz	16QAM	20175	3RB#3	23.61	24.00
Band4	1.4MHz	16QAM	20175	6RB#0	23.11	24.00
Band4	1.4MHz	QPSK	20393	1RB#0	24.68	25.00
Band4	1.4MHz	QPSK	20393	1RB#2	24.58	25.00
Band4	1.4MHz	QPSK	20393	1RB#5	24.51	25.00
Band4	1.4MHz	QPSK	20393	3RB#0	24.50	25.00
Band4	1.4MHz	QPSK	20393	3RB#1	24.48	25.00
Band4	1.4MHz	QPSK	20393	3RB#3	24.43	25.00
Band4	1.4MHz	QPSK	20393	6RB#0	24.40	25.00
Band4	1.4MHz	16QAM	20393	1RB#0	24.52	25.00
Band4	1.4MHz	16QAM	20393	1RB#2	24.59	25.00
Band4	1.4MHz	16QAM	20393	1RB#5	24.28	25.00
Band4	1.4MHz	16QAM	20393	3RB#0	23.80	24.00
Band4	1.4MHz	16QAM	20393	3RB#1	23.68	24.00
Band4	1.4MHz	16QAM	20393	3RB#3	23.71	24.00
Band4	1.4MHz	16QAM	20393	6RB#0	23.05	24.00
Band4	3MHz	QPSK	19965	1RB#0	24.28	25.00
Band4	3MHz	QPSK	19965	1RB#8	24.39	25.00
Band4	3MHz	QPSK	19965	1RB#14	24.11	25.00
Band4	3MHz	QPSK	19965	8RB#0	24.30	25.00
Band4	3MHz	QPSK	19965	8RB#4	24.23	25.00
Band4	3MHz	QPSK	19965	8RB#7	24.21	25.00
Band4	3MHz	QPSK	19965	15RB#0	24.36	25.00
Band4	3MHz	16QAM	19965	1RB#0	23.85	24.00
Band4	3MHz	16QAM	19965	1RB#8	24.68	25.00
Band4	3MHz	16QAM	19965	1RB#14	23.80	24.00
Band4	3MHz	16QAM	19965	8RB#0	22.90	23.00
Band4	3MHz	16QAM	19965	8RB#4	22.67	23.00
Band4	3MHz	16QAM	19965	8RB#7	22.80	23.00
Band4	3MHz	16QAM	19965	15RB#0	22.61	23.00
Band4	3MHz	QPSK	20175	1RB#0	24.52	25.00
Band4	3MHz	QPSK	20175	1RB#8	24.75	25.00
Band4	3MHz	QPSK	20175	1RB#14	24.52	25.00
Band4	3MHz	QPSK	20175	8RB#0	24.60	25.00
Band4	3MHz	QPSK	20175	8RB#4	24.52	25.00

Shenzhen LCS Compliance Testing Laboratory Ltd.
Add: 101, 201 Bldg A & 301 Bldg C, Juji Industrial Park Yabianxueziwei, Shajing Street, Baoan District, Shenzhen, 518000, China
Tel: +(86) 0755-82591330 | E-mail: webmaster@lcs-cert.com | Web: www.lcs-cert.com
Scan code to check authenticity

Band4	3MHz	QPSK	20175	8RB#7	24.50	25.00
Band4	3MHz	QPSK	20175	15RB#0	24.48	25.00
Band4	3MHz	16QAM	20175	1RB#0	24.58	25.00
Band4	3MHz	16QAM	20175	1RB#8	25.51	26.00
Band4	3MHz	16QAM	20175	1RB#14	24.58	25.00
Band4	3MHz	16QAM	20175	8RB#0	23.24	24.00
Band4	3MHz	16QAM	20175	8RB#4	22.90	23.00
Band4	3MHz	16QAM	20175	8RB#7	23.26	24.00
Band4	3MHz	16QAM	20175	15RB#0	23.10	24.00
Band4	3MHz	QPSK	20385	1RB#0	24.66	25.00
Band4	3MHz	QPSK	20385	1RB#8	24.53	25.00
Band4	3MHz	QPSK	20385	1RB#14	24.65	25.00
Band4	3MHz	QPSK	20385	8RB#0	24.50	25.00
Band4	3MHz	QPSK	20385	8RB#4	24.47	25.00
Band4	3MHz	QPSK	20385	8RB#7	24.46	25.00
Band4	3MHz	QPSK	20385	15RB#0	24.44	25.00
Band4	3MHz	16QAM	20385	1RB#0	24.56	25.00
Band4	3MHz	16QAM	20385	1RB#8	25.51	26.00
Band4	3MHz	16QAM	20385	1RB#14	24.45	25.00
Band4	3MHz	16QAM	20385	8RB#0	23.10	24.00
Band4	3MHz	16QAM	20385	8RB#4	22.94	23.00
Band4	3MHz	16QAM	20385	8RB#7	23.08	24.00
Band4	3MHz	16QAM	20385	15RB#0	22.77	23.00
Band4	5MHz	QPSK	19975	1RB#0	24.27	25.00
Band4	5MHz	QPSK	19975	1RB#12	24.08	25.00
Band4	5MHz	QPSK	19975	1RB#24	24.25	25.00
Band4	5MHz	QPSK	19975	12RB#0	24.27	25.00
Band4	5MHz	QPSK	19975	12RB#6	24.22	25.00
Band4	5MHz	QPSK	19975	12RB#13	24.08	25.00
Band4	5MHz	QPSK	19975	25RB#0	24.23	25.00
Band4	5MHz	16QAM	19975	1RB#0	24.16	25.00
Band4	5MHz	16QAM	19975	1RB#12	24.70	25.00
Band4	5MHz	16QAM	19975	1RB#24	24.35	25.00
Band4	5MHz	16QAM	19975	12RB#0	22.76	23.00
Band4	5MHz	16QAM	19975	12RB#6	22.65	23.00
Band4	5MHz	16QAM	19975	12RB#13	22.71	23.00
Band4	5MHz	16QAM	19975	25RB#0	22.67	23.00
Band4	5MHz	QPSK	20175	1RB#0	24.54	25.00
Band4	5MHz	QPSK	20175	1RB#12	24.32	25.00
Band4	5MHz	QPSK	20175	1RB#24	24.43	25.00
Band4	5MHz	QPSK	20175	12RB#0	24.49	25.00
Band4	5MHz	QPSK	20175	12RB#6	24.52	25.00
Band4	5MHz	QPSK	20175	12RB#13	24.56	25.00
Band4	5MHz	QPSK	20175	25RB#0	24.54	25.00
Band4	5MHz	16QAM	20175	1RB#0	23.75	24.00
Band4	5MHz	16QAM	20175	1RB#12	24.40	25.00
Band4	5MHz	16QAM	20175	1RB#24	23.79	24.00
Band4	5MHz	16QAM	20175	12RB#0	22.94	23.00
Band4	5MHz	16QAM	20175	12RB#6	23.00	24.00
Band4	5MHz	16QAM	20175	12RB#13	22.99	23.00
Band4	5MHz	16QAM	20175	25RB#0	23.12	24.00
Band4	5MHz	QPSK	20375	1RB#0	24.58	25.00
Band4	5MHz	QPSK	20375	1RB#12	24.42	25.00
Band4	5MHz	QPSK	20375	1RB#24	24.41	25.00
Band4	5MHz	QPSK	20375	12RB#0	24.55	25.00
Band4	5MHz	QPSK	20375	12RB#6	24.51	25.00
Band4	5MHz	QPSK	20375	12RB#13	24.42	25.00
Band4	5MHz	QPSK	20375	25RB#0	24.49	25.00
Band4	5MHz	16QAM	20375	1RB#0	24.33	25.00
Band4	5MHz	16QAM	20375	1RB#12	24.98	25.00
Band4	5MHz	16QAM	20375	1RB#24	24.65	25.00
Band4	5MHz	16QAM	20375	12RB#0	23.04	24.00
Band4	5MHz	16QAM	20375	12RB#6	22.95	23.00
Band4	5MHz	16QAM	20375	12RB#13	23.05	24.00
Band4	5MHz	16QAM	20375	25RB#0	23.07	24.00

Shenzhen LCS Compliance Testing Laboratory Ltd.
Add: 101, 201 Bldg A & 301 Bldg C, Juji Industrial Park Yabianxueziwei, Shajing Street, Baoan District, Shenzhen, 518000, China
Tel: +(86) 0755-82591330 | E-mail: webmaster@lcs-cert.com | Web: www.lcs-cert.com
Scan code to check authenticity

Band4	10MHz	QPSK	20000	1RB#0	24.27	25.00
Band4	10MHz	QPSK	20000	1RB#24	24.31	25.00
Band4	10MHz	QPSK	20000	1RB#49	24.32	25.00
Band4	10MHz	QPSK	20000	25RB#0	24.30	25.00
Band4	10MHz	QPSK	20000	25RB#12	24.32	25.00
Band4	10MHz	QPSK	20000	25RB#25	24.40	25.00
Band4	10MHz	QPSK	20000	50RB#0	24.27	25.00
Band4	10MHz	16QAM	20000	1RB#0	23.92	24.00
Band4	10MHz	16QAM	20000	1RB#24	24.69	25.00
Band4	10MHz	16QAM	20000	1RB#49	24.02	25.00
Band4	10MHz	16QAM	20000	25RB#0	22.77	23.00
Band4	10MHz	16QAM	20000	25RB#12	22.77	23.00
Band4	10MHz	16QAM	20000	25RB#25	22.84	23.00
Band4	10MHz	16QAM	20000	50RB#0	22.72	23.00
Band4	10MHz	QPSK	20175	1RB#0	24.32	25.00
Band4	10MHz	QPSK	20175	1RB#24	24.56	25.00
Band4	10MHz	QPSK	20175	1RB#49	24.36	25.00
Band4	10MHz	QPSK	20175	25RB#0	24.52	25.00
Band4	10MHz	QPSK	20175	25RB#12	24.52	25.00
Band4	10MHz	QPSK	20175	25RB#25	24.48	25.00
Band4	10MHz	QPSK	20175	50RB#0	24.56	25.00
Band4	10MHz	16QAM	20175	1RB#0	24.20	25.00
Band4	10MHz	16QAM	20175	1RB#24	25.40	26.00
Band4	10MHz	16QAM	20175	1RB#49	24.17	25.00
Band4	10MHz	16QAM	20175	25RB#0	22.97	23.00
Band4	10MHz	16QAM	20175	25RB#12	23.04	24.00
Band4	10MHz	16QAM	20175	25RB#25	22.81	23.00
Band4	10MHz	16QAM	20175	50RB#0	22.99	23.00
Band4	10MHz	QPSK	20350	1RB#0	24.04	25.00
Band4	10MHz	QPSK	20350	1RB#24	24.71	25.00
Band4	10MHz	QPSK	20350	1RB#49	24.39	25.00
Band4	10MHz	QPSK	20350	25RB#0	24.43	25.00
Band4	10MHz	QPSK	20350	25RB#12	24.43	25.00
Band4	10MHz	QPSK	20350	25RB#25	24.54	25.00
Band4	10MHz	QPSK	20350	50RB#0	24.47	25.00
Band4	10MHz	16QAM	20350	1RB#0	23.70	24.00
Band4	10MHz	16QAM	20350	1RB#24	25.83	26.00
Band4	10MHz	16QAM	20350	1RB#49	24.20	25.00
Band4	10MHz	16QAM	20350	25RB#0	23.03	24.00
Band4	10MHz	16QAM	20350	25RB#12	23.06	24.00
Band4	10MHz	16QAM	20350	25RB#25	23.06	24.00
Band4	10MHz	16QAM	20350	50RB#0	23.00	24.00
Band4	15MHz	QPSK	20025	1RB#0	24.07	25.00
Band4	15MHz	QPSK	20025	1RB#38	24.32	25.00
Band4	15MHz	QPSK	20025	1RB#74	24.29	25.00
Band4	15MHz	QPSK	20025	38RB#0	24.28	25.00
Band4	15MHz	QPSK	20025	38RB#18	24.35	25.00
Band4	15MHz	QPSK	20025	38RB#37	24.32	25.00
Band4	15MHz	QPSK	20025	75RB#0	24.26	25.00
Band4	15MHz	16QAM	20025	1RB#0	24.31	25.00
Band4	15MHz	16QAM	20025	1RB#38	24.99	25.00
Band4	15MHz	16QAM	20025	1RB#74	24.57	25.00
Band4	15MHz	16QAM	20025	38RB#0	22.82	23.00
Band4	15MHz	16QAM	20025	38RB#18	22.76	23.00
Band4	15MHz	16QAM	20025	38RB#37	22.92	23.00
Band4	15MHz	16QAM	20025	75RB#0	22.85	23.00
Band4	15MHz	QPSK	20175	1RB#0	24.27	25.00
Band4	15MHz	QPSK	20175	1RB#38	24.70	25.00
Band4	15MHz	QPSK	20175	1RB#74	24.28	25.00
Band4	15MHz	QPSK	20175	38RB#0	24.42	25.00
Band4	15MHz	QPSK	20175	38RB#18	24.59	25.00
Band4	15MHz	QPSK	20175	38RB#37	24.31	25.00
Band4	15MHz	QPSK	20175	75RB#0	24.50	25.00
Band4	15MHz	16QAM	20175	1RB#0	24.13	25.00
Band4	15MHz	16QAM	20175	1RB#38	25.49	26.00

Shenzhen LCS Compliance Testing Laboratory Ltd.
Add: 101, 201 Bldg A & 301 Bldg C, Juji Industrial Park Yabianxueziwei, Shajing Street, Baoan District, Shenzhen, 518000, China
Tel: +(86) 0755-82591330 | E-mail: webmaster@lcs-cert.com | Web: www.lcs-cert.com
Scan code to check authenticity

Band4	15MHz	16QAM	20175	1RB#74	24.35	25.00
Band4	15MHz	16QAM	20175	38RB#0	22.88	23.00
Band4	15MHz	16QAM	20175	38RB#18	22.94	23.00
Band4	15MHz	16QAM	20175	38RB#37	22.78	23.00
Band4	15MHz	16QAM	20175	75RB#0	22.94	23.00
Band4	15MHz	QPSK	20325	1RB#0	24.20	25.00
Band4	15MHz	QPSK	20325	1RB#38	24.42	25.00
Band4	15MHz	QPSK	20325	1RB#74	24.41	25.00
Band4	15MHz	QPSK	20325	38RB#0	24.03	25.00
Band4	15MHz	QPSK	20325	38RB#18	24.44	25.00
Band4	15MHz	QPSK	20325	38RB#37	24.48	25.00
Band4	15MHz	QPSK	20325	75RB#0	24.44	25.00
Band4	15MHz	16QAM	20325	1RB#0	24.40	25.00
Band4	15MHz	16QAM	20325	1RB#38	25.37	26.00
Band4	15MHz	16QAM	20325	1RB#74	24.64	25.00
Band4	15MHz	16QAM	20325	38RB#0	22.63	23.00
Band4	15MHz	16QAM	20325	38RB#18	22.98	23.00
Band4	15MHz	16QAM	20325	38RB#37	23.02	24.00
Band4	15MHz	16QAM	20325	75RB#0	22.98	23.00
Band4	20MHz	QPSK	20050	1RB#0	24.32	25.00
Band4	20MHz	QPSK	20050	1RB#49	24.57	25.00
Band4	20MHz	QPSK	20050	1RB#99	24.73	25.00
Band4	20MHz	QPSK	20050	50RB#0	24.15	25.00
Band4	20MHz	QPSK	20050	50RB#25	24.34	25.00
Band4	20MHz	QPSK	20050	50RB#50	24.42	25.00
Band4	20MHz	QPSK	20050	100RB#0	24.36	25.00
Band4	20MHz	16QAM	20050	1RB#0	24.60	25.00
Band4	20MHz	16QAM	20050	1RB#49	24.71	25.00
Band4	20MHz	16QAM	20050	1RB#99	24.90	25.00
Band4	20MHz	16QAM	20050	50RB#0	22.75	23.00
Band4	20MHz	16QAM	20050	50RB#25	22.78	23.00
Band4	20MHz	16QAM	20050	50RB#50	23.02	24.00
Band4	20MHz	16QAM	20050	100RB#0	22.82	23.00
Band4	20MHz	QPSK	20175	1RB#0	24.31	25.00
Band4	20MHz	QPSK	20175	1RB#49	24.60	25.00
Band4	20MHz	QPSK	20175	1RB#99	24.36	25.00
Band4	20MHz	QPSK	20175	50RB#0	24.33	25.00
Band4	20MHz	QPSK	20175	50RB#25	24.52	25.00
Band4	20MHz	QPSK	20175	50RB#50	24.28	25.00
Band4	20MHz	QPSK	20175	100RB#0	24.61	25.00
Band4	20MHz	16QAM	20175	1RB#0	24.22	25.00
Band4	20MHz	16QAM	20175	1RB#49	24.57	25.00
Band4	20MHz	16QAM	20175	1RB#99	24.04	25.00
Band4	20MHz	16QAM	20175	50RB#0	23.05	24.00
Band4	20MHz	16QAM	20175	50RB#25	23.02	24.00
Band4	20MHz	16QAM	20175	50RB#50	22.98	23.00
Band4	20MHz	16QAM	20175	100RB#0	23.00	24.00
Band4	20MHz	QPSK	20300	1RB#0	24.52	25.00
Band4	20MHz	QPSK	20300	1RB#49	24.41	25.00
Band4	20MHz	QPSK	20300	1RB#99	24.62	25.00
Band4	20MHz	QPSK	20300	50RB#0	24.12	25.00
Band4	20MHz	QPSK	20300	50RB#25	24.04	25.00
Band4	20MHz	QPSK	20300	50RB#50	24.49	25.00
Band4	20MHz	QPSK	20300	100RB#0	24.01	25.00
Band4	20MHz	16QAM	20300	1RB#0	24.71	25.00
Band4	20MHz	16QAM	20300	1RB#49	24.68	25.00
Band4	20MHz	16QAM	20300	1RB#99	24.83	25.00
Band4	20MHz	16QAM	20300	50RB#0	22.75	23.00
Band4	20MHz	16QAM	20300	50RB#25	22.68	23.00
Band4	20MHz	16QAM	20300	50RB#50	23.00	24.00
Band4	20MHz	16QAM	20300	100RB#0	22.65	23.00

Shenzhen LCS Compliance Testing Laboratory Ltd.
Add: 101, 201 Bldg A & 301 Bldg C, Juji Industrial Park Yabianxueziwei, Shajing Street, Baoan District, Shenzhen, 518000, China
Tel: +(86) 0755-82591330 | E-mail: webmaster@lcs-cert.com | Web: www.lcs-cert.com
Scan code to check authenticity

7.1.8. Conducted Power Measurement Results(LTE Band 5)

Band	Bandwidth	Modulation	Channel	RB Configuration	Power(dBm)	Tune Up (dBm)
Band5	1.4MHz	QPSK	20407	1RB#0	24.31	25.00
Band5	1.4MHz	QPSK	20407	1RB#2	24.59	25.00
Band5	1.4MHz	QPSK	20407	1RB#5	24.40	25.00
Band5	1.4MHz	QPSK	20407	3RB#0	24.47	25.00
Band5	1.4MHz	QPSK	20407	3RB#1	24.50	25.00
Band5	1.4MHz	QPSK	20407	3RB#3	24.37	25.00
Band5	1.4MHz	QPSK	20407	6RB#0	24.39	25.00
Band5	1.4MHz	16QAM	20407	1RB#0	24.30	25.00
Band5	1.4MHz	16QAM	20407	1RB#2	24.84	25.00
Band5	1.4MHz	16QAM	20407	1RB#5	24.28	25.00
Band5	1.4MHz	16QAM	20407	3RB#0	23.88	24.00
Band5	1.4MHz	16QAM	20407	3RB#1	23.62	24.00
Band5	1.4MHz	16QAM	20407	3RB#3	23.65	24.00
Band5	1.4MHz	16QAM	20407	6RB#0	23.30	24.00
Band5	1.4MHz	QPSK	20525	1RB#0	24.00	25.00
Band5	1.4MHz	QPSK	20525	1RB#2	23.95	24.00
Band5	1.4MHz	QPSK	20525	1RB#5	24.22	25.00
Band5	1.4MHz	QPSK	20525	3RB#0	23.94	24.00
Band5	1.4MHz	QPSK	20525	3RB#1	24.03	25.00
Band5	1.4MHz	QPSK	20525	3RB#3	24.07	25.00
Band5	1.4MHz	QPSK	20525	6RB#0	24.07	25.00
Band5	1.4MHz	16QAM	20525	1RB#0	24.46	25.00
Band5	1.4MHz	16QAM	20525	1RB#2	24.14	25.00
Band5	1.4MHz	16QAM	20525	1RB#5	23.80	24.00
Band5	1.4MHz	16QAM	20525	3RB#0	23.19	24.00
Band5	1.4MHz	16QAM	20525	3RB#1	23.40	24.00
Band5	1.4MHz	16QAM	20525	3RB#3	23.40	24.00
Band5	1.4MHz	16QAM	20525	6RB#0	22.98	23.00
Band5	1.4MHz	QPSK	20643	1RB#0	24.05	25.00
Band5	1.4MHz	QPSK	20643	1RB#2	24.02	25.00
Band5	1.4MHz	QPSK	20643	1RB#5	23.99	24.00
Band5	1.4MHz	QPSK	20643	3RB#0	24.18	25.00
Band5	1.4MHz	QPSK	20643	3RB#1	24.13	25.00
Band5	1.4MHz	QPSK	20643	3RB#3	23.99	24.00
Band5	1.4MHz	QPSK	20643	6RB#0	24.02	25.00
Band5	1.4MHz	16QAM	20643	1RB#0	24.56	25.00
Band5	1.4MHz	16QAM	20643	1RB#2	25.03	26.00
Band5	1.4MHz	16QAM	20643	1RB#5	24.34	25.00
Band5	1.4MHz	16QAM	20643	3RB#0	23.19	24.00
Band5	1.4MHz	16QAM	20643	3RB#1	23.80	24.00
Band5	1.4MHz	16QAM	20643	3RB#3	23.17	24.00
Band5	1.4MHz	16QAM	20643	6RB#0	23.01	24.00
Band5	3MHz	QPSK	20415	1RB#0	24.40	25.00
Band5	3MHz	QPSK	20415	1RB#8	24.59	25.00
Band5	3MHz	QPSK	20415	1RB#14	24.37	25.00
Band5	3MHz	QPSK	20415	8RB#0	24.42	25.00
Band5	3MHz	QPSK	20415	8RB#4	24.50	25.00
Band5	3MHz	QPSK	20415	8RB#7	24.34	25.00
Band5	3MHz	QPSK	20415	15RB#0	24.41	25.00
Band5	3MHz	16QAM	20415	1RB#0	24.03	25.00
Band5	3MHz	16QAM	20415	1RB#8	24.87	25.00
Band5	3MHz	16QAM	20415	1RB#14	24.01	25.00
Band5	3MHz	16QAM	20415	8RB#0	23.39	24.00
Band5	3MHz	16QAM	20415	8RB#4	23.32	24.00
Band5	3MHz	16QAM	20415	8RB#7	23.32	24.00
Band5	3MHz	16QAM	20415	15RB#0	23.19	24.00
Band5	3MHz	QPSK	20525	1RB#0	24.06	25.00
Band5	3MHz	QPSK	20525	1RB#8	23.98	24.00
Band5	3MHz	QPSK	20525	1RB#14	24.11	25.00
Band5	3MHz	QPSK	20525	8RB#0	23.93	24.00
Band5	3MHz	QPSK	20525	8RB#4	23.94	24.00

Shenzhen LCS Compliance Testing Laboratory Ltd.
Add: 101, 201 Bldg A & 301 Bldg C, Juji Industrial Park Yabianxueziwei, Shajing Street, Baoan District, Shenzhen, 518000, China
Tel: +(86) 0755-82591330 | E-mail: webmaster@lcs-cert.com | Web: www.lcs-cert.com
Scan code to check authenticity

Band5	3MHz	QPSK	20525	8RB#7	24.05	25.00
Band5	3MHz	QPSK	20525	15RB#0	23.90	24.00
Band5	3MHz	16QAM	20525	1RB#0	24.51	25.00
Band5	3MHz	16QAM	20525	1RB#8	24.88	25.00
Band5	3MHz	16QAM	20525	1RB#14	24.45	25.00
Band5	3MHz	16QAM	20525	8RB#0	22.63	23.00
Band5	3MHz	16QAM	20525	8RB#4	22.90	23.00
Band5	3MHz	16QAM	20525	8RB#7	22.92	23.00
Band5	3MHz	16QAM	20525	15RB#0	22.91	23.00
Band5	3MHz	QPSK	20635	1RB#0	24.08	25.00
Band5	3MHz	QPSK	20635	1RB#8	24.10	25.00
Band5	3MHz	QPSK	20635	1RB#14	23.99	24.00
Band5	3MHz	QPSK	20635	8RB#0	24.01	25.00
Band5	3MHz	QPSK	20635	8RB#4	24.04	25.00
Band5	3MHz	QPSK	20635	8RB#7	24.06	25.00
Band5	3MHz	QPSK	20635	15RB#0	24.01	25.00
Band5	3MHz	16QAM	20635	1RB#0	24.01	25.00
Band5	3MHz	16QAM	20635	1RB#8	24.97	25.00
Band5	3MHz	16QAM	20635	1RB#14	23.82	24.00
Band5	3MHz	16QAM	20635	8RB#0	22.65	23.00
Band5	3MHz	16QAM	20635	8RB#4	22.54	23.00
Band5	3MHz	16QAM	20635	8RB#7	22.83	23.00
Band5	3MHz	16QAM	20635	15RB#0	22.64	23.00
Band5	5MHz	QPSK	20425	1RB#0	24.38	25.00
Band5	5MHz	QPSK	20425	1RB#12	24.27	25.00
Band5	5MHz	QPSK	20425	1RB#24	24.05	25.00
Band5	5MHz	QPSK	20425	12RB#0	24.45	25.00
Band5	5MHz	QPSK	20425	12RB#6	24.34	25.00
Band5	5MHz	QPSK	20425	12RB#13	24.35	25.00
Band5	5MHz	QPSK	20425	25RB#0	24.36	25.00
Band5	5MHz	16QAM	20425	1RB#0	24.63	25.00
Band5	5MHz	16QAM	20425	1RB#12	24.73	25.00
Band5	5MHz	16QAM	20425	1RB#24	24.28	25.00
Band5	5MHz	16QAM	20425	12RB#0	23.41	24.00
Band5	5MHz	16QAM	20425	12RB#6	23.22	24.00
Band5	5MHz	16QAM	20425	12RB#13	23.20	24.00
Band5	5MHz	16QAM	20425	25RB#0	23.26	24.00
Band5	5MHz	QPSK	20525	1RB#0	24.02	25.00
Band5	5MHz	QPSK	20525	1RB#12	24.03	25.00
Band5	5MHz	QPSK	20525	1RB#24	23.98	24.00
Band5	5MHz	QPSK	20525	12RB#0	23.93	24.00
Band5	5MHz	QPSK	20525	12RB#6	23.94	24.00
Band5	5MHz	QPSK	20525	12RB#13	23.99	24.00
Band5	5MHz	QPSK	20525	25RB#0	23.90	24.00
Band5	5MHz	16QAM	20525	1RB#0	23.76	24.00
Band5	5MHz	16QAM	20525	1RB#12	23.98	24.00
Band5	5MHz	16QAM	20525	1RB#24	23.54	24.00
Band5	5MHz	16QAM	20525	12RB#0	22.52	23.00
Band5	5MHz	16QAM	20525	12RB#6	22.81	23.00
Band5	5MHz	16QAM	20525	12RB#13	22.86	23.00
Band5	5MHz	16QAM	20525	25RB#0	22.89	23.00
Band5	5MHz	QPSK	20625	1RB#0	23.94	24.00
Band5	5MHz	QPSK	20625	1RB#12	23.96	24.00
Band5	5MHz	QPSK	20625	1RB#24	24.01	25.00
Band5	5MHz	QPSK	20625	12RB#0	23.85	24.00
Band5	5MHz	QPSK	20625	12RB#6	24.17	25.00
Band5	5MHz	QPSK	20625	12RB#13	24.15	25.00
Band5	5MHz	QPSK	20625	25RB#0	24.08	25.00
Band5	5MHz	16QAM	20625	1RB#0	23.14	24.00
Band5	5MHz	16QAM	20625	1RB#12	23.99	24.00
Band5	5MHz	16QAM	20625	1RB#24	23.37	24.00
Band5	5MHz	16QAM	20625	12RB#0	22.79	23.00
Band5	5MHz	16QAM	20625	12RB#6	22.69	23.00
Band5	5MHz	16QAM	20625	12RB#13	22.64	23.00
Band5	5MHz	16QAM	20625	25RB#0	22.70	23.00

Shenzhen LCS Compliance Testing Laboratory Ltd.
Add: 101, 201 Bldg A & 301 Bldg C, Juji Industrial Park Yabianxueziwei, Shajing Street, Baoan District, Shenzhen, 518000, China
Tel: +(86) 0755-82591330 | E-mail: webmaster@lcs-cert.com | Web: www.lcs-cert.com
Scan code to check authenticity

Band5	10MHz	QPSK	20450	1RB#0	24.28	25.00
Band5	10MHz	QPSK	20450	1RB#24	24.37	25.00
Band5	10MHz	QPSK	20450	1RB#49	23.95	24.00
Band5	10MHz	QPSK	20450	25RB#0	24.30	25.00
Band5	10MHz	QPSK	20450	25RB#12	24.12	25.00
Band5	10MHz	QPSK	20450	25RB#25	24.10	25.00
Band5	10MHz	QPSK	20450	50RB#0	24.16	25.00
Band5	10MHz	16QAM	20450	1RB#0	24.27	25.00
Band5	10MHz	16QAM	20450	1RB#24	24.76	25.00
Band5	10MHz	16QAM	20450	1RB#49	23.61	24.00
Band5	10MHz	16QAM	20450	25RB#0	23.29	24.00
Band5	10MHz	16QAM	20450	25RB#12	22.69	23.00
Band5	10MHz	16QAM	20450	25RB#25	22.88	23.00
Band5	10MHz	16QAM	20450	50RB#0	22.62	23.00
Band5	10MHz	QPSK	20525	1RB#0	24.07	25.00
Band5	10MHz	QPSK	20525	1RB#24	23.99	24.00
Band5	10MHz	QPSK	20525	1RB#49	24.23	25.00
Band5	10MHz	QPSK	20525	25RB#0	24.07	25.00
Band5	10MHz	QPSK	20525	25RB#12	23.99	24.00
Band5	10MHz	QPSK	20525	25RB#25	23.91	24.00
Band5	10MHz	QPSK	20525	50RB#0	24.06	25.00
Band5	10MHz	16QAM	20525	1RB#0	23.92	24.00
Band5	10MHz	16QAM	20525	1RB#24	24.07	25.00
Band5	10MHz	16QAM	20525	1RB#49	23.83	24.00
Band5	10MHz	16QAM	20525	25RB#0	22.54	23.00
Band5	10MHz	16QAM	20525	25RB#12	22.93	23.00
Band5	10MHz	16QAM	20525	25RB#25	22.88	23.00
Band5	10MHz	16QAM	20525	50RB#0	22.90	23.00
Band5	10MHz	QPSK	20600	1RB#0	23.77	24.00
Band5	10MHz	QPSK	20600	1RB#24	23.99	24.00
Band5	10MHz	QPSK	20600	1RB#49	23.95	24.00
Band5	10MHz	QPSK	20600	25RB#0	23.98	24.00
Band5	10MHz	QPSK	20600	25RB#12	23.93	24.00
Band5	10MHz	QPSK	20600	25RB#25	24.11	25.00
Band5	10MHz	QPSK	20600	50RB#0	23.78	24.00
Band5	10MHz	16QAM	20600	1RB#0	23.55	24.00
Band5	10MHz	16QAM	20600	1RB#24	24.57	25.00
Band5	10MHz	16QAM	20600	1RB#49	23.76	24.00
Band5	10MHz	16QAM	20600	25RB#0	22.50	23.00
Band5	10MHz	16QAM	20600	25RB#12	22.68	23.00
Band5	10MHz	16QAM	20600	25RB#25	22.55	23.00
Band5	10MHz	16QAM	20600	50RB#0	22.76	23.00

Shenzhen LCS Compliance Testing Laboratory Ltd.
Add: 101, 201 Bldg A & 301 Bldg C, Juji Industrial Park Yabianxueziwei, Shajing Street, Baoan District, Shenzhen, 518000, China
Tel: +(86) 0755-82591330 | E-mail: webmaster@lcs-cert.com | Web: www.lcs-cert.com
Scan code to check authenticity

7.1.9. Conducted Power Measurement Results(LTE Band 7)

Band	Bandwidth	Modulation	Channel	RB Configuration	Power(dBm)	Tune Up (dBm)
Band7	5MHz	QPSK	20775	1RB#0	24.07	25.00
Band7	5MHz	QPSK	20775	1RB#12	23.93	24.00
Band7	5MHz	QPSK	20775	1RB#24	23.86	24.00
Band7	5MHz	QPSK	20775	12RB#0	23.69	24.00
Band7	5MHz	QPSK	20775	12RB#6	23.73	24.00
Band7	5MHz	QPSK	20775	12RB#13	23.68	24.00
Band7	5MHz	QPSK	20775	25RB#0	23.81	24.00
Band7	5MHz	16QAM	20775	1RB#0	23.64	24.00
Band7	5MHz	16QAM	20775	1RB#12	24.29	25.00
Band7	5MHz	16QAM	20775	1RB#24	23.71	24.00
Band7	5MHz	16QAM	20775	12RB#0	22.20	23.00
Band7	5MHz	16QAM	20775	12RB#6	22.28	23.00
Band7	5MHz	16QAM	20775	12RB#13	22.26	23.00
Band7	5MHz	16QAM	20775	25RB#0	22.18	23.00
Band7	5MHz	QPSK	21100	1RB#0	24.47	25.00
Band7	5MHz	QPSK	21100	1RB#12	24.63	25.00
Band7	5MHz	QPSK	21100	1RB#24	24.47	25.00
Band7	5MHz	QPSK	21100	12RB#0	24.18	25.00
Band7	5MHz	QPSK	21100	12RB#6	24.02	25.00
Band7	5MHz	QPSK	21100	12RB#13	24.10	25.00
Band7	5MHz	QPSK	21100	25RB#0	24.18	25.00
Band7	5MHz	16QAM	21100	1RB#0	23.98	24.00
Band7	5MHz	16QAM	21100	1RB#12	23.77	24.00
Band7	5MHz	16QAM	21100	1RB#24	23.72	24.00
Band7	5MHz	16QAM	21100	12RB#0	22.71	23.00
Band7	5MHz	16QAM	21100	12RB#6	22.50	23.00
Band7	5MHz	16QAM	21100	12RB#13	22.71	23.00
Band7	5MHz	16QAM	21100	25RB#0	22.70	23.00
Band7	5MHz	QPSK	21425	1RB#0	24.44	25.00
Band7	5MHz	QPSK	21425	1RB#12	24.18	25.00
Band7	5MHz	QPSK	21425	1RB#24	24.35	25.00
Band7	5MHz	QPSK	21425	12RB#0	24.10	25.00
Band7	5MHz	QPSK	21425	12RB#6	24.05	25.00
Band7	5MHz	QPSK	21425	12RB#13	24.16	25.00
Band7	5MHz	QPSK	21425	25RB#0	24.04	25.00
Band7	5MHz	16QAM	21425	1RB#0	23.48	24.00
Band7	5MHz	16QAM	21425	1RB#12	23.86	24.00
Band7	5MHz	16QAM	21425	1RB#24	23.51	24.00
Band7	5MHz	16QAM	21425	12RB#0	22.51	23.00
Band7	5MHz	16QAM	21425	12RB#6	22.47	23.00
Band7	5MHz	16QAM	21425	12RB#13	22.60	23.00
Band7	5MHz	16QAM	21425	25RB#0	22.63	23.00
Band7	10MHz	QPSK	20800	1RB#0	23.93	24.00
Band7	10MHz	QPSK	20800	1RB#24	24.13	25.00
Band7	10MHz	QPSK	20800	1RB#49	24.02	25.00
Band7	10MHz	QPSK	20800	25RB#0	23.71	24.00
Band7	10MHz	QPSK	20800	25RB#12	23.71	24.00
Band7	10MHz	QPSK	20800	25RB#25	23.74	24.00
Band7	10MHz	QPSK	20800	50RB#0	23.78	24.00
Band7	10MHz	16QAM	20800	1RB#0	23.32	24.00
Band7	10MHz	16QAM	20800	1RB#24	24.27	25.00
Band7	10MHz	16QAM	20800	1RB#49	23.39	24.00
Band7	10MHz	16QAM	20800	25RB#0	22.36	23.00
Band7	10MHz	16QAM	20800	25RB#12	22.34	23.00
Band7	10MHz	16QAM	20800	25RB#25	22.45	23.00
Band7	10MHz	16QAM	20800	50RB#0	22.29	23.00
Band7	10MHz	QPSK	21100	1RB#0	24.47	25.00
Band7	10MHz	QPSK	21100	1RB#24	24.35	25.00
Band7	10MHz	QPSK	21100	1RB#49	24.51	25.00
Band7	10MHz	QPSK	21100	25RB#0	24.07	25.00
Band7	10MHz	QPSK	21100	25RB#12	24.13	25.00

Shenzhen LCS Compliance Testing Laboratory Ltd.
Add: 101, 201 Bldg A & 301 Bldg C, Juji Industrial Park Yabianxueziwei, Shajing Street, Baoan District, Shenzhen, 518000, China
Tel: +(86) 0755-82591330 | E-mail: webmaster@lcs-cert.com | Web: www.lcs-cert.com
Scan code to check authenticity

Band7	10MHz	QPSK	21100	25RB#25	24.10	25.00
Band7	10MHz	QPSK	21100	50RB#0	24.15	25.00
Band7	10MHz	16QAM	21100	1RB#0	23.88	24.00
Band7	10MHz	16QAM	21100	1RB#24	24.25	25.00
Band7	10MHz	16QAM	21100	1RB#49	23.93	24.00
Band7	10MHz	16QAM	21100	25RB#0	22.67	23.00
Band7	10MHz	16QAM	21100	25RB#12	22.61	23.00
Band7	10MHz	16QAM	21100	25RB#25	22.69	23.00
Band7	10MHz	16QAM	21100	50RB#0	22.65	23.00
Band7	10MHz	QPSK	21400	1RB#0	24.31	25.00
Band7	10MHz	QPSK	21400	1RB#24	24.67	25.00
Band7	10MHz	QPSK	21400	1RB#49	24.28	25.00
Band7	10MHz	QPSK	21400	25RB#0	24.08	25.00
Band7	10MHz	QPSK	21400	25RB#12	24.18	25.00
Band7	10MHz	QPSK	21400	25RB#25	24.02	25.00
Band7	10MHz	QPSK	21400	50RB#0	24.07	25.00
Band7	10MHz	16QAM	21400	1RB#0	24.07	25.00
Band7	10MHz	16QAM	21400	1RB#24	25.15	26.00
Band7	10MHz	16QAM	21400	1RB#49	24.07	25.00
Band7	10MHz	16QAM	21400	25RB#0	22.57	23.00
Band7	10MHz	16QAM	21400	25RB#12	22.48	23.00
Band7	10MHz	16QAM	21400	25RB#25	22.51	23.00
Band7	10MHz	16QAM	21400	50RB#0	22.61	23.00
Band7	15MHz	QPSK	20825	1RB#0	23.93	24.00
Band7	15MHz	QPSK	20825	1RB#38	24.04	25.00
Band7	15MHz	QPSK	20825	1RB#74	23.96	24.00
Band7	15MHz	QPSK	20825	38RB#0	23.70	24.00
Band7	15MHz	QPSK	20825	38RB#18	23.73	24.00
Band7	15MHz	QPSK	20825	38RB#37	23.78	24.00
Band7	15MHz	QPSK	20825	75RB#0	23.71	24.00
Band7	15MHz	16QAM	20825	1RB#0	23.84	24.00
Band7	15MHz	16QAM	20825	1RB#38	25.05	26.00
Band7	15MHz	16QAM	20825	1RB#74	24.07	25.00
Band7	15MHz	16QAM	20825	38RB#0	22.28	23.00
Band7	15MHz	16QAM	20825	38RB#18	22.35	23.00
Band7	15MHz	16QAM	20825	38RB#37	22.25	23.00
Band7	15MHz	16QAM	20825	75RB#0	22.30	23.00
Band7	15MHz	QPSK	21100	1RB#0	24.36	25.00
Band7	15MHz	QPSK	21100	1RB#38	24.28	25.00
Band7	15MHz	QPSK	21100	1RB#74	24.51	25.00
Band7	15MHz	QPSK	21100	38RB#0	23.98	24.00
Band7	15MHz	QPSK	21100	38RB#18	24.09	25.00
Band7	15MHz	QPSK	21100	38RB#37	24.12	25.00
Band7	15MHz	QPSK	21100	75RB#0	24.03	25.00
Band7	15MHz	16QAM	21100	1RB#0	23.92	24.00
Band7	15MHz	16QAM	21100	1RB#38	24.22	25.00
Band7	15MHz	16QAM	21100	1RB#74	24.72	25.00
Band7	15MHz	16QAM	21100	38RB#0	22.65	23.00
Band7	15MHz	16QAM	21100	38RB#18	22.62	23.00
Band7	15MHz	16QAM	21100	38RB#37	22.72	23.00
Band7	15MHz	16QAM	21100	75RB#0	22.54	23.00
Band7	15MHz	QPSK	21375	1RB#0	24.27	25.00
Band7	15MHz	QPSK	21375	1RB#38	24.53	25.00
Band7	15MHz	QPSK	21375	1RB#74	24.19	25.00
Band7	15MHz	QPSK	21375	38RB#0	24.05	25.00
Band7	15MHz	QPSK	21375	38RB#18	24.08	25.00
Band7	15MHz	QPSK	21375	38RB#37	24.14	25.00
Band7	15MHz	QPSK	21375	75RB#0	24.13	25.00
Band7	15MHz	16QAM	21375	1RB#0	23.95	24.00
Band7	15MHz	16QAM	21375	1RB#38	25.13	26.00
Band7	15MHz	16QAM	21375	1RB#74	24.00	25.00
Band7	15MHz	16QAM	21375	38RB#0	22.59	23.00
Band7	15MHz	16QAM	21375	38RB#18	22.68	23.00
Band7	15MHz	16QAM	21375	38RB#37	22.58	23.00
Band7	15MHz	16QAM	21375	75RB#0	22.62	23.00

Shenzhen LCS Compliance Testing Laboratory Ltd.
Add: 101, 201 Bldg A & 301 Bldg C, Juji Industrial Park Yabianxueziwei, Shajing Street, Baoan District, Shenzhen, 518000, China
Tel: +(86) 0755-82591330 | E-mail: webmaster@lcs-cert.com | Web: www.lcs-cert.com
Scan code to check authenticity

Band7	20MHz	QPSK	20850	1RB#0	23.93	24.00
Band7	20MHz	QPSK	20850	1RB#49	24.19	25.00
Band7	20MHz	QPSK	20850	1RB#99	24.15	25.00
Band7	20MHz	QPSK	20850	50RB#0	23.48	24.00
Band7	20MHz	QPSK	20850	50RB#25	23.68	24.00
Band7	20MHz	QPSK	20850	50RB#50	23.76	24.00
Band7	20MHz	QPSK	20850	100RB#0	23.60	24.00
Band7	20MHz	16QAM	20850	1RB#0	23.99	24.00
Band7	20MHz	16QAM	20850	1RB#49	24.14	25.00
Band7	20MHz	16QAM	20850	1RB#99	24.14	25.00
Band7	20MHz	16QAM	20850	50RB#0	22.14	23.00
Band7	20MHz	16QAM	20850	50RB#25	22.16	23.00
Band7	20MHz	16QAM	20850	50RB#50	22.23	23.00
Band7	20MHz	16QAM	20850	100RB#0	22.22	23.00
Band7	20MHz	QPSK	21100	1RB#0	24.18	25.00
Band7	20MHz	QPSK	21100	1RB#49	24.28	25.00
Band7	20MHz	QPSK	21100	1RB#99	24.18	25.00
Band7	20MHz	QPSK	21100	50RB#0	23.86	24.00
Band7	20MHz	QPSK	21100	50RB#25	23.83	24.00
Band7	20MHz	QPSK	21100	50RB#50	23.92	24.00
Band7	20MHz	QPSK	21100	100RB#0	23.82	24.00
Band7	20MHz	16QAM	21100	1RB#0	23.77	24.00
Band7	20MHz	16QAM	21100	1RB#49	24.06	25.00
Band7	20MHz	16QAM	21100	1RB#99	24.24	25.00
Band7	20MHz	16QAM	21100	50RB#0	22.63	23.00
Band7	20MHz	16QAM	21100	50RB#25	22.44	23.00
Band7	20MHz	16QAM	21100	50RB#50	22.68	23.00
Band7	20MHz	16QAM	21100	100RB#0	22.43	23.00
Band7	20MHz	QPSK	21350	1RB#0	24.11	25.00
Band7	20MHz	QPSK	21350	1RB#49	24.12	25.00
Band7	20MHz	QPSK	21350	1RB#99	24.20	25.00
Band7	20MHz	QPSK	21350	50RB#0	23.85	24.00
Band7	20MHz	QPSK	21350	50RB#25	23.90	24.00
Band7	20MHz	QPSK	21350	50RB#50	23.95	24.00
Band7	20MHz	QPSK	21350	100RB#0	23.90	24.00
Band7	20MHz	16QAM	21350	1RB#0	23.71	24.00
Band7	20MHz	16QAM	21350	1RB#49	23.62	24.00
Band7	20MHz	16QAM	21350	1RB#99	23.65	24.00
Band7	20MHz	16QAM	21350	50RB#0	22.48	23.00
Band7	20MHz	16QAM	21350	50RB#25	22.58	23.00
Band7	20MHz	16QAM	21350	50RB#50	22.56	23.00
Band7	20MHz	16QAM	21350	100RB#0	22.42	23.00

Shenzhen LCS Compliance Testing Laboratory Ltd.
Add: 101, 201 Bldg A & 301 Bldg C, Juji Industrial Park Yabianxueziwei, Shajing Street, Baoan District, Shenzhen, 518000, China
Tel: +(86) 0755-82591330 | E-mail: webmaster@lcs-cert.com | Web: www.lcs-cert.com
Scan code to check authenticity

7.1.10. Conducted Power Measurement Results(LTE Band 12)

Band	Bandwidth	Modulation	Channel	RB Configuration	Power(dBm)	Tune Up (dBm)
Band12	1.4MHz	QPSK	23017	1RB#0	24.99	25.00
Band12	1.4MHz	QPSK	23017	1RB#2	25.09	26.00
Band12	1.4MHz	QPSK	23017	1RB#5	24.94	25.00
Band12	1.4MHz	QPSK	23017	3RB#0	25.06	26.00
Band12	1.4MHz	QPSK	23017	3RB#1	25.10	26.00
Band12	1.4MHz	QPSK	23017	3RB#3	25.05	26.00
Band12	1.4MHz	QPSK	23017	6RB#0	25.00	26.00
Band12	1.4MHz	16QAM	23017	1RB#0	24.71	25.00
Band12	1.4MHz	16QAM	23017	1RB#2	25.46	26.00
Band12	1.4MHz	16QAM	23017	1RB#5	24.63	25.00
Band12	1.4MHz	16QAM	23017	3RB#0	24.18	25.00
Band12	1.4MHz	16QAM	23017	3RB#1	24.72	25.00
Band12	1.4MHz	16QAM	23017	3RB#3	24.21	25.00
Band12	1.4MHz	16QAM	23017	6RB#0	23.56	24.00
Band12	1.4MHz	QPSK	23095	1RB#0	24.75	25.00
Band12	1.4MHz	QPSK	23095	1RB#2	24.71	25.00
Band12	1.4MHz	QPSK	23095	1RB#5	24.51	25.00
Band12	1.4MHz	QPSK	23095	3RB#0	24.53	25.00
Band12	1.4MHz	QPSK	23095	3RB#1	24.66	25.00
Band12	1.4MHz	QPSK	23095	3RB#3	24.57	25.00
Band12	1.4MHz	QPSK	23095	6RB#0	24.53	25.00
Band12	1.4MHz	16QAM	23095	1RB#0	24.91	25.00
Band12	1.4MHz	16QAM	23095	1RB#2	24.92	25.00
Band12	1.4MHz	16QAM	23095	1RB#5	24.60	25.00
Band12	1.4MHz	16QAM	23095	3RB#0	23.77	24.00
Band12	1.4MHz	16QAM	23095	3RB#1	24.14	25.00
Band12	1.4MHz	16QAM	23095	3RB#3	23.75	24.00
Band12	1.4MHz	16QAM	23095	6RB#0	23.30	24.00
Band12	1.4MHz	QPSK	23173	1RB#0	24.07	25.00
Band12	1.4MHz	QPSK	23173	1RB#2	24.03	25.00
Band12	1.4MHz	QPSK	23173	1RB#5	24.03	25.00
Band12	1.4MHz	QPSK	23173	3RB#0	24.28	25.00
Band12	1.4MHz	QPSK	23173	3RB#1	24.28	25.00
Band12	1.4MHz	QPSK	23173	3RB#3	24.09	25.00
Band12	1.4MHz	QPSK	23173	6RB#0	24.02	25.00
Band12	1.4MHz	16QAM	23173	1RB#0	23.96	24.00
Band12	1.4MHz	16QAM	23173	1RB#2	24.49	25.00
Band12	1.4MHz	16QAM	23173	1RB#5	23.81	24.00
Band12	1.4MHz	16QAM	23173	3RB#0	23.34	24.00
Band12	1.4MHz	16QAM	23173	3RB#1	23.58	24.00
Band12	1.4MHz	16QAM	23173	3RB#3	23.18	24.00
Band12	1.4MHz	16QAM	23173	6RB#0	22.55	23.00
Band12	3MHz	QPSK	23025	1RB#0	25.16	26.00
Band12	3MHz	QPSK	23025	1RB#8	25.18	26.00
Band12	3MHz	QPSK	23025	1RB#14	25.20	26.00
Band12	3MHz	QPSK	23025	8RB#0	25.14	26.00
Band12	3MHz	QPSK	23025	8RB#4	25.08	26.00
Band12	3MHz	QPSK	23025	8RB#7	25.22	26.00
Band12	3MHz	QPSK	23025	15RB#0	25.08	26.00
Band12	3MHz	16QAM	23025	1RB#0	24.33	25.00
Band12	3MHz	16QAM	23025	1RB#8	24.93	25.00
Band12	3MHz	16QAM	23025	1RB#14	24.36	25.00
Band12	3MHz	16QAM	23025	8RB#0	23.70	24.00
Band12	3MHz	16QAM	23025	8RB#4	23.59	24.00
Band12	3MHz	16QAM	23025	8RB#7	24.15	25.00
Band12	3MHz	16QAM	23025	15RB#0	23.50	24.00
Band12	3MHz	QPSK	23095	1RB#0	24.90	25.00
Band12	3MHz	QPSK	23095	1RB#8	24.47	25.00
Band12	3MHz	QPSK	23095	1RB#14	24.53	25.00
Band12	3MHz	QPSK	23095	8RB#0	24.84	25.00
Band12	3MHz	QPSK	23095	8RB#4	24.63	25.00

Shenzhen LCS Compliance Testing Laboratory Ltd.
Add: 101, 201 Bldg A & 301 Bldg C, Juji Industrial Park Yabianxueziwei, Shajing Street, Baoan District, Shenzhen, 518000, China
Tel: +(86) 0755-82591330 | E-mail: webmaster@lcs-cert.com | Web: www.lcs-cert.com
Scan code to check authenticity

Band12	3MHz	QPSK	23095	8RB#7	24.55	25.00
Band12	3MHz	QPSK	23095	15RB#0	24.71	25.00
Band12	3MHz	16QAM	23095	1RB#0	24.83	25.00
Band12	3MHz	16QAM	23095	1RB#8	24.69	25.00
Band12	3MHz	16QAM	23095	1RB#14	24.57	25.00
Band12	3MHz	16QAM	23095	8RB#0	23.52	24.00
Band12	3MHz	16QAM	23095	8RB#4	23.53	24.00
Band12	3MHz	16QAM	23095	8RB#7	23.50	24.00
Band12	3MHz	16QAM	23095	15RB#0	23.37	24.00
Band12	3MHz	QPSK	23165	1RB#0	24.25	25.00
Band12	3MHz	QPSK	23165	1RB#8	24.26	25.00
Band12	3MHz	QPSK	23165	1RB#14	24.09	25.00
Band12	3MHz	QPSK	23165	8RB#0	24.19	25.00
Band12	3MHz	QPSK	23165	8RB#4	24.23	25.00
Band12	3MHz	QPSK	23165	8RB#7	24.04	25.00
Band12	3MHz	QPSK	23165	15RB#0	24.19	25.00
Band12	3MHz	16QAM	23165	1RB#0	23.60	24.00
Band12	3MHz	16QAM	23165	1RB#8	24.52	25.00
Band12	3MHz	16QAM	23165	1RB#14	23.41	24.00
Band12	3MHz	16QAM	23165	8RB#0	22.92	23.00
Band12	3MHz	16QAM	23165	8RB#4	22.53	23.00
Band12	3MHz	16QAM	23165	8RB#7	22.70	23.00
Band12	3MHz	16QAM	23165	15RB#0	22.63	23.00
Band12	5MHz	QPSK	23035	1RB#0	25.03	26.00
Band12	5MHz	QPSK	23035	1RB#12	25.04	26.00
Band12	5MHz	QPSK	23035	1RB#24	24.84	25.00
Band12	5MHz	QPSK	23035	12RB#0	24.97	25.00
Band12	5MHz	QPSK	23035	12RB#6	25.28	26.00
Band12	5MHz	QPSK	23035	12RB#13	25.18	26.00
Band12	5MHz	QPSK	23035	25RB#0	25.18	26.00
Band12	5MHz	16QAM	23035	1RB#0	24.71	25.00
Band12	5MHz	16QAM	23035	1RB#12	25.06	26.00
Band12	5MHz	16QAM	23035	1RB#24	24.50	25.00
Band12	5MHz	16QAM	23035	12RB#0	23.59	24.00
Band12	5MHz	16QAM	23035	12RB#6	24.01	25.00
Band12	5MHz	16QAM	23035	12RB#13	24.09	25.00
Band12	5MHz	16QAM	23035	25RB#0	23.91	24.00
Band12	5MHz	QPSK	23095	1RB#0	24.93	25.00
Band12	5MHz	QPSK	23095	1RB#12	24.80	25.00
Band12	5MHz	QPSK	23095	1RB#24	24.72	25.00
Band12	5MHz	QPSK	23095	12RB#0	24.87	25.00
Band12	5MHz	QPSK	23095	12RB#6	24.63	25.00
Band12	5MHz	QPSK	23095	12RB#13	24.64	25.00
Band12	5MHz	QPSK	23095	25RB#0	24.70	25.00
Band12	5MHz	16QAM	23095	1RB#0	24.27	25.00
Band12	5MHz	16QAM	23095	1RB#12	23.65	24.00
Band12	5MHz	16QAM	23095	1RB#24	24.12	25.00
Band12	5MHz	16QAM	23095	12RB#0	23.34	24.00
Band12	5MHz	16QAM	23095	12RB#6	23.29	24.00
Band12	5MHz	16QAM	23095	12RB#13	23.37	24.00
Band12	5MHz	16QAM	23095	25RB#0	23.34	24.00
Band12	5MHz	QPSK	23155	1RB#0	24.33	25.00
Band12	5MHz	QPSK	23155	1RB#12	24.07	25.00
Band12	5MHz	QPSK	23155	1RB#24	24.08	25.00
Band12	5MHz	QPSK	23155	12RB#0	24.36	25.00
Band12	5MHz	QPSK	23155	12RB#6	24.23	25.00
Band12	5MHz	QPSK	23155	12RB#13	24.20	25.00
Band12	5MHz	QPSK	23155	25RB#0	24.23	25.00
Band12	5MHz	16QAM	23155	1RB#0	23.24	24.00
Band12	5MHz	16QAM	23155	1RB#12	23.61	24.00
Band12	5MHz	16QAM	23155	1RB#24	22.89	23.00
Band12	5MHz	16QAM	23155	12RB#0	22.87	23.00
Band12	5MHz	16QAM	23155	12RB#6	22.66	23.00
Band12	5MHz	16QAM	23155	12RB#13	22.61	23.00
Band12	5MHz	16QAM	23155	25RB#0	22.82	23.00

Shenzhen LCS Compliance Testing Laboratory Ltd.
Add: 101, 201 Bldg A & 301 Bldg C, Juji Industrial Park Yabianxueziwei, Shajing Street, Baoan District, Shenzhen, 518000, China
Tel: +(86) 0755-82591330 | E-mail: webmaster@lcs-cert.com | Web: www.lcs-cert.com
Scan code to check authenticity

Band12	10MHz	QPSK	23060	1RB#0	25.01	26.00
Band12	10MHz	QPSK	23060	1RB#24	25.10	26.00
Band12	10MHz	QPSK	23060	1RB#49	24.55	25.00
Band12	10MHz	QPSK	23060	25RB#0	25.31	26.00
Band12	10MHz	QPSK	23060	25RB#12	24.88	25.00
Band12	10MHz	QPSK	23060	25RB#25	24.95	25.00
Band12	10MHz	QPSK	23060	50RB#0	24.94	25.00
Band12	10MHz	16QAM	23060	1RB#0	24.34	25.00
Band12	10MHz	16QAM	23060	1RB#24	25.23	26.00
Band12	10MHz	16QAM	23060	1RB#49	23.83	24.00
Band12	10MHz	16QAM	23060	25RB#0	24.18	25.00
Band12	10MHz	16QAM	23060	25RB#12	23.55	24.00
Band12	10MHz	16QAM	23060	25RB#25	23.54	24.00
Band12	10MHz	16QAM	23060	50RB#0	23.41	24.00
Band12	10MHz	QPSK	23095	1RB#0	25.27	26.00
Band12	10MHz	QPSK	23095	1RB#24	24.58	25.00
Band12	10MHz	QPSK	23095	1RB#49	24.53	25.00
Band12	10MHz	QPSK	23095	25RB#0	24.88	25.00
Band12	10MHz	QPSK	23095	25RB#12	24.70	25.00
Band12	10MHz	QPSK	23095	25RB#25	24.66	25.00
Band12	10MHz	QPSK	23095	50RB#0	24.69	25.00
Band12	10MHz	16QAM	23095	1RB#0	24.36	25.00
Band12	10MHz	16QAM	23095	1RB#24	24.18	25.00
Band12	10MHz	16QAM	23095	1RB#49	23.70	24.00
Band12	10MHz	16QAM	23095	25RB#0	23.52	24.00
Band12	10MHz	16QAM	23095	25RB#12	23.46	24.00
Band12	10MHz	16QAM	23095	25RB#25	23.43	24.00
Band12	10MHz	16QAM	23095	50RB#0	23.48	24.00
Band12	10MHz	QPSK	23130	1RB#0	24.88	25.00
Band12	10MHz	QPSK	23130	1RB#24	24.78	25.00
Band12	10MHz	QPSK	23130	1RB#49	24.08	25.00
Band12	10MHz	QPSK	23130	25RB#0	24.68	25.00
Band12	10MHz	QPSK	23130	25RB#12	24.62	25.00
Band12	10MHz	QPSK	23130	25RB#25	24.32	25.00
Band12	10MHz	QPSK	23130	50RB#0	24.66	25.00
Band12	10MHz	16QAM	23130	1RB#0	24.03	25.00
Band12	10MHz	16QAM	23130	1RB#24	24.92	25.00
Band12	10MHz	16QAM	23130	1RB#49	23.22	24.00
Band12	10MHz	16QAM	23130	25RB#0	23.35	24.00
Band12	10MHz	16QAM	23130	25RB#12	23.28	24.00
Band12	10MHz	16QAM	23130	25RB#25	22.68	23.00
Band12	10MHz	16QAM	23130	50RB#0	23.40	24.00

Shenzhen LCS Compliance Testing Laboratory Ltd.
Add: 101, 201 Bldg A & 301 Bldg C, Juji Industrial Park Yabianxueziwei, Shajing Street, Baoan District, Shenzhen, 518000, China
Tel: +(86) 0755-82591330 | E-mail: webmaster@lcs-cert.com | Web: www.lcs-cert.com
Scan code to check authenticity

7.1.11. Conducted Power Measurement Results(LTE Band 17)

Band	Bandwidth	Modulation	Channel	RB Configuration	Power(dBm)	Tune Up (dBm)
Band17	5MHz	QPSK	23755	1RB#0	24.84	25.00
Band17	5MHz	QPSK	23755	1RB#12	24.72	25.00
Band17	5MHz	QPSK	23755	1RB#24	24.47	25.00
Band17	5MHz	QPSK	23755	12RB#0	24.85	25.00
Band17	5MHz	QPSK	23755	12RB#6	24.94	25.00
Band17	5MHz	QPSK	23755	12RB#13	24.72	25.00
Band17	5MHz	QPSK	23755	25RB#0	24.84	25.00
Band17	5MHz	16QAM	23755	1RB#0	24.18	25.00
Band17	5MHz	16QAM	23755	1RB#12	24.83	25.00
Band17	5MHz	16QAM	23755	1RB#24	24.12	25.00
Band17	5MHz	16QAM	23755	12RB#0	23.50	24.00
Band17	5MHz	16QAM	23755	12RB#6	23.39	24.00
Band17	5MHz	16QAM	23755	12RB#13	23.46	24.00
Band17	5MHz	16QAM	23755	25RB#0	23.39	24.00
Band17	5MHz	QPSK	23790	1RB#0	24.68	25.00
Band17	5MHz	QPSK	23790	1RB#12	24.68	25.00
Band17	5MHz	QPSK	23790	1RB#24	24.45	25.00
Band17	5MHz	QPSK	23790	12RB#0	24.66	25.00
Band17	5MHz	QPSK	23790	12RB#6	24.59	25.00
Band17	5MHz	QPSK	23790	12RB#13	24.32	25.00
Band17	5MHz	QPSK	23790	25RB#0	24.61	25.00
Band17	5MHz	16QAM	23790	1RB#0	23.81	24.00
Band17	5MHz	16QAM	23790	1RB#12	24.34	25.00
Band17	5MHz	16QAM	23790	1RB#24	23.38	24.00
Band17	5MHz	16QAM	23790	12RB#0	23.21	24.00
Band17	5MHz	16QAM	23790	12RB#6	23.25	24.00
Band17	5MHz	16QAM	23790	12RB#13	22.85	23.00
Band17	5MHz	16QAM	23790	25RB#0	23.33	24.00
Band17	5MHz	QPSK	23825	1RB#0	24.38	25.00
Band17	5MHz	QPSK	23825	1RB#12	24.06	25.00
Band17	5MHz	QPSK	23825	1RB#24	24.11	25.00
Band17	5MHz	QPSK	23825	12RB#0	24.41	25.00
Band17	5MHz	QPSK	23825	12RB#6	24.19	25.00
Band17	5MHz	QPSK	23825	12RB#13	24.22	25.00
Band17	5MHz	QPSK	23825	25RB#0	24.24	25.00
Band17	5MHz	16QAM	23825	1RB#0	23.23	24.00
Band17	5MHz	16QAM	23825	1RB#12	23.63	24.00
Band17	5MHz	16QAM	23825	1RB#24	22.92	23.00
Band17	5MHz	16QAM	23825	12RB#0	22.90	23.00
Band17	5MHz	16QAM	23825	12RB#6	22.67	23.00
Band17	5MHz	16QAM	23825	12RB#13	22.66	23.00
Band17	5MHz	16QAM	23825	25RB#0	22.79	23.00
Band17	10MHz	QPSK	23780	1RB#0	24.80	25.00
Band17	10MHz	QPSK	23780	1RB#24	24.77	25.00
Band17	10MHz	QPSK	23780	1RB#49	24.09	25.00
Band17	10MHz	QPSK	23780	25RB#0	24.92	25.00
Band17	10MHz	QPSK	23780	25RB#12	24.60	25.00
Band17	10MHz	QPSK	23780	25RB#25	24.45	25.00
Band17	10MHz	QPSK	23780	50RB#0	24.68	25.00
Band17	10MHz	16QAM	23780	1RB#0	24.17	25.00
Band17	10MHz	16QAM	23780	1RB#24	24.75	25.00
Band17	10MHz	16QAM	23780	1RB#49	23.53	24.00
Band17	10MHz	16QAM	23780	25RB#0	23.52	24.00
Band17	10MHz	16QAM	23780	25RB#12	23.50	24.00
Band17	10MHz	16QAM	23780	25RB#25	23.14	24.00
Band17	10MHz	16QAM	23780	50RB#0	23.39	24.00
Band17	10MHz	QPSK	23790	1RB#0	25.03	26.00
Band17	10MHz	QPSK	23790	1RB#24	24.59	25.00
Band17	10MHz	QPSK	23790	1RB#49	24.36	25.00
Band17	10MHz	QPSK	23790	25RB#0	24.62	25.00
Band17	10MHz	QPSK	23790	25RB#12	24.56	25.00

Shenzhen LCS Compliance Testing Laboratory Ltd.
Add: 101, 201 Bldg A & 301 Bldg C, Juji Industrial Park Yabianxueziwei, Shajing Street, Baoan District, Shenzhen, 518000, China
Tel: +(86) 0755-82591330 | E-mail: webmaster@lcs-cert.com | Web: www.lcs-cert.com
Scan code to check authenticity

Band17	10MHz	QPSK	23790	25RB#25	24.31	25.00
Band17	10MHz	QPSK	23790	50RB#0	24.61	25.00
Band17	10MHz	16QAM	23790	1RB#0	24.13	25.00
Band17	10MHz	16QAM	23790	1RB#24	24.37	25.00
Band17	10MHz	16QAM	23790	1RB#49	23.48	24.00
Band17	10MHz	16QAM	23790	25RB#0	23.46	24.00
Band17	10MHz	16QAM	23790	25RB#12	23.33	24.00
Band17	10MHz	16QAM	23790	25RB#25	23.07	24.00
Band17	10MHz	16QAM	23790	50RB#0	23.35	24.00
Band17	10MHz	QPSK	23800	1RB#0	24.82	25.00
Band17	10MHz	QPSK	23800	1RB#24	24.74	25.00
Band17	10MHz	QPSK	23800	1RB#49	24.09	25.00
Band17	10MHz	QPSK	23800	25RB#0	24.69	25.00
Band17	10MHz	QPSK	23800	25RB#12	24.64	25.00
Band17	10MHz	QPSK	23800	25RB#25	24.28	25.00
Band17	10MHz	QPSK	23800	50RB#0	24.69	25.00
Band17	10MHz	16QAM	23800	1RB#0	24.11	25.00
Band17	10MHz	16QAM	23800	1RB#24	24.91	25.00
Band17	10MHz	16QAM	23800	1RB#49	23.23	24.00
Band17	10MHz	16QAM	23800	25RB#0	23.37	24.00
Band17	10MHz	16QAM	23800	25RB#12	23.33	24.00
Band17	10MHz	16QAM	23800	25RB#25	22.64	23.00
Band17	10MHz	16QAM	23800	50RB#0	23.43	24.00

Shenzhen LCS Compliance Testing Laboratory Ltd.
Add: 101, 201 Bldg A & 301 Bldg C, Juji Industrial Park Yabianxueziwei, Shajing Street, Baoan District, Shenzhen, 518000, China
Tel: +(86) 0755-82591330 | E-mail: webmaster@lcs-cert.com | Web: www.lcs-cert.com
Scan code to check authenticity

7.1.12. Conducted Power Measurement Results(LTE Band 25)

Band	Bandwidth	Modulation	Channel	RB Configuration	Power(dBm)	Tune Up (dBm)
Band25	1.4MHz	QPSK	26047	1RB#0	24.93	25.00
Band25	1.4MHz	QPSK	26047	1RB#2	25.14	26.00
Band25	1.4MHz	QPSK	26047	1RB#5	25.01	26.00
Band25	1.4MHz	QPSK	26047	3RB#0	25.15	26.00
Band25	1.4MHz	QPSK	26047	3RB#1	25.09	26.00
Band25	1.4MHz	QPSK	26047	3RB#3	25.06	26.00
Band25	1.4MHz	QPSK	26047	6RB#0	24.49	25.00
Band25	1.4MHz	16QAM	26047	1RB#0	23.62	24.00
Band25	1.4MHz	16QAM	26047	1RB#2	24.33	25.00
Band25	1.4MHz	16QAM	26047	1RB#5	23.61	24.00
Band25	1.4MHz	16QAM	26047	3RB#0	23.95	24.00
Band25	1.4MHz	16QAM	26047	3RB#1	23.77	24.00
Band25	1.4MHz	16QAM	26047	3RB#3	23.79	24.00
Band25	1.4MHz	16QAM	26047	6RB#0	22.94	23.00
Band25	1.4MHz	QPSK	26365	1RB#0	24.76	25.00
Band25	1.4MHz	QPSK	26365	1RB#2	25.19	26.00
Band25	1.4MHz	QPSK	26365	1RB#5	25.03	26.00
Band25	1.4MHz	QPSK	26365	3RB#0	25.17	26.00
Band25	1.4MHz	QPSK	26365	3RB#1	25.20	26.00
Band25	1.4MHz	QPSK	26365	3RB#3	25.17	26.00
Band25	1.4MHz	QPSK	26365	6RB#0	24.64	25.00
Band25	1.4MHz	16QAM	26365	1RB#0	24.11	25.00
Band25	1.4MHz	16QAM	26365	1RB#2	23.73	24.00
Band25	1.4MHz	16QAM	26365	1RB#5	24.17	25.00
Band25	1.4MHz	16QAM	26365	3RB#0	23.88	24.00
Band25	1.4MHz	16QAM	26365	3RB#1	23.93	24.00
Band25	1.4MHz	16QAM	26365	3RB#3	23.94	24.00
Band25	1.4MHz	16QAM	26365	6RB#0	23.24	24.00
Band25	1.4MHz	QPSK	26683	1RB#0	23.96	24.00
Band25	1.4MHz	QPSK	26683	1RB#2	23.96	24.00
Band25	1.4MHz	QPSK	26683	1RB#5	23.77	24.00
Band25	1.4MHz	QPSK	26683	3RB#0	24.11	25.00
Band25	1.4MHz	QPSK	26683	3RB#1	23.83	24.00
Band25	1.4MHz	QPSK	26683	3RB#3	23.86	24.00
Band25	1.4MHz	QPSK	26683	6RB#0	23.20	24.00
Band25	1.4MHz	16QAM	26683	1RB#0	23.80	24.00
Band25	1.4MHz	16QAM	26683	1RB#2	23.72	24.00
Band25	1.4MHz	16QAM	26683	1RB#5	22.93	23.00
Band25	1.4MHz	16QAM	26683	3RB#0	22.53	23.00
Band25	1.4MHz	16QAM	26683	3RB#1	22.78	23.00
Band25	1.4MHz	16QAM	26683	3RB#3	22.31	23.00
Band25	1.4MHz	16QAM	26683	6RB#0	21.76	22.00
Band25	3MHz	QPSK	26055	1RB#0	25.02	26.00
Band25	3MHz	QPSK	26055	1RB#8	25.12	26.00
Band25	3MHz	QPSK	26055	1RB#14	25.03	26.00
Band25	3MHz	QPSK	26055	8RB#0	24.54	25.00
Band25	3MHz	QPSK	26055	8RB#4	24.41	25.00
Band25	3MHz	QPSK	26055	8RB#7	24.40	25.00
Band25	3MHz	QPSK	26055	15RB#0	24.60	25.00
Band25	3MHz	16QAM	26055	1RB#0	23.64	24.00
Band25	3MHz	16QAM	26055	1RB#8	24.29	25.00
Band25	3MHz	16QAM	26055	1RB#14	23.54	24.00
Band25	3MHz	16QAM	26055	8RB#0	23.10	24.00
Band25	3MHz	16QAM	26055	8RB#4	23.02	24.00
Band25	3MHz	16QAM	26055	8RB#7	23.09	24.00
Band25	3MHz	16QAM	26055	15RB#0	22.88	23.00
Band25	3MHz	QPSK	26365	1RB#0	24.86	25.00
Band25	3MHz	QPSK	26365	1RB#8	25.16	26.00
Band25	3MHz	QPSK	26365	1RB#14	24.99	25.00
Band25	3MHz	QPSK	26365	8RB#0	24.40	25.00
Band25	3MHz	QPSK	26365	8RB#4	24.69	25.00

Shenzhen LCS Compliance Testing Laboratory Ltd.
Add: 101, 201 Bldg A & 301 Bldg C, Juji Industrial Park Yabianxueziwei, Shajing Street, Baoan District, Shenzhen, 518000, China
Tel: +(86) 0755-82591330 | E-mail: webmaster@lcs-cert.com | Web: www.lcs-cert.com
Scan code to check authenticity

Band25	3MHz	QPSK	26365	8RB#7	24.66	25.00
Band25	3MHz	QPSK	26365	15RB#0	24.71	25.00
Band25	3MHz	16QAM	26365	1RB#0	24.19	25.00
Band25	3MHz	16QAM	26365	1RB#8	24.23	25.00
Band25	3MHz	16QAM	26365	1RB#14	24.39	25.00
Band25	3MHz	16QAM	26365	8RB#0	23.41	24.00
Band25	3MHz	16QAM	26365	8RB#4	23.06	24.00
Band25	3MHz	16QAM	26365	8RB#7	23.26	24.00
Band25	3MHz	16QAM	26365	15RB#0	23.13	24.00
Band25	3MHz	QPSK	26675	1RB#0	24.03	25.00
Band25	3MHz	QPSK	26675	1RB#8	24.26	25.00
Band25	3MHz	QPSK	26675	1RB#14	23.81	24.00
Band25	3MHz	QPSK	26675	8RB#0	23.55	24.00
Band25	3MHz	QPSK	26675	8RB#4	23.58	24.00
Band25	3MHz	QPSK	26675	8RB#7	23.30	24.00
Band25	3MHz	QPSK	26675	15RB#0	23.56	24.00
Band25	3MHz	16QAM	26675	1RB#0	23.03	24.00
Band25	3MHz	16QAM	26675	1RB#8	23.93	24.00
Band25	3MHz	16QAM	26675	1RB#14	22.71	23.00
Band25	3MHz	16QAM	26675	8RB#0	22.25	23.00
Band25	3MHz	16QAM	26675	8RB#4	21.94	22.00
Band25	3MHz	16QAM	26675	8RB#7	21.84	22.00
Band25	3MHz	16QAM	26675	15RB#0	22.04	23.00
Band25	5MHz	QPSK	26065	1RB#0	25.00	26.00
Band25	5MHz	QPSK	26065	1RB#12	24.90	25.00
Band25	5MHz	QPSK	26065	1RB#24	24.91	25.00
Band25	5MHz	QPSK	26065	12RB#0	24.58	25.00
Band25	5MHz	QPSK	26065	12RB#6	24.45	25.00
Band25	5MHz	QPSK	26065	12RB#13	24.57	25.00
Band25	5MHz	QPSK	26065	25RB#0	24.46	25.00
Band25	5MHz	16QAM	26065	1RB#0	23.88	24.00
Band25	5MHz	16QAM	26065	1RB#12	24.47	25.00
Band25	5MHz	16QAM	26065	1RB#24	24.19	25.00
Band25	5MHz	16QAM	26065	12RB#0	23.11	24.00
Band25	5MHz	16QAM	26065	12RB#6	23.03	24.00
Band25	5MHz	16QAM	26065	12RB#13	23.07	24.00
Band25	5MHz	16QAM	26065	25RB#0	23.01	24.00
Band25	5MHz	QPSK	26365	1RB#0	25.08	26.00
Band25	5MHz	QPSK	26365	1RB#12	25.29	26.00
Band25	5MHz	QPSK	26365	1RB#24	25.26	26.00
Band25	5MHz	QPSK	26365	12RB#0	24.32	25.00
Band25	5MHz	QPSK	26365	12RB#6	24.57	25.00
Band25	5MHz	QPSK	26365	12RB#13	24.67	25.00
Band25	5MHz	QPSK	26365	25RB#0	24.58	25.00
Band25	5MHz	16QAM	26365	1RB#0	23.81	24.00
Band25	5MHz	16QAM	26365	1RB#12	23.73	24.00
Band25	5MHz	16QAM	26365	1RB#24	24.09	25.00
Band25	5MHz	16QAM	26365	12RB#0	23.30	24.00
Band25	5MHz	16QAM	26365	12RB#6	23.01	24.00
Band25	5MHz	16QAM	26365	12RB#13	23.13	24.00
Band25	5MHz	16QAM	26365	25RB#0	23.19	24.00
Band25	5MHz	QPSK	26665	1RB#0	24.68	25.00
Band25	5MHz	QPSK	26665	1RB#12	23.90	24.00
Band25	5MHz	QPSK	26665	1RB#24	23.84	24.00
Band25	5MHz	QPSK	26665	12RB#0	24.33	25.00
Band25	5MHz	QPSK	26665	12RB#6	23.50	24.00
Band25	5MHz	QPSK	26665	12RB#13	23.62	24.00
Band25	5MHz	QPSK	26665	25RB#0	23.56	24.00
Band25	5MHz	16QAM	26665	1RB#0	23.01	24.00
Band25	5MHz	16QAM	26665	1RB#12	22.95	23.00
Band25	5MHz	16QAM	26665	1RB#24	22.04	23.00
Band25	5MHz	16QAM	26665	12RB#0	23.11	24.00
Band25	5MHz	16QAM	26665	12RB#6	22.02	23.00
Band25	5MHz	16QAM	26665	12RB#13	22.04	23.00
Band25	5MHz	16QAM	26665	25RB#0	22.09	23.00

Shenzhen LCS Compliance Testing Laboratory Ltd.
Add: 101, 201 Bldg A & 301 Bldg C, Juji Industrial Park Yabianxueziwei, Shajing Street, Baoan District, Shenzhen, 518000, China
Tel: +(86) 0755-82591330 | E-mail: webmaster@lcs-cert.com | Web: www.lcs-cert.com
Scan code to check authenticity

Band25	10MHz	QPSK	26090	1RB#0	24.99	25.00
Band25	10MHz	QPSK	26090	1RB#24	25.12	26.00
Band25	10MHz	QPSK	26090	1RB#49	25.02	26.00
Band25	10MHz	QPSK	26090	25RB#0	24.64	25.00
Band25	10MHz	QPSK	26090	25RB#12	24.59	25.00
Band25	10MHz	QPSK	26090	25RB#25	24.65	25.00
Band25	10MHz	QPSK	26090	50RB#0	24.62	25.00
Band25	10MHz	16QAM	26090	1RB#0	23.61	24.00
Band25	10MHz	16QAM	26090	1RB#24	24.31	25.00
Band25	10MHz	16QAM	26090	1RB#49	23.66	24.00
Band25	10MHz	16QAM	26090	25RB#0	23.04	24.00
Band25	10MHz	16QAM	26090	25RB#12	23.15	24.00
Band25	10MHz	16QAM	26090	25RB#25	23.13	24.00
Band25	10MHz	16QAM	26090	50RB#0	23.05	24.00
Band25	10MHz	QPSK	26365	1RB#0	24.86	25.00
Band25	10MHz	QPSK	26365	1RB#24	25.09	26.00
Band25	10MHz	QPSK	26365	1RB#49	25.09	26.00
Band25	10MHz	QPSK	26365	25RB#0	24.37	25.00
Band25	10MHz	QPSK	26365	25RB#12	24.67	25.00
Band25	10MHz	QPSK	26365	25RB#25	24.59	25.00
Band25	10MHz	QPSK	26365	50RB#0	24.57	25.00
Band25	10MHz	16QAM	26365	1RB#0	23.66	24.00
Band25	10MHz	16QAM	26365	1RB#24	24.22	25.00
Band25	10MHz	16QAM	26365	1RB#49	23.92	24.00
Band25	10MHz	16QAM	26365	25RB#0	23.39	24.00
Band25	10MHz	16QAM	26365	25RB#12	23.16	24.00
Band25	10MHz	16QAM	26365	25RB#25	23.15	24.00
Band25	10MHz	16QAM	26365	50RB#0	23.25	24.00
Band25	10MHz	QPSK	26640	1RB#0	24.83	25.00
Band25	10MHz	QPSK	26640	1RB#24	25.20	26.00
Band25	10MHz	QPSK	26640	1RB#49	23.75	24.00
Band25	10MHz	QPSK	26640	25RB#0	24.38	25.00
Band25	10MHz	QPSK	26640	25RB#12	24.54	25.00
Band25	10MHz	QPSK	26640	25RB#25	23.51	24.00
Band25	10MHz	QPSK	26640	50RB#0	24.59	25.00
Band25	10MHz	16QAM	26640	1RB#0	23.91	24.00
Band25	10MHz	16QAM	26640	1RB#24	24.80	25.00
Band25	10MHz	16QAM	26640	1RB#49	22.55	23.00
Band25	10MHz	16QAM	26640	25RB#0	23.30	24.00
Band25	10MHz	16QAM	26640	25RB#12	23.03	24.00
Band25	10MHz	16QAM	26640	25RB#25	21.93	22.00
Band25	10MHz	16QAM	26640	50RB#0	23.16	24.00
Band25	15MHz	QPSK	26115	1RB#0	24.94	25.00
Band25	15MHz	QPSK	26115	1RB#38	25.27	26.00
Band25	15MHz	QPSK	26115	1RB#74	24.73	25.00
Band25	15MHz	QPSK	26115	38RB#0	24.59	25.00
Band25	15MHz	QPSK	26115	38RB#18	24.49	25.00
Band25	15MHz	QPSK	26115	38RB#37	24.52	25.00
Band25	15MHz	QPSK	26115	75RB#0	24.43	25.00
Band25	15MHz	16QAM	26115	1RB#0	24.13	25.00
Band25	15MHz	16QAM	26115	1RB#38	24.85	25.00
Band25	15MHz	16QAM	26115	1RB#74	23.89	24.00
Band25	15MHz	16QAM	26115	38RB#0	22.94	23.00
Band25	15MHz	16QAM	26115	38RB#18	23.04	24.00
Band25	15MHz	16QAM	26115	38RB#37	23.33	24.00
Band25	15MHz	16QAM	26115	75RB#0	23.00	24.00
Band25	15MHz	QPSK	26365	1RB#0	24.95	25.00
Band25	15MHz	QPSK	26365	1RB#38	25.16	26.00
Band25	15MHz	QPSK	26365	1RB#74	25.03	26.00
Band25	15MHz	QPSK	26365	38RB#0	24.22	25.00
Band25	15MHz	QPSK	26365	38RB#18	24.69	25.00
Band25	15MHz	QPSK	26365	38RB#37	24.60	25.00
Band25	15MHz	QPSK	26365	75RB#0	24.57	25.00
Band25	15MHz	16QAM	26365	1RB#0	23.63	24.00
Band25	15MHz	16QAM	26365	1RB#38	24.26	25.00

Shenzhen LCS Compliance Testing Laboratory Ltd.
Add: 101, 201 Bldg A & 301 Bldg C, Juji Industrial Park Yabianxueziwei, Shajing Street, Baoan District, Shenzhen, 518000, China
Tel: +(86) 0755-82591330 | E-mail: webmaster@lcs-cert.com | Web: www.lcs-cert.com
Scan code to check authenticity

Band25	15MHz	16QAM	26365	1RB#74	23.83	24.00
Band25	15MHz	16QAM	26365	38RB#0	22.73	23.00
Band25	15MHz	16QAM	26365	38RB#18	23.12	24.00
Band25	15MHz	16QAM	26365	38RB#37	23.12	24.00
Band25	15MHz	16QAM	26365	75RB#0	23.14	24.00
Band25	15MHz	QPSK	26615	1RB#0	24.60	25.00
Band25	15MHz	QPSK	26615	1RB#38	25.03	26.00
Band25	15MHz	QPSK	26615	1RB#74	23.83	24.00
Band25	15MHz	QPSK	26615	38RB#0	24.46	25.00
Band25	15MHz	QPSK	26615	38RB#18	24.52	25.00
Band25	15MHz	QPSK	26615	38RB#37	24.30	25.00
Band25	15MHz	QPSK	26615	75RB#0	24.35	25.00
Band25	15MHz	16QAM	26615	1RB#0	23.47	24.00
Band25	15MHz	16QAM	26615	1RB#38	24.65	25.00
Band25	15MHz	16QAM	26615	1RB#74	22.83	23.00
Band25	15MHz	16QAM	26615	38RB#0	22.75	23.00
Band25	15MHz	16QAM	26615	38RB#18	23.30	24.00
Band25	15MHz	16QAM	26615	38RB#37	23.04	24.00
Band25	15MHz	16QAM	26615	75RB#0	23.32	24.00
Band25	20MHz	QPSK	26140	1RB#0	25.14	26.00
Band25	20MHz	QPSK	26140	1RB#49	25.11	26.00
Band25	20MHz	QPSK	26140	1RB#99	25.10	26.00
Band25	20MHz	QPSK	26140	50RB#0	24.64	25.00
Band25	20MHz	QPSK	26140	50RB#25	24.52	25.00
Band25	20MHz	QPSK	26140	50RB#50	24.46	25.00
Band25	20MHz	QPSK	26140	100RB#0	24.63	25.00
Band25	20MHz	16QAM	26140	1RB#0	24.36	25.00
Band25	20MHz	16QAM	26140	1RB#49	24.09	25.00
Band25	20MHz	16QAM	26140	1RB#99	24.33	25.00
Band25	20MHz	16QAM	26140	50RB#0	23.01	24.00
Band25	20MHz	16QAM	26140	50RB#25	23.00	24.00
Band25	20MHz	16QAM	26140	50RB#50	23.37	24.00
Band25	20MHz	16QAM	26140	100RB#0	23.10	24.00
Band25	20MHz	QPSK	26365	1RB#0	24.75	25.00
Band25	20MHz	QPSK	26365	1RB#49	25.29	26.00
Band25	20MHz	QPSK	26365	1RB#99	24.99	25.00
Band25	20MHz	QPSK	26365	50RB#0	24.24	25.00
Band25	20MHz	QPSK	26365	50RB#25	24.56	25.00
Band25	20MHz	QPSK	26365	50RB#50	24.68	25.00
Band25	20MHz	QPSK	26365	100RB#0	24.56	25.00
Band25	20MHz	16QAM	26365	1RB#0	23.45	24.00
Band25	20MHz	16QAM	26365	1RB#49	23.74	24.00
Band25	20MHz	16QAM	26365	1RB#99	23.66	24.00
Band25	20MHz	16QAM	26365	50RB#0	22.95	23.00
Band25	20MHz	16QAM	26365	50RB#25	23.20	24.00
Band25	20MHz	16QAM	26365	50RB#50	23.23	24.00
Band25	20MHz	16QAM	26365	100RB#0	23.15	24.00
Band25	20MHz	QPSK	26590	1RB#0	25.00	26.00
Band25	20MHz	QPSK	26590	1RB#49	25.05	26.00
Band25	20MHz	QPSK	26590	1RB#99	24.23	25.00
Band25	20MHz	QPSK	26590	50RB#0	24.19	25.00
Band25	20MHz	QPSK	26590	50RB#25	24.34	25.00
Band25	20MHz	QPSK	26590	50RB#50	24.52	25.00
Band25	20MHz	QPSK	26590	100RB#0	24.47	25.00
Band25	20MHz	16QAM	26590	1RB#0	23.55	24.00
Band25	20MHz	16QAM	26590	1RB#49	23.83	24.00
Band25	20MHz	16QAM	26590	1RB#99	22.73	23.00
Band25	20MHz	16QAM	26590	50RB#0	22.80	23.00
Band25	20MHz	16QAM	26590	50RB#25	22.92	23.00
Band25	20MHz	16QAM	26590	50RB#50	23.12	24.00
Band25	20MHz	16QAM	26590	100RB#0	22.85	23.00

Shenzhen LCS Compliance Testing Laboratory Ltd.
Add: 101, 201 Bldg A & 301 Bldg C, Juji Industrial Park Yabianxueziwei, Shajing Street, Baoan District, Shenzhen, 518000, China
Tel: +(86) 0755-82591330 | E-mail: webmaster@lcs-cert.com | Web: www.lcs-cert.com
Scan code to check authenticity

7.1.13. Conducted Power Measurement Results(LTE Band 26)

Band	Bandwidth	Modulation	Channel	RB Configuration	Power(dBm)	Tune Up (dBm)
Band26(814-824)	1.4MHz	QPSK	26697	1RB#0	24.67	25.00
Band26(814-824)	1.4MHz	QPSK	26697	1RB#2	24.74	25.00
Band26(814-824)	1.4MHz	QPSK	26697	1RB#5	24.69	25.00
Band26(814-824)	1.4MHz	QPSK	26697	3RB#0	24.37	25.00
Band26(814-824)	1.4MHz	QPSK	26697	3RB#1	24.36	25.00
Band26(814-824)	1.4MHz	QPSK	26697	3RB#3	24.30	25.00
Band26(814-824)	1.4MHz	QPSK	26697	6RB#0	24.29	25.00
Band26(814-824)	1.4MHz	16QAM	26697	1RB#0	24.59	25.00
Band26(814-824)	1.4MHz	16QAM	26697	1RB#2	25.26	26.00
Band26(814-824)	1.4MHz	16QAM	26697	1RB#5	24.62	25.00
Band26(814-824)	1.4MHz	16QAM	26697	3RB#0	23.72	24.00
Band26(814-824)	1.4MHz	16QAM	26697	3RB#1	23.56	24.00
Band26(814-824)	1.4MHz	16QAM	26697	3RB#3	23.39	24.00
Band26(814-824)	1.4MHz	16QAM	26697	6RB#0	23.01	24.00
Band26(814-824)	1.4MHz	QPSK	26740	1RB#0	24.69	25.00
Band26(814-824)	1.4MHz	QPSK	26740	1RB#2	24.44	25.00
Band26(814-824)	1.4MHz	QPSK	26740	1RB#5	24.75	25.00
Band26(814-824)	1.4MHz	QPSK	26740	3RB#0	24.20	25.00
Band26(814-824)	1.4MHz	QPSK	26740	3RB#1	24.16	25.00
Band26(814-824)	1.4MHz	QPSK	26740	3RB#3	24.19	25.00
Band26(814-824)	1.4MHz	QPSK	26740	6RB#0	24.14	25.00
Band26(814-824)	1.4MHz	16QAM	26740	1RB#0	25.15	26.00
Band26(814-824)	1.4MHz	16QAM	26740	1RB#2	24.60	25.00
Band26(814-824)	1.4MHz	16QAM	26740	1RB#5	24.70	25.00
Band26(814-824)	1.4MHz	16QAM	26740	3RB#0	23.58	24.00
Band26(814-824)	1.4MHz	16QAM	26740	3RB#1	23.38	24.00
Band26(814-824)	1.4MHz	16QAM	26740	3RB#3	23.48	24.00
Band26(814-824)	1.4MHz	16QAM	26740	6RB#0	22.80	23.00
Band26(814-824)	1.4MHz	QPSK	26783	1RB#0	24.60	25.00
Band26(814-824)	1.4MHz	QPSK	26783	1RB#2	24.75	25.00
Band26(814-824)	1.4MHz	QPSK	26783	1RB#5	24.59	25.00
Band26(814-824)	1.4MHz	QPSK	26783	3RB#0	24.24	25.00
Band26(814-824)	1.4MHz	QPSK	26783	3RB#1	24.17	25.00
Band26(814-824)	1.4MHz	QPSK	26783	3RB#3	24.11	25.00
Band26(814-824)	1.4MHz	QPSK	26783	6RB#0	24.00	25.00
Band26(814-824)	1.4MHz	16QAM	26783	1RB#0	25.20	26.00
Band26(814-824)	1.4MHz	16QAM	26783	1RB#2	25.50	26.00
Band26(814-824)	1.4MHz	16QAM	26783	1RB#5	24.82	25.00
Band26(814-824)	1.4MHz	16QAM	26783	3RB#0	23.17	24.00
Band26(814-824)	1.4MHz	16QAM	26783	3RB#1	23.66	24.00
Band26(814-824)	1.4MHz	16QAM	26783	3RB#3	23.39	24.00
Band26(814-824)	1.4MHz	16QAM	26783	6RB#0	23.18	24.00
Band26(814-824)	3MHz	QPSK	26705	1RB#0	24.69	25.00
Band26(814-824)	3MHz	QPSK	26705	1RB#8	24.77	25.00
Band26(814-824)	3MHz	QPSK	26705	1RB#14	24.74	25.00
Band26(814-824)	3MHz	QPSK	26705	8RB#0	24.30	25.00
Band26(814-824)	3MHz	QPSK	26705	8RB#4	24.32	25.00
Band26(814-824)	3MHz	QPSK	26705	8RB#7	24.29	25.00
Band26(814-824)	3MHz	QPSK	26705	15RB#0	24.32	25.00
Band26(814-824)	3MHz	16QAM	26705	1RB#0	24.63	25.00
Band26(814-824)	3MHz	16QAM	26705	1RB#8	25.26	26.00
Band26(814-824)	3MHz	16QAM	26705	1RB#14	24.46	25.00
Band26(814-824)	3MHz	16QAM	26705	8RB#0	23.13	24.00
Band26(814-824)	3MHz	16QAM	26705	8RB#4	22.99	23.00
Band26(814-824)	3MHz	16QAM	26705	8RB#7	22.95	23.00
Band26(814-824)	3MHz	16QAM	26705	15RB#0	22.91	23.00
Band26(814-824)	3MHz	QPSK	26740	1RB#0	24.74	25.00
Band26(814-824)	3MHz	QPSK	26740	1RB#8	24.46	25.00
Band26(814-824)	3MHz	QPSK	26740	1RB#14	24.71	25.00
Band26(814-824)	3MHz	QPSK	26740	8RB#0	24.17	25.00
Band26(814-824)	3MHz	QPSK	26740	8RB#4	23.96	24.00

Shenzhen LCS Compliance Testing Laboratory Ltd.
Add: 101, 201 Bldg A & 301 Bldg C, Juji Industrial Park Yabianxueziwei, Shajing Street, Baoan District, Shenzhen, 518000, China
Tel: +(86) 0755-82591330 | E-mail: webmaster@lcs-cert.com | Web: www.lcs-cert.com
Scan code to check authenticity

Band26(814-824)	3MHz	QPSK	26740	8RB#7	24.04	25.00
Band26(814-824)	3MHz	QPSK	26740	15RB#0	23.95	24.00
Band26(814-824)	3MHz	16QAM	26740	1RB#0	25.31	26.00
Band26(814-824)	3MHz	16QAM	26740	1RB#8	25.25	26.00
Band26(814-824)	3MHz	16QAM	26740	1RB#14	25.22	26.00
Band26(814-824)	3MHz	16QAM	26740	8RB#0	22.68	23.00
Band26(814-824)	3MHz	16QAM	26740	8RB#4	22.80	23.00
Band26(814-824)	3MHz	16QAM	26740	8RB#7	22.66	23.00
Band26(814-824)	3MHz	16QAM	26740	15RB#0	22.66	23.00
Band26(814-824)	3MHz	QPSK	26775	1RB#0	24.64	25.00
Band26(814-824)	3MHz	QPSK	26775	1RB#8	24.83	25.00
Band26(814-824)	3MHz	QPSK	26775	1RB#14	24.60	25.00
Band26(814-824)	3MHz	QPSK	26775	8RB#0	24.18	25.00
Band26(814-824)	3MHz	QPSK	26775	8RB#4	24.17	25.00
Band26(814-824)	3MHz	QPSK	26775	8RB#7	24.16	25.00
Band26(814-824)	3MHz	QPSK	26775	15RB#0	24.15	25.00
Band26(814-824)	3MHz	16QAM	26775	1RB#0	24.61	25.00
Band26(814-824)	3MHz	16QAM	26775	1RB#8	25.49	26.00
Band26(814-824)	3MHz	16QAM	26775	1RB#14	24.44	25.00
Band26(814-824)	3MHz	16QAM	26775	8RB#0	23.10	24.00
Band26(814-824)	3MHz	16QAM	26775	8RB#4	22.95	23.00
Band26(814-824)	3MHz	16QAM	26775	8RB#7	23.03	24.00
Band26(814-824)	3MHz	16QAM	26775	15RB#0	22.99	23.00
Band26(814-824)	5MHz	QPSK	26715	1RB#0	24.73	25.00
Band26(814-824)	5MHz	QPSK	26715	1RB#12	24.74	25.00
Band26(814-824)	5MHz	QPSK	26715	1RB#24	24.49	25.00
Band26(814-824)	5MHz	QPSK	26715	12RB#0	24.35	25.00
Band26(814-824)	5MHz	QPSK	26715	12RB#6	24.31	25.00
Band26(814-824)	5MHz	QPSK	26715	12RB#13	24.29	25.00
Band26(814-824)	5MHz	QPSK	26715	25RB#0	24.26	25.00
Band26(814-824)	5MHz	16QAM	26715	1RB#0	24.56	25.00
Band26(814-824)	5MHz	16QAM	26715	1RB#12	25.13	26.00
Band26(814-824)	5MHz	16QAM	26715	1RB#24	24.83	25.00
Band26(814-824)	5MHz	16QAM	26715	12RB#0	23.06	24.00
Band26(814-824)	5MHz	16QAM	26715	12RB#6	22.81	23.00
Band26(814-824)	5MHz	16QAM	26715	12RB#13	22.78	23.00
Band26(814-824)	5MHz	16QAM	26715	25RB#0	22.79	23.00
Band26(814-824)	5MHz	QPSK	26740	1RB#0	24.85	25.00
Band26(814-824)	5MHz	QPSK	26740	1RB#12	24.84	25.00
Band26(814-824)	5MHz	QPSK	26740	1RB#24	24.73	25.00
Band26(814-824)	5MHz	QPSK	26740	12RB#0	24.33	25.00
Band26(814-824)	5MHz	QPSK	26740	12RB#6	24.00	25.00
Band26(814-824)	5MHz	QPSK	26740	12RB#13	24.15	25.00
Band26(814-824)	5MHz	QPSK	26740	25RB#0	24.06	25.00
Band26(814-824)	5MHz	16QAM	26740	1RB#0	24.74	25.00
Band26(814-824)	5MHz	16QAM	26740	1RB#12	24.23	25.00
Band26(814-824)	5MHz	16QAM	26740	1RB#24	24.67	25.00
Band26(814-824)	5MHz	16QAM	26740	12RB#0	22.83	23.00
Band26(814-824)	5MHz	16QAM	26740	12RB#6	22.54	23.00
Band26(814-824)	5MHz	16QAM	26740	12RB#13	23.02	24.00
Band26(814-824)	5MHz	16QAM	26740	25RB#0	22.76	23.00
Band26(814-824)	5MHz	QPSK	26765	1RB#0	24.58	25.00
Band26(814-824)	5MHz	QPSK	26765	1RB#12	24.66	25.00
Band26(814-824)	5MHz	QPSK	26765	1RB#24	24.52	25.00
Band26(814-824)	5MHz	QPSK	26765	12RB#0	24.18	25.00
Band26(814-824)	5MHz	QPSK	26765	12RB#6	24.16	25.00
Band26(814-824)	5MHz	QPSK	26765	12RB#13	24.07	25.00
Band26(814-824)	5MHz	QPSK	26765	25RB#0	24.15	25.00
Band26(814-824)	5MHz	16QAM	26765	1RB#0	24.03	25.00
Band26(814-824)	5MHz	16QAM	26765	1RB#12	24.51	25.00
Band26(814-824)	5MHz	16QAM	26765	1RB#24	23.90	24.00
Band26(814-824)	5MHz	16QAM	26765	12RB#0	22.92	23.00
Band26(814-824)	5MHz	16QAM	26765	12RB#6	22.92	23.00
Band26(814-824)	5MHz	16QAM	26765	12RB#13	22.98	23.00
Band26(814-824)	5MHz	16QAM	26765	25RB#0	23.03	24.00

Shenzhen LCS Compliance Testing Laboratory Ltd.
Add: 101, 201 Bldg A & 301 Bldg C, Juji Industrial Park Yabianxueziwei, Shajing Street, Baoan District, Shenzhen, 518000, China
Tel: +(86) 0755-82591330 | E-mail: webmaster@lcs-cert.com | Web: www.lcs-cert.com
Scan code to check authenticity

Band26(814-824)	10MHz	QPSK	26740	1RB#0	24.72	25.00
Band26(814-824)	10MHz	QPSK	26740	1RB#24	24.78	25.00
Band26(814-824)	10MHz	QPSK	26740	1RB#49	24.62	25.00
Band26(814-824)	10MHz	QPSK	26740	25RB#0	24.89	25.00
Band26(814-824)	10MHz	QPSK	26740	25RB#12	24.72	25.00
Band26(814-824)	10MHz	QPSK	26740	25RB#25	24.64	25.00
Band26(814-824)	10MHz	QPSK	26740	50RB#0	24.56	25.00
Band26(814-824)	10MHz	16QAM	26740	1RB#0	24.25	25.00
Band26(814-824)	10MHz	16QAM	26740	1RB#24	24.99	25.00
Band26(814-824)	10MHz	16QAM	26740	1RB#49	24.28	25.00
Band26(814-824)	10MHz	16QAM	26740	25RB#0	23.44	24.00
Band26(814-824)	10MHz	16QAM	26740	25RB#12	23.19	24.00
Band26(814-824)	10MHz	16QAM	26740	25RB#25	23.53	24.00
Band26(814-824)	10MHz	16QAM	26740	50RB#0	23.09	24.00

Band	Bandwidth	Modulation	Channel	RB Configuration	Power(dBm)	Tune Up (dBm)
Band26(824-849)	1.4MHz	QPSK	26797	1RB#0	24.45	25.00
Band26(824-849)	1.4MHz	QPSK	26797	1RB#2	24.55	25.00
Band26(824-849)	1.4MHz	QPSK	26797	1RB#5	24.36	25.00
Band26(824-849)	1.4MHz	QPSK	26797	3RB#0	24.01	25.00
Band26(824-849)	1.4MHz	QPSK	26797	3RB#1	24.14	25.00
Band26(824-849)	1.4MHz	QPSK	26797	3RB#3	24.02	25.00
Band26(824-849)	1.4MHz	QPSK	26797	6RB#0	24.04	25.00
Band26(824-849)	1.4MHz	16QAM	26797	1RB#0	24.08	25.00
Band26(824-849)	1.4MHz	16QAM	26797	1RB#2	24.87	25.00
Band26(824-849)	1.4MHz	16QAM	26797	1RB#5	24.04	25.00
Band26(824-849)	1.4MHz	16QAM	26797	3RB#0	23.15	24.00
Band26(824-849)	1.4MHz	16QAM	26797	3RB#1	23.14	24.00
Band26(824-849)	1.4MHz	16QAM	26797	3RB#3	23.39	24.00
Band26(824-849)	1.4MHz	16QAM	26797	6RB#0	22.50	23.00
Band26(824-849)	1.4MHz	QPSK	26915	1RB#0	23.96	24.00
Band26(824-849)	1.4MHz	QPSK	26915	1RB#2	24.17	25.00
Band26(824-849)	1.4MHz	QPSK	26915	1RB#5	24.04	25.00
Band26(824-849)	1.4MHz	QPSK	26915	3RB#0	23.54	24.00
Band26(824-849)	1.4MHz	QPSK	26915	3RB#1	23.63	24.00
Band26(824-849)	1.4MHz	QPSK	26915	3RB#3	23.59	24.00
Band26(824-849)	1.4MHz	QPSK	26915	6RB#0	23.54	24.00
Band26(824-849)	1.4MHz	16QAM	26915	1RB#0	23.52	24.00
Band26(824-849)	1.4MHz	16QAM	26915	1RB#2	24.47	25.00
Band26(824-849)	1.4MHz	16QAM	26915	1RB#5	23.66	24.00
Band26(824-849)	1.4MHz	16QAM	26915	3RB#0	22.82	23.00
Band26(824-849)	1.4MHz	16QAM	26915	3RB#1	22.74	23.00
Band26(824-849)	1.4MHz	16QAM	26915	3RB#3	22.60	23.00
Band26(824-849)	1.4MHz	16QAM	26915	6RB#0	21.94	22.00
Band26(824-849)	1.4MHz	QPSK	27033	1RB#0	24.01	25.00
Band26(824-849)	1.4MHz	QPSK	27033	1RB#2	24.03	25.00
Band26(824-849)	1.4MHz	QPSK	27033	1RB#5	24.10	25.00
Band26(824-849)	1.4MHz	QPSK	27033	3RB#0	23.66	24.00
Band26(824-849)	1.4MHz	QPSK	27033	3RB#1	23.56	24.00
Band26(824-849)	1.4MHz	QPSK	27033	3RB#3	23.72	24.00
Band26(824-849)	1.4MHz	QPSK	27033	6RB#0	23.56	24.00
Band26(824-849)	1.4MHz	16QAM	27033	1RB#0	24.49	25.00
Band26(824-849)	1.4MHz	16QAM	27033	1RB#2	25.04	26.00
Band26(824-849)	1.4MHz	16QAM	27033	1RB#5	24.42	25.00
Band26(824-849)	1.4MHz	16QAM	27033	3RB#0	22.59	23.00
Band26(824-849)	1.4MHz	16QAM	27033	3RB#1	23.17	24.00
Band26(824-849)	1.4MHz	16QAM	27033	3RB#3	22.59	23.00
Band26(824-849)	1.4MHz	16QAM	27033	6RB#0	22.57	23.00
Band26(824-849)	3MHz	QPSK	26805	1RB#0	24.35	25.00
Band26(824-849)	3MHz	QPSK	26805	1RB#8	24.54	25.00
Band26(824-849)	3MHz	QPSK	26805	1RB#14	24.33	25.00
Band26(824-849)	3MHz	QPSK	26805	8RB#0	24.01	25.00
Band26(824-849)	3MHz	QPSK	26805	8RB#4	24.00	25.00
Band26(824-849)	3MHz	QPSK	26805	8RB#7	23.74	24.00

Shenzhen LCS Compliance Testing Laboratory Ltd.
Add: 101, 201 Bldg A & 301 Bldg C, Juji Industrial Park Yabianxueziwei, Shajing Street, Baoan District, Shenzhen, 518000, China
Tel: +(86) 0755-82591330 | E-mail: webmaster@lcs-cert.com | Web: www.lcs-cert.com
Scan code to check authenticity

Band26(824-849)	3MHz	QPSK	26805	15RB#0	24.01	25.00
Band26(824-849)	3MHz	16QAM	26805	1RB#0	24.25	25.00
Band26(824-849)	3MHz	16QAM	26805	1RB#8	24.83	25.00
Band26(824-849)	3MHz	16QAM	26805	1RB#14	24.00	25.00
Band26(824-849)	3MHz	16QAM	26805	8RB#0	22.59	23.00
Band26(824-849)	3MHz	16QAM	26805	8RB#4	22.59	23.00
Band26(824-849)	3MHz	16QAM	26805	8RB#7	22.81	23.00
Band26(824-849)	3MHz	16QAM	26805	15RB#0	22.37	23.00
Band26(824-849)	3MHz	QPSK	26915	1RB#0	23.95	24.00
Band26(824-849)	3MHz	QPSK	26915	1RB#8	24.12	25.00
Band26(824-849)	3MHz	QPSK	26915	1RB#14	24.15	25.00
Band26(824-849)	3MHz	QPSK	26915	8RB#0	23.40	24.00
Band26(824-849)	3MHz	QPSK	26915	8RB#4	23.53	24.00
Band26(824-849)	3MHz	QPSK	26915	8RB#7	23.55	24.00
Band26(824-849)	3MHz	QPSK	26915	15RB#0	23.51	24.00
Band26(824-849)	3MHz	16QAM	26915	1RB#0	24.29	25.00
Band26(824-849)	3MHz	16QAM	26915	1RB#8	24.84	25.00
Band26(824-849)	3MHz	16QAM	26915	1RB#14	24.47	25.00
Band26(824-849)	3MHz	16QAM	26915	8RB#0	22.45	23.00
Band26(824-849)	3MHz	16QAM	26915	8RB#4	22.15	23.00
Band26(824-849)	3MHz	16QAM	26915	8RB#7	22.11	23.00
Band26(824-849)	3MHz	16QAM	26915	15RB#0	22.17	23.00
Band26(824-849)	3MHz	QPSK	27025	1RB#0	24.17	25.00
Band26(824-849)	3MHz	QPSK	27025	1RB#8	24.09	25.00
Band26(824-849)	3MHz	QPSK	27025	1RB#14	24.01	25.00
Band26(824-849)	3MHz	QPSK	27025	8RB#0	23.62	24.00
Band26(824-849)	3MHz	QPSK	27025	8RB#4	23.47	24.00
Band26(824-849)	3MHz	QPSK	27025	8RB#7	23.46	24.00
Band26(824-849)	3MHz	QPSK	27025	15RB#0	23.45	24.00
Band26(824-849)	3MHz	16QAM	27025	1RB#0	23.89	24.00
Band26(824-849)	3MHz	16QAM	27025	1RB#8	24.93	25.00
Band26(824-849)	3MHz	16QAM	27025	1RB#14	23.91	24.00
Band26(824-849)	3MHz	16QAM	27025	8RB#0	22.51	23.00
Band26(824-849)	3MHz	16QAM	27025	8RB#4	22.32	23.00
Band26(824-849)	3MHz	16QAM	27025	8RB#7	22.36	23.00
Band26(824-849)	3MHz	16QAM	27025	15RB#0	22.44	23.00
Band26(824-849)	5MHz	QPSK	26815	1RB#0	24.50	25.00
Band26(824-849)	5MHz	QPSK	26815	1RB#12	24.24	25.00
Band26(824-849)	5MHz	QPSK	26815	1RB#24	24.16	25.00
Band26(824-849)	5MHz	QPSK	26815	12RB#0	24.00	25.00
Band26(824-849)	5MHz	QPSK	26815	12RB#6	23.85	24.00
Band26(824-849)	5MHz	QPSK	26815	12RB#13	23.82	24.00
Band26(824-849)	5MHz	QPSK	26815	25RB#0	23.82	24.00
Band26(824-849)	5MHz	16QAM	26815	1RB#0	24.41	25.00
Band26(824-849)	5MHz	16QAM	26815	1RB#12	24.84	25.00
Band26(824-849)	5MHz	16QAM	26815	1RB#24	24.16	25.00
Band26(824-849)	5MHz	16QAM	26815	12RB#0	22.48	23.00
Band26(824-849)	5MHz	16QAM	26815	12RB#6	22.66	23.00
Band26(824-849)	5MHz	16QAM	26815	12RB#13	22.58	23.00
Band26(824-849)	5MHz	16QAM	26815	25RB#0	22.55	23.00
Band26(824-849)	5MHz	QPSK	26915	1RB#0	24.11	25.00
Band26(824-849)	5MHz	QPSK	26915	1RB#12	24.11	25.00
Band26(824-849)	5MHz	QPSK	26915	1RB#24	24.06	25.00
Band26(824-849)	5MHz	QPSK	26915	12RB#0	23.40	24.00
Band26(824-849)	5MHz	QPSK	26915	12RB#6	23.55	24.00
Band26(824-849)	5MHz	QPSK	26915	12RB#13	23.50	24.00
Band26(824-849)	5MHz	QPSK	26915	25RB#0	23.55	24.00
Band26(824-849)	5MHz	16QAM	26915	1RB#0	23.86	24.00
Band26(824-849)	5MHz	16QAM	26915	1RB#12	23.59	24.00
Band26(824-849)	5MHz	16QAM	26915	1RB#24	23.89	24.00
Band26(824-849)	5MHz	16QAM	26915	12RB#0	22.29	23.00
Band26(824-849)	5MHz	16QAM	26915	12RB#6	21.91	22.00
Band26(824-849)	5MHz	16QAM	26915	12RB#13	22.01	23.00
Band26(824-849)	5MHz	16QAM	26915	25RB#0	22.04	23.00
Band26(824-849)	5MHz	QPSK	27015	1RB#0	23.94	24.00

Shenzhen LCS Compliance Testing Laboratory Ltd.
Add: 101, 201 Bldg A & 301 Bldg C, Juji Industrial Park Yabianxueziwei, Shajing Street, Baoan District, Shenzhen, 518000, China
Tel: +(86) 0755-82591330 | E-mail: webmaster@lcs-cert.com | Web: www.lcs-cert.com
Scan code to check authenticity

Band26(824-849)	5MHz	QPSK	27015	1RB#12	24.10	25.00
Band26(824-849)	5MHz	QPSK	27015	1RB#24	24.00	25.00
Band26(824-849)	5MHz	QPSK	27015	12RB#0	23.45	24.00
Band26(824-849)	5MHz	QPSK	27015	12RB#6	23.52	24.00
Band26(824-849)	5MHz	QPSK	27015	12RB#13	23.60	24.00
Band26(824-849)	5MHz	QPSK	27015	25RB#0	23.50	24.00
Band26(824-849)	5MHz	16QAM	27015	1RB#0	23.27	24.00
Band26(824-849)	5MHz	16QAM	27015	1RB#12	23.87	24.00
Band26(824-849)	5MHz	16QAM	27015	1RB#24	23.36	24.00
Band26(824-849)	5MHz	16QAM	27015	12RB#0	22.30	23.00
Band26(824-849)	5MHz	16QAM	27015	12RB#6	22.40	23.00
Band26(824-849)	5MHz	16QAM	27015	12RB#13	22.35	23.00
Band26(824-849)	5MHz	16QAM	27015	25RB#0	22.48	23.00
Band26(824-849)	10MHz	QPSK	26840	1RB#0	24.50	25.00
Band26(824-849)	10MHz	QPSK	26840	1RB#24	24.24	25.00
Band26(824-849)	10MHz	QPSK	26840	1RB#49	24.05	25.00
Band26(824-849)	10MHz	QPSK	26840	25RB#0	24.35	25.00
Band26(824-849)	10MHz	QPSK	26840	25RB#12	24.19	25.00
Band26(824-849)	10MHz	QPSK	26840	25RB#25	24.02	25.00
Band26(824-849)	10MHz	QPSK	26840	50RB#0	24.22	25.00
Band26(824-849)	10MHz	16QAM	26840	1RB#0	24.06	25.00
Band26(824-849)	10MHz	16QAM	26840	1RB#24	24.54	25.00
Band26(824-849)	10MHz	16QAM	26840	1RB#49	23.87	24.00
Band26(824-849)	10MHz	16QAM	26840	25RB#0	23.25	24.00
Band26(824-849)	10MHz	16QAM	26840	25RB#12	23.09	24.00
Band26(824-849)	10MHz	16QAM	26840	25RB#25	22.95	23.00
Band26(824-849)	10MHz	16QAM	26840	50RB#0	23.01	24.00
Band26(824-849)	10MHz	QPSK	26915	1RB#0	24.09	25.00
Band26(824-849)	10MHz	QPSK	26915	1RB#24	24.07	25.00
Band26(824-849)	10MHz	QPSK	26915	1RB#49	24.19	25.00
Band26(824-849)	10MHz	QPSK	26915	25RB#0	23.93	24.00
Band26(824-849)	10MHz	QPSK	26915	25RB#12	24.07	25.00
Band26(824-849)	10MHz	QPSK	26915	25RB#25	23.96	24.00
Band26(824-849)	10MHz	QPSK	26915	50RB#0	24.08	25.00
Band26(824-849)	10MHz	16QAM	26915	1RB#0	23.89	24.00
Band26(824-849)	10MHz	16QAM	26915	1RB#24	24.16	25.00
Band26(824-849)	10MHz	16QAM	26915	1RB#49	23.87	24.00
Band26(824-849)	10MHz	16QAM	26915	25RB#0	22.96	23.00
Band26(824-849)	10MHz	16QAM	26915	25RB#12	22.62	23.00
Band26(824-849)	10MHz	16QAM	26915	25RB#25	23.00	24.00
Band26(824-849)	10MHz	16QAM	26915	50RB#0	22.64	23.00
Band26(824-849)	10MHz	QPSK	26990	1RB#0	23.85	24.00
Band26(824-849)	10MHz	QPSK	26990	1RB#24	24.13	25.00
Band26(824-849)	10MHz	QPSK	26990	1RB#49	23.97	24.00
Band26(824-849)	10MHz	QPSK	26990	25RB#0	23.98	24.00
Band26(824-849)	10MHz	QPSK	26990	25RB#12	23.95	24.00
Band26(824-849)	10MHz	QPSK	26990	25RB#25	23.98	24.00
Band26(824-849)	10MHz	QPSK	26990	50RB#0	24.06	25.00
Band26(824-849)	10MHz	16QAM	26990	1RB#0	23.61	24.00
Band26(824-849)	10MHz	16QAM	26990	1RB#24	24.74	25.00
Band26(824-849)	10MHz	16QAM	26990	1RB#49	23.82	24.00
Band26(824-849)	10MHz	16QAM	26990	25RB#0	22.37	23.00
Band26(824-849)	10MHz	16QAM	26990	25RB#12	22.54	23.00
Band26(824-849)	10MHz	16QAM	26990	25RB#25	22.69	23.00
Band26(824-849)	10MHz	16QAM	26990	50RB#0	22.46	23.00
Band26(824-849)	15MHz	QPSK	26865	1RB#0	24.29	25.00
Band26(824-849)	15MHz	QPSK	26865	1RB#38	24.16	25.00
Band26(824-849)	15MHz	QPSK	26865	1RB#74	23.77	24.00
Band26(824-849)	15MHz	QPSK	26865	38RB#0	24.20	25.00
Band26(824-849)	15MHz	QPSK	26865	38RB#18	24.05	25.00
Band26(824-849)	15MHz	QPSK	26865	38RB#37	23.94	24.00
Band26(824-849)	15MHz	QPSK	26865	75RB#0	24.06	25.00
Band26(824-849)	15MHz	16QAM	26865	1RB#0	24.45	25.00
Band26(824-849)	15MHz	16QAM	26865	1RB#38	24.91	25.00
Band26(824-849)	15MHz	16QAM	26865	1RB#74	23.98	24.00

Shenzhen LCS Compliance Testing Laboratory Ltd.
Add: 101, 201 Bldg A & 301 Bldg C, Juji Industrial Park Yabianxueziwei, Shajing Street, Baoan District, Shenzhen, 518000, China
Tel: +(86) 0755-82591330 | E-mail: webmaster@lcs-cert.com | Web: www.lcs-cert.com
Scan code to check authenticity

Band26(824-849)	15MHz	16QAM	26865	38RB#0	23.06	24.00
Band26(824-849)	15MHz	16QAM	26865	38RB#18	22.88	23.00
Band26(824-849)	15MHz	16QAM	26865	38RB#37	22.79	23.00
Band26(824-849)	15MHz	16QAM	26865	75RB#0	22.92	23.00
Band26(824-849)	15MHz	QPSK	26915	1RB#0	24.22	25.00
Band26(824-849)	15MHz	QPSK	26915	1RB#38	24.05	25.00
Band26(824-849)	15MHz	QPSK	26915	1RB#74	24.26	25.00
Band26(824-849)	15MHz	QPSK	26915	38RB#0	24.13	25.00
Band26(824-849)	15MHz	QPSK	26915	38RB#18	24.04	25.00
Band26(824-849)	15MHz	QPSK	26915	38RB#37	23.91	24.00
Band26(824-849)	15MHz	QPSK	26915	75RB#0	24.08	25.00
Band26(824-849)	15MHz	16QAM	26915	1RB#0	23.96	24.00
Band26(824-849)	15MHz	16QAM	26915	1RB#38	24.17	25.00
Band26(824-849)	15MHz	16QAM	26915	1RB#74	24.52	25.00
Band26(824-849)	15MHz	16QAM	26915	38RB#0	22.58	23.00
Band26(824-849)	15MHz	16QAM	26915	38RB#18	22.50	23.00
Band26(824-849)	15MHz	16QAM	26915	38RB#37	22.80	23.00
Band26(824-849)	15MHz	16QAM	26915	75RB#0	22.61	23.00
Band26(824-849)	15MHz	QPSK	26965	1RB#0	23.81	24.00
Band26(824-849)	15MHz	QPSK	26965	1RB#38	24.08	25.00
Band26(824-849)	15MHz	QPSK	26965	1RB#74	23.93	24.00
Band26(824-849)	15MHz	QPSK	26965	38RB#0	23.90	24.00
Band26(824-849)	15MHz	QPSK	26965	38RB#18	23.96	24.00
Band26(824-849)	15MHz	QPSK	26965	38RB#37	23.86	24.00
Band26(824-849)	15MHz	QPSK	26965	75RB#0	24.05	25.00
Band26(824-849)	15MHz	16QAM	26965	1RB#0	23.75	24.00
Band26(824-849)	15MHz	16QAM	26965	1RB#38	24.77	25.00
Band26(824-849)	15MHz	16QAM	26965	1RB#74	23.79	24.00
Band26(824-849)	15MHz	16QAM	26965	38RB#0	22.78	23.00
Band26(824-849)	15MHz	16QAM	26965	38RB#18	22.60	23.00
Band26(824-849)	15MHz	16QAM	26965	38RB#37	22.91	23.00
Band26(824-849)	15MHz	16QAM	26965	75RB#0	22.68	23.00

Shenzhen LCS Compliance Testing Laboratory Ltd.
Add: 101, 201 Bldg A & 301 Bldg C, Juji Industrial Park Yabianxueziwei, Shajing Street, Baoan District, Shenzhen, 518000, China
Tel: +(86) 0755-82591330 | E-mail: webmaster@lcs-cert.com | Web: www.lcs-cert.com
Scan code to check authenticity

7.1.14. Conducted Power Measurement Results(LTE Band 38)

Band	Bandwidth	Modulation	Channel	RB Configuration	Power(dBm)	Tune Up (dBm)
Band38	5MHz	QPSK	37775	1RB#0	21.76	22.00
Band38	5MHz	QPSK	37775	1RB#12	21.84	22.00
Band38	5MHz	QPSK	37775	1RB#24	21.81	22.00
Band38	5MHz	QPSK	37775	12RB#0	20.88	21.00
Band38	5MHz	QPSK	37775	12RB#6	20.89	21.00
Band38	5MHz	QPSK	37775	12RB#13	21.01	22.00
Band38	5MHz	QPSK	37775	25RB#0	20.92	21.00
Band38	5MHz	16QAM	37775	1RB#0	21.23	22.00
Band38	5MHz	16QAM	37775	1RB#12	21.00	22.00
Band38	5MHz	16QAM	37775	1RB#24	21.16	22.00
Band38	5MHz	16QAM	37775	12RB#0	20.01	21.00
Band38	5MHz	16QAM	37775	12RB#6	19.88	20.00
Band38	5MHz	16QAM	37775	12RB#13	19.78	20.00
Band38	5MHz	16QAM	37775	25RB#0	19.93	20.00
Band38	5MHz	QPSK	38000	1RB#0	22.22	23.00
Band38	5MHz	QPSK	38000	1RB#12	21.92	22.00
Band38	5MHz	QPSK	38000	1RB#24	22.18	23.00
Band38	5MHz	QPSK	38000	12RB#0	21.25	22.00
Band38	5MHz	QPSK	38000	12RB#6	21.21	22.00
Band38	5MHz	QPSK	38000	12RB#13	21.20	22.00
Band38	5MHz	QPSK	38000	25RB#0	21.23	22.00
Band38	5MHz	16QAM	38000	1RB#0	21.57	22.00
Band38	5MHz	16QAM	38000	1RB#12	21.26	22.00
Band38	5MHz	16QAM	38000	1RB#24	21.40	22.00
Band38	5MHz	16QAM	38000	12RB#0	20.28	21.00
Band38	5MHz	16QAM	38000	12RB#6	20.21	21.00
Band38	5MHz	16QAM	38000	12RB#13	20.18	21.00
Band38	5MHz	16QAM	38000	25RB#0	20.19	21.00
Band38	5MHz	QPSK	38225	1RB#0	22.08	23.00
Band38	5MHz	QPSK	38225	1RB#12	22.10	23.00
Band38	5MHz	QPSK	38225	1RB#24	22.09	23.00
Band38	5MHz	QPSK	38225	12RB#0	21.00	22.00
Band38	5MHz	QPSK	38225	12RB#6	21.04	22.00
Band38	5MHz	QPSK	38225	12RB#13	21.10	22.00
Band38	5MHz	QPSK	38225	25RB#0	21.20	22.00
Band38	5MHz	16QAM	38225	1RB#0	21.50	22.00
Band38	5MHz	16QAM	38225	1RB#12	21.85	22.00
Band38	5MHz	16QAM	38225	1RB#24	21.39	22.00
Band38	5MHz	16QAM	38225	12RB#0	20.10	21.00
Band38	5MHz	16QAM	38225	12RB#6	20.12	21.00
Band38	5MHz	16QAM	38225	12RB#13	20.11	21.00
Band38	5MHz	16QAM	38225	25RB#0	20.18	21.00
Band38	10MHz	QPSK	37800	1RB#0	22.20	23.00
Band38	10MHz	QPSK	37800	1RB#24	22.14	23.00
Band38	10MHz	QPSK	37800	1RB#49	22.31	23.00
Band38	10MHz	QPSK	37800	25RB#0	21.13	22.00
Band38	10MHz	QPSK	37800	25RB#12	21.12	22.00
Band38	10MHz	QPSK	37800	25RB#25	21.12	22.00
Band38	10MHz	QPSK	37800	50RB#0	21.27	22.00
Band38	10MHz	16QAM	37800	1RB#0	21.14	22.00
Band38	10MHz	16QAM	37800	1RB#24	21.03	22.00
Band38	10MHz	16QAM	37800	1RB#49	21.40	22.00
Band38	10MHz	16QAM	37800	25RB#0	20.06	21.00
Band38	10MHz	16QAM	37800	25RB#12	20.13	21.00
Band38	10MHz	16QAM	37800	25RB#25	20.16	21.00
Band38	10MHz	16QAM	37800	50RB#0	20.25	21.00
Band38	10MHz	QPSK	38000	1RB#0	22.50	23.00
Band38	10MHz	QPSK	38000	1RB#24	21.96	22.00
Band38	10MHz	QPSK	38000	1RB#49	22.60	23.00
Band38	10MHz	QPSK	38000	25RB#0	21.32	22.00
Band38	10MHz	QPSK	38000	25RB#12	21.27	22.00

Shenzhen LCS Compliance Testing Laboratory Ltd.
Add: 101, 201 Bldg A & 301 Bldg C, Juji Industrial Park Yabianxueziwei, Shajing Street, Baoan District, Shenzhen, 518000, China
Tel: +(86) 0755-82591330 | E-mail: webmaster@lcs-cert.com | Web: www.lcs-cert.com
Scan code to check authenticity

Band38	10MHz	QPSK	38000	25RB#25	21.42	22.00
Band38	10MHz	QPSK	38000	50RB#0	21.37	22.00
Band38	10MHz	16QAM	38000	1RB#0	21.54	22.00
Band38	10MHz	16QAM	38000	1RB#24	21.38	22.00
Band38	10MHz	16QAM	38000	1RB#49	21.67	22.00
Band38	10MHz	16QAM	38000	25RB#0	20.33	21.00
Band38	10MHz	16QAM	38000	25RB#12	20.36	21.00
Band38	10MHz	16QAM	38000	25RB#25	20.39	21.00
Band38	10MHz	16QAM	38000	50RB#0	20.33	21.00
Band38	10MHz	QPSK	38200	1RB#0	22.52	23.00
Band38	10MHz	QPSK	38200	1RB#24	21.93	22.00
Band38	10MHz	QPSK	38200	1RB#49	22.32	23.00
Band38	10MHz	QPSK	38200	25RB#0	21.15	22.00
Band38	10MHz	QPSK	38200	25RB#12	21.09	22.00
Band38	10MHz	QPSK	38200	25RB#25	21.19	22.00
Band38	10MHz	QPSK	38200	50RB#0	21.08	22.00
Band38	10MHz	16QAM	38200	1RB#0	21.87	22.00
Band38	10MHz	16QAM	38200	1RB#24	21.47	22.00
Band38	10MHz	16QAM	38200	1RB#49	21.68	22.00
Band38	10MHz	16QAM	38200	25RB#0	20.27	21.00
Band38	10MHz	16QAM	38200	25RB#12	20.10	21.00
Band38	10MHz	16QAM	38200	25RB#25	20.30	21.00
Band38	10MHz	16QAM	38200	50RB#0	20.14	21.00
Band38	15MHz	QPSK	37825	1RB#0	22.16	23.00
Band38	15MHz	QPSK	37825	1RB#38	22.06	23.00
Band38	15MHz	QPSK	37825	1RB#74	22.56	23.00
Band38	15MHz	QPSK	37825	38RB#0	21.00	22.00
Band38	15MHz	QPSK	37825	38RB#18	21.17	22.00
Band38	15MHz	QPSK	37825	38RB#37	21.08	22.00
Band38	15MHz	QPSK	37825	75RB#0	20.99	21.00
Band38	15MHz	16QAM	37825	1RB#0	21.26	22.00
Band38	15MHz	16QAM	37825	1RB#38	21.33	22.00
Band38	15MHz	16QAM	37825	1RB#74	21.57	22.00
Band38	15MHz	16QAM	37825	38RB#0	20.04	21.00
Band38	15MHz	16QAM	37825	38RB#18	20.28	21.00
Band38	15MHz	16QAM	37825	38RB#37	20.31	21.00
Band38	15MHz	16QAM	37825	75RB#0	20.13	21.00
Band38	15MHz	QPSK	38000	1RB#0	22.40	23.00
Band38	15MHz	QPSK	38000	1RB#38	21.98	22.00
Band38	15MHz	QPSK	38000	1RB#74	22.46	23.00
Band38	15MHz	QPSK	38000	38RB#0	21.14	22.00
Band38	15MHz	QPSK	38000	38RB#18	21.17	22.00
Band38	15MHz	QPSK	38000	38RB#37	21.35	22.00
Band38	15MHz	QPSK	38000	75RB#0	21.19	22.00
Band38	15MHz	16QAM	38000	1RB#0	21.46	22.00
Band38	15MHz	16QAM	38000	1RB#38	21.23	22.00
Band38	15MHz	16QAM	38000	1RB#74	21.61	22.00
Band38	15MHz	16QAM	38000	38RB#0	20.25	21.00
Band38	15MHz	16QAM	38000	38RB#18	20.27	21.00
Band38	15MHz	16QAM	38000	38RB#37	20.40	21.00
Band38	15MHz	16QAM	38000	75RB#0	20.20	21.00
Band38	15MHz	QPSK	38175	1RB#0	22.31	23.00
Band38	15MHz	QPSK	38175	1RB#38	22.15	23.00
Band38	15MHz	QPSK	38175	1RB#74	22.37	23.00
Band38	15MHz	QPSK	38175	38RB#0	21.18	22.00
Band38	15MHz	QPSK	38175	38RB#18	21.16	22.00
Band38	15MHz	QPSK	38175	38RB#37	21.17	22.00
Band38	15MHz	QPSK	38175	75RB#0	21.13	22.00
Band38	15MHz	16QAM	38175	1RB#0	21.91	22.00
Band38	15MHz	16QAM	38175	1RB#38	21.59	22.00
Band38	15MHz	16QAM	38175	1RB#74	21.82	22.00
Band38	15MHz	16QAM	38175	38RB#0	20.27	21.00
Band38	15MHz	16QAM	38175	38RB#18	20.22	21.00
Band38	15MHz	16QAM	38175	38RB#37	20.22	21.00
Band38	15MHz	16QAM	38175	75RB#0	20.24	21.00

Shenzhen LCS Compliance Testing Laboratory Ltd.
Add: 101, 201 Bldg A & 301 Bldg C, Juji Industrial Park Yabianxueziwei, Shajing Street, Baoan District, Shenzhen, 518000, China
Tel: +(86) 0755-82591330 | E-mail: webmaster@lcs-cert.com | Web: www.lcs-cert.com
Scan code to check authenticity

Band38	20MHz	QPSK	37850	1RB#0	22.13	23.00
Band38	20MHz	QPSK	37850	1RB#49	22.05	23.00
Band38	20MHz	QPSK	37850	1RB#99	22.72	23.00
Band38	20MHz	QPSK	37850	50RB#0	21.03	22.00
Band38	20MHz	QPSK	37850	50RB#25	21.19	22.00
Band38	20MHz	QPSK	37850	50RB#50	21.43	22.00
Band38	20MHz	QPSK	37850	100RB#0	21.32	22.00
Band38	20MHz	16QAM	37850	1RB#0	21.36	22.00
Band38	20MHz	16QAM	37850	1RB#49	21.37	22.00
Band38	20MHz	16QAM	37850	1RB#99	22.00	23.00
Band38	20MHz	16QAM	37850	50RB#0	20.19	21.00
Band38	20MHz	16QAM	37850	50RB#25	20.25	21.00
Band38	20MHz	16QAM	37850	50RB#50	20.42	21.00
Band38	20MHz	16QAM	37850	100RB#0	20.16	21.00
Band38	20MHz	QPSK	38000	1RB#0	22.18	23.00
Band38	20MHz	QPSK	38000	1RB#49	21.96	22.00
Band38	20MHz	QPSK	38000	1RB#99	22.77	23.00
Band38	20MHz	QPSK	38000	50RB#0	21.23	22.00
Band38	20MHz	QPSK	38000	50RB#25	21.27	22.00
Band38	20MHz	QPSK	38000	50RB#50	21.41	22.00
Band38	20MHz	QPSK	38000	100RB#0	21.34	22.00
Band38	20MHz	16QAM	38000	1RB#0	21.54	22.00
Band38	20MHz	16QAM	38000	1RB#49	21.50	22.00
Band38	20MHz	16QAM	38000	1RB#99	21.86	22.00
Band38	20MHz	16QAM	38000	50RB#0	20.27	21.00
Band38	20MHz	16QAM	38000	50RB#25	20.37	21.00
Band38	20MHz	16QAM	38000	50RB#50	20.47	21.00
Band38	20MHz	16QAM	38000	100RB#0	20.31	21.00
Band38	20MHz	QPSK	38150	1RB#0	22.25	23.00
Band38	20MHz	QPSK	38150	1RB#49	22.14	23.00
Band38	20MHz	QPSK	38150	1RB#99	22.38	23.00
Band38	20MHz	QPSK	38150	50RB#0	21.13	22.00
Band38	20MHz	QPSK	38150	50RB#25	21.14	22.00
Band38	20MHz	QPSK	38150	50RB#50	21.13	22.00
Band38	20MHz	QPSK	38150	100RB#0	21.21	22.00
Band38	20MHz	16QAM	38150	1RB#0	21.14	22.00
Band38	20MHz	16QAM	38150	1RB#49	21.23	22.00
Band38	20MHz	16QAM	38150	1RB#99	21.09	22.00
Band38	20MHz	16QAM	38150	50RB#0	20.18	21.00
Band38	20MHz	16QAM	38150	50RB#25	20.22	21.00
Band38	20MHz	16QAM	38150	50RB#50	20.24	21.00
Band38	20MHz	16QAM	38150	100RB#0	20.15	21.00

Shenzhen LCS Compliance Testing Laboratory Ltd.
Add: 101, 201 Bldg A & 301 Bldg C, Juji Industrial Park Yabianxueziwei, Shajing Street, Baoan District, Shenzhen, 518000, China
Tel: +(86) 0755-82591330 | E-mail: webmaster@lcs-cert.com | Web: www.lcs-cert.com
Scan code to check authenticity

7.1.15. Conducted Power Measurement Results(LTE Band 41)

Band	Bandwidth	Modulation	Channel	RB Configuration	Power(dBm)	Tune Up (dBm)
Band41(2535-2655)	5MHz	QPSK	40065	1RB#0	24.54	25.00
Band41(2535-2655)	5MHz	QPSK	40065	1RB#12	24.40	25.00
Band41(2535-2655)	5MHz	QPSK	40065	1RB#24	24.57	25.00
Band41(2535-2655)	5MHz	QPSK	40065	12RB#0	24.34	25.00
Band41(2535-2655)	5MHz	QPSK	40065	12RB#6	24.47	25.00
Band41(2535-2655)	5MHz	QPSK	40065	12RB#13	24.47	25.00
Band41(2535-2655)	5MHz	QPSK	40065	25RB#0	24.52	25.00
Band41(2535-2655)	5MHz	16QAM	40065	1RB#0	24.70	25.00
Band41(2535-2655)	5MHz	16QAM	40065	1RB#12	24.15	25.00
Band41(2535-2655)	5MHz	16QAM	40065	1RB#24	24.79	25.00
Band41(2535-2655)	5MHz	16QAM	40065	12RB#0	22.82	23.00
Band41(2535-2655)	5MHz	16QAM	40065	12RB#6	22.99	23.00
Band41(2535-2655)	5MHz	16QAM	40065	12RB#13	22.81	23.00
Band41(2535-2655)	5MHz	16QAM	40065	25RB#0	22.95	23.00
Band41(2535-2655)	5MHz	QPSK	40640	1RB#0	24.50	25.00
Band41(2535-2655)	5MHz	QPSK	40640	1RB#12	24.23	25.00
Band41(2535-2655)	5MHz	QPSK	40640	1RB#24	24.42	25.00
Band41(2535-2655)	5MHz	QPSK	40640	12RB#0	24.29	25.00
Band41(2535-2655)	5MHz	QPSK	40640	12RB#6	24.20	25.00
Band41(2535-2655)	5MHz	QPSK	40640	12RB#13	24.31	25.00
Band41(2535-2655)	5MHz	QPSK	40640	25RB#0	24.26	25.00
Band41(2535-2655)	5MHz	16QAM	40640	1RB#0	25.13	26.00
Band41(2535-2655)	5MHz	16QAM	40640	1RB#12	23.94	24.00
Band41(2535-2655)	5MHz	16QAM	40640	1RB#24	25.19	26.00
Band41(2535-2655)	5MHz	16QAM	40640	12RB#0	22.67	23.00
Band41(2535-2655)	5MHz	16QAM	40640	12RB#6	22.77	23.00
Band41(2535-2655)	5MHz	16QAM	40640	12RB#13	22.74	23.00
Band41(2535-2655)	5MHz	16QAM	40640	25RB#0	22.85	23.00
Band41(2535-2655)	5MHz	QPSK	41215	1RB#0	24.35	25.00
Band41(2535-2655)	5MHz	QPSK	41215	1RB#12	24.27	25.00
Band41(2535-2655)	5MHz	QPSK	41215	1RB#24	24.35	25.00
Band41(2535-2655)	5MHz	QPSK	41215	12RB#0	24.15	25.00
Band41(2535-2655)	5MHz	QPSK	41215	12RB#6	24.27	25.00
Band41(2535-2655)	5MHz	QPSK	41215	12RB#13	24.27	25.00
Band41(2535-2655)	5MHz	QPSK	41215	25RB#0	24.13	25.00
Band41(2535-2655)	5MHz	16QAM	41215	1RB#0	24.20	25.00
Band41(2535-2655)	5MHz	16QAM	41215	1RB#12	24.03	25.00
Band41(2535-2655)	5MHz	16QAM	41215	1RB#24	24.42	25.00
Band41(2535-2655)	5MHz	16QAM	41215	12RB#0	22.80	23.00
Band41(2535-2655)	5MHz	16QAM	41215	12RB#6	22.77	23.00
Band41(2535-2655)	5MHz	16QAM	41215	12RB#13	22.90	23.00
Band41(2535-2655)	5MHz	16QAM	41215	25RB#0	22.79	23.00
Band41(2535-2655)	10MHz	QPSK	40090	1RB#0	24.45	25.00
Band41(2535-2655)	10MHz	QPSK	40090	1RB#24	24.68	25.00
Band41(2535-2655)	10MHz	QPSK	40090	1RB#49	24.58	25.00
Band41(2535-2655)	10MHz	QPSK	40090	25RB#0	24.38	25.00
Band41(2535-2655)	10MHz	QPSK	40090	25RB#12	24.44	25.00
Band41(2535-2655)	10MHz	QPSK	40090	25RB#25	24.49	25.00
Band41(2535-2655)	10MHz	QPSK	40090	50RB#0	24.33	25.00
Band41(2535-2655)	10MHz	16QAM	40090	1RB#0	24.40	25.00
Band41(2535-2655)	10MHz	16QAM	40090	1RB#24	25.35	26.00
Band41(2535-2655)	10MHz	16QAM	40090	1RB#49	24.42	25.00
Band41(2535-2655)	10MHz	16QAM	40090	25RB#0	22.94	23.00
Band41(2535-2655)	10MHz	16QAM	40090	25RB#12	23.13	24.00
Band41(2535-2655)	10MHz	16QAM	40090	25RB#25	23.01	24.00
Band41(2535-2655)	10MHz	16QAM	40090	50RB#0	23.06	24.00
Band41(2535-2655)	10MHz	QPSK	40640	1RB#0	24.52	25.00
Band41(2535-2655)	10MHz	QPSK	40640	1RB#24	24.47	25.00
Band41(2535-2655)	10MHz	QPSK	40640	1RB#49	24.38	25.00
Band41(2535-2655)	10MHz	QPSK	40640	25RB#0	24.24	25.00
Band41(2535-2655)	10MHz	QPSK	40640	25RB#12	24.25	25.00

Shenzhen LCS Compliance Testing Laboratory Ltd.
Add: 101, 201 Bldg A & 301 Bldg C, Juji Industrial Park Yabianxueziwei, Shajing Street, Baoan District, Shenzhen, 518000, China
Tel: +(86) 0755-82591330 | E-mail: webmaster@lcs-cert.com | Web: www.lcs-cert.com
Scan code to check authenticity

Band41(2535-2655)	10MHz	QPSK	40640	25RB#25	24.29	25.00
Band41(2535-2655)	10MHz	QPSK	40640	50RB#0	24.28	25.00
Band41(2535-2655)	10MHz	16QAM	40640	1RB#0	24.05	25.00
Band41(2535-2655)	10MHz	16QAM	40640	1RB#24	24.52	25.00
Band41(2535-2655)	10MHz	16QAM	40640	1RB#49	24.21	25.00
Band41(2535-2655)	10MHz	16QAM	40640	25RB#0	22.97	23.00
Band41(2535-2655)	10MHz	16QAM	40640	25RB#12	22.81	23.00
Band41(2535-2655)	10MHz	16QAM	40640	25RB#25	23.02	24.00
Band41(2535-2655)	10MHz	16QAM	40640	50RB#0	22.81	23.00
Band41(2535-2655)	10MHz	QPSK	41190	1RB#0	24.26	25.00
Band41(2535-2655)	10MHz	QPSK	41190	1RB#24	24.25	25.00
Band41(2535-2655)	10MHz	QPSK	41190	1RB#49	24.62	25.00
Band41(2535-2655)	10MHz	QPSK	41190	25RB#0	24.05	25.00
Band41(2535-2655)	10MHz	QPSK	41190	25RB#12	24.13	25.00
Band41(2535-2655)	10MHz	QPSK	41190	25RB#25	24.30	25.00
Band41(2535-2655)	10MHz	QPSK	41190	50RB#0	24.18	25.00
Band41(2535-2655)	10MHz	16QAM	41190	1RB#0	24.48	25.00
Band41(2535-2655)	10MHz	16QAM	41190	1RB#24	23.85	24.00
Band41(2535-2655)	10MHz	16QAM	41190	1RB#49	24.69	25.00
Band41(2535-2655)	10MHz	16QAM	41190	25RB#0	22.74	23.00
Band41(2535-2655)	10MHz	16QAM	41190	25RB#12	22.83	23.00
Band41(2535-2655)	10MHz	16QAM	41190	25RB#25	22.86	23.00
Band41(2535-2655)	10MHz	16QAM	41190	50RB#0	22.81	23.00
Band41(2535-2655)	15MHz	QPSK	40115	1RB#0	24.47	25.00
Band41(2535-2655)	15MHz	QPSK	40115	1RB#38	24.69	25.00
Band41(2535-2655)	15MHz	QPSK	40115	1RB#74	24.44	25.00
Band41(2535-2655)	15MHz	QPSK	40115	38RB#0	24.38	25.00
Band41(2535-2655)	15MHz	QPSK	40115	38RB#18	24.45	25.00
Band41(2535-2655)	15MHz	QPSK	40115	38RB#37	24.44	25.00
Band41(2535-2655)	15MHz	QPSK	40115	75RB#0	24.36	25.00
Band41(2535-2655)	15MHz	16QAM	40115	1RB#0	24.37	25.00
Band41(2535-2655)	15MHz	16QAM	40115	1RB#38	25.29	26.00
Band41(2535-2655)	15MHz	16QAM	40115	1RB#74	24.50	25.00
Band41(2535-2655)	15MHz	16QAM	40115	38RB#0	22.94	23.00
Band41(2535-2655)	15MHz	16QAM	40115	38RB#18	22.92	23.00
Band41(2535-2655)	15MHz	16QAM	40115	38RB#37	22.98	23.00
Band41(2535-2655)	15MHz	16QAM	40115	75RB#0	23.02	24.00
Band41(2535-2655)	15MHz	QPSK	40640	1RB#0	24.46	25.00
Band41(2535-2655)	15MHz	QPSK	40640	1RB#38	24.49	25.00
Band41(2535-2655)	15MHz	QPSK	40640	1RB#74	24.58	25.00
Band41(2535-2655)	15MHz	QPSK	40640	38RB#0	24.30	25.00
Band41(2535-2655)	15MHz	QPSK	40640	38RB#18	24.25	25.00
Band41(2535-2655)	15MHz	QPSK	40640	38RB#37	24.28	25.00
Band41(2535-2655)	15MHz	QPSK	40640	75RB#0	24.28	25.00
Band41(2535-2655)	15MHz	16QAM	40640	1RB#0	23.46	24.00
Band41(2535-2655)	15MHz	16QAM	40640	1RB#38	24.26	25.00
Band41(2535-2655)	15MHz	16QAM	40640	1RB#74	23.23	24.00
Band41(2535-2655)	15MHz	16QAM	40640	38RB#0	22.83	23.00
Band41(2535-2655)	15MHz	16QAM	40640	38RB#18	22.78	23.00
Band41(2535-2655)	15MHz	16QAM	40640	38RB#37	22.74	23.00
Band41(2535-2655)	15MHz	16QAM	40640	75RB#0	22.83	23.00
Band41(2535-2655)	15MHz	QPSK	41165	1RB#0	24.07	25.00
Band41(2535-2655)	15MHz	QPSK	41165	1RB#38	24.48	25.00
Band41(2535-2655)	15MHz	QPSK	41165	1RB#74	24.75	25.00
Band41(2535-2655)	15MHz	QPSK	41165	38RB#0	23.82	24.00
Band41(2535-2655)	15MHz	QPSK	41165	38RB#18	23.96	24.00
Band41(2535-2655)	15MHz	QPSK	41165	38RB#37	24.16	25.00
Band41(2535-2655)	15MHz	QPSK	41165	75RB#0	24.02	25.00
Band41(2535-2655)	15MHz	16QAM	41165	1RB#0	24.14	25.00
Band41(2535-2655)	15MHz	16QAM	41165	1RB#38	23.97	24.00
Band41(2535-2655)	15MHz	16QAM	41165	1RB#74	24.71	25.00
Band41(2535-2655)	15MHz	16QAM	41165	38RB#0	22.42	23.00
Band41(2535-2655)	15MHz	16QAM	41165	38RB#18	22.59	23.00
Band41(2535-2655)	15MHz	16QAM	41165	38RB#37	22.77	23.00
Band41(2535-2655)	15MHz	16QAM	41165	75RB#0	22.71	23.00

Shenzhen LCS Compliance Testing Laboratory Ltd.
Add: 101, 201 Bldg A & 301 Bldg C, Juji Industrial Park Yabianxueziwei, Shajing Street, Baoan District, Shenzhen, 518000, China
Tel: +(86) 0755-82591330 | E-mail: webmaster@lcs-cert.com | Web: www.lcs-cert.com
Scan code to check authenticity

Band41(2535-2655)	20MHz	QPSK	40140	1RB#0	24.59	25.00
Band41(2535-2655)	20MHz	QPSK	40140	1RB#49	24.55	25.00
Band41(2535-2655)	20MHz	QPSK	40140	1RB#99	24.56	25.00
Band41(2535-2655)	20MHz	QPSK	40140	50RB#0	24.39	25.00
Band41(2535-2655)	20MHz	QPSK	40140	50RB#25	24.22	25.00
Band41(2535-2655)	20MHz	QPSK	40140	50RB#50	24.37	25.00
Band41(2535-2655)	20MHz	QPSK	40140	100RB#0	24.32	25.00
Band41(2535-2655)	20MHz	16QAM	40140	1RB#0	24.55	25.00
Band41(2535-2655)	20MHz	16QAM	40140	1RB#49	23.91	24.00
Band41(2535-2655)	20MHz	16QAM	40140	1RB#99	24.63	25.00
Band41(2535-2655)	20MHz	16QAM	40140	50RB#0	23.08	24.00
Band41(2535-2655)	20MHz	16QAM	40140	50RB#25	22.93	23.00
Band41(2535-2655)	20MHz	16QAM	40140	50RB#50	23.09	24.00
Band41(2535-2655)	20MHz	16QAM	40140	100RB#0	22.87	23.00
Band41(2535-2655)	20MHz	QPSK	40640	1RB#0	24.52	25.00
Band41(2535-2655)	20MHz	QPSK	40640	1RB#49	24.55	25.00
Band41(2535-2655)	20MHz	QPSK	40640	1RB#99	24.87	25.00
Band41(2535-2655)	20MHz	QPSK	40640	50RB#0	24.17	25.00
Band41(2535-2655)	20MHz	QPSK	40640	50RB#25	24.13	25.00
Band41(2535-2655)	20MHz	QPSK	40640	50RB#50	24.31	25.00
Band41(2535-2655)	20MHz	QPSK	40640	100RB#0	24.23	25.00
Band41(2535-2655)	20MHz	16QAM	40640	1RB#0	24.20	25.00
Band41(2535-2655)	20MHz	16QAM	40640	1RB#49	23.87	24.00
Band41(2535-2655)	20MHz	16QAM	40640	1RB#99	24.45	25.00
Band41(2535-2655)	20MHz	16QAM	40640	50RB#0	22.80	23.00
Band41(2535-2655)	20MHz	16QAM	40640	50RB#25	22.87	23.00
Band41(2535-2655)	20MHz	16QAM	40640	50RB#50	23.01	24.00
Band41(2535-2655)	20MHz	16QAM	40640	100RB#0	22.76	23.00
Band41(2535-2655)	20MHz	QPSK	41140	1RB#0	23.86	24.00
Band41(2535-2655)	20MHz	QPSK	41140	1RB#49	24.19	25.00
Band41(2535-2655)	20MHz	QPSK	41140	1RB#99	24.71	25.00
Band41(2535-2655)	20MHz	QPSK	41140	50RB#0	23.84	24.00
Band41(2535-2655)	20MHz	QPSK	41140	50RB#25	23.84	24.00
Band41(2535-2655)	20MHz	QPSK	41140	50RB#50	24.03	25.00
Band41(2535-2655)	20MHz	QPSK	41140	100RB#0	23.80	24.00
Band41(2535-2655)	20MHz	16QAM	41140	1RB#0	22.99	23.00
Band41(2535-2655)	20MHz	16QAM	41140	1RB#49	23.46	24.00
Band41(2535-2655)	20MHz	16QAM	41140	1RB#99	23.97	24.00
Band41(2535-2655)	20MHz	16QAM	41140	50RB#0	22.29	23.00
Band41(2535-2655)	20MHz	16QAM	41140	50RB#25	22.34	23.00
Band41(2535-2655)	20MHz	16QAM	41140	50RB#50	22.77	23.00
Band41(2535-2655)	20MHz	16QAM	41140	100RB#0	22.48	23.00

Shenzhen LCS Compliance Testing Laboratory Ltd.
Add: 101, 201 Bldg A & 301 Bldg C, Juji Industrial Park Yabianxueziwei, Shajing Street, Baoan District, Shenzhen, 518000, China
Tel: +(86) 0755-82591330 | E-mail: webmaster@lcs-cert.com | Web: www.lcs-cert.com
Scan code to check authenticity

7.1.16. Conducted Power Measurement Results(LTE Band 66)

Band	Bandwidth	Modulation	Channel	RB Configuration	Power(dBm)	Tune Up (dBm)
Band66	1.4MHz	QPSK	131979	1RB#0	24.52	25.00
Band66	1.4MHz	QPSK	131979	1RB#2	24.67	25.00
Band66	1.4MHz	QPSK	131979	1RB#5	24.60	25.00
Band66	1.4MHz	QPSK	131979	3RB#0	24.66	25.00
Band66	1.4MHz	QPSK	131979	3RB#1	24.64	25.00
Band66	1.4MHz	QPSK	131979	3RB#3	24.59	25.00
Band66	1.4MHz	QPSK	131979	6RB#0	24.68	25.00
Band66	1.4MHz	16QAM	131979	1RB#0	24.00	25.00
Band66	1.4MHz	16QAM	131979	1RB#2	24.57	25.00
Band66	1.4MHz	16QAM	131979	1RB#5	23.68	24.00
Band66	1.4MHz	16QAM	131979	3RB#0	24.07	25.00
Band66	1.4MHz	16QAM	131979	3RB#1	23.86	24.00
Band66	1.4MHz	16QAM	131979	3RB#3	23.71	24.00
Band66	1.4MHz	16QAM	131979	6RB#0	22.99	23.00
Band66	1.4MHz	QPSK	132322	1RB#0	24.70	25.00
Band66	1.4MHz	QPSK	132322	1RB#2	24.53	25.00
Band66	1.4MHz	QPSK	132322	1RB#5	24.63	25.00
Band66	1.4MHz	QPSK	132322	3RB#0	24.60	25.00
Band66	1.4MHz	QPSK	132322	3RB#1	24.55	25.00
Band66	1.4MHz	QPSK	132322	3RB#3	24.51	25.00
Band66	1.4MHz	QPSK	132322	6RB#0	24.48	25.00
Band66	1.4MHz	16QAM	132322	1RB#0	24.97	25.00
Band66	1.4MHz	16QAM	132322	1RB#2	24.80	25.00
Band66	1.4MHz	16QAM	132322	1RB#5	24.51	25.00
Band66	1.4MHz	16QAM	132322	3RB#0	23.42	24.00
Band66	1.4MHz	16QAM	132322	3RB#1	24.01	25.00
Band66	1.4MHz	16QAM	132322	3RB#3	23.43	24.00
Band66	1.4MHz	16QAM	132322	6RB#0	23.00	24.00
Band66	1.4MHz	QPSK	132665	1RB#0	25.09	26.00
Band66	1.4MHz	QPSK	132665	1RB#2	25.29	26.00
Band66	1.4MHz	QPSK	132665	1RB#5	25.16	26.00
Band66	1.4MHz	QPSK	132665	3RB#0	25.19	26.00
Band66	1.4MHz	QPSK	132665	3RB#1	25.14	26.00
Band66	1.4MHz	QPSK	132665	3RB#3	25.13	26.00
Band66	1.4MHz	QPSK	132665	6RB#0	25.13	26.00
Band66	1.4MHz	16QAM	132665	1RB#0	25.41	26.00
Band66	1.4MHz	16QAM	132665	1RB#2	25.59	26.00
Band66	1.4MHz	16QAM	132665	1RB#5	24.81	25.00
Band66	1.4MHz	16QAM	132665	3RB#0	24.10	25.00
Band66	1.4MHz	16QAM	132665	3RB#1	24.73	25.00
Band66	1.4MHz	16QAM	132665	3RB#3	24.43	25.00
Band66	1.4MHz	16QAM	132665	6RB#0	23.94	24.00
Band66	3MHz	QPSK	131987	1RB#0	24.52	25.00
Band66	3MHz	QPSK	131987	1RB#8	24.88	25.00
Band66	3MHz	QPSK	131987	1RB#14	24.60	25.00
Band66	3MHz	QPSK	131987	8RB#0	24.54	25.00
Band66	3MHz	QPSK	131987	8RB#4	24.64	25.00
Band66	3MHz	QPSK	131987	8RB#7	24.66	25.00
Band66	3MHz	QPSK	131987	15RB#0	24.71	25.00
Band66	3MHz	16QAM	131987	1RB#0	23.90	24.00
Band66	3MHz	16QAM	131987	1RB#8	24.86	25.00
Band66	3MHz	16QAM	131987	1RB#14	24.16	25.00
Band66	3MHz	16QAM	131987	8RB#0	23.27	24.00
Band66	3MHz	16QAM	131987	8RB#4	23.09	24.00
Band66	3MHz	16QAM	131987	8RB#7	23.34	24.00
Band66	3MHz	16QAM	131987	15RB#0	22.94	23.00
Band66	3MHz	QPSK	132322	1RB#0	24.59	25.00
Band66	3MHz	QPSK	132322	1RB#8	24.47	25.00
Band66	3MHz	QPSK	132322	1RB#14	24.91	25.00
Band66	3MHz	QPSK	132322	8RB#0	24.47	25.00
Band66	3MHz	QPSK	132322	8RB#4	24.56	25.00

Shenzhen LCS Compliance Testing Laboratory Ltd.
Add: 101, 201 Bldg A & 301 Bldg C, Juji Industrial Park Yabianxueziwei, Shajing Street, Baoan District, Shenzhen, 518000, China
Tel: +(86) 0755-82591330 | E-mail: webmaster@lcs-cert.com | Web: www.lcs-cert.com
Scan code to check authenticity

Band66	3MHz	QPSK	132322	8RB#7	24.66	25.00
Band66	3MHz	QPSK	132322	15RB#0	24.53	25.00
Band66	3MHz	16QAM	132322	1RB#0	23.75	24.00
Band66	3MHz	16QAM	132322	1RB#8	24.38	25.00
Band66	3MHz	16QAM	132322	1RB#14	24.14	25.00
Band66	3MHz	16QAM	132322	8RB#0	23.24	24.00
Band66	3MHz	16QAM	132322	8RB#4	22.81	23.00
Band66	3MHz	16QAM	132322	8RB#7	23.15	24.00
Band66	3MHz	16QAM	132322	15RB#0	23.07	24.00
Band66	3MHz	QPSK	132657	1RB#0	25.13	26.00
Band66	3MHz	QPSK	132657	1RB#8	25.36	26.00
Band66	3MHz	QPSK	132657	1RB#14	25.17	26.00
Band66	3MHz	QPSK	132657	8RB#0	25.16	26.00
Band66	3MHz	QPSK	132657	8RB#4	25.03	26.00
Band66	3MHz	QPSK	132657	8RB#7	25.15	26.00
Band66	3MHz	QPSK	132657	15RB#0	25.10	26.00
Band66	3MHz	16QAM	132657	1RB#0	24.72	25.00
Band66	3MHz	16QAM	132657	1RB#8	25.58	26.00
Band66	3MHz	16QAM	132657	1RB#14	24.62	25.00
Band66	3MHz	16QAM	132657	8RB#0	23.90	24.00
Band66	3MHz	16QAM	132657	8RB#4	23.52	24.00
Band66	3MHz	16QAM	132657	8RB#7	23.87	24.00
Band66	3MHz	16QAM	132657	15RB#0	23.69	24.00
Band66	5MHz	QPSK	131997	1RB#0	24.66	25.00
Band66	5MHz	QPSK	131997	1RB#12	24.65	25.00
Band66	5MHz	QPSK	131997	1RB#24	24.64	25.00
Band66	5MHz	QPSK	131997	12RB#0	24.55	25.00
Band66	5MHz	QPSK	131997	12RB#6	24.67	25.00
Band66	5MHz	QPSK	131997	12RB#13	24.79	25.00
Band66	5MHz	QPSK	131997	25RB#0	24.78	25.00
Band66	5MHz	16QAM	131997	1RB#0	23.94	24.00
Band66	5MHz	16QAM	131997	1RB#12	24.86	25.00
Band66	5MHz	16QAM	131997	1RB#24	24.41	25.00
Band66	5MHz	16QAM	131997	12RB#0	23.11	24.00
Band66	5MHz	16QAM	131997	12RB#6	23.31	24.00
Band66	5MHz	16QAM	131997	12RB#13	23.34	24.00
Band66	5MHz	16QAM	131997	25RB#0	23.31	24.00
Band66	5MHz	QPSK	132322	1RB#0	24.65	25.00
Band66	5MHz	QPSK	132322	1RB#12	24.45	25.00
Band66	5MHz	QPSK	132322	1RB#24	24.96	25.00
Band66	5MHz	QPSK	132322	12RB#0	24.70	25.00
Band66	5MHz	QPSK	132322	12RB#6	24.56	25.00
Band66	5MHz	QPSK	132322	12RB#13	24.99	25.00
Band66	5MHz	QPSK	132322	25RB#0	24.53	25.00
Band66	5MHz	16QAM	132322	1RB#0	23.51	24.00
Band66	5MHz	16QAM	132322	1RB#12	23.85	24.00
Band66	5MHz	16QAM	132322	1RB#24	23.73	24.00
Band66	5MHz	16QAM	132322	12RB#0	23.05	24.00
Band66	5MHz	16QAM	132322	12RB#6	23.04	24.00
Band66	5MHz	16QAM	132322	12RB#13	23.46	24.00
Band66	5MHz	16QAM	132322	25RB#0	23.16	24.00
Band66	5MHz	QPSK	132647	1RB#0	25.19	26.00
Band66	5MHz	QPSK	132647	1RB#12	24.98	25.00
Band66	5MHz	QPSK	132647	1RB#24	25.15	26.00
Band66	5MHz	QPSK	132647	12RB#0	25.22	26.00
Band66	5MHz	QPSK	132647	12RB#6	25.13	26.00
Band66	5MHz	QPSK	132647	12RB#13	25.04	26.00
Band66	5MHz	QPSK	132647	25RB#0	25.18	26.00
Band66	5MHz	16QAM	132647	1RB#0	23.88	24.00
Band66	5MHz	16QAM	132647	1RB#12	24.51	25.00
Band66	5MHz	16QAM	132647	1RB#24	23.90	24.00
Band66	5MHz	16QAM	132647	12RB#0	23.60	24.00
Band66	5MHz	16QAM	132647	12RB#6	23.65	24.00
Band66	5MHz	16QAM	132647	12RB#13	23.60	24.00
Band66	5MHz	16QAM	132647	25RB#0	23.77	24.00

Shenzhen LCS Compliance Testing Laboratory Ltd.
Add: 101, 201 Bldg A & 301 Bldg C, Juji Industrial Park Yabianxueziwei, Shajing Street, Baoan District, Shenzhen, 518000, China
Tel: +(86) 0755-82591330 | E-mail: webmaster@lcs-cert.com | Web: www.lcs-cert.com
Scan code to check authenticity

Band66	10MHz	QPSK	132022	1RB#0	24.52	25.00
Band66	10MHz	QPSK	132022	1RB#24	24.95	25.00
Band66	10MHz	QPSK	132022	1RB#49	24.70	25.00
Band66	10MHz	QPSK	132022	25RB#0	24.84	25.00
Band66	10MHz	QPSK	132022	25RB#12	24.71	25.00
Band66	10MHz	QPSK	132022	25RB#25	24.79	25.00
Band66	10MHz	QPSK	132022	50RB#0	24.83	25.00
Band66	10MHz	16QAM	132022	1RB#0	24.01	25.00
Band66	10MHz	16QAM	132022	1RB#24	25.04	26.00
Band66	10MHz	16QAM	132022	1RB#49	24.28	25.00
Band66	10MHz	16QAM	132022	25RB#0	23.34	24.00
Band66	10MHz	16QAM	132022	25RB#12	23.32	24.00
Band66	10MHz	16QAM	132022	25RB#25	23.42	24.00
Band66	10MHz	16QAM	132022	50RB#0	23.31	24.00
Band66	10MHz	QPSK	132322	1RB#0	24.69	25.00
Band66	10MHz	QPSK	132322	1RB#24	24.57	25.00
Band66	10MHz	QPSK	132322	1RB#49	25.03	26.00
Band66	10MHz	QPSK	132322	25RB#0	24.60	25.00
Band66	10MHz	QPSK	132322	25RB#12	24.57	25.00
Band66	10MHz	QPSK	132322	25RB#25	24.90	25.00
Band66	10MHz	QPSK	132322	50RB#0	24.48	25.00
Band66	10MHz	16QAM	132322	1RB#0	23.92	24.00
Band66	10MHz	16QAM	132322	1RB#24	24.96	25.00
Band66	10MHz	16QAM	132322	1RB#49	24.33	25.00
Band66	10MHz	16QAM	132322	25RB#0	23.06	24.00
Band66	10MHz	16QAM	132322	25RB#12	23.01	24.00
Band66	10MHz	16QAM	132322	25RB#25	23.39	24.00
Band66	10MHz	16QAM	132322	50RB#0	23.06	24.00
Band66	10MHz	QPSK	132622	1RB#0	24.93	25.00
Band66	10MHz	QPSK	132622	1RB#24	25.22	26.00
Band66	10MHz	QPSK	132622	1RB#49	25.08	26.00
Band66	10MHz	QPSK	132622	25RB#0	25.01	26.00
Band66	10MHz	QPSK	132622	25RB#12	25.06	26.00
Band66	10MHz	QPSK	132622	25RB#25	25.16	26.00
Band66	10MHz	QPSK	132622	50RB#0	25.01	26.00
Band66	10MHz	16QAM	132622	1RB#0	24.32	25.00
Band66	10MHz	16QAM	132622	1RB#24	25.37	26.00
Band66	10MHz	16QAM	132622	1RB#49	24.31	25.00
Band66	10MHz	16QAM	132622	25RB#0	23.50	24.00
Band66	10MHz	16QAM	132622	25RB#12	23.55	24.00
Band66	10MHz	16QAM	132622	25RB#25	23.65	24.00
Band66	10MHz	16QAM	132622	50RB#0	23.63	24.00
Band66	15MHz	QPSK	132047	1RB#0	24.46	25.00
Band66	15MHz	QPSK	132047	1RB#38	24.79	25.00
Band66	15MHz	QPSK	132047	1RB#74	24.78	25.00
Band66	15MHz	QPSK	132047	38RB#0	24.75	25.00
Band66	15MHz	QPSK	132047	38RB#18	24.79	25.00
Band66	15MHz	QPSK	132047	38RB#37	24.90	25.00
Band66	15MHz	QPSK	132047	75RB#0	24.79	25.00
Band66	15MHz	16QAM	132047	1RB#0	24.00	25.00
Band66	15MHz	16QAM	132047	1RB#38	24.94	25.00
Band66	15MHz	16QAM	132047	1RB#74	24.34	25.00
Band66	15MHz	16QAM	132047	38RB#0	23.22	24.00
Band66	15MHz	16QAM	132047	38RB#18	23.30	24.00
Band66	15MHz	16QAM	132047	38RB#37	23.36	24.00
Band66	15MHz	16QAM	132047	75RB#0	23.40	24.00
Band66	15MHz	QPSK	132322	1RB#0	24.70	25.00
Band66	15MHz	QPSK	132322	1RB#38	24.67	25.00
Band66	15MHz	QPSK	132322	1RB#74	24.96	25.00
Band66	15MHz	QPSK	132322	38RB#0	24.73	25.00
Band66	15MHz	QPSK	132322	38RB#18	24.50	25.00
Band66	15MHz	QPSK	132322	38RB#37	25.02	26.00
Band66	15MHz	QPSK	132322	75RB#0	24.46	25.00
Band66	15MHz	16QAM	132322	1RB#0	24.10	25.00
Band66	15MHz	16QAM	132322	1RB#38	24.93	25.00

Shenzhen LCS Compliance Testing Laboratory Ltd.
Add: 101, 201 Bldg A & 301 Bldg C, Juji Industrial Park Yabianxueziwei, Shajing Street, Baoan District, Shenzhen, 518000, China
Tel: +(86) 0755-82591330 | E-mail: webmaster@lcs-cert.com | Web: www.lcs-cert.com
Scan code to check authenticity

Band66	15MHz	16QAM	132322	1RB#74	24.40	25.00
Band66	15MHz	16QAM	132322	38RB#0	23.12	24.00
Band66	15MHz	16QAM	132322	38RB#18	23.03	24.00
Band66	15MHz	16QAM	132322	38RB#37	23.54	24.00
Band66	15MHz	16QAM	132322	75RB#0	22.99	23.00
Band66	15MHz	QPSK	132597	1RB#0	24.91	25.00
Band66	15MHz	QPSK	132597	1RB#38	25.18	26.00
Band66	15MHz	QPSK	132597	1RB#74	25.04	26.00
Band66	15MHz	QPSK	132597	38RB#0	24.97	25.00
Band66	15MHz	QPSK	132597	38RB#18	25.03	26.00
Band66	15MHz	QPSK	132597	38RB#37	24.99	25.00
Band66	15MHz	QPSK	132597	75RB#0	25.11	26.00
Band66	15MHz	16QAM	132597	1RB#0	24.35	25.00
Band66	15MHz	16QAM	132597	1RB#38	25.42	26.00
Band66	15MHz	16QAM	132597	1RB#74	24.59	25.00
Band66	15MHz	16QAM	132597	38RB#0	23.50	24.00
Band66	15MHz	16QAM	132597	38RB#18	23.60	24.00
Band66	15MHz	16QAM	132597	38RB#37	23.64	24.00
Band66	15MHz	16QAM	132597	75RB#0	23.57	24.00
Band66	20MHz	QPSK	132072	1RB#0	24.69	25.00
Band66	20MHz	QPSK	132072	1RB#49	25.15	26.00
Band66	20MHz	QPSK	132072	1RB#99	25.07	26.00
Band66	20MHz	QPSK	132072	50RB#0	24.77	25.00
Band66	20MHz	QPSK	132072	50RB#25	24.82	25.00
Band66	20MHz	QPSK	132072	50RB#50	24.90	25.00
Band66	20MHz	QPSK	132072	100RB#0	24.95	25.00
Band66	20MHz	16QAM	132072	1RB#0	24.35	25.00
Band66	20MHz	16QAM	132072	1RB#49	24.46	25.00
Band66	20MHz	16QAM	132072	1RB#99	24.84	25.00
Band66	20MHz	16QAM	132072	50RB#0	23.16	24.00
Band66	20MHz	16QAM	132072	50RB#25	23.36	24.00
Band66	20MHz	16QAM	132072	50RB#50	23.50	24.00
Band66	20MHz	16QAM	132072	100RB#0	23.44	24.00
Band66	20MHz	QPSK	132322	1RB#0	25.16	26.00
Band66	20MHz	QPSK	132322	1RB#49	24.62	25.00
Band66	20MHz	QPSK	132322	1RB#99	25.19	26.00
Band66	20MHz	QPSK	132322	50RB#0	24.77	25.00
Band66	20MHz	QPSK	132322	50RB#25	24.53	25.00
Band66	20MHz	QPSK	132322	50RB#50	25.03	26.00
Band66	20MHz	QPSK	132322	100RB#0	24.55	25.00
Band66	20MHz	16QAM	132322	1RB#0	23.92	24.00
Band66	20MHz	16QAM	132322	1RB#49	23.29	24.00
Band66	20MHz	16QAM	132322	1RB#99	23.97	24.00
Band66	20MHz	16QAM	132322	50RB#0	23.22	24.00
Band66	20MHz	16QAM	132322	50RB#25	23.11	24.00
Band66	20MHz	16QAM	132322	50RB#50	23.63	24.00
Band66	20MHz	16QAM	132322	100RB#0	23.09	24.00
Band66	20MHz	QPSK	132572	1RB#0	25.12	26.00
Band66	20MHz	QPSK	132572	1RB#49	25.16	26.00
Band66	20MHz	QPSK	132572	1RB#99	25.09	26.00
Band66	20MHz	QPSK	132572	50RB#0	25.02	26.00
Band66	20MHz	QPSK	132572	50RB#25	25.06	26.00
Band66	20MHz	QPSK	132572	50RB#50	25.00	26.00
Band66	20MHz	QPSK	132572	100RB#0	25.01	26.00
Band66	20MHz	16QAM	132572	1RB#0	24.45	25.00
Band66	20MHz	16QAM	132572	1RB#49	23.98	24.00
Band66	20MHz	16QAM	132572	1RB#99	24.57	25.00
Band66	20MHz	16QAM	132572	50RB#0	23.55	24.00
Band66	20MHz	16QAM	132572	50RB#25	23.45	24.00
Band66	20MHz	16QAM	132572	50RB#50	23.61	24.00
Band66	20MHz	16QAM	132572	100RB#0	23.49	24.00

Shenzhen LCS Compliance Testing Laboratory Ltd.
Add: 101, 201 Bldg A & 301 Bldg C, Juji Industrial Park Yabianxueziwei, Shajing Street, Baoan District, Shenzhen, 518000, China
Tel: +(86) 0755-82591330 | E-mail: webmaster@lcs-cert.com | Web: www.lcs-cert.com
Scan code to check authenticity

7.1.17. Conducted Power Measurement Results(WIFI 2.4G)

Condition	Mode	Frequency (MHz)	Antenna	Conducted Power (dBm)	Duty Factor (dB)	Total Power (dBm)	Tune Up (dBm)
NVNT	b	2412	Ant	17.05	0.02	17.07	18.00
NVNT	b	2437	Ant	16.62	0.03	16.65	17.00
NVNT	b	2462	Ant	16.57	0.02	16.59	17.00
NVNT	g	2412	Ant	16.86	0.15	17.01	18.00
NVNT	g	2437	Ant	16.43	0.12	16.55	17.00
NVNT	g	2462	Ant	16.08	0.12	16.20	17.00
NVNT	n20	2412	Ant	16.15	0.13	16.28	17.00
NVNT	n20	2437	Ant	16.40	0.16	16.56	17.00
NVNT	n20	2462	Ant	16.04	0.17	16.21	17.00
NVNT	n40	2422	Ant	16.63	0.26	16.89	17.00
NVNT	n40	2437	Ant	16.65	0.26	16.91	17.00
NVNT	n40	2452	Ant	16.38	0.26	16.64	17.00

Note:
a) Power must be measured at each transmit antenna port according to the DSSS and OFDM transmission configurations in each standalone and aggregated frequency band.
b) Power measurement is required for the transmission mode configuration with the highest maximum output power specified for production units.
1) When the same highest maximum output power specification applies to multiple transmission modes, the largest channel bandwidth configuration with the lowest order modulation and lowest data rate is measured.
2) When the same highest maximum output power is specified for multiple largest channel bandwidth configurations with the same lowest order modulation or lowest order modulation and lowest data rate, power measurement is required for all equivalent 802.11 configurations with the same maximum output power.
c) For each transmission mode configuration, power must be measured for the highest and lowest channels; and at the mid-band channel(s) when there are at least 3 channels. For configurations with multiple mid-band channels, due to an even number of channels, both channels should be measured.

WIFI 2.4G (802.11b):
Duty cycle=99.53%

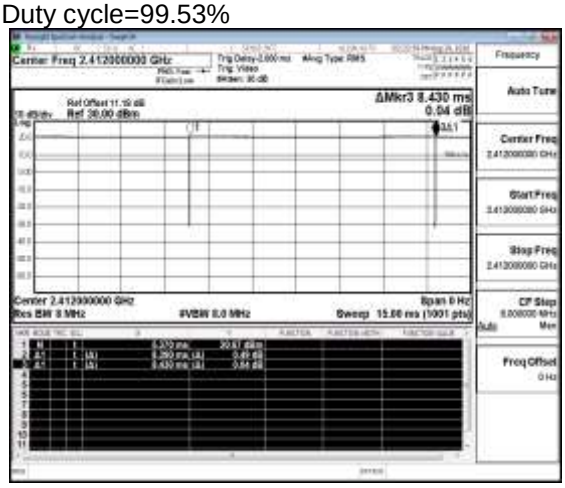

Shenzhen LCS Compliance Testing Laboratory Ltd.
Add: 101, 201 Bldg A & 301 Bldg C, Juji Industrial Park Yabianxueziwei, Shajing Street, Baoan District, Shenzhen, 518000, China
Tel: +(86) 0755-82591330 | E-mail: webmaster@lcs-cert.com | Web: www.lcs-cert.com
Scan code to check authenticity

7.1.18. Conducted Power Measurement Results(WIFI 5.2G)

Condition	Mode	Frequency (MHz)	Antenna	Conducted Power (dBm)	Duty Factor (dB)	Total Power (dBm)	Tune Up (dBm)
NVNT	a	5180	Ant1	16.75	0.12	16.87	17.00
NVNT	a	5200	Ant1	16.95	0.12	17.07	18.00
NVNT	a	5240	Ant1	16.72	0.12	16.84	17.00
NVNT	n20	5180	Ant1	16.80	0.16	16.96	17.00
NVNT	n20	5200	Ant1	16.80	0.13	16.93	17.00
NVNT	n20	5240	Ant1	16.69	0.13	16.82	17.00
NVNT	n40	5190	Ant1	17.11	0.26	17.37	18.00
NVNT	n40	5230	Ant1	17.07	0.26	17.33	18.00
NVNT	ac20	5180	Ant1	16.72	0.16	16.88	17.00
NVNT	ac20	5200	Ant1	16.68	0.16	16.84	17.00
NVNT	ac20	5240	Ant1	16.58	0.13	16.71	17.00
NVNT	ac40	5190	Ant1	16.92	0.26	17.18	18.00
NVNT	ac40	5230	Ant1	17.04	0.26	17.30	18.00
NVNT	ac80	5210	Ant1	16.82	0.63	17.45	18.50

Note:
a) Power must be measured at each transmit antenna port according to the DSSS and OFDM transmission configurations in each standalone and aggregated frequency band.
b) Power measurement is required for the transmission mode configuration with the highest maximum output power specified for production units.
1) When the same highest maximum output power specification applies to multiple transmission modes, the largest channel bandwidth configuration with the lowest order modulation and lowest data rate is measured.
2) When the same highest maximum output power is specified for multiple largest channel bandwidth configurations with the same lowest order modulation or lowest order modulation and lowest data rate, power measurement is required for all equivalent 802.11 configurations with the same maximum output power.
c) For each transmission mode configuration, power must be measured for the highest and lowest channels; and at the mid-band channel(s) when there are at least 3 channels. For configurations with multiple mid-band channels, due to an even number of channels, both channels should be measured.

WIFI 5.2G (802.11ac80):
Duty cycle=86.49%

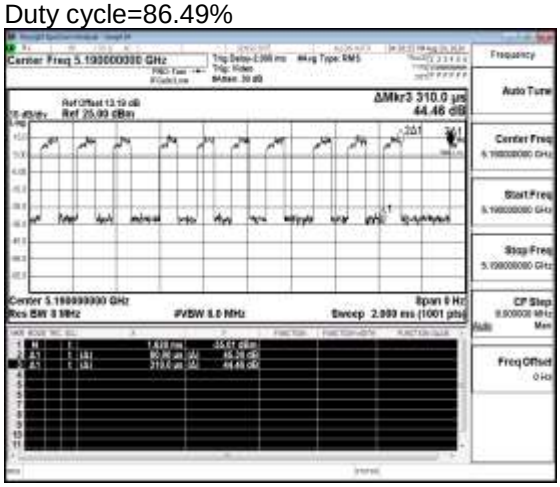

Shenzhen LCS Compliance Testing Laboratory Ltd.
Add: 101, 201 Bldg A & 301 Bldg C, Juji Industrial Park Yabianxueziwei, Shajing Street, Baoan District, Shenzhen, 518000, China
Tel: +(86) 0755-82591330 | E-mail: webmaster@lcs-cert.com | Web: www.lcs-cert.com
Scan code to check authenticity

7.1.19. Conducted Power Measurement Results(WIFI 5.3G)

Condition	Mode	Frequency (MHz)	Antenna	Conducted Power (dBm)	Duty Factor (dB)	Total Power (dBm)	Tune Up (dBm)
NVNT	a	5260	Ant1	16.72	0.15	16.87	17.00
NVNT	a	5280	Ant1	16.72	0.15	16.87	17.00
NVNT	a	5320	Ant1	16.15	0.15	16.30	17.00
NVNT	n20	5260	Ant1	16.71	0.13	16.84	17.00
NVNT	n20	5280	Ant1	16.58	0.16	16.74	17.00
NVNT	n20	5320	Ant1	16.27	0.16	16.43	17.00
NVNT	n40	5270	Ant1	16.73	0.33	17.06	18.00
NVNT	n40	5310	Ant1	16.40	0.33	16.73	17.00
NVNT	ac20	5260	Ant1	16.75	0.16	16.91	17.00
NVNT	ac20	5280	Ant1	16.45	0.13	16.58	17.00
NVNT	ac20	5320	Ant1	14.69	0.16	14.85	15.00
NVNT	ac40	5270	Ant1	16.62	0.26	16.88	17.00
NVNT	ac40	5310	Ant1	16.38	0.26	16.64	17.00
NVNT	ac80	5290	Ant1	16.30	0.63	16.93	17.00

Note:
a) Power must be measured at each transmit antenna port according to the DSSS and OFDM transmission configurations in each standalone and aggregated frequency band.
b) Power measurement is required for the transmission mode configuration with the highest maximum output power specified for production units.
1) When the same highest maximum output power specification applies to multiple transmission modes, the largest channel bandwidth configuration with the lowest order modulation and lowest data rate is measured.
2) When the same highest maximum output power is specified for multiple largest channel bandwidth configurations with the same lowest order modulation or lowest order modulation and lowest data rate, power measurement is required for all equivalent 802.11 configurations with the same maximum output power.
c) For each transmission mode configuration, power must be measured for the highest and lowest channels; and at the mid-band channel(s) when there are at least 3 channels. For configurations with multiple mid-band channels, due to an even number of channels, both channels should be measured.

WIFI 5.3G (802.11n40):
Duty cycle=92.75%

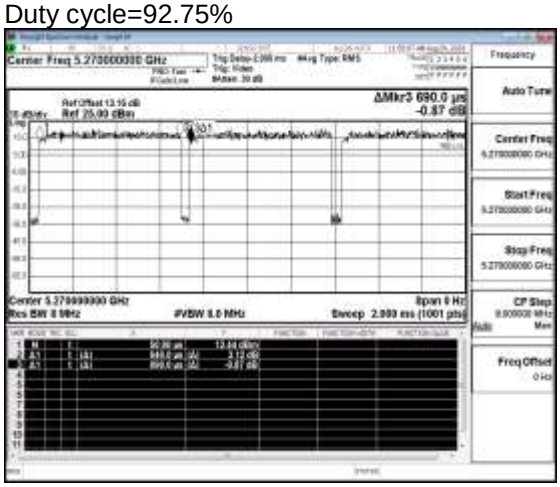

Shenzhen LCS Compliance Testing Laboratory Ltd.
Add: 101, 201 Bldg A & 301 Bldg C, Juji Industrial Park Yabianxueziwei, Shajing Street, Baoan District, Shenzhen, 518000, China
Tel: +(86) 0755-82591330 | E-mail: webmaster@lcs-cert.com | Web: www.lcs-cert.com
Scan code to check authenticity

7.1.20. Conducted Power Measurement Results(WIFI 5.5G)

Condition	Mode	Frequency (MHz)	Antenna	Conducted Power (dBm)	Duty Factor (dB)	Total Power (dBm)	Tune Up (dBm)
NVNT	a	5500	Ant1	13.00	0.13	13.13	14.00
NVNT	a	5580	Ant1	14.46	0.13	14.59	15.00
NVNT	a	5700	Ant1	16.01	0.13	16.14	17.00
NVNT	n20	5500	Ant1	13.03	0.15	13.18	14.00
NVNT	n20	5580	Ant1	14.71	0.18	14.89	15.00
NVNT	n20	5700	Ant1	16.26	0.18	16.44	17.50
NVNT	n40	5510	Ant1	13.10	0.30	13.40	14.00
NVNT	n40	5550	Ant1	13.93	0.30	14.23	15.00
NVNT	ac20	5670	Ant1	15.70	0.30	16.00	17.00
NVNT	ac20	5500	Ant1	12.85	0.15	13.00	14.00
NVNT	ac20	5580	Ant1	14.67	0.15	14.82	15.00
NVNT	ac40	5700	Ant1	16.26	0.17	16.43	17.00
NVNT	ac40	5510	Ant1	13.10	0.30	13.40	14.00
NVNT	ac80	5550	Ant1	13.91	0.30	14.21	15.00

Note:
a) Power must be measured at each transmit antenna port according to the DSSS and OFDM transmission configurations in each standalone and aggregated frequency band.
b) Power measurement is required for the transmission mode configuration with the highest maximum output power specified for production units.
1) When the same highest maximum output power specification applies to multiple transmission modes, the largest channel bandwidth configuration with the lowest order modulation and lowest data rate is measured.
2) When the same highest maximum output power is specified for multiple largest channel bandwidth configurations with the same lowest order modulation or lowest order modulation and lowest data rate, power measurement is required for all equivalent 802.11 configurations with the same maximum output power.
c) For each transmission mode configuration, power must be measured for the highest and lowest channels; and at the mid-band channel(s) when there are at least 3 channels. For configurations with multiple mid-band channels, due to an even number of channels, both channels should be measured.

WIFI 5.5G (802.11n20):
Duty cycle=96.05%

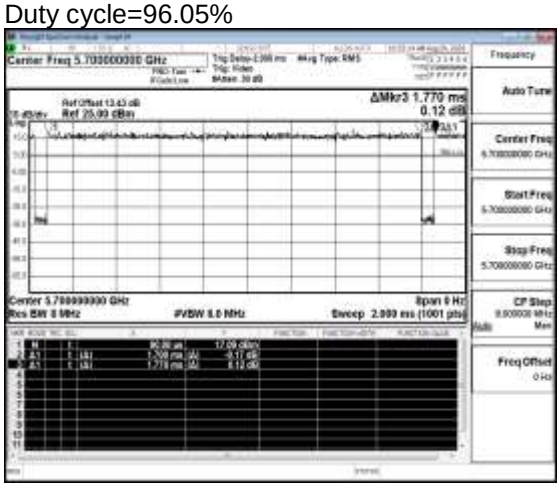

Shenzhen LCS Compliance Testing Laboratory Ltd.
Add: 101, 201 Bldg A & 301 Bldg C, Juji Industrial Park Yabianxueziwei, Shajing Street, Baoan District, Shenzhen, 518000, China
Tel: +(86) 0755-82591330 | E-mail: webmaster@lcs-cert.com | Web: www.lcs-cert.com
Scan code to check authenticity

7.1.21. Conducted Power Measurement Results(WIFI 5.8G)

Condition	Mode	Frequency (MHz)	Antenna	Conducted Power (dBm)	Duty Factor (dB)	Total Power (dBm)	Tune Up (dBm)
NVNT	a	5745	Ant1	14.56	0.12	14.68	15.00
NVNT	a	5785	Ant1	16.22	0.12	16.34	17.00
NVNT	a	5825	Ant1	16.11	0.15	16.26	17.00
NVNT	n20	5745	Ant1	16.09	0.13	16.22	17.00
NVNT	n20	5785	Ant1	16.08	0.16	16.24	17.00
NVNT	n20	5825	Ant1	15.97	0.13	16.10	17.00
NVNT	n40	5755	Ant1	16.27	0.26	16.53	17.00
NVNT	n40	5795	Ant1	16.19	0.32	16.51	17.00
NVNT	ac20	5745	Ant1	15.98	0.16	16.14	17.00
NVNT	ac20	5785	Ant1	16.10	0.16	16.26	17.00
NVNT	ac20	5825	Ant1	15.90	0.13	16.03	17.00
NVNT	ac40	5755	Ant1	16.16	0.32	16.48	17.00
NVNT	ac40	5795	Ant1	16.10	0.26	16.36	17.00
NVNT	ac80	5775	Ant1	16.06	0.51	16.57	17.50

Note:
a) Power must be measured at each transmit antenna port according to the DSSS and OFDM transmission configurations in each standalone and aggregated frequency band.
b) Power measurement is required for the transmission mode configuration with the highest maximum output power specified for production units.
1) When the same highest maximum output power specification applies to multiple transmission modes, the largest channel bandwidth configuration with the lowest order modulation and lowest data rate is measured.
2) When the same highest maximum output power is specified for multiple largest channel bandwidth configurations with the same lowest order modulation or lowest order modulation and lowest data rate, power measurement is required for all equivalent 802.11 configurations with the same maximum output power.
c) For each transmission mode configuration, power must be measured for the highest and lowest channels; and at the mid-band channel(s) when there are at least 3 channels. For configurations with multiple mid-band channels, due to an even number of channels, both channels should be measured.

WIFI 5.8G (802.11ac80):
Duty cycle=88.89%

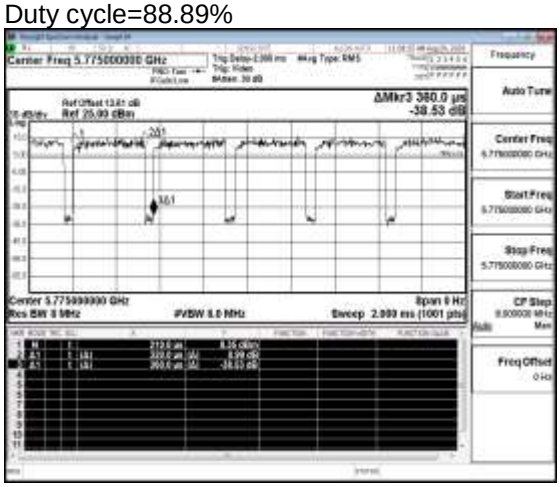

Shenzhen LCS Compliance Testing Laboratory Ltd.
Add: 101, 201 Bldg A & 301 Bldg C, Juji Industrial Park Yabianxueziwei, Shajing Street, Baoan District, Shenzhen, 518000, China
Tel: +(86) 0755-82591330 | E-mail: webmaster@lcs-cert.com | Web: www.lcs-cert.com
Scan code to check authenticity

7.1.22. Conducted Power Measurement Results(Bluetooth)

Condition	Mode	Frequency (MHz)	Antenna	Total Power (dBm)	Tune Up (dBm)
NVNT	1-DH5	2402	Ant1	1.81	2.00
NVNT	1-DH5	2441	Ant1	2.27	3.00
NVNT	1-DH5	2480	Ant1	1.83	2.00
NVNT	2-DH5	2402	Ant1	2.49	3.00
NVNT	2-DH5	2441	Ant1	2.82	3.00
NVNT	2-DH5	2480	Ant1	2.20	3.00
NVNT	3-DH5	2402	Ant1	2.82	3.00
NVNT	3-DH5	2441	Ant1	3.07	4.00
NVNT	3-DH5	2480	Ant1	2.46	3.00

BLE

Condition	Mode	Frequency (MHz)	Antenna	Total Power (dBm)	Tune Up (dBm)
NVNT	BLE 1M	2402	Ant1	1.92	2.00
NVNT	BLE 1M	2440	Ant1	1.95	2.00
NVNT	BLE 1M	2480	Ant1	1.48	2.00
NVNT	BLE 2M	2402	Ant1	1.76	2.00
NVNT	BLE 2M	2440	Ant1	1.26	2.00
NVNT	BLE 2M	2480	Ant1	0.89	1.00

Shenzhen LCS Compliance Testing Laboratory Ltd.
Add: 101, 201 Bldg A & 301 Bldg C, Juji Industrial Park Yabianxueziwei, Shajing Street, Baoan District, Shenzhen, 518000, China
Tel: +(86) 0755-82591330 | E-mail: webmaster@lcs-cert.com | Web: www.lcs-cert.com
Scan code to check authenticity

7.2. SAR Measurement Results

The calculated SAR is obtained by the following formula:

Reported SAR=Measured SAR*$10^{(Ptarget-Pmeasured))/10}$

Scaling factor=$10^{(Ptarget-Pmeasured))/10}$

Reported SAR= Measured SAR* Scaling factor

+Where

P_{target} is the power of manufacturing upper limit;

$P_{measured}$ is the measured power;

Measured SAR is measured SAR at measured power which including power drift)

Reported SAR which including Power Drift and Scaling factor

7.2.1. SAR Results[GSM 850]

SAR Values [GSM850]								
Ch/ Freq. (MHz)	Channel Type	Test Position	Conducted Power (dBm)	Maximum Allowed Power (dBm)	Power Drift (dB)	Scaling Factor	SAR_{1-g} results(W/kg)	
							Measured	Reported
measured / reported SAR numbers – Head(SIM 1)								
190/836.6	GSM	Left Cheek	32.30	33.00	-0.14	1.175	**0.256**	**0.301**
190/836.6	GSM	Left Tilt	32.30	33.00	-0.03	1.175	0.195	0.229
190/836.6	GSM	Right Cheek	32.30	33.00	-0.16	1.175	0.226	0.266
190/836.6	GSM	Right Tilt	32.30	33.00	0.13	1.175	0.178	0.209
measured / reported SAR numbers – Head(SIM 2)								
190/836.6	GSM	Left Cheek	32.30	33.00	0.03	1.175	0.219	0.257
measured / reported SAR numbers - Body (distance 10mm) (SIM 1)								
128/824.2	GPRS 3TS	Front side	29.32	30.00	0.18	1.169	0.129	0.151
128/824.2	GPRS 3TS	Rear side	29.32	30.00	0.17	1.169	**0.231**	**0.270**
128/824.2	GPRS 3TS	Left side	29.32	30.00	-0.10	1.169	0.120	0.140
128/824.2	GPRS 3TS	Right side	29.32	30.00	-0.13	1.169	0.116	0.136
128/824.2	GPRS 3TS	Bottom side	29.32	30.00	-0.15	1.169	0.149	0.174
measured / reported SAR numbers - Body (distance 10mm) (SIM 2)								
128/824.2	GPRS 3TS	Rear side	29.32	30.00	-0.05	1.169	0.203	0.237

Note:

1) The maximum Scaled SAR value is marked in bold. Graph results refer to Appendix B.

2) Per KDB447498 D01, testing of other required channels within the operating mode of a frequency band is not required when the reported 1-g or 10-g SAR for the mid-band or highest output power channel is:

● ≤ 0.8W/kg for 1-g or 2.0W/kg for 10-g respectively, when the transmission band is ≤ 100MHz.

● ≤ 0.6 W/kg or 1.5 W/kg, for 1-g or 10-g respectively, when the transmission band is between 100 MHz and 200 MHz.

● ≤ 0.4 W/kg or 1.0 W/kg, for 1-g or 10-g respectively, when the transmission band is ≥ 200 MHz.

3) Body worn mode and hotspot mode use the same test distance for 10mm. The above data only reflects hotspot mode.

Shenzhen LCS Compliance Testing Laboratory Ltd.
Add: 101, 201 Bldg A & 301 Bldg C, Juji Industrial Park Yabianxueziwei, Shajing Street, Baoan District, Shenzhen, 518000, China
Tel: +(86) 0755-82591330 | E-mail: webmaster@lcs-cert.com | Web: www.lcs-cert.com
Scan code to check authenticity

7.2.2. SAR Results[PCS 1900]

SAR Values [GSM1900]								
Ch/ Freq. (MHz)	Channel Type	Test Position	Conducted Power (dBm)	Maximum Allowed Power (dBm)	Power Drift (dB)	Scaling Factor	SAR_{1-g} results(W/kg)	
							Measured	Reported
measured / reported SAR numbers – Head(SIM 1)								
512/1850.2	GSM	Left Cheek	29.38	30.00	-0.10	1.153	**0.367**	**0.423**
512/1850.2	GSM	Left Tilt	29.38	30.00	-0.09	1.153	0.262	0.302
512/1850.2	GSM	Right Cheek	29.38	30.00	-0.05	1.153	0.337	0.389
512/1850.2	GSM	Right Tilt	29.38	30.00	-0.02	1.153	0.217	0.250
measured / reported SAR numbers – Head(SIM 2)								
512/1850.2	GSM	Left Cheek	29.38	30.00	0.06	1.153	0.352	0.406
measured / reported SAR numbers - Body (distance 10mm) (SIM 1)								
512/1850.2	GPRS 3TS	Front side	26.33	27.00	-0.04	1.167	0.512	0.597
512/1850.2	GPRS 3TS	Rear side	26.33	27.00	0.15	1.167	**0.663**	**0.774**
512/1850.2	GPRS 3TS	Left side	26.33	27.00	0.13	1.167	0.269	0.314
512/1850.2	GPRS 3TS	Right side	26.33	27.00	-0.05	1.167	0.312	0.364
512/1850.2	GPRS 3TS	Bottom side	26.33	27.00	-0.19	1.167	0.497	0.580
measured / reported SAR numbers - Body (distance 10mm) (SIM 2)								
512/1850.2	GPRS 3TS	Rear side	26.33	27.00	-0.11	1.167	0.625	0.729

Note:
1) The maximum Scaled SAR value is marked in bold. Graph results refer to Appendix B.
2) Per KDB447498 D01, testing of other required channels within the operating mode of a frequency band is not required when the reported 1-g or 10-g SAR for the mid-band or highest output power channel is:
● ≤ 0.8W/kg for 1-g or 2.0W/kg for 10-g respectively, when the transmission band is ≤ 100MHz.
● ≤ 0.6 W/kg or 1.5 W/kg, for 1-g or 10-g respectively, when the transmission band is between 100 MHz and 200 MHz.
● ≤ 0.4 W/kg or 1.0 W/kg, for 1-g or 10-g respectively, when the transmission band is ≥ 200 MHz.
3) Body worn mode and hotspot mode use the same test distance for 10mm. The above data only reflects hotspot mode

Shenzhen LCS Compliance Testing Laboratory Ltd.
Add: 101, 201 Bldg A & 301 Bldg C, Juji Industrial Park Yabianxueziwei, Shajing Street, Baoan District, Shenzhen, 518000, China
Tel: +(86) 0755-82591330 | E-mail: webmaster@lcs-cert.com | Web: www.lcs-cert.com
Scan code to check authenticity

7.2.3. SAR Results [WCDMA Band II]

SAR Values [WCDMA Band II]								
Ch/ Freq. (MHz)	Channel Type	Test Position	Conducted Power (dBm)	Maximum Allowed Power (dBm)	Power Drift (dB)	Scaling Factor	SAR_{1-g} results(W/kg)	
							Measured	Reported
measured / reported SAR numbers – Head(SIM 1)								
9262/1852.4	RMC	Left Cheek	23.42	24.00	-0.11	1.143	**0.318**	**0.363**
9262/1852.4	RMC	Left Tilt	23.42	24.00	0.19	1.143	0.185	0.211
9262/1852.4	RMC	Right Cheek	23.42	24.00	-0.16	1.143	0.302	0.345
9262/1852.4	RMC	Right Tilt	23.42	24.00	-0.18	1.143	0.136	0.155
measured / reported SAR numbers – Head(SIM 2)								
9262/1852.4	RMC	Left Cheek	23.42	24.00	-0.08	1.143	0.302	0.345
measured / reported SAR numbers - Body (distance 10mm) (SIM 1)								
9262/1852.4	RMC	Front side	23.42	24.00	-0.01	1.143	0.396	0.453
9262/1852.4	RMC	Rear side	23.42	24.00	-0.15	1.143	**0.589**	**0.673**
9262/1852.4	RMC	Left side	23.42	24.00	-0.16	1.143	0.261	0.298
9262/1852.4	RMC	Right side	23.42	24.00	-0.01	1.143	0.410	0.469
9262/1852.4	RMC	Bottom side	23.42	24.00	-0.17	1.143	0.351	0.401
measured / reported SAR numbers - Body (distance 10mm) (SIM 2)								
9262/1852.4	RMC	Rear side	23.42	24.00	-0.07	1.143	0.558	0.638

Note:

1) The maximum Scaled SAR value is marked in bold. Graph results refer to Appendix B.

2) Per KDB447498 D01, testing of other required channels within the operating mode of a frequency band is not required when the reported 1-g or 10-g SAR for the mid-band or highest output power channel is:

● ⩽ 0.8W/kg for 1-g or 2.0W/kg for 10-g respectively, when the transmission band is ⩽ 100MHz.

● ⩽ 0.6 W/kg or 1.5 W/kg, for 1-g or 10-g respectively, when the transmission band is between 100 MHz and 200 MHz.

● ⩽ 0.4 W/kg or 1.0 W/kg, for 1-g or 10-g respectively, when the transmission band is ⩾ 200 MHz.

3. RMC* - RMC 12.2kbps mode;

4) Body worn mode and hotspot mode use the same test distance for 10mm. The above data only reflects hotspot mode

Shenzhen LCS Compliance Testing Laboratory Ltd.
Add: 101, 201 Bldg A & 301 Bldg C, Juji Industrial Park Yabianxueziwei, Shajing Street, Baoan District, Shenzhen, 518000, China
Tel: +(86) 0755-82591330 | E-mail: webmaster@lcs-cert.com | Web: www.lcs-cert.com
Scan code to check authenticity

7.2.4. SAR Results [WCDMA Band IV]

SAR Values [WCDMA Band IV]								
Ch/ Freq. (MHz)	Channel Type	Test Position	Conducted Power (dBm)	Maximum Allowed Power (dBm)	Power Drift (dB)	Scaling Factor	SAR_{1-g} results(W/kg)	
							Measured	Reported
measured / reported SAR numbers – Head(SIM 1)								
1513/1752.6	RMC	Left Cheek	23.31	24.00	0.03	1.172	**0.318**	**0.373**
1513/1752.6	RMC	Left Tilt	23.31	24.00	-0.18	1.172	0.185	0.217
1513/1752.6	RMC	Right Cheek	23.31	24.00	-0.07	1.172	0.273	0.320
1513/1752.6	RMC	Right Tilt	23.31	24.00	0.01	1.172	0.136	0.159
measured / reported SAR numbers – Head(SIM 2)								
1513/1752.6	RMC	Left Cheek	23.31	24.00	-0.09	1.172	0.278	0.326
measured / reported SAR numbers - Body (distance 10mm) (SIM 1)								
1513/1752.6	RMC	Front side	23.31	24.00	0.10	1.172	0.441	0.517
1513/1752.6	RMC	Rear side	23.31	24.00	0.14	1.172	**0.628**	**0.736**
1513/1752.6	RMC	Left side	23.31	24.00	0.01	1.172	0.195	0.229
1513/1752.6	RMC	Right side	23.31	24.00	-0.01	1.172	0.294	0.345
1513/1752.6	RMC	Bottom side	23.31	24.00	0.16	1.172	0.417	0.489
measured / reported SAR numbers - Body (distance 10mm) (SIM 2)								
1513/1752.6	RMC	Rear side	23.31	24.00	-0.05	1.172	0.611	0.716

Note:
1) The maximum Scaled SAR value is marked in bold. Graph results refer to Appendix B.
2) Per KDB447498 D01, testing of other required channels within the operating mode of a frequency band is not required when the reported 1-g or 10-g SAR for the mid-band or highest output power channel is:
● ⩽ 0.8W/kg for 1-g or 2.0W/kg for 10-g respectively, when the transmission band is ⩽ 100MHz.
● ⩽ 0.6 W/kg or 1.5 W/kg, for 1-g or 10-g respectively, when the transmission band is between 100 MHz and 200 MHz.
● ⩽ 0.4 W/kg or 1.0 W/kg, for 1-g or 10-g respectively, when the transmission band is ⩾ 200 MHz.
3) RMC* - RMC 12.2kbps mode;
4) Body worn mode and hotspot mode use the same test distance for 10mm. The above data only reflects hotspot mode

Shenzhen LCS Compliance Testing Laboratory Ltd.
Add: 101, 201 Bldg A & 301 Bldg C, Juji Industrial Park Yabianxueziwei, Shajing Street, Baoan District, Shenzhen, 518000, China
Tel: +(86) 0755-82591330 | E-mail: webmaster@lcs-cert.com | Web: www.lcs-cert.com
Scan code to check authenticity

7.2.5. SAR Results [WCDMA Band V]

SAR Values [WCDMA Band V]								
Ch/ Freq. (MHz)	Channel Type	Test Position	Conducted Power (dBm)	Maximum Allowed Power (dBm)	Power Drift (dB)	Scaling Factor	SAR_{1-g} results(W/kg)	
							Measured	Reported
measured / reported SAR numbers – Head(SIM 1)								
4132/826.4	RMC	Left Cheek	23.81	24.00	-0.15	1.045	**0.172**	**0.180**
4132/826.4	RMC	Left Tilt	23.81	24.00	0.03	1.045	0.124	0.130
4132/826.4	RMC	Right Cheek	23.81	24.00	-0.11	1.045	0.135	0.141
4132/826.4	RMC	Right Tilt	23.81	24.00	0.17	1.045	0.101	0.106
measured / reported SAR numbers – Head(SIM 2)								
4132/826.4	RMC	Left Cheek	23.81	24.00	-0.06	1.045	0.148	0.155
measured / reported SAR numbers - Body (distance 10mm) (SIM 1)								
4132/826.4	RMC	Front side	23.81	24.00	-0.11	1.045	0.161	0.168
4132/826.4	RMC	Rear side	23.81	24.00	0.11	1.045	**0.253**	**0.264**
4132/826.4	RMC	Left side	23.81	24.00	-0.05	1.045	0.092	0.096
4132/826.4	RMC	Right side	23.81	24.00	-0.16	1.045	0.118	0.123
4132/826.4	RMC	Bottom side	23.81	24.00	0.18	1.045	0.165	0.172
measured / reported SAR numbers - Body (distance 10mm) (SIM 2)								
4132/826.4	RMC	Rear side	23.81	24.00	0.16	1.045	0.233	0.243

Note:
1) The maximum Scaled SAR value is marked in bold. Graph results refer to Appendix B.
2) Per KDB447498 D01, testing of other required channels within the operating mode of a frequency band is not required when the reported 1-g or 10-g SAR for the mid-band or highest output power channel is:
● ⩽ 0.8W/kg for 1-g or 2.0W/kg for 10-g respectively, when the transmission band is ⩽ 100MHz.
● ⩽ 0.6 W/kg or 1.5 W/kg, for 1-g or 10-g respectively, when the transmission band is between 100 MHz and 200 MHz.
● ⩽ 0.4 W/kg or 1.0 W/kg, for 1-g or 10-g respectively, when the transmission band is ⩾ 200 MHz.
3) RMC* - RMC 12.2kbps mode;
4) Body worn mode and hotspot mode use the same test distance for 10mm. The above data only reflects hotspot mode

Shenzhen LCS Compliance Testing Laboratory Ltd.
Add: 101, 201 Bldg A & 301 Bldg C, Juji Industrial Park Yabianxueziwei, Shajing Street, Baoan District, Shenzhen, 518000, China
Tel: +(86) 0755-82591330 | E-mail: webmaster@lcs-cert.com | Web: www.lcs-cert.com
Scan code to check authenticity

7.2.6. SAR Results [LTE Band 7]

SAR Values [LTE Band 7]									
Ch/ Freq. (MHz)	BW.	Channel Type	Test Position	Conducted Power (dBm)	Maximum Allowed Power (dBm)	Power Drift (dB)	Scaling Factor	SAR_{1-g} results(W/kg)	
								Measured	Reported
measured / reported SAR numbers – Head<1RB>(SIM 1)									
21100/2535	20M	QPSK 1RB_49	Left Cheek	24.28	25.00	0.06	1.180	**0.209**	**0.247**
21100/2535	20M	QPSK 1RB_49	Left Tilt	24.28	25.00	0.06	1.180	0.136	0.161
21100/2535	20M	QPSK 1RB_49	Right Cheek	24.28	25.00	-0.02	1.180	0.180	0.212
21100/2535	20M	QPSK 1RB_49	Right Tilt	24.28	25.00	-0.11	1.180	0.120	0.142
measured / reported SAR numbers – Head <50%RB>(SIM 1)									
21350/2560	20M	QPSK 50RB_50	Left Cheek	23.95	24.00	-0.13	1.012	0.187	0.189
21350/2560	20M	QPSK 50RB_50	Left Tilt	23.95	24.00	-0.19	1.012	0.122	0.123
21350/2560	20M	QPSK 50RB_50	Right Cheek	23.95	24.00	-0.07	1.012	0.161	0.163
21350/2560	20M	QPSK 50RB_50	Right Tilt	23.95	24.00	-0.09	1.012	0.107	0.108
measured / reported SAR numbers – Head<1RB>(SIM 2)									
21100/2535	20M	QPSK 1RB_49	Left Cheek	24.28	25.00	-0.11	1.180	0.192	0.227
measured / reported SAR numbers - Body (distance 10mm)<1RB>(SIM 1)									
21100/2535	20M	QPSK 1RB_49	Front side	24.28	25.00	-0.12	1.180	0.241	0.284
21100/2535	20M	QPSK 1RB_49	Rear side	24.28	25.00	-0.17	1.180	**0.326**	**0.385**
21100/2535	20M	QPSK 1RB_49	Left side	24.28	25.00	0.17	1.180	0.142	0.168
21100/2535	20M	QPSK 1RB_49	Right side	24.28	25.00	0.14	1.180	0.155	0.183
21100/2535	20M	QPSK 1RB_49	Bottom side	24.28	25.00	-0.09	1.180	0.224	0.264
measured / reported SAR numbers - Body (distance 10mm)<50%RB>(SIM 1)									
21350/2560	20M	QPSK 50RB_50	Front side	23.95	24.00	-0.02	1.012	0.217	0.220
21350/2560	20M	QPSK 50RB_50	Rear side	23.95	24.00	-0.01	1.012	0.294	0.297
21350/2560	20M	QPSK 50RB_50	Left side	23.95	24.00	-0.04	1.012	0.128	0.129
21350/2560	20M	QPSK 50RB_50	Right side	23.95	24.00	0.15	1.012	0.140	0.142
21350/2560	20M	QPSK 50RB_50	Bottom side	23.95	24.00	0.06	1.012	0.202	0.204
measured / reported SAR numbers - Body (distance 10mm)<1RB>(SIM 2)									
21100/2535	20M	QPSK 1RB_49	Rear side	24.28	25.00	0.18	1.180	0.311	0.367

Note:

1) The maximum Scaled SAR value is marked in bold. Graph results refer to Appendix B.

2) Per KDB447498 D01, testing of other required channels within the operating mode of a frequency band is not required when the reported 1-g or 10-g SAR for the mid-band or highest output power channel is:

- ⩽ 0.8W/kg for 1-g or 2.0W/kg for 10-g respectively, when the transmission band is ⩽ 100MHz.
- ⩽ 0.6 W/kg or 1.5 W/kg, for 1-g or 10-g respectively, when the transmission band is between 100 MHz and 200 MHz.
- ⩽ 0.4 W/kg or 1.0 W/kg, for 1-g or 10-g respectively, when the transmission band is ⩾ 200 MHz.

3) Body worn mode and hotspot mode use the same test distance for 10mm. The above data only reflects hotspot mode

Shenzhen LCS Compliance Testing Laboratory Ltd.
Add: 101, 201 Bldg A & 301 Bldg C, Juji Industrial Park Yabianxueziwei, Shajing Street, Baoan District, Shenzhen, 518000, China
Tel: +(86) 0755-82591330 | E-mail: webmaster@lcs-cert.com | Web: www.lcs-cert.com
Scan code to check authenticity

7.2.7. SAR Results [LTE Band 12]

SAR Values [LTE Band 12]									
Ch/ Freq. (MHz)	BW.	Channel Type	Test Position	Conducted Power (dBm)	Maximum Allowed Power (dBm)	Power Drift (dB)	Scaling Factor	SAR_{1-g} results(W/kg)	
								Measured	Reported
measured / reported SAR numbers – Head<1RB>(SIM 1)									
23095/707.5	10M	QPSK 1RB_0	Left Cheek	25.27	26.00	-0.15	1.183	**0.254**	**0.300**
23095/707.5	10M	QPSK 1RB_0	Left Tilt	25.27	26.00	0.02	1.183	0.195	0.231
23095/707.5	10M	QPSK 1RB_0	Right Cheek	25.27	26.00	0.10	1.183	0.229	0.271
23095/707.5	10M	QPSK 1RB_0	Right Tilt	25.27	26.00	-0.17	1.183	0.136	0.161
measured / reported SAR numbers – Head<50%RB>(SIM 1)									
23060/704	10M	QPSK 25RB_0	Left Cheek	25.31	26.00	-0.14	1.172	0.189	0.222
23060/704	10M	QPSK 25RB_0	Left Tilt	25.31	26.00	-0.12	1.172	0.145	0.170
23060/704	10M	QPSK 25RB_0	Right Cheek	25.31	26.00	-0.06	1.172	0.171	0.200
23060/704	10M	QPSK 25RB_0	Right Tilt	25.31	26.00	-0.19	1.172	0.101	0.118
measured / reported SAR numbers – Head<1RB>(SIM 2)									
23095/707.5	10M	QPSK 1RB_0	Left Cheek	25.27	26.00	-0.15	1.183	0.218	0.258
measured / reported SAR numbers - Body (distance 10mm)<1RB>(SIM 1)									
23095/707.5	10M	QPSK 1RB_0	Front side	25.27	26.00	0.12	1.183	0.187	0.221
23095/707.5	10M	QPSK 1RB_0	Rear side	25.27	26.00	0.13	1.183	**0.265**	**0.314**
23095/707.5	10M	QPSK 1RB_0	Left side	25.27	26.00	0.08	1.183	0.089	0.105
23095/707.5	10M	QPSK 1RB_0	Right side	25.27	26.00	0.17	1.183	0.118	0.140
23095/707.5	10M	QPSK 1RB_0	Bottom side	25.27	26.00	0.16	1.183	0.172	0.203
measured / reported SAR numbers - Body (distance 10mm)<50%RB>(SIM 1)									
23060/704	10M	QPSK 25RB_0	Front side	25.31	26.00	-0.06	1.172	0.167	0.196
23060/704	10M	QPSK 25RB_0	Rear side	25.31	26.00	-0.07	1.172	0.237	0.278
23060/704	10M	QPSK 25RB_0	Left side	25.31	26.00	0.08	1.172	0.079	0.093
23060/704	10M	QPSK 25RB_0	Right side	25.31	26.00	0.18	1.172	0.105	0.123
23060/704	10M	QPSK 25RB_0	Bottom side	25.31	26.00	-0.05	1.172	0.153	0.179
measured / reported SAR numbers - Body (distance 10mm)<1RB>(SIM 2)									
23095/707.5	10M	QPSK 1RB_0	Rear side	25.27	26.00	0.13	1.183	0.251	0.297

Note:

1) The maximum Scaled SAR value is marked in bold. Graph results refer to Appendix B.

2) Per KDB447498 D01, testing of other required channels within the operating mode of a frequency band is not required when the reported 1-g or 10-g SAR for the mid-band or highest output power channel is:

- ⩽ 0.8W/kg for 1-g or 2.0W/kg for 10-g respectively, when the transmission band is ⩽ 100MHz.
- ⩽ 0.6 W/kg or 1.5 W/kg, for 1-g or 10-g respectively, when the transmission band is between 100 MHz and 200 MHz.
- ⩽ 0.4 W/kg or 1.0 W/kg, for 1-g or 10-g respectively, when the transmission band is ⩾ 200 MHz.

3) Body worn mode and hotspot mode use the same test distance for 10mm. The above data only reflects hotspot mode

Shenzhen LCS Compliance Testing Laboratory Ltd.
Add: 101, 201 Bldg A & 301 Bldg C, Juji Industrial Park Yabianxueziwei, Shajing Street, Baoan District, Shenzhen, 518000, China
Tel: +(86) 0755-82591330 | E-mail: webmaster@lcs-cert.com | Web: www.lcs-cert.com
Scan code to check authenticity

7.2.8. SAR Results [LTE Band 25]

SAR Values [LTE Band 25]									
Ch/ Freq. (MHz)	BW.	Channel Type	Test Position	Conducted Power (dBm)	Maximum Allowed Power (dBm)	Power Drift (dB)	Scaling Factor	SAR_{1-g} results(W/kg)	
								Measured	Reported
measured / reported SAR numbers – Head<1RB>(SIM 1)									
26365/1882.5	20M	QPSK 1RB_49	Left Cheek	25.29	26.00	-0.03	1.178	**0.343**	**0.404**
26365/1882.5	20M	QPSK 1RB_49	Left Tilt	25.29	26.00	-0.06	1.178	0.218	0.257
26365/1882.5	20M	QPSK 1RB_49	Right Cheek	25.29	26.00	-0.13	1.178	0.326	0.384
26365/1882.5	20M	QPSK 1RB_49	Right Tilt	25.29	26.00	0.15	1.178	0.171	0.201
measured / reported SAR numbers – Head<50%RB>(SIM 1)									
26365/1882.5	20M	QPSK 50RB_50	Left Cheek	24.68	25.00	-0.05	1.076	0.289	0.311
26365/1882.5	20M	QPSK 50RB_50	Left Tilt	24.68	25.00	-0.05	1.076	0.184	0.198
26365/1882.5	20M	QPSK 50RB_50	Right Cheek	24.68	25.00	0.12	1.076	0.275	0.296
26365/1882.5	20M	QPSK 50RB_50	Right Tilt	24.68	25.00	-0.19	1.076	0.144	0.155
measured / reported SAR numbers – Head<1RB>(SIM 2)									
26365/1882.5	20M	QPSK 1RB_49	Left Cheek	25.29	26.00	0.06	1.178	0.331	0.390
measured / reported SAR numbers - Body (distance 10mm)<1RB>(SIM 1)									
26365/1882.5	20M	QPSK 1RB_49	Front side	25.29	26.00	-0.14	1.178	0.512	0.603
26365/1882.5	20M	QPSK 1RB_49	Rear side	25.29	26.00	-0.10	1.178	**0.577**	**0.679**
26365/1882.5	20M	QPSK 1RB_49	Left side	25.29	26.00	-0.09	1.178	0.253	0.298
26365/1882.5	20M	QPSK 1RB_49	Right side	25.29	26.00	-0.15	1.178	0.289	0.340
26365/1882.5	20M	QPSK 1RB_49	Bottom side	25.29	26.00	0.07	1.178	0.488	0.575
measured / reported SAR numbers - Body (distance 10mm)<50%RB>(SIM 1)									
26365/1882.5	20M	QPSK 50RB_50	Front side	24.68	25.00	-0.18	1.076	0.429	0.462
26365/1882.5	20M	QPSK 50RB_50	Rear side	24.68	25.00	0.11	1.076	0.492	0.530
26365/1882.5	20M	QPSK 50RB_50	Left side	24.68	25.00	-0.10	1.076	0.211	0.227
26365/1882.5	20M	QPSK 50RB_50	Right side	24.68	25.00	0.10	1.076	0.239	0.257
26365/1882.5	20M	QPSK 50RB_50	Bottom side	24.68	25.00	-0.18	1.076	0.408	0.439
measured / reported SAR numbers - Body (distance 10mm)<1RB>(SIM 2)									
26365/1882.5	20M	QPSK 1RB_49	Rear side	25.29	26.00	-0.10	1.178	0.549	0.647

Note:

1) The maximum Scaled SAR value is marked in bold. Graph results refer to Appendix B.

2) Per KDB447498 D01, testing of other required channels within the operating mode of a frequency band is not required when the reported 1-g or 10-g SAR for the mid-band or highest output power channel is:

- ≤ 0.8W/kg for 1-g or 2.0W/kg for 10-g respectively, when the transmission band is ≤ 100MHz.
- ≤ 0.6 W/kg or 1.5 W/kg, for 1-g or 10-g respectively, when the transmission band is between 100 MHz and 200 MHz.
- ≤ 0.4 W/kg or 1.0 W/kg, for 1-g or 10-g respectively, when the transmission band is ≥ 200 MHz.

3) Body worn mode and hotspot mode use the same test distance for 10mm. The above data only reflects hotspot mode

Shenzhen LCS Compliance Testing Laboratory Ltd.
Add: 101, 201 Bldg A & 301 Bldg C, Juji Industrial Park Yabianxueziwei, Shajing Street, Baoan District, Shenzhen, 518000, China
Tel: +(86) 0755-82591330 | E-mail: webmaster@lcs-cert.com | Web: www.lcs-cert.com
Scan code to check authenticity

7.2.9. SAR Results [LTE Band 26]

SAR Values [LTE Band 26]									
Ch/ Freq. (MHz)	BW.	Channel Type	Test Position	Conducted Power (dBm)	Maximum Allowed Power (dBm)	Power Drift (dB)	Scaling Factor	SAR_{1-g} results(W/kg)	
								Measured	Reported
measured / reported SAR numbers – Head <1RB>(SIM 1)									
26740/819	10M	QPSK 1RB_24	Left Cheek	24.78	25.00	-0.02	1.052	**0.243**	**0.256**
26740/819	10M	QPSK 1RB_24	Left Tilt	24.78	25.00	0.08	1.052	0.194	0.204
26740/819	10M	QPSK 1RB_24	Right Cheek	24.78	25.00	-0.08	1.052	0.225	0.237
26740/819	10M	QPSK 1RB_24	Right Tilt	24.78	25.00	-0.17	1.052	0.150	0.158
measured / reported SAR numbers – Head <50%RB>(SIM 1)									
26740/819	10M	QPSK 25RB_0	Left Cheek	24.89	25.00	-0.01	1.026	0.212	0.217
26740/819	10M	QPSK 25RB_0	Left Tilt	24.89	25.00	0.03	1.026	0.169	0.173
26740/819	10M	QPSK 25RB_0	Right Cheek	24.89	25.00	-0.11	1.026	0.196	0.201
26740/819	10M	QPSK 25RB_0	Right Tilt	24.89	25.00	0.10	1.026	0.131	0.134
measured / reported SAR numbers – Head <1RB>(SIM 2)									
26740/819	10M	QPSK 1RB_24	Left Cheek	24.78	25.00	0.15	1.052	0.222	0.234
measured / reported SAR numbers - Body (distance 10mm)<1RB>(SIM 1)									
26740/819	10M	QPSK 1RB_24	Front side	24.78	25.00	0.07	1.052	0.230	0.242
26740/819	10M	QPSK 1RB_24	Rear side	24.78	25.00	-0.19	1.052	**0.293**	**0.308**
26740/819	10M	QPSK 1RB_24	Left side	24.78	25.00	0.06	1.052	0.117	0.123
26740/819	10M	QPSK 1RB_24	Right side	24.78	25.00	-0.14	1.052	0.158	0.166
26740/819	10M	QPSK 1RB_24	Bottom side	24.78	25.00	0.13	1.052	0.216	0.227
measured / reported SAR numbers - Body (distance 10mm)<50%RB>(SIM 1)									
26740/819	10M	QPSK 25RB_0	Front side	24.89	25.00	-0.01	1.026	0.199	0.204
26740/819	10M	QPSK 25RB_0	Rear side	24.89	25.00	0.19	1.026	0.254	0.261
26740/819	10M	QPSK 25RB_0	Left side	24.89	25.00	-0.14	1.026	0.101	0.104
26740/819	10M	QPSK 25RB_0	Right side	24.89	25.00	-0.16	1.026	0.137	0.141
26740/819	10M	QPSK 25RB_0	Bottom side	24.89	25.00	-0.12	1.026	0.187	0.192
measured / reported SAR numbers - Body (distance 10mm)<1RB>(SIM 2)									
26740/819	10M	QPSK 1RB_24	Rear side	24.78	25.00	0.12	1.052	0.265	0.279

SAR Values [LTE Band 26]									
Ch/ Freq. (MHz)	BW.	Channel Type	Test Position	Conducted Power (dBm)	Maximum Allowed Power (dBm)	Power Drift (dB)	Scaling Factor	SAR_{1-g} results(W/kg)	
								Measured	Reported
measured / reported SAR numbers – Head <1RB>(SIM 1)									
26865/831.5	15M	QPSK 1RB_0	Left Cheek	24.29	25.00	0.17	1.178	0.212	0.250
26865/831.5	15M	QPSK 1RB_0	Left Tilt	24.29	25.00	0.13	1.178	0.158	0.186
26865/831.5	15M	QPSK 1RB_0	Right Cheek	24.29	25.00	-0.04	1.178	0.201	0.237
26865/831.5	15M	QPSK 1RB_0	Right Tilt	24.29	25.00	0.09	1.178	0.136	0.160
measured / reported SAR numbers – Head <50%RB>(SIM 1)									
26865/831.5	15M	QPSK 38RB_0	Left Cheek	23.20	24.00	0.03	1.202	0.187	0.225
26865/831.5	15M	QPSK 38RB_0	Left Tilt	23.20	24.00	0.03	1.202	0.141	0.170
26865/831.5	15M	QPSK 38RB_0	Right Cheek	23.20	24.00	-0.12	1.202	0.177	0.213
26865/831.5	15M	QPSK 38RB_0	Right Tilt	23.20	24.00	0.17	1.202	0.122	0.147
measured / reported SAR numbers – Head <1RB>(SIM 2)									
26865/831.5	15M	QPSK 1RB_0	Left Cheek	24.29	25.00	0.02	1.178	0.192	0.226

Shenzhen LCS Compliance Testing Laboratory Ltd.
Add: 101, 201 Bldg A & 301 Bldg C, Juji Industrial Park Yabianxueziwei, Shajing Street, Baoan District, Shenzhen, 518000, China
Tel: +(86) 0755-82591330 | E-mail: webmaster@lcs-cert.com | Web: www.lcs-cert.com
Scan code to check authenticity

measured / reported SAR numbers - Body (distance 10mm)<1RB>(SIM 1)									
26865/831.5	15M	QPSK 1RB_0	Front side	24.29	25.00	0.02	1.178	0.211	0.248
26865/831.5	15M	QPSK 1RB_0	Rear side	24.29	25.00	0.17	1.178	0.270	0.318
26865/831.5	15M	QPSK 1RB_0	Left side	24.29	25.00	0.08	1.178	0.101	0.119
26865/831.5	15M	QPSK 1RB_0	Right side	24.29	25.00	0.07	1.178	0.119	0.140
26865/831.5	15M	QPSK 1RB_0	Bottom side	24.29	25.00	-0.14	1.178	0.178	0.210
measured / reported SAR numbers - Body (distance 10mm)<50%RB>(SIM 1)									
26865/831.5	15M	QPSK 38RB_0	Front side	23.20	24.00	-0.03	1.202	0.188	0.226
26865/831.5	15M	QPSK 38RB_0	Rear side	23.20	24.00	0.04	1.202	0.236	0.284
26865/831.5	15M	QPSK 38RB_0	Left side	23.20	24.00	0.12	1.202	0.091	0.109
26865/831.5	15M	QPSK 38RB_0	Right side	23.20	24.00	0.11	1.202	0.105	0.126
26865/831.5	15M	QPSK 38RB_0	Bottom side	23.20	24.00	0.17	1.202	0.157	0.189
measured / reported SAR numbers - Body (distance 10mm)<1RB>(SIM 2)									
26865/831.5	15M	QPSK 1RB_0	Rear side	24.29	25.00	0.02	1.178	0.236	0.278

Note:

1) The maximum Scaled SAR value is marked in bold. Graph results refer to Appendix B.

2) Per KDB447498 D01, testing of other required channels within the operating mode of a frequency band is not required when the reported 1-g or 10-g SAR for the mid-band or highest output power channel is:

- ≤ 0.8W/kg for 1-g or 2.0W/kg for 10-g respectively, when the transmission band is ≤ 100MHz.
- ≤ 0.6 W/kg or 1.5 W/kg, for 1-g or 10-g respectively, when the transmission band is between 100 MHz and 200 MHz.
- ≤ 0.4 W/kg or 1.0 W/kg, for 1-g or 10-g respectively, when the transmission band is ≥ 200 MHz.

3) Body worn mode and hotspot mode use the same test distance for 10mm. The above data only reflects hotspot mode

Shenzhen LCS Compliance Testing Laboratory Ltd.
Add: 101, 201 Bldg A & 301 Bldg C, Juji Industrial Park Yabianxueziwei, Shajing Street, Baoan District, Shenzhen, 518000, China
Tel: +(86) 0755-82591330 | E-mail: webmaster@lcs-cert.com | Web: www.lcs-cert.com
Scan code to check authenticity

7.2.10. SAR Results [LTE Band 41]

SAR Values [LTE Band 41]									
Ch/ Freq. (MHz)	BW.	Channel Type	Test Position	Conducted Power (dBm)	Maximum Allowed Power (dBm)	Power Drift (dB)	Scaling Factor	SAR_{1-g} results(W/kg)	
								Measured	Reported
measured / reported SAR numbers – Head<1RB>(SIM 1)									
40640/2595	20M	QPSK 1RB_99	Left Cheek	24.87	25.00	-0.04	1.030	**0.347**	**0.358**
40640/2595	20M	QPSK 1RB_99	Left Tilt	24.87	25.00	-0.09	1.030	0.261	0.269
40640/2595	20M	QPSK 1RB_99	Right Cheek	24.87	25.00	0.04	1.030	0.300	0.309
40640/2595	20M	QPSK 1RB_99	Right Tilt	24.87	25.00	0.08	1.030	0.212	0.218
measured / reported SAR numbers – Head <50%RB>(SIM 1)									
40140/2545	20M	QPSK 50RB_0	Left Cheek	24.39	25.00	-0.18	1.151	0.307	0.353
40140/2545	20M	QPSK 50RB_0	Left Tilt	24.39	25.00	-0.03	1.151	0.231	0.266
40140/2545	20M	QPSK 50RB_0	Right Cheek	24.39	25.00	0.19	1.151	0.266	0.306
40140/2545	20M	QPSK 50RB_0	Right Tilt	24.39	25.00	0.12	1.151	0.188	0.216
measured / reported SAR numbers – Head<1RB>(SIM 2)									
40640/2595	20M	QPSK 1RB_99	Left Cheek	24.87	25.00	-0.15	1.030	0.315	0.325
measured / reported SAR numbers - Body (distance 10mm)<1RB>(SIM 1)									
40640/2595	20M	QPSK 1RB_99	Front side	24.87	25.00	0.09	1.030	0.399	0.411
40640/2595	20M	QPSK 1RB_99	Rear side	24.87	25.00	-0.13	1.030	**0.475**	**0.489**
40640/2595	20M	QPSK 1RB_99	Left side	24.87	25.00	0.17	1.030	0.193	0.199
40640/2595	20M	QPSK 1RB_99	Right side	24.87	25.00	0.19	1.030	0.265	0.273
40640/2595	20M	QPSK 1RB_99	Bottom side	24.87	25.00	0.01	1.030	0.345	0.355
measured / reported SAR numbers - Body (distance 10mm)<50%RB>(SIM 1)									
40140/2545	20M	QPSK 50RB_0	Front side	24.39	25.00	-0.05	1.151	0.351	0.404
40140/2545	20M	QPSK 50RB_0	Rear side	24.39	25.00	-0.03	1.151	0.418	0.481
40140/2545	20M	QPSK 50RB_0	Left side	24.39	25.00	-0.11	1.151	0.170	0.196
40140/2545	20M	QPSK 50RB_0	Right side	24.39	25.00	0.12	1.151	0.233	0.268
40140/2545	20M	QPSK 50RB_0	Bottom side	24.39	25.00	0.15	1.151	0.303	0.349
measured / reported SAR numbers - Body (distance 10mm)<1RB>(SIM 2)									
40640/2595	20M	QPSK 1RB_99	Rear side	24.87	25.00	-0.14	1.030	0.444	0.457

Note:

1) The maximum Scaled SAR value is marked in bold. Graph results refer to Appendix B.

2) Per KDB447498 D01, testing of other required channels within the operating mode of a frequency band is not required when the reported 1-g or 10-g SAR for the mid-band or highest output power channel is:

- ⩽ 0.8W/kg for 1-g or 2.0W/kg for 10-g respectively, when the transmission band is ⩽ 100MHz.
- ⩽ 0.6 W/kg or 1.5 W/kg, for 1-g or 10-g respectively, when the transmission band is between 100 MHz and 200 MHz.
- ⩽ 0.4 W/kg or 1.0 W/kg, for 1-g or 10-g respectively, when the transmission band is ⩾ 200 MHz.

3) Body worn mode and hotspot mode use the same test distance for 10mm. The above data only reflects hotspot mode

Shenzhen LCS Compliance Testing Laboratory Ltd.
Add: 101, 201 Bldg A & 301 Bldg C, Juji Industrial Park Yabianxueziwei, Shajing Street, Baoan District, Shenzhen, 518000, China
Tel: +(86) 0755-82591330 | E-mail: webmaster@lcs-cert.com | Web: www.lcs-cert.com
Scan code to check authenticity

7.2.11. SAR Results [LTE Band 66]

SAR Values [LTE Band 66]									
Ch/ Freq. (MHz)	BW.	Channel Type	Test Position	Conducted Power (dBm)	Maximum Allowed Power (dBm)	Power Drift (dB)	Scaling Factor	SAR_{1-g} results(W/kg)	
								Measured	Reported
measured / reported SAR numbers – Head<1RB>(SIM 1)									
132322/1745	20M	QPSK 1RB_99	Left Cheek	25.19	26.00	-0.02	1.205	**0.388**	**0.468**
132322/1745	20M	QPSK 1RB_99	Left Tilt	25.19	26.00	0.19	1.205	0.252	0.304
132322/1745	20M	QPSK 1RB_99	Right Cheek	25.19	26.00	-0.11	1.205	0.339	0.409
132322/1745	20M	QPSK 1RB_99	Right Tilt	25.19	26.00	-0.13	1.205	0.215	0.259
measured / reported SAR numbers – Head <50%RB>(SIM 1)									
132572/1770	20M	QPSK 50RB_25	Left Cheek	25.06	26.00	-0.08	1.242	0.346	0.430
132572/1770	20M	QPSK 50RB_25	Left Tilt	25.06	26.00	0.14	1.242	0.223	0.277
132572/1770	20M	QPSK 50RB_25	Right Cheek	25.06	26.00	0.04	1.242	0.301	0.374
132572/1770	20M	QPSK 50RB_25	Right Tilt	25.06	26.00	-0.17	1.242	0.191	0.237
measured / reported SAR numbers – Head<1RB>(SIM 2)									
132322/1745	20M	QPSK 1RB_99	Left Cheek	25.19	26.00	0.03	1.205	0.352	0.424
measured / reported SAR numbers - Body (distance 10mm)<1RB>(SIM 1)									
132322/1745	20M	QPSK 1RB_99	Front side	25.19	26.00	0.07	1.205	0.384	0.463
132322/1745	20M	QPSK 1RB_99	Rear side	25.19	26.00	-0.08	1.205	**0.517**	**0.623**
132322/1745	20M	QPSK 1RB_99	Left side	25.19	26.00	-0.16	1.205	0.176	0.212
132322/1745	20M	QPSK 1RB_99	Right side	25.19	26.00	0.18	1.205	0.247	0.298
132322/1745	20M	QPSK 1RB_99	Bottom side	25.19	26.00	0.13	1.205	0.510	0.615
measured / reported SAR numbers - Body (distance 10mm)<50%RB>(SIM 1)									
132572/1770	20M	QPSK 50RB_25	Front side	25.06	26.00	0.09	1.242	0.341	0.423
132572/1770	20M	QPSK 50RB_25	Rear side	25.06	26.00	0.12	1.242	0.466	0.579
132572/1770	20M	QPSK 50RB_25	Left side	25.06	26.00	0.17	1.242	0.157	0.195
132572/1770	20M	QPSK 50RB_25	Right side	25.06	26.00	0.06	1.242	0.220	0.273
132572/1770	20M	QPSK 50RB_25	Bottom side	25.06	26.00	0.04	1.242	0.457	0.567
measured / reported SAR numbers - Body (distance 10mm)<1RB>(SIM 2)									
132322/1745	20M	QPSK 1RB_99	Rear side	25.19	26.00	0.06	1.205	0.487	0.587

Note:

1) The maximum Scaled SAR value is marked in bold. Graph results refer to Appendix B.

2) Per KDB447498 D01, testing of other required channels within the operating mode of a frequency band is not required when the reported 1-g or 10-g SAR for the mid-band or highest output power channel is:0

.

- ⩽ 0.8W/00000

kg for 1-g or 2.0W/kg for 10-g respectively, when the transmission band is ⩽ 100MHz.

- ⩽ 0.6 W/kg or 1.5 W/kg, for 1-g or 10-g respectively, when the transmission band is between 100 MHz and 200 MHz.
- ⩽ 0.4 W/kg or 1.0 W/kg, for 1-g or 10-g respectively, when the transmission band is ⩾ 200 MHz.

3) Body worn mode and hotspot mode use the same test distance for 10mm. The above data only reflects hotspot mode

Shenzhen LCS Compliance Testing Laboratory Ltd.
Add: 101, 201 Bldg A & 301 Bldg C, Juji Industrial Park Yabianxueziwei, Shajing Street, Baoan District, Shenzhen, 518000, China
Tel: +(86) 0755-82591330 | E-mail: webmaster@lcs-cert.com | Web: www.lcs-cert.com
Scan code to check authenticity

7.2.12. SAR Results [WIFI 2.4G]

SAR Values [WIFI 2.4G]									
Ch/ Freq. (MHz)	Channel Type	Test Position	Duty Cycle	Conducted Power (dBm)	Maximum Allowed Power (dBm)	Power Drift (dB)	Scaling Factor	SAR_{1-g} results(W/kg)	
								Measured	Reported
measured / reported SAR numbers – Head									
1/2412	802.11b	Left Cheek	1.005	17.07	18.00	0.02	1.239	**0.416**	**0.518**
1/2412	802.11b	Left Tilt	1.005	17.07	18.00	-0.17	1.239	0.249	0.310
1/2412	802.11b	Right Cheek	1.005	17.07	18.00	0.19	1.239	0.370	0.461
1/2412	802.11b	Right Tilt	1.005	17.07	18.00	0.18	1.239	0.212	0.264
measured / reported SAR numbers - Body (distance 10mm)									
1/2412	802.11b	Front side	1.005	17.07	18.00	-0.05	1.239	0.425	0.529
1/2412	802.11b	Rear side	1.005	17.07	18.00	-0.14	1.239	**0.533**	**0.663**
1/2412	802.11b	Right side	1.005	17.07	18.00	0.06	1.239	0.321	0.400
1/2412	802.11b	Top side	1.005	17.07	18.00	0.19	1.239	0.375	0.467

Note:

1) The maximum Scaled SAR value is marked in bold. Graph results refer to Appendix B.

2) Per KDB447498 D01, testing of other required channels within the operating mode of a frequency band is not required when the reported 1-g or 10-g SAR for the mid-band or highest output power channel is:

- ⩽ 0.8W/kg for 1-g or 2.0W/kg for 10-g respectively, when the transmission band is ⩽ 100MHz.
- ⩽ 0.6 W/kg or 1.5 W/kg, for 1-g or 10-g respectively, when the transmission band is between 100 MHz and 200 MHz.
- ⩽ 0.4 W/kg or 1.0 W/kg, for 1-g or 10-g respectively, when the transmission band is ⩾ 200 MHz.

3) Body worn mode and hotspot mode use the same test distance for 10mm. The above data only reflects hotspot mode

Shenzhen LCS Compliance Testing Laboratory Ltd.
Add: 101, 201 Bldg A & 301 Bldg C, Juji Industrial Park Yabianxueziwei, Shajing Street, Baoan District, Shenzhen, 518000, China
Tel: +(86) 0755-82591330 | E-mail: webmaster@lcs-cert.com | Web: www.lcs-cert.com
Scan code to check authenticity

7.2.13. SAR Results [WIFI 5.2G]

SAR Values [WIFI 5.2G]									
Ch/ Freq. (MHz)	Channel Type	Test Position	Duty Cycle	Conducted Power (dBm)	Maximum Allowed Power (dBm)	Power Drift (dB)	Scaling Factor	SAR_{1-g} results(W/kg)	
								Measured	Reported
measured / reported SAR numbers – Head									
42/5210	802.11ac80	Left Cheek	1.156	17.45	18.50	-0.17	1.274	**0.327**	**0.481**
42/5210	802.11ac80	Left Tilt	1.156	17.45	18.50	0.09	1.274	0.189	0.278
42/5210	802.11ac80	Right Cheek	1.156	17.45	18.50	0.18	1.274	0.255	0.375
42/5210	802.11ac80	Right Tilt	1.156	17.45	18.50	0.18	1.274	0.122	0.180
measured / reported SAR numbers - Body (distance 10mm)									
42/5210	802.11ac80	Front side	1.156	17.45	18.50	0.05	1.274	0.271	0.399
42/5210	802.11ac80	Rear side	1.156	17.45	18.50	-0.17	1.274	**0.355**	**0.523**
42/5210	802.11ac80	Right side	1.156	17.45	18.50	-0.12	1.274	0.222	0.327
42/5210	802.11ac80	Top side	1.156	17.45	18.50	0.08	1.274	0.232	0.342

Note:

1) The maximum Scaled SAR value is marked in bold. Graph results refer to Appendix B.

2) Per KDB447498 D01, testing of other required channels within the operating mode of a frequency band is not required when the reported 1-g or 10-g SAR for the mid-band or highest output power channel is:

- ⩽ 0.8W/kg for 1-g or 2.0W/kg for 10-g respectively, when the transmission band is ⩽ 100MHz.
- ⩽ 0.6 W/kg or 1.5 W/kg, for 1-g or 10-g respectively, when the transmission band is between 100 MHz and 200 MHz.
- ⩽ 0.4 W/kg or 1.0 W/kg, for 1-g or 10-g respectively, when the transmission band is ⩾ 200 MHz.

3) Body worn mode and hotspot mode use the same test distance for 10mm. The above data only reflects hotspot mode

Shenzhen LCS Compliance Testing Laboratory Ltd.
Add: 101, 201 Bldg A & 301 Bldg C, Juji Industrial Park Yabianxueziwei, Shajing Street, Baoan District, Shenzhen, 518000, China
Tel: +(86) 0755-82591330 | E-mail: webmaster@lcs-cert.com | Web: www.lcs-cert.com
Scan code to check authenticity

7.2.14. SAR Results [WIFI 5.3G]

SAR Values [WIFI 5.3G]									
Ch/ Freq. (MHz)	Channel Type	Test Position	Duty Cycle	Conducted Power (dBm)	Maximum Allowed Power (dBm)	Power Drift (dB)	Scaling Factor	SAR_{1-g} results(W/kg)	
								Measured	Reported
measured / reported SAR numbers – Head									
54/5270	802.11n40	Left Cheek	1.078	17.06	18.00	-0.07	1.242	**0.302**	**0.404**
54/5270	802.11n40	Left Tilt	1.078	17.06	18.00	0.05	1.242	0.174	0.233
54/5270	802.11n40	Right Cheek	1.078	17.06	18.00	0.05	1.242	0.234	0.313
54/5270	802.11n40	Right Tilt	1.078	17.06	18.00	-0.02	1.242	0.113	0.151
measured / reported SAR numbers - Body (distance 10mm)									
54/5270	802.11n40	Front side	1.078	17.06	18.00	0.07	1.242	0.261	0.349
54/5270	802.11n40	Rear side	1.078	17.06	18.00	-0.13	1.242	**0.376**	**0.503**
54/5270	802.11n40	Right side	1.078	17.06	18.00	0.13	1.242	0.198	0.265
54/5270	802.11n40	Top side	1.078	17.06	18.00	-0.19	1.242	0.251	0.336

Note:

1) The maximum Scaled SAR value is marked in bold. Graph results refer to Appendix B.

2) Per KDB447498 D01, testing of other required channels within the operating mode of a frequency band is not required when the reported 1-g or 10-g SAR for the mid-band or highest output power channel is:

- ⩽ 0.8W/kg for 1-g or 2.0W/kg for 10-g respectively, when the transmission band is ⩽ 100MHz.
- ⩽ 0.6 W/kg or 1.5 W/kg, for 1-g or 10-g respectively, when the transmission band is between 100 MHz and 200 MHz.
- ⩽ 0.4 W/kg or 1.0 W/kg, for 1-g or 10-g respectively, when the transmission band is ⩾ 200 MHz.

3) Body worn mode and hotspot mode use the same test distance for 10mm. The above data only reflects hotspot mode

Shenzhen LCS Compliance Testing Laboratory Ltd.
Add: 101, 201 Bldg A & 301 Bldg C, Juji Industrial Park Yabianxueziwei, Shajing Street, Baoan District, Shenzhen, 518000, China
Tel: +(86) 0755-82591330 | E-mail: webmaster@lcs-cert.com | Web: www.lcs-cert.com
Scan code to check authenticity

7.2.15. SAR Results [WIFI 5.5G]

SAR Values [WIFI 5.5G]									
Ch/ Freq. (MHz)	Channel Type	Test Position	Duty Cycle	Conducted Power (dBm)	Maximum Allowed Power (dBm)	Power Drift (dB)	Scaling Factor	SAR_{1-g} results(W/kg)	
								Measured	Reported
measured / reported SAR numbers – Head									
140/5700	802.11n20	Left Cheek	1.041	16.44	17.50	0.18	1.276	**0.286**	**0.380**
140/5700	802.11n20	Left Tilt	1.041	16.44	17.50	-0.13	1.276	0.141	0.187
140/5700	802.11n20	Right Cheek	1.041	16.44	17.50	0.07	1.276	0.197	0.262
140/5700	802.11n20	Right Tilt	1.041	16.44	17.50	-0.09	1.276	0.097	0.129
measured / reported SAR numbers - Body (distance 10mm)									
140/5700	802.11n20	Front side	1.041	16.44	17.50	0.07	1.276	0.202	0.268
140/5700	802.11n20	Rear side	1.041	16.44	17.50	0.19	1.276	**0.319**	**0.424**
140/5700	802.11n20	Right side	1.041	16.44	17.50	-0.11	1.276	0.163	0.217
140/5700	802.11n20	Top side	1.041	16.44	17.50	-0.15	1.276	0.252	0.335

Note:

1) The maximum Scaled SAR value is marked in bold. Graph results refer to Appendix B.

2) Per KDB447498 D01, testing of other required channels within the operating mode of a frequency band is not required when the reported 1-g or 10-g SAR for the mid-band or highest output power channel is:

- ⩽ 0.8W/kg for 1-g or 2.0W/kg for 10-g respectively, when the transmission band is ⩽ 100MHz.
- ⩽ 0.6 W/kg or 1.5 W/kg, for 1-g or 10-g respectively, when the transmission band is between 100 MHz and 200 MHz.
- ⩽ 0.4 W/kg or 1.0 W/kg, for 1-g or 10-g respectively, when the transmission band is ⩾ 200 MHz.

3) Body worn mode and hotspot mode use the same test distance for 10mm. The above data only reflects hotspot mode

Shenzhen LCS Compliance Testing Laboratory Ltd.
Add: 101, 201 Bldg A & 301 Bldg C, Juji Industrial Park Yabianxueziwei, Shajing Street, Baoan District, Shenzhen, 518000, China
Tel: +(86) 0755-82591330 | E-mail: webmaster@lcs-cert.com | Web: www.lcs-cert.com
Scan code to check authenticity

7.2.16. SAR Results [WIFI 5.8G]

SAR Values [WIFI 5.8G]									
Ch/ Freq. (MHz)	Channel Type	Test Position	Duty Cycle	Conducted Power (dBm)	Maximum Allowed Power (dBm)	Power Drift (dB)	Scaling Factor	SAR_{1-g} results(W/kg)	
								Measured	Reported
measured / reported SAR numbers – Head									
155/5775	802.11ac80	Left Cheek	1.125	16.57	17.50	0.15	1.239	**0.252**	**0.351**
155/5775	802.11ac80	Left Tilt	1.125	16.57	17.50	0.15	1.239	0.124	0.173
155/5775	802.11ac80	Right Cheek	1.125	16.57	17.50	-0.05	1.239	0.185	0.258
155/5775	802.11ac80	Right Tilt	1.125	16.57	17.50	0.16	1.239	0.089	0.123
measured / reported SAR numbers - Body (distance 10mm)									
155/5775	802.11ac80	Front side	1.125	16.57	17.50	0.06	1.239	0.174	0.242
155/5775	802.11ac80	Rear side	1.125	16.57	17.50	-0.16	1.239	**0.274**	**0.382**
155/5775	802.11ac80	Right side	1.125	16.57	17.50	0.14	1.239	0.153	0.213
155/5775	802.11ac80	Top side	1.125	16.57	17.50	0.09	1.239	0.264	0.368

Note:

1) The maximum Scaled SAR value is marked in bold. Graph results refer to Appendix B.

2) Per KDB447498 D01, testing of other required channels within the operating mode of a frequency band is not required when the reported 1-g or 10-g SAR for the mid-band or highest output power channel is:

- ⩽ 0.8W/kg for 1-g or 2.0W/kg for 10-g respectively, when the transmission band is ⩽ 100MHz.
- ⩽ 0.6 W/kg or 1.5 W/kg, for 1-g or 10-g respectively, when the transmission band is between 100 MHz and 200 MHz.
- ⩽ 0.4 W/kg or 1.0 W/kg, for 1-g or 10-g respectively, when the transmission band is ⩾ 200 MHz.

3) Body worn mode and hotspot mode use the same test distance for 10mm. The above data only reflects hotspot mode

Shenzhen LCS Compliance Testing Laboratory Ltd.
Add: 101, 201 Bldg A & 301 Bldg C, Juji Industrial Park Yabianxueziwei, Shajing Street, Baoan District, Shenzhen, 518000, China
Tel: +(86) 0755-82591330 | E-mail: webmaster@lcs-cert.com | Web: www.lcs-cert.com
Scan code to check authenticity

7.3. Multiple Transmitter Evaluation

7.3.1. Simultaneous SAR SAR test evaluation

Simultaneous Transmission Possibilities

NO.	Simultaneous Tx Combination	Head	Body	Hotspot
1	GSM Voice + BT	Yes	Yes	No
2	GSM DATA + BT	Yes	Yes	No
3	GSM Voice + WIFI	Yes	Yes	Yes
4	GSM DATA + WIFI	Yes	Yes	Yes
5	UMTS + BT	Yes	Yes	No
6	UMTS + WIFI	Yes	Yes	Yes
7	LTE + BT	Yes	Yes	No
8	LTE + WIFI	Yes	Yes	Yes

Note:
1) Wi-Fi and Bluetooth share the same Tx antenna and can't transmit simultaneously.
2) The device does not support DTM function.

Shenzhen LCS Compliance Testing Laboratory Ltd.
Add: 101, 201 Bldg A & 301 Bldg C, Juji Industrial Park Yabianxueziwei, Shajing Street, Baoan District, Shenzhen, 518000, China
Tel: +(86) 0755-82591330 | E-mail: webmaster@lcs-cert.com | Web: www.lcs-cert.com
Scan code to check authenticity

7.3.2. Estimated SAR

When the standalone SAR test exclusion is applied to an antenna that transmits simultaneously with other antennas, the standalone SAR must be estimated according to the following to determine simultaneous transmission SAR test exclusion:

• (max. power of channel, including tune-up tolerance, mW)/(min. test separation distance, mm)]·[√f(GHz)/x] W/kg for test separation distances ≤ 50 mm;

Where x = 7.5 for 1-g SAR, and x = 18.75 for 10-g SAR.

When the minimum test separation distance is < 5 mm, a distance of 5 mm is applied to determine SAR test exclusion.

Estimated SAR Result

Freq. Band	Frequency (GHz)	Test Position	max. power (dBm)	max. power (mw)	Test Separation (mm)	Estimated 1g SAR (W/kg)
Bluetooth	2.48	Head	4	2.512	5	0.105
		Body	4	2.512	10	0.053

Shenzhen LCS Compliance Testing Laboratory Ltd.
Add: 101, 201 Bldg A & 301 Bldg C, Juji Industrial Park Yabianxueziwei, Shajing Street, Baoan District, Shenzhen, 518000, China
Tel: +(86) 0755-82591330 | E-mail: webmaster@lcs-cert.com | Web: www.lcs-cert.com
Scan code to check authenticity

7.3.3. Simultaneous Transmission SAR Summation Scenario

Test position		Main Antenna SARmax (W/kg)											BT/WIFI Antenna SARmax (W/kg)						Summed 1g SARmax (W/kg)
		GSM 850	GSM1900	WCDMA Band II	WCDMA Band IV	WCDMA Band V	LTE Band 7	LTE Band 12	LTE Band 25	LTE Band 26	LTE Band 41	LTE Band 66	WiFi 2.4G	WiFi 5.2G	WiFi 5.3G	WiFi 5.5G	WiFi 5.8G	BT	
Head	Left cheek	0.301	0.423	0.363	0.373	0.18	0.247	0.3	0.404	0.256	0.358	0.468	0.518	0.481	0.404	0.38	0.351	0.105	0.986
	Left tilted	0.229	0.302	0.211	0.217	0.13	0.161	0.231	0.257	0.204	0.269	0.304	0.31	0.278	0.233	0.187	0.173	0.105	0.614
	Right cheek	0.266	0.389	0.345	0.32	0.141	0.212	0.271	0.384	0.237	0.309	0.409	0.461	0.375	0.313	0.262	0.258	0.105	0.87
	Right tilted	0.209	0.25	0.155	0.159	0.106	0.142	0.161	0.201	0.158	0.218	0.259	0.264	0.18	0.151	0.129	0.123	0.105	0.523
Body	Front side	0.151	0.597	0.453	0.517	0.168	0.284	0.221	0.603	0.248	0.411	0.463	0.529	0.399	0.349	0.268	0.242	0.053	1.132
	Back side	0.27	0.774	0.673	0.736	0.264	0.385	0.314	0.679	0.318	0.489	0.623	0.663	0.523	0.503	0.424	0.382	0.053	1.437
	Left side	0.14	0.314	0.298	0.229	0.096	0.168	0.105	0.298	0.123	0.199	0.212	/	/	/	/	/	/	0.314
	Right side	0.136	0.364	0.469	0.345	0.123	0.183	0.14	0.34	0.166	0.273	0.298	0.4	0.327	0.265	0.217	0.213	0.053	0.869
	Top side	/	/	/	/	/	/	/	/	/	/	/	0.467	0.342	0.336	0.335	0.368	0.053	0.467
	Bottom side	0.174	0.58	0.401	0.489	0.172	0.264	0.203	0.575	0.227	0.355	0.615	/	/	/	/	/	/	0.615

Shenzhen LCS Compliance Testing Laboratory Ltd.
Add: 101, 201 Bldg A & 301 Bldg C, Juji Industrial Park Yabianxueziwei, Shajing Street, Baoan District, Shenzhen, 518000, China
Tel: +(86) 0755-82591330 | E-mail: webmaster@lcs-cert.com | Web: www.lcs-cert.com
Scan code to check authenticity

Appendix A: Detailed System Check Results

Appendix B: Detailed Test Results

Appendix C: Calibration certificate

Appendix D: Photographs

.....The End of Test Report.....

Shenzhen LCS Compliance Testing Laboratory Ltd.
Add: 101, 201 Bldg A & 301 Bldg C, Juji Industrial Park Yabianxueziwei, Shajing Street, Baoan District, Shenzhen, 518000, China
Tel: +(86) 0755-82591330 | E-mail: webmaster@lcs-cert.com | Web: www.lcs-cert.com
Scan code to check authenticity