单页80 × 90mm

80mm

正面 90mm



Remote Control Description

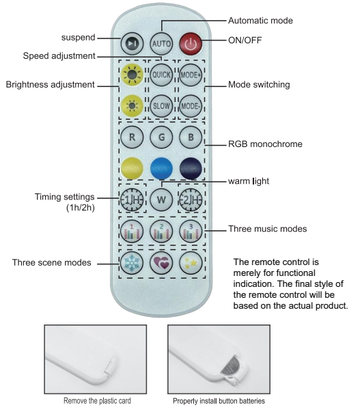

Installation steps



1. .Check whether the device can work properly.

2. Hanging String Lights.



3. Connect all connectors and tighten the caps. Use the app or remote control to switch on the neon light pole to complete the installation.

Contact us:sale.service.bss@gmail.com

Technical Parameters

Model	500FT
Input voltage	DC 24V
Lamp power	1W/PCS
Working voltage	DC 24V
LED Type	RGB 5050 LED
Color temperature	RGB IC
Waterproof grade	IP67
Shell body material	SI
Beam angle	≥140°
Lifespan	≥50000h

Download and Install the “ LotusLamp X ” APP

Scan the QR-Code to download the APP or search for “ LotusLamp X ” on Google Play or APP store to download it.

This APP support Android 4.3 above / IOS 8.0 above.

Click the LotusLamp X APP icon

反面

Click “Allow” to enable your Bluetooth.

Switch to color and brightness interface:

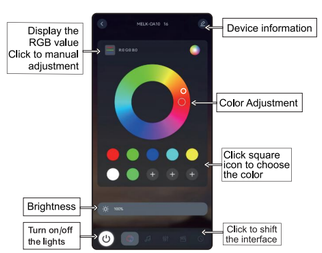

Switch to the microphone Mode

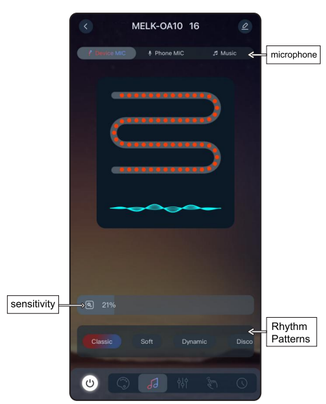

Built in atmosphere effect

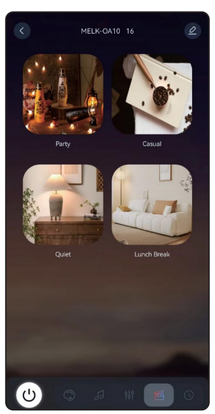

Switch to the Style Modes

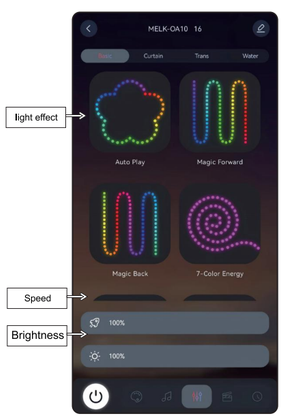

Switch to the schedule Mode

Download local music on Iphone

1. Install iTunes software on your computer(Apple or Windows)
2. Log in to iTunes with the same Apple ID account on Iphone
3. Use iTunes to import downloaded music files on your computer
4. The imported music files will be synchronized to Iphone in real time
5.Restart LotusLamp X and switch to Music mode to see the newly imported music files

FCC STATEMENT

1. This device complies with Part 15 of the FCC Rules. Operation is subject to the following two conditions:
(1) This device may not cause harmful interference, and
(2) This device must accept any interference received, including interference that may cause undesired operation.
2. Changes or modifications not expressly approved by the party responsible for compliance could void the user's authority to operate the equipment.

NOTE: This equipment has been tested and found to comply with the limits for a Class B digital device, pursuant to Part 15 of the FCC Rules. These limits are designed to provide reasonable protection against harmful interference in a residential installation.
This equipment generates uses and can radiate radio frequency energy and, if not installed and used in accordance with the instructions, may cause harmful interference to radio communications. However, there is no guarantee that interference will not occur in a particular installation. If this equipment does cause harmful interference to radio or television reception, which can be determined by turning the equipment off and on, the user is encouraged to try to correct the interference by one or more of the following measures:
Reorient or relocate the receiving antenna.
Increase the separation between the equipment and receiver.
Connect the equipment into an outlet on a circuit different from that to which the receiver is connected.
Consult the dealer or an experienced radio/TV technician for help.

RF warning statement:
This equipment complies with FCC radiation exposure limits set forth for an uncontrolled environment. This equipment should be installed and operated with minimum distance 20cm between the radiator & your body