Conducted Emission Method

Test Result

TestMode	Antenna	Frequency[MHz]	FreqRange [MHz]	RefLevel [dBm]	Result [dBm]	Limit [dBm]	Verdict
DH5	Ant1	2402	0~Reference	-0.43	-0.43	---	PASS
DH5	Ant1	2402	30~1000	-0.43	-54.59	≤-20.43	PASS
DH5	Ant1	2402	1000~26500	-0.43	-42.47	≤-20.43	PASS
DH5	Ant1	2441	0~Reference	-0.52	-0.52	---	PASS
DH5	Ant1	2441	30~1000	-0.52	-54.77	≤-20.52	PASS
DH5	Ant1	2441	1000~26500	-0.52	-41.79	≤-20.52	PASS
DH5	Ant1	2480	0~Reference	-0.40	-0.40	---	PASS
DH5	Ant1	2480	30~1000	-0.40	-55.45	≤-20.4	PASS
DH5	Ant1	2480	1000~26500	-0.40	-42.2	≤-20.4	PASS
2DH5	Ant1	2402	0~Reference	-0.65	-0.65	---	PASS
2DH5	Ant1	2402	30~1000	-0.65	-54.03	≤-20.65	PASS
2DH5	Ant1	2402	1000~26500	-0.65	-42.27	≤-20.65	PASS
2DH5	Ant1	2441	0~Reference	-1.65	-1.65	---	PASS
2DH5	Ant1	2441	30~1000	-1.65	-54.01	≤-21.65	PASS
2DH5	Ant1	2441	1000~26500	-1.65	-42.22	≤-21.65	PASS
2DH5	Ant1	2480	0~Reference	-0.57	-0.57	---	PASS
2DH5	Ant1	2480	30~1000	-0.57	-55.15	≤-20.57	PASS
2DH5	Ant1	2480	1000~26500	-0.57	-41.22	≤-20.57	PASS
3DH5	Ant1	2402	0~Reference	-0.51	-0.51	---	PASS
3DH5	Ant1	2402	30~1000	-0.51	-54.27	≤-20.51	PASS
3DH5	Ant1	2402	1000~26500	-0.51	-42.2	≤-20.51	PASS
3DH5	Ant1	2441	0~Reference	-0.70	-0.70	---	PASS
3DH5	Ant1	2441	30~1000	-0.70	-54.27	≤-20.7	PASS
3DH5	Ant1	2441	1000~26500	-0.70	-42.82	≤-20.7	PASS
3DH5	Ant1	2480	0~Reference	-0.45	-0.45	---	PASS
3DH5	Ant1	2480	30~1000	-0.45	-55.23	≤-20.45	PASS
3DH5	Ant1	2480	1000~26500	-0.45	-42.5	≤-20.45	PASS

Test Graphs:

DH5-Ant1-2402-0~Reference-PASS

DH5-Ant1-2402-30~1000-PASS

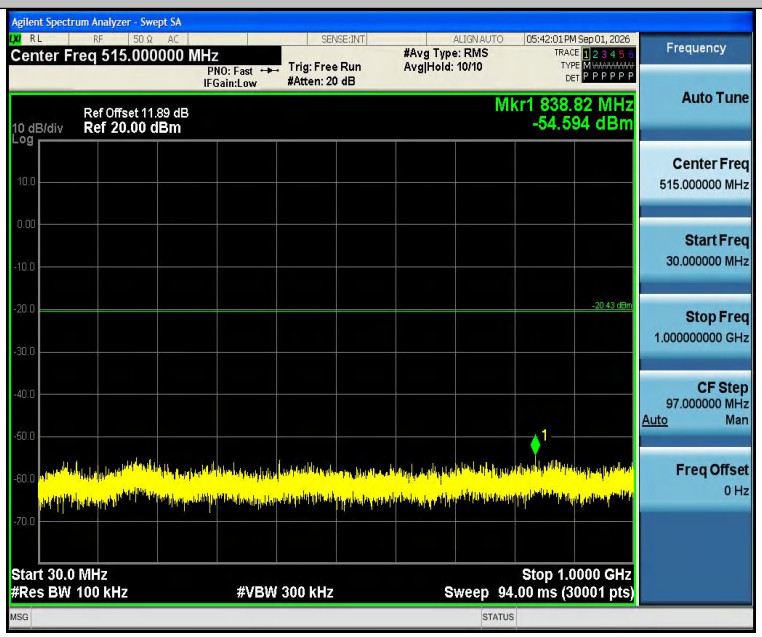

DH5-Ant1-2402-1000~26500-PASS

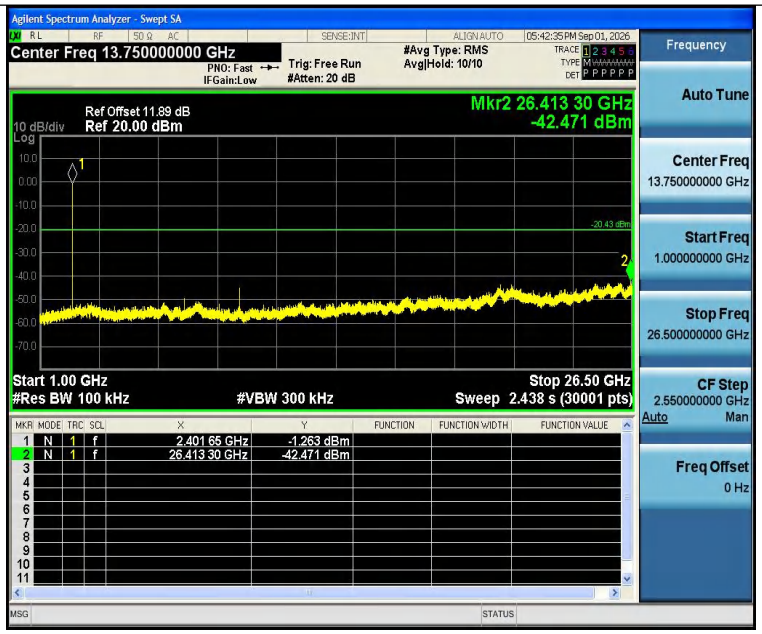

DH5-Ant1-2441-0~Reference-PASS

DH5-Ant1-2441-30~1000-PASS

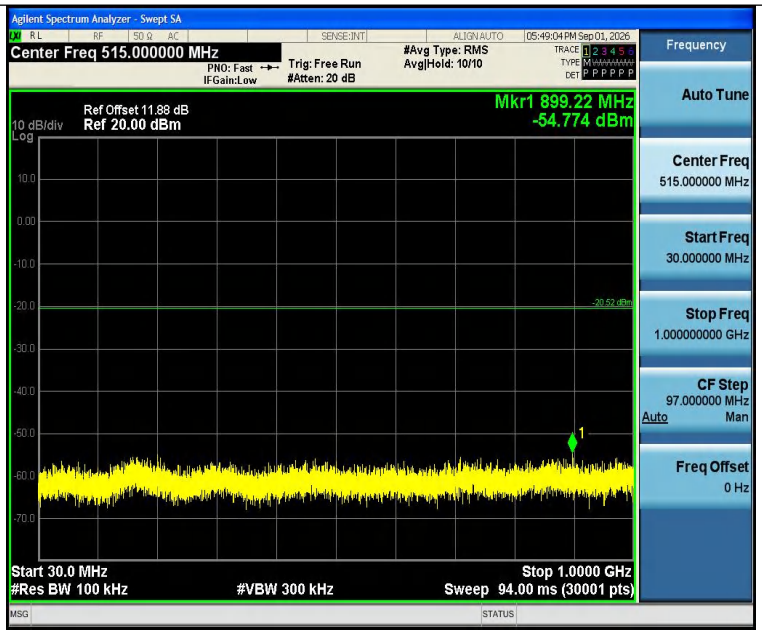

DH5-Ant1-2441-1000~26500-PASS

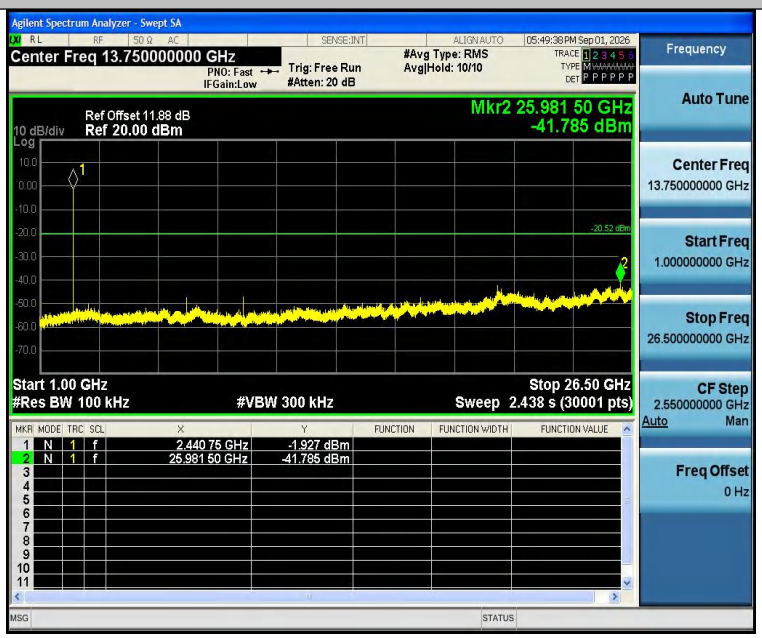

DH5-Ant1-2480-0~Reference-PASS

DH5-Ant1-2480-30~1000-PASS

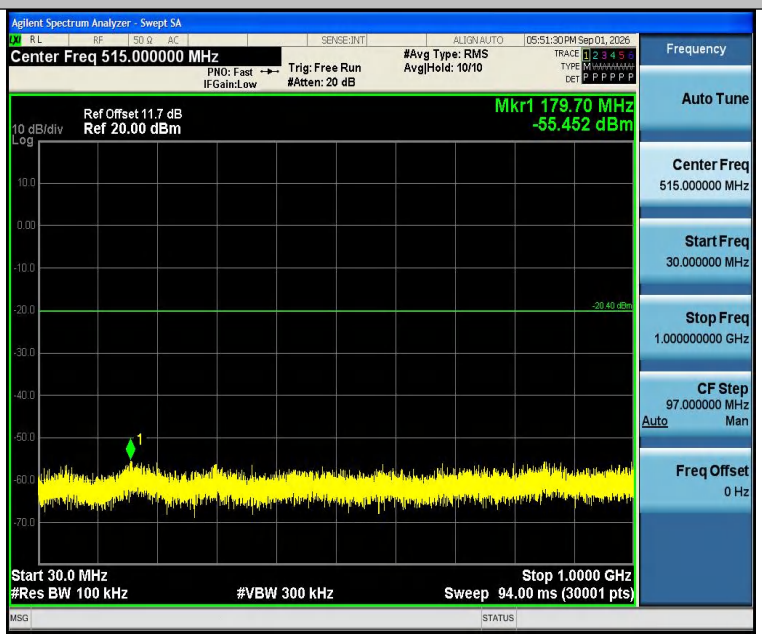

DH5-Ant1-2480-1000~26500-PASS

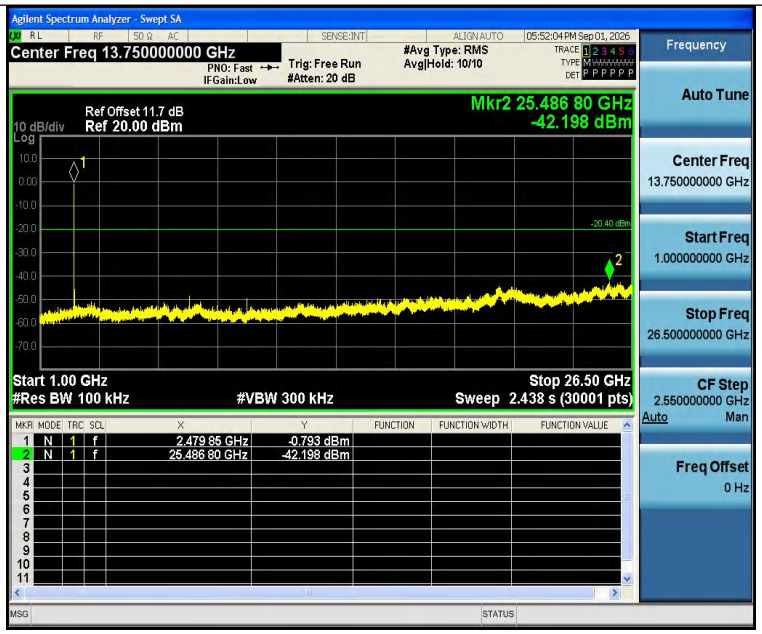

2DH5-Ant1-2402-0~Reference-PASS

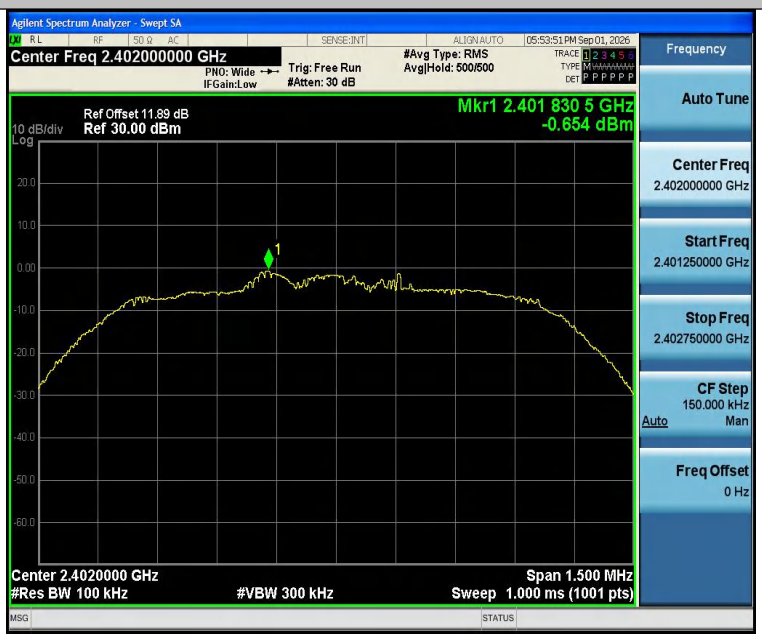

2DH5-Ant1-2402-30~1000-PASS

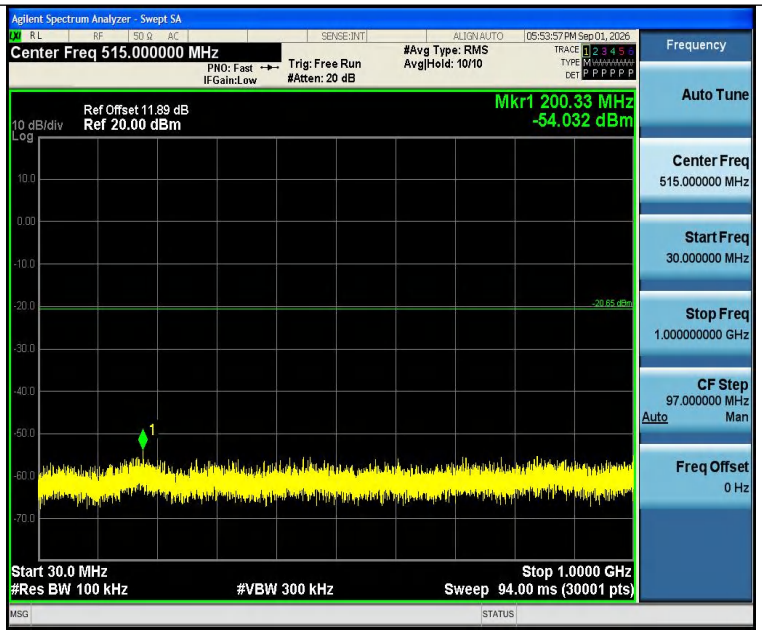

2DH5-Ant1-2402-1000~26500-PASS

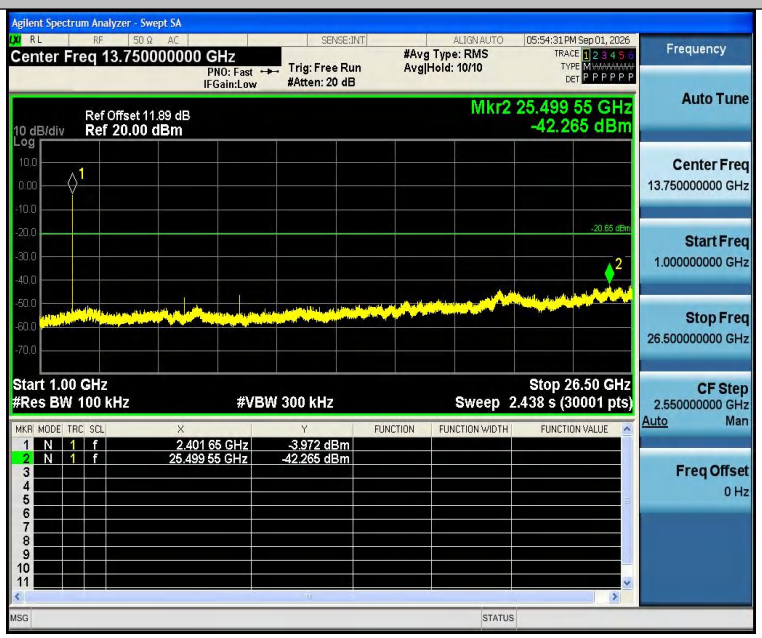

2DH5-Ant1-2441-0~Reference-PASS

2DH5-Ant1-2441-30~1000-PASS

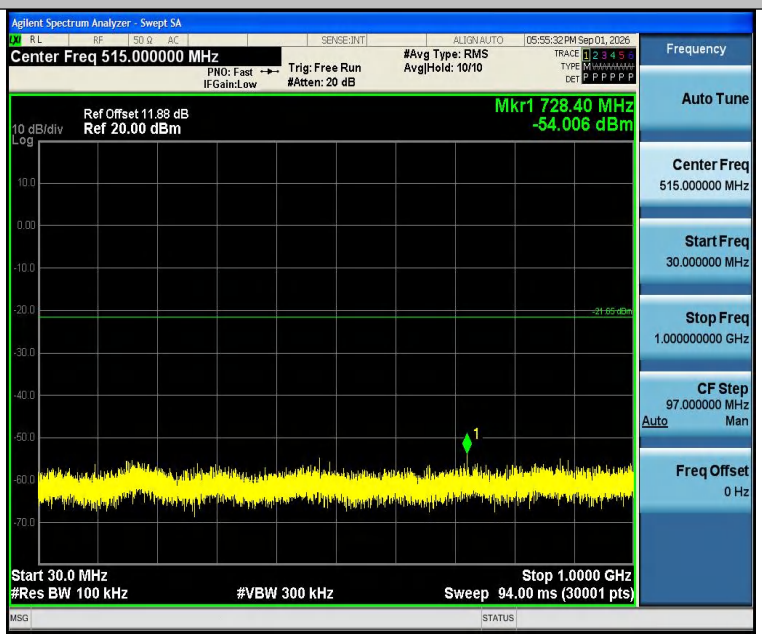

2DH5-Ant1-2441-1000~26500-PASS

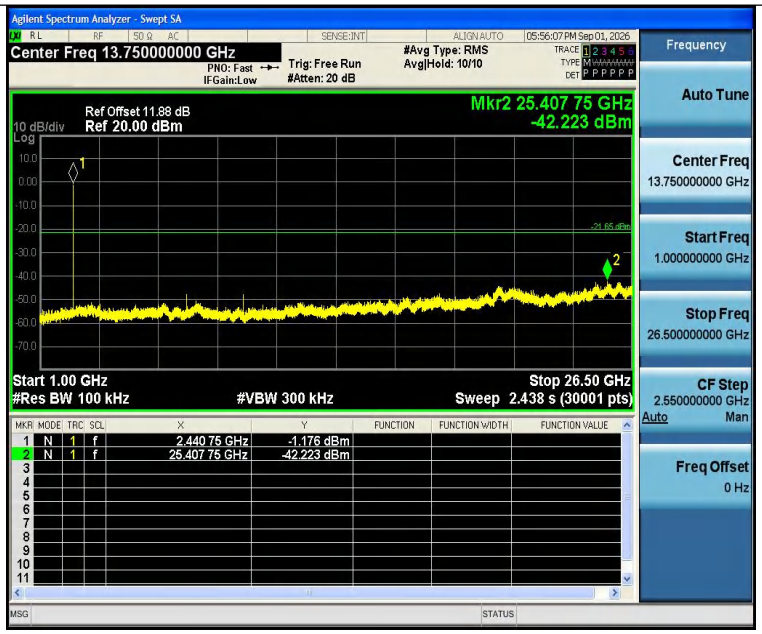

2DH5-Ant1-2480-0~Reference-PASS

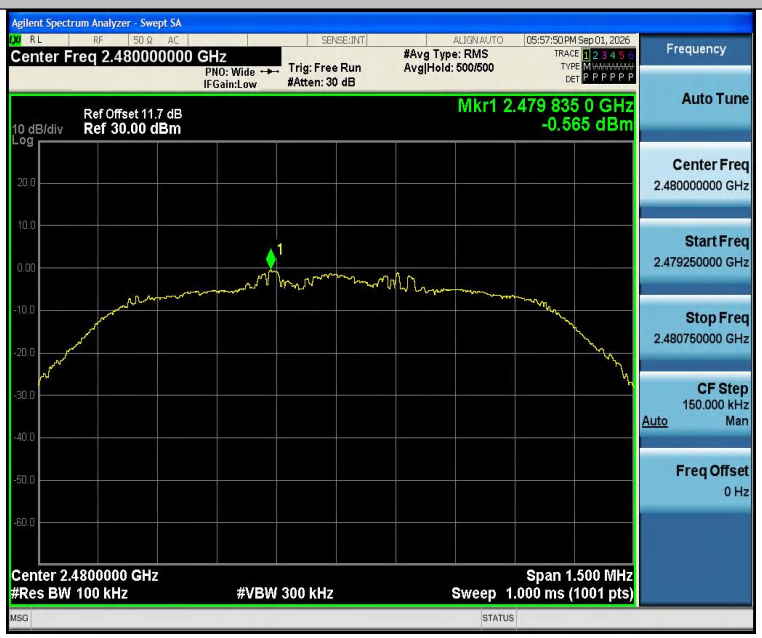

2DH5-Ant1-2480-30~1000-PASS

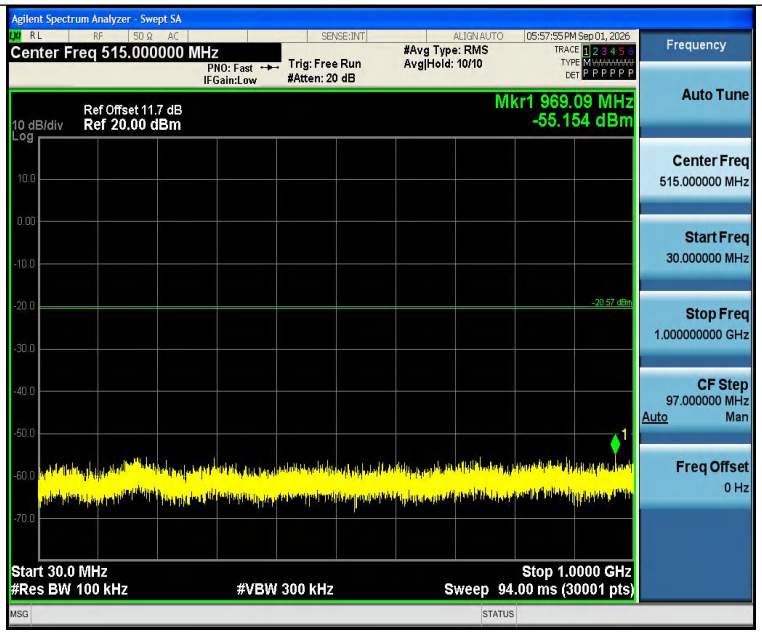

2DH5-Ant1-2480-1000~26500-PASS

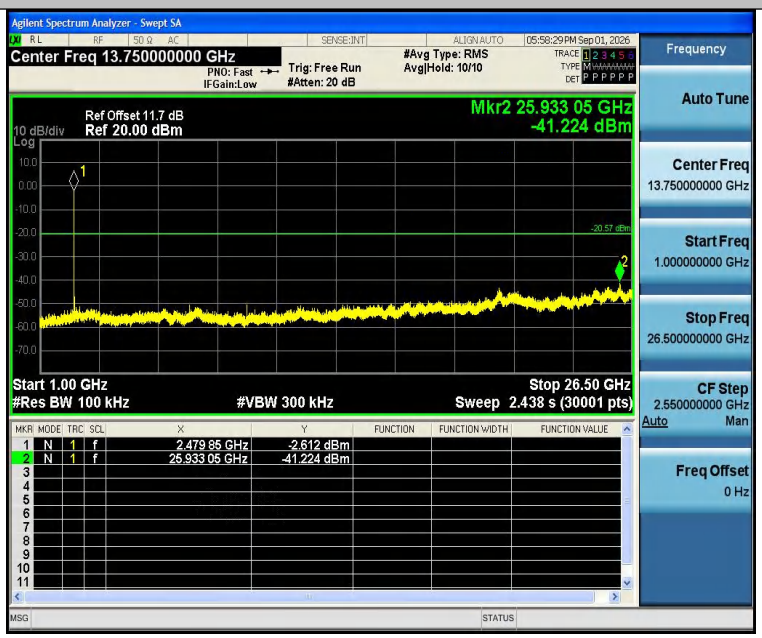

3DH5-Ant1-2402-0~Reference-PASS

3DH5-Ant1-2402-30~1000-PASS

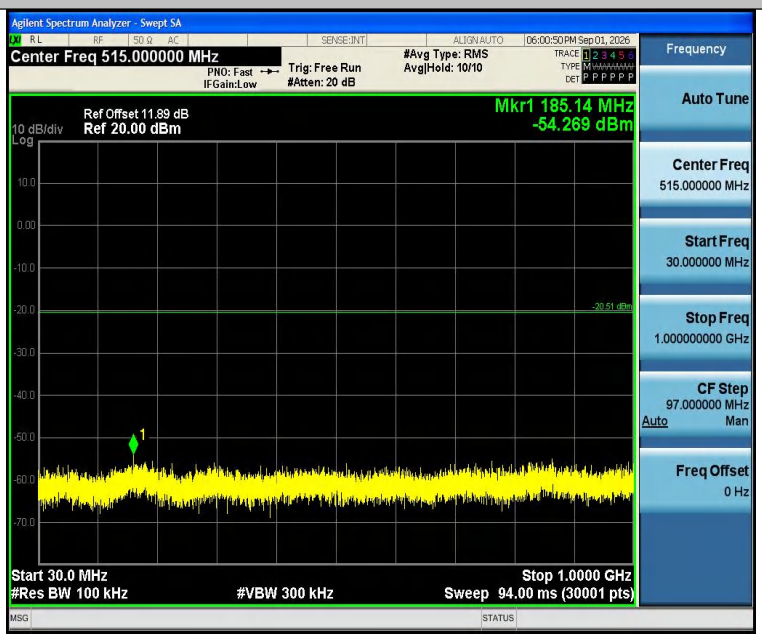

3DH5-Ant1-2402-1000~26500-PASS

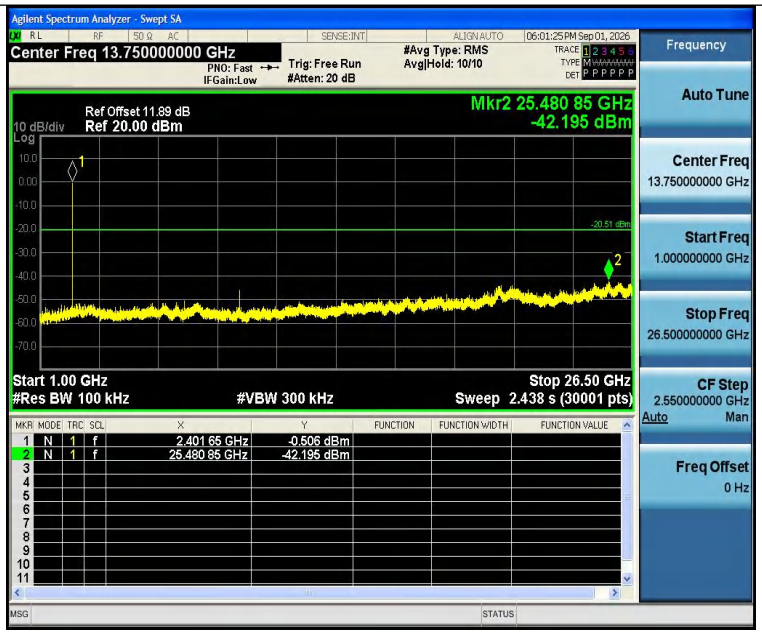

3DH5-Ant1-2441-0~Reference-PASS

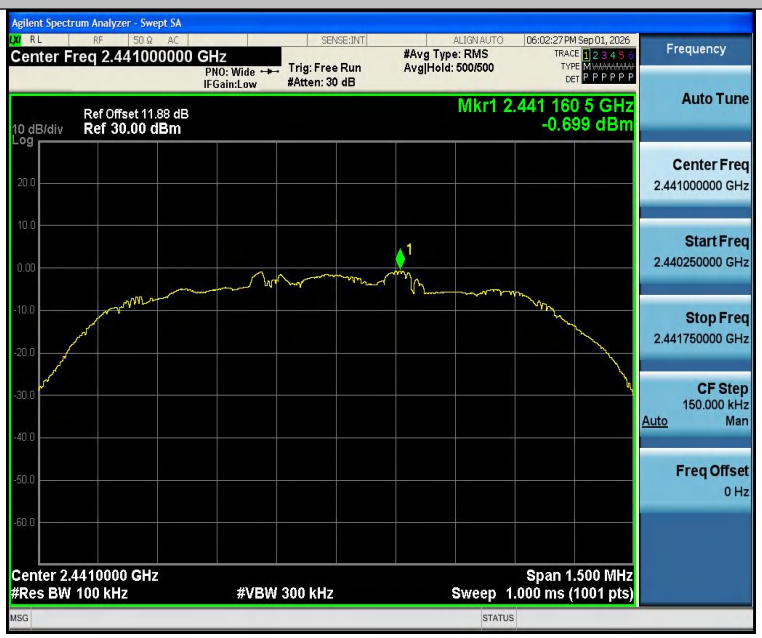

3DH5-Ant1-2441-30~1000-PASS

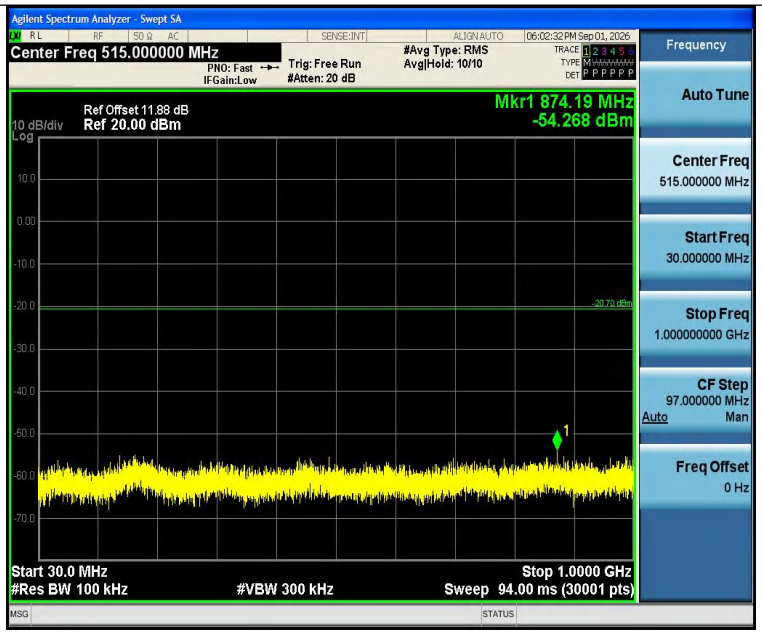

3DH5-Ant1-2441-1000~26500-PASS

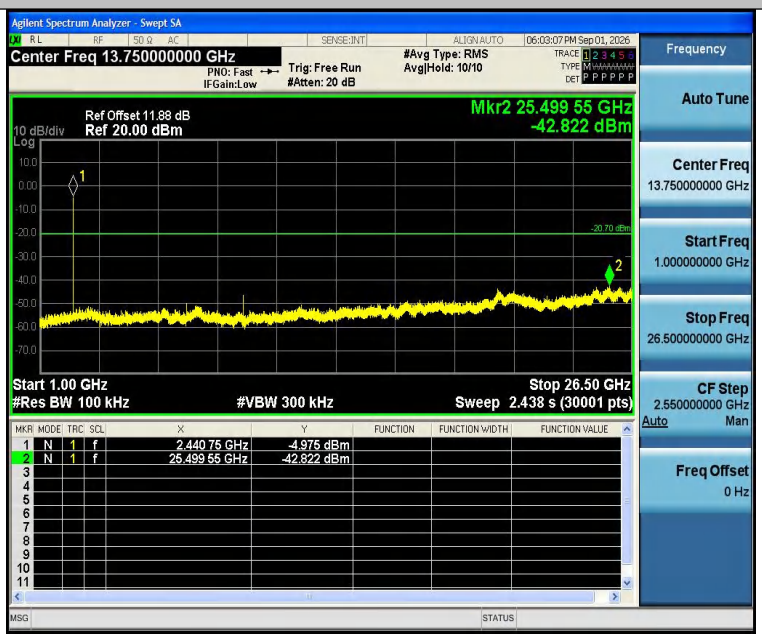

3DH5-Ant1-2480-0~Reference-PASS

3DH5-Ant1-2480-30~1000-PASS

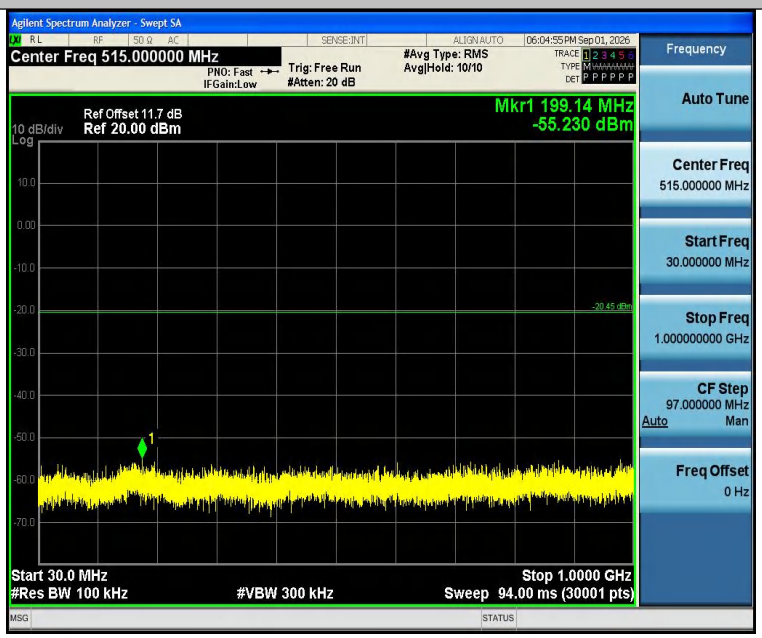

3DH5-Ant1-2480-1000~26500-PASS

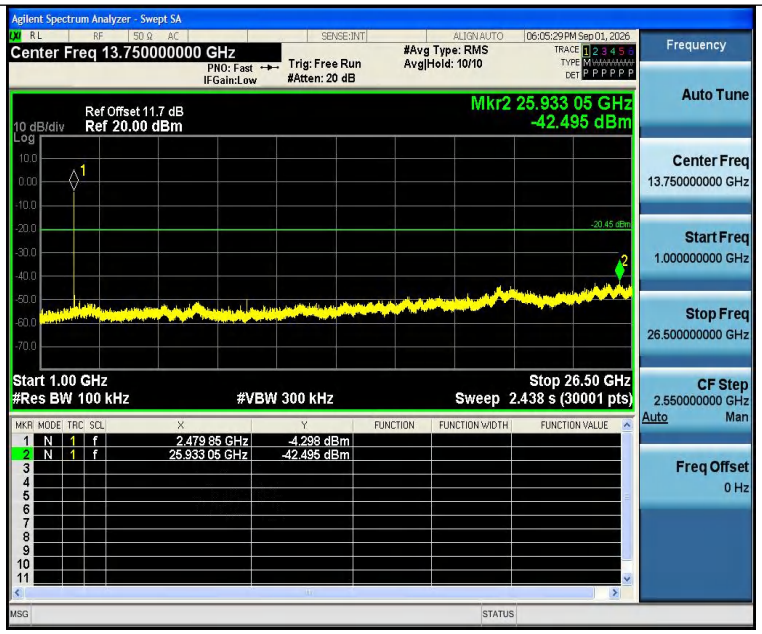
Agilent Spectrum Analyzer - Swept SA
Center Freq 13.750000000 GHz
PNO: Fast
IFGain:Low
Trig: Free Run
#Atten: 20 dB
#Avg Type: RMS
Avg|Hold: 10/10
06:05:29 PM Sep 01, 2026
Ref Offset 11.7 dB
10 dB/div
Ref 20.00 dBm
Log
Mkr2 25.933 05 GHz
-42.495 dBm
-20.45 dBm
Start 1.00 GHz
#Res BW 100 kHz
#VBW 300 kHz
Stop 26.50 GHz
Sweep 2.438 s (30001 pts)
MKR MODE TRC SCL X Y FUNCTION FUNCTION WIDTH FUNCTION VALUE
1 N 1 f 2.479 85 GHz -4.298 dBm
2 N 1 f 25.933 05 GHz -42.495 dBm
Frequency
Auto Tune
Center Freq
13.750000000 GHz
Start Freq
1.000000000 GHz
Stop Freq
26.500000000 GHz
CF Step
2.550000000 GHz
Auto
Man
Freq Offset
0 Hz
MSG
STATUS

14 Antenna Requirement

14.1 Test Standard and Requirement

Test Standard	FCC Part15 Section 15.203 /247(c)
Requirement	1) 15.203 requirement: An intentional radiator shall be designed to ensure that no antenna other than that furnished by the responsible party shall be used with the device. The use of a permanently attached antenna or of an antenna that uses a unique coupling to the intentional radiator, the manufacturer may design the unit so that a broken antenna can be replaced by the user, but the use of a standard antenna jack or electrical connector is prohibited. 2) 15.247(c) (1)(i) requirement: Systems operating in the 2400-2483.5 MHz band that is used exclusively for fixed. Point-to-point operations may employ transmitting antennas with directional gain greater than 6dBi provided the maximum conducted output power of the intentional radiator is reduced by 1 dB for every 3 dB that the directional gain of the antenna exceeds 6 dBi.

14.2 Antenna Connected Construction

The antenna is PCB antenna which permanently attached, and the best case gain of the antenna is 2.24 dBi. It complies with the standard requirement.

15 APPENDIX I -- TEST SETUP PHOTOGRAPH

Conducted Emissions



Radiated Emissions
From 30M-1GHz



Above 1GHz



16 APPENDIX II -- EUT PHOTOGRAPH

电源适配器 (Power Supply)
型号(Model):NT72-260250BZ
输入(Input): 100-240V~ 50/60Hz 1.6A Max
输出(Output):26.0V⎓ 2.50A 65.0W
LISTED
I.T.E. POWER SUPPLY
A.V. POWER SUPPLY
E494216
CAUTION:
INDOOR USE,DO NOT OPEN,
PREVENT ELECTRIC SHOCK
Made in China/中国制造 Date:Sep.2026
N-TECH ELECTRONICS.,LTD/深圳市新源鑫电器有限公司

musiccube
TINY BOX
POWER
MASTER
CH1 Gain
Reverb
CH2 Gain
Reverb
Aux in
EQ
Low
Mid
High
Low
Mid
High
Usb

musiccube
musiccube

musiccube
TINY BOX

musicube
TINY BOX
POWER
Phones
Volume
Line out
Model: D2 Max
CH2 input
CH1 input










24.000
MHZ
TS2853














0 mm 10 20 30 40 50 60 70


0 mm 10 20 30 40 50 60

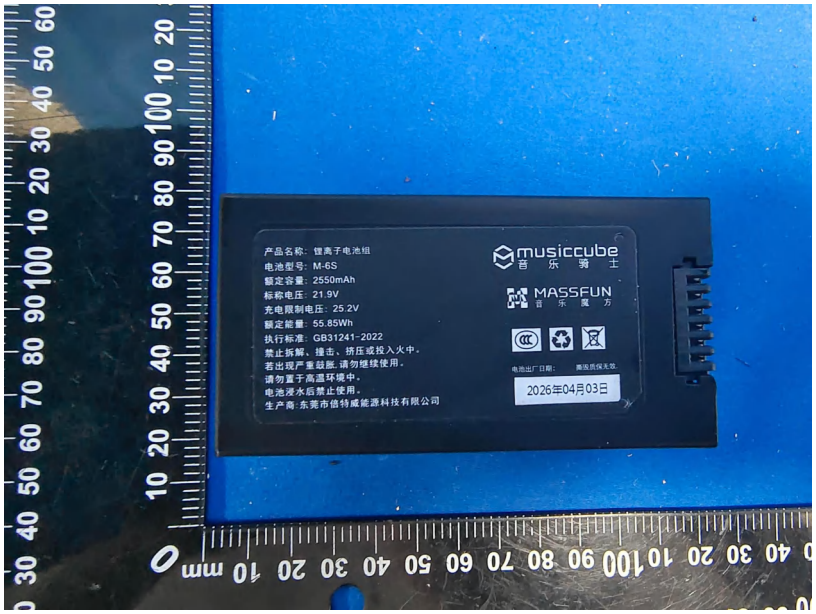

********THE END REPORT********