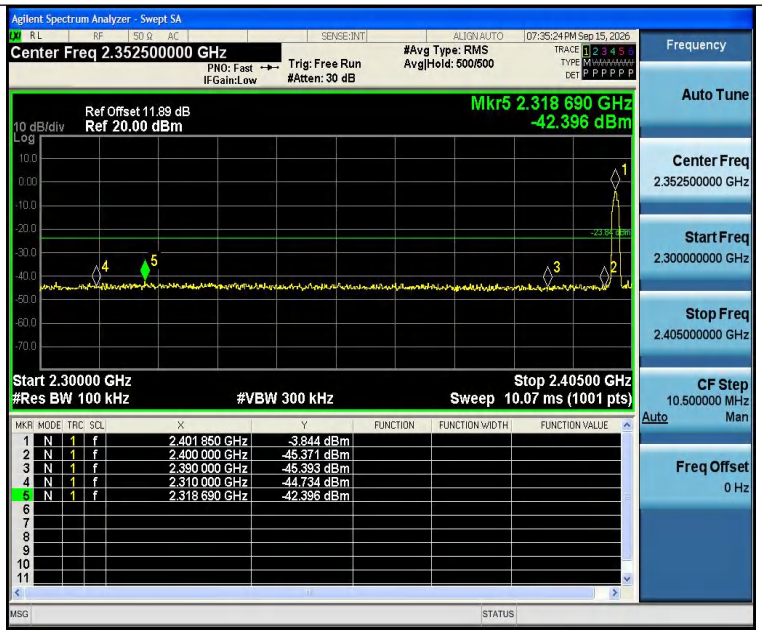

3DH5-Ant1-2480-PASS

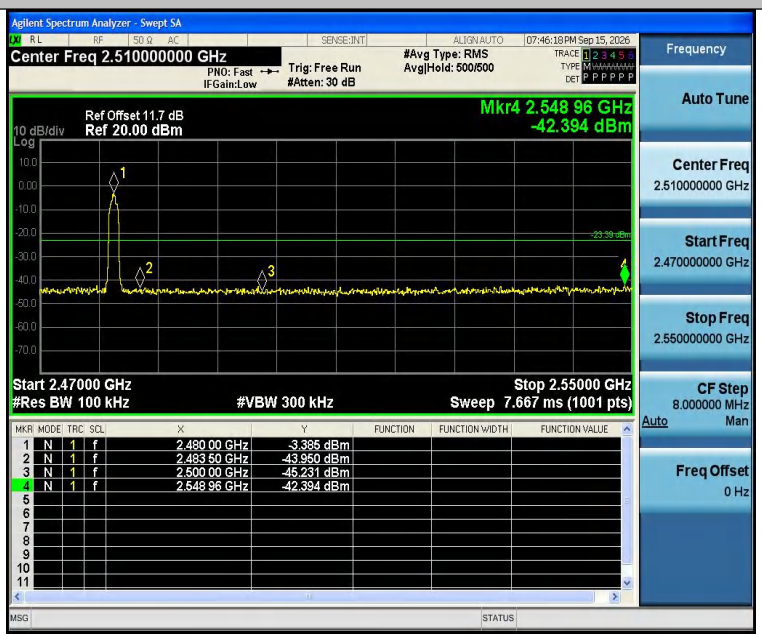

3DH5-Ant1-Hop_2402-PASS

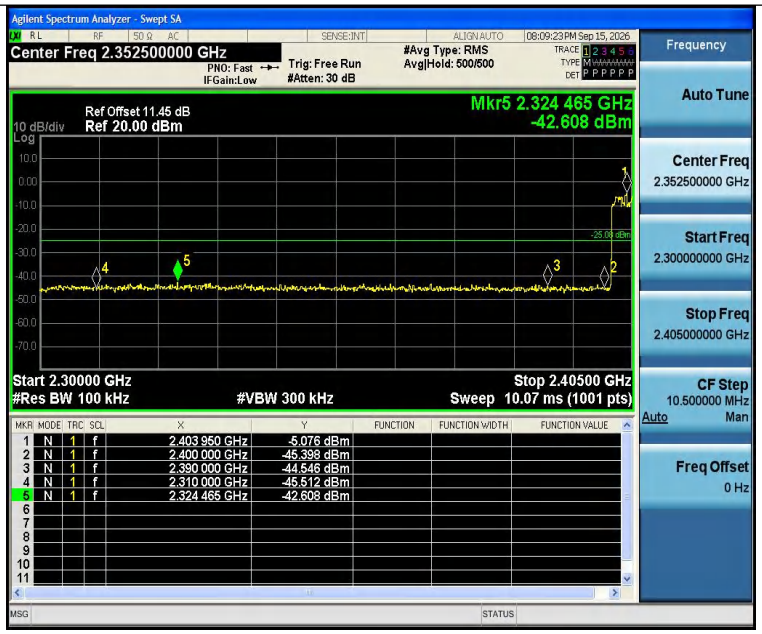

3DH5-Ant1-Hop_2480-PASS

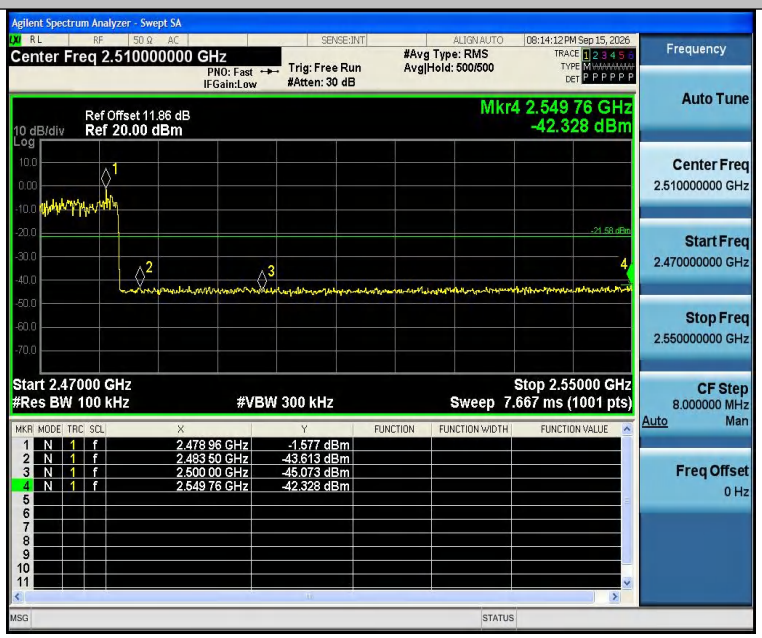

Conducted Emission Method

Test Result

TestMode	Antenna	Frequency[MHz]	FreqRange [MHz]	RefLevel [dBm]	Result [dBm]	Limit [dBm]	Verdict
DH5	Ant1	2402	0~Reference	-0.61	-0.61	---	PASS
DH5	Ant1	2402	30~1000	-0.61	-54.95	≤-20.61	PASS
DH5	Ant1	2402	1000~26500	-0.61	-42.07	≤-20.61	PASS
DH5	Ant1	2441	0~Reference	-0.53	-0.53	---	PASS
DH5	Ant1	2441	30~1000	-0.53	-55.13	≤-20.53	PASS
DH5	Ant1	2441	1000~26500	-0.53	-42.53	≤-20.53	PASS
DH5	Ant1	2480	0~Reference	-0.52	-0.52	---	PASS
DH5	Ant1	2480	30~1000	-0.52	-54.86	≤-20.52	PASS
DH5	Ant1	2480	1000~26500	-0.52	-42.69	≤-20.52	PASS
2DH5	Ant1	2402	0~Reference	-3.53	-3.53	---	PASS
2DH5	Ant1	2402	30~1000	-3.53	-54.78	≤-23.53	PASS
2DH5	Ant1	2402	1000~26500	-3.53	-42.52	≤-23.53	PASS
2DH5	Ant1	2441	0~Reference	-2.86	-2.86	---	PASS
2DH5	Ant1	2441	30~1000	-2.86	-55.04	≤-22.86	PASS
2DH5	Ant1	2441	1000~26500	-2.86	-41.7	≤-22.86	PASS
2DH5	Ant1	2480	0~Reference	-3.82	-3.82	---	PASS
2DH5	Ant1	2480	30~1000	-3.82	-55.02	≤-23.82	PASS
2DH5	Ant1	2480	1000~26500	-3.82	-42.92	≤-23.82	PASS
3DH5	Ant1	2402	0~Reference	-3.86	-3.86	---	PASS
3DH5	Ant1	2402	30~1000	-3.86	-55.38	≤-23.86	PASS
3DH5	Ant1	2402	1000~26500	-3.86	-42.36	≤-23.86	PASS
3DH5	Ant1	2441	0~Reference	-3.33	-3.33	---	PASS
3DH5	Ant1	2441	30~1000	-3.33	-54.33	≤-23.33	PASS
3DH5	Ant1	2441	1000~26500	-3.33	-42.81	≤-23.33	PASS
3DH5	Ant1	2480	0~Reference	-3.23	-3.23	---	PASS
3DH5	Ant1	2480	30~1000	-3.23	-54.97	≤-23.23	PASS
3DH5	Ant1	2480	1000~26500	-3.23	-42.62	≤-23.23	PASS

Test Graphs:

DH5-Ant1-2402-0~Reference-PASS

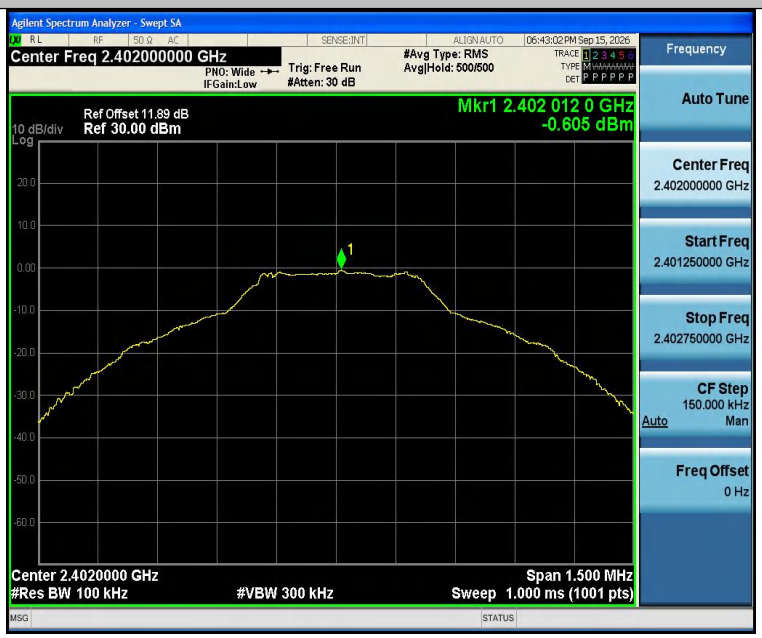

DH5-Ant1-2402-30~1000-PASS

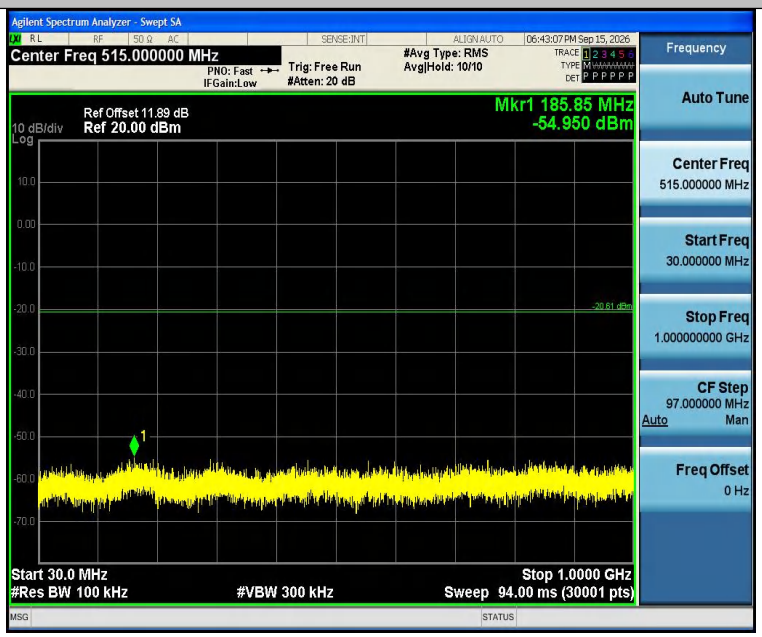

DH5-Ant1-2402-1000~26500-PASS

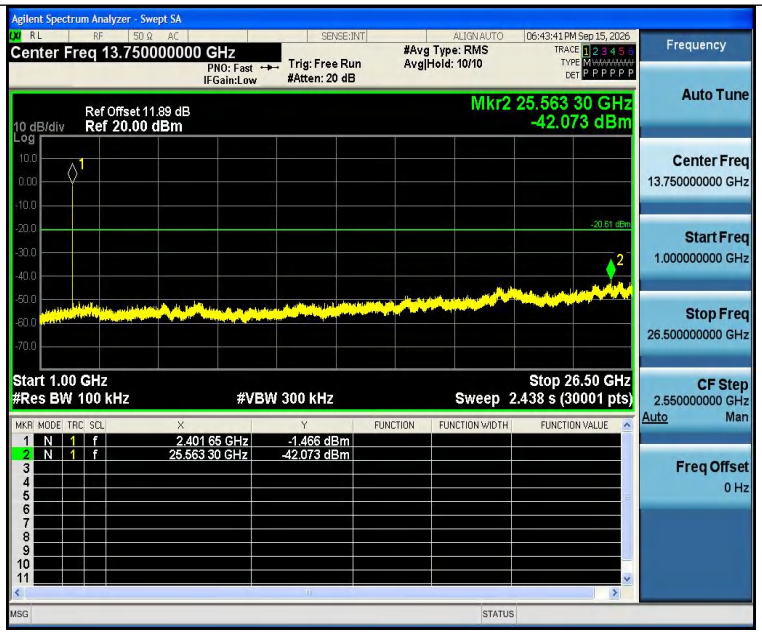

DH5-Ant1-2441-0~Reference-PASS

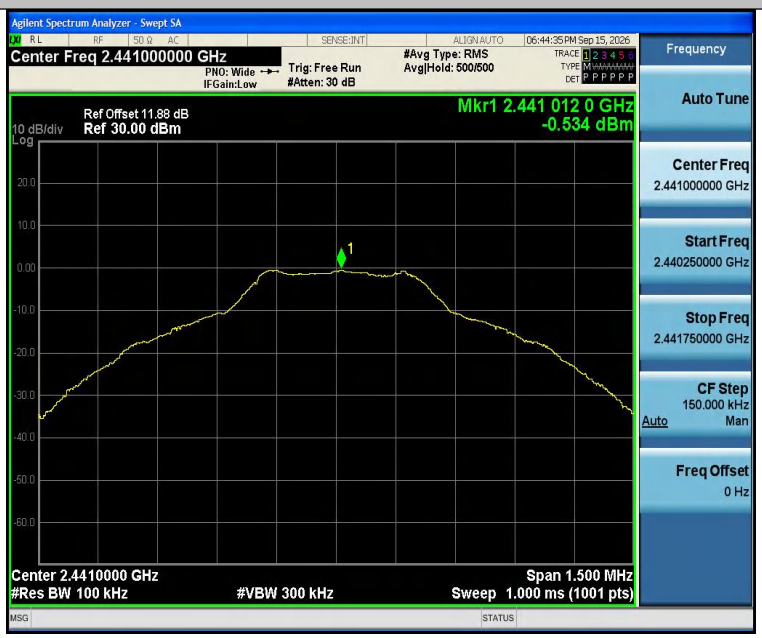

DH5-Ant1-2441-30~1000-PASS

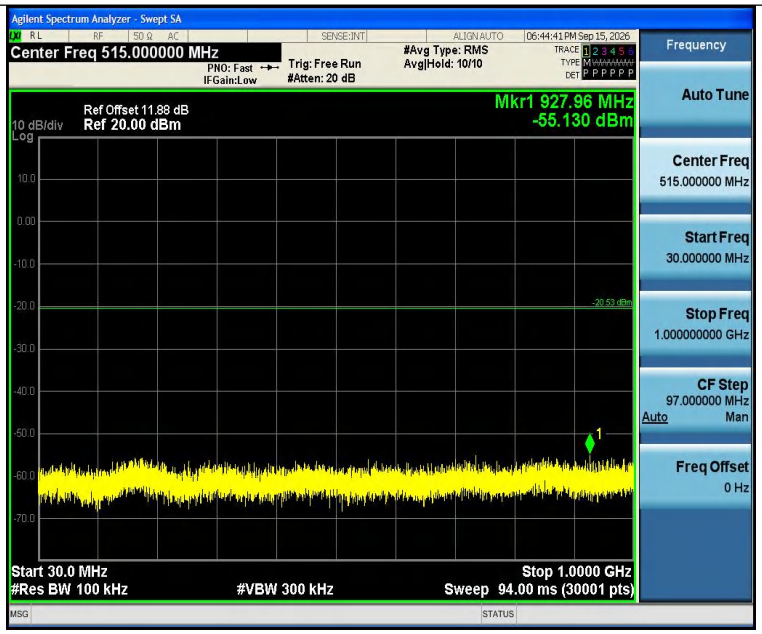

DH5-Ant1-2441-1000~26500-PASS

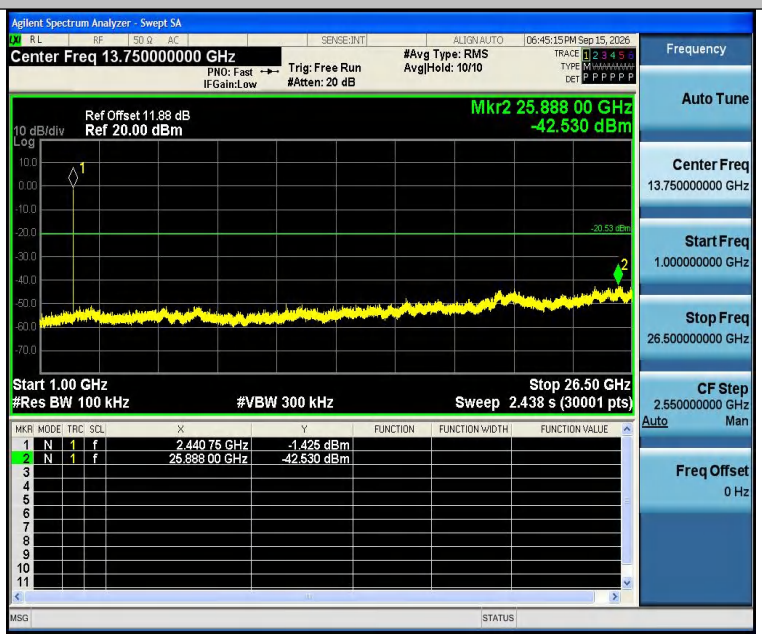

DH5-Ant1-2480-0~Reference-PASS

DH5-Ant1-2480-30~1000-PASS

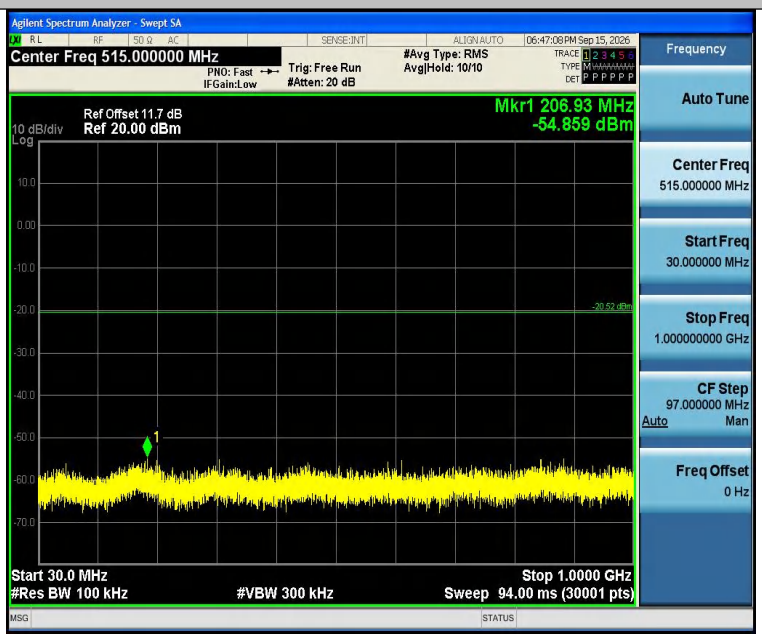

DH5-Ant1-2480-1000~26500-PASS

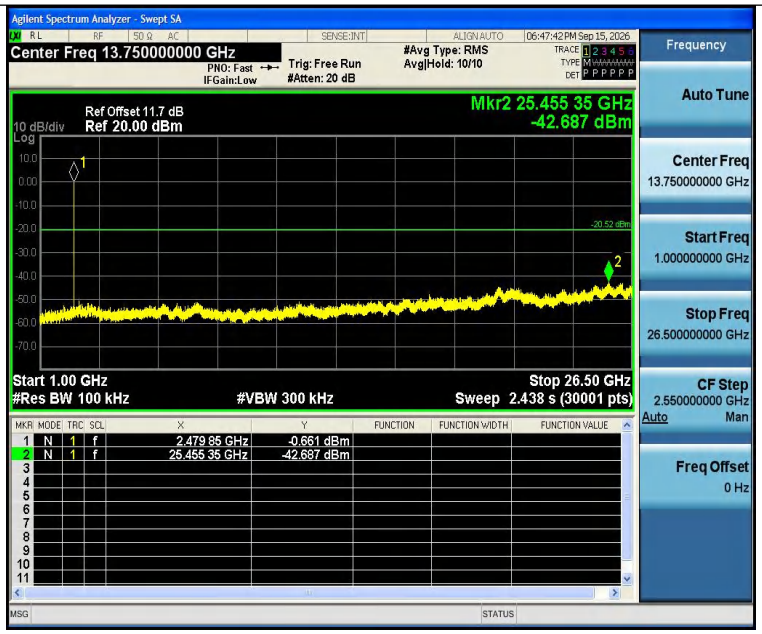

2DH5-Ant1-2402-0~Reference-PASS

2DH5-Ant1-2402-30~1000-PASS

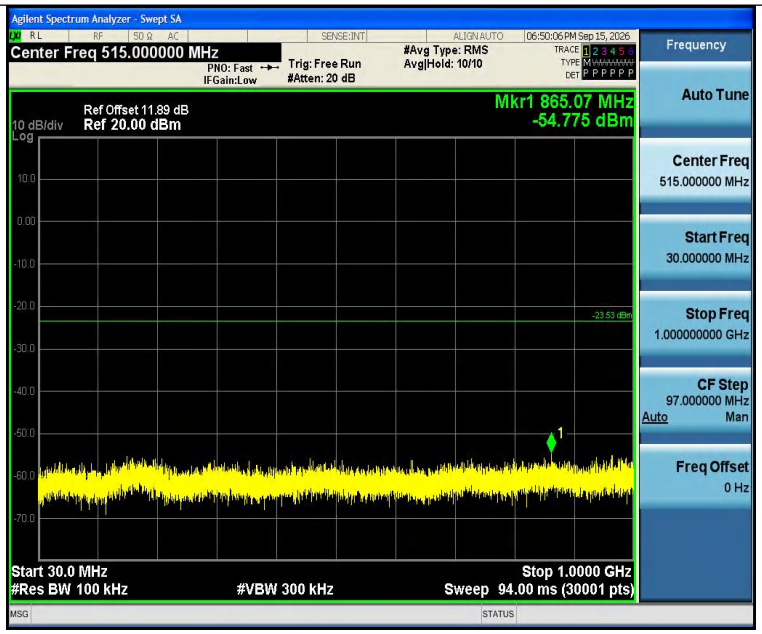

2DH5-Ant1-2402-1000~26500-PASS

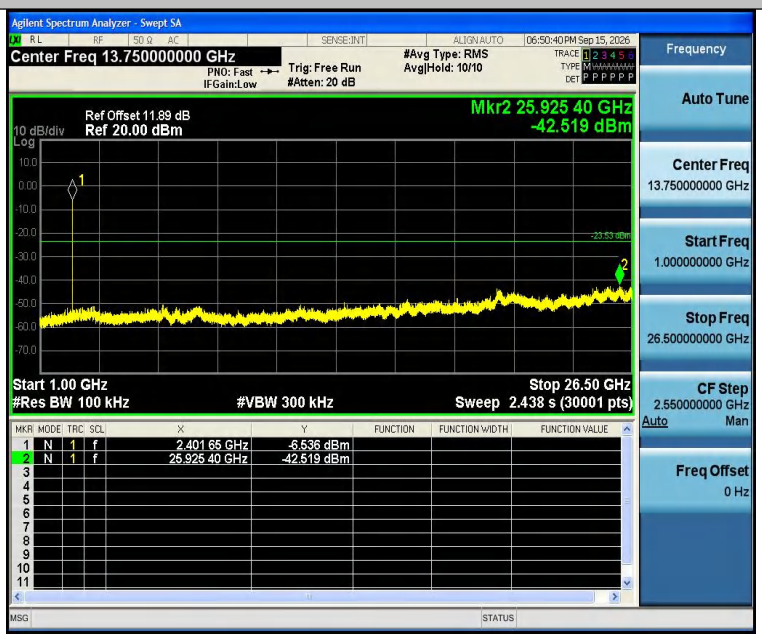

2DH5-Ant1-2441-0~Reference-PASS

2DH5-Ant1-2441-30~1000-PASS

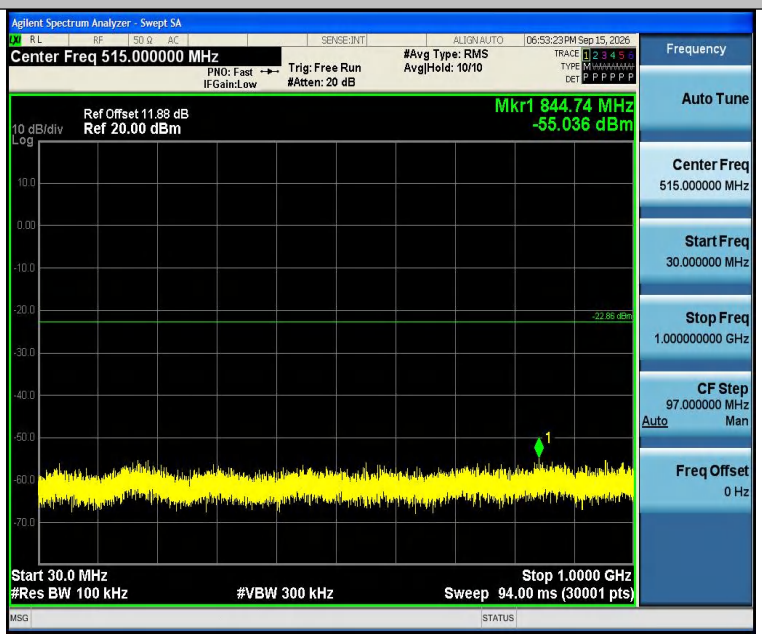

2DH5-Ant1-2441-1000~26500-PASS

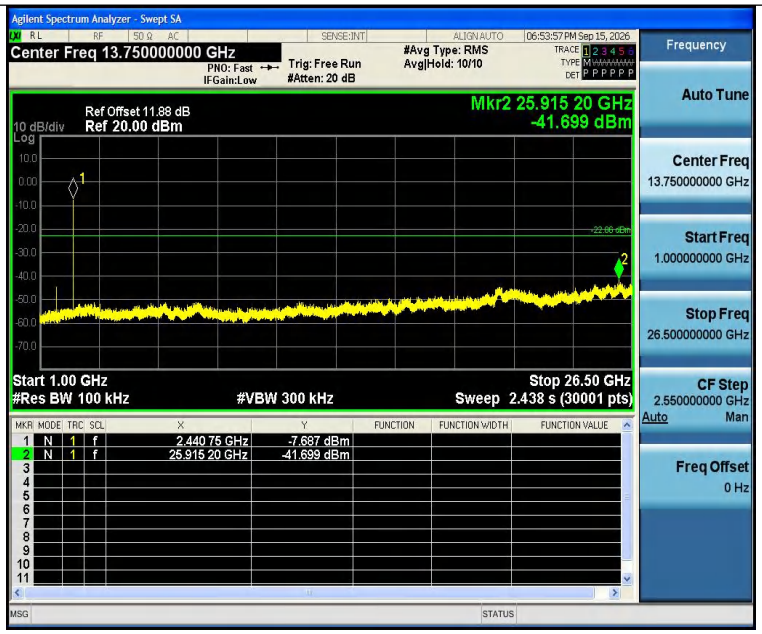

2DH5-Ant1-2480-0~Reference-PASS

2DH5-Ant1-2480-30~1000-PASS

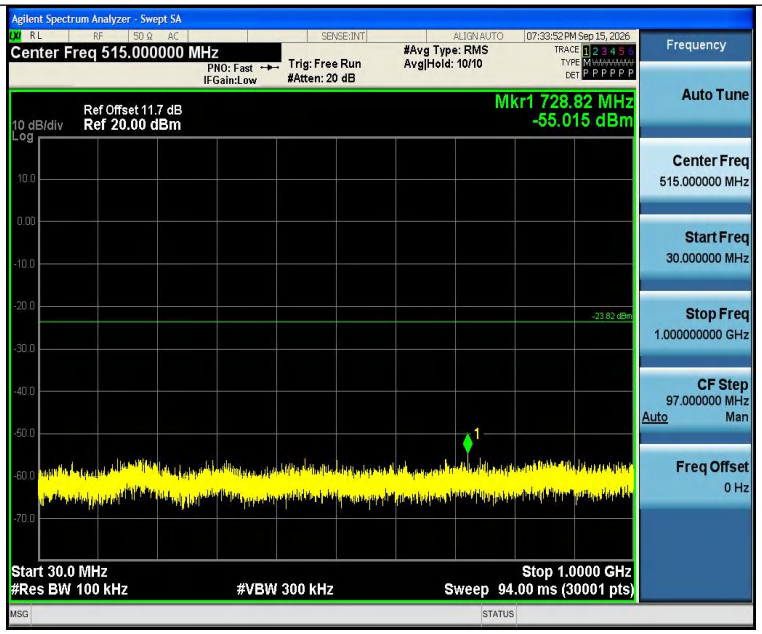

2DH5-Ant1-2480-1000~26500-PASS

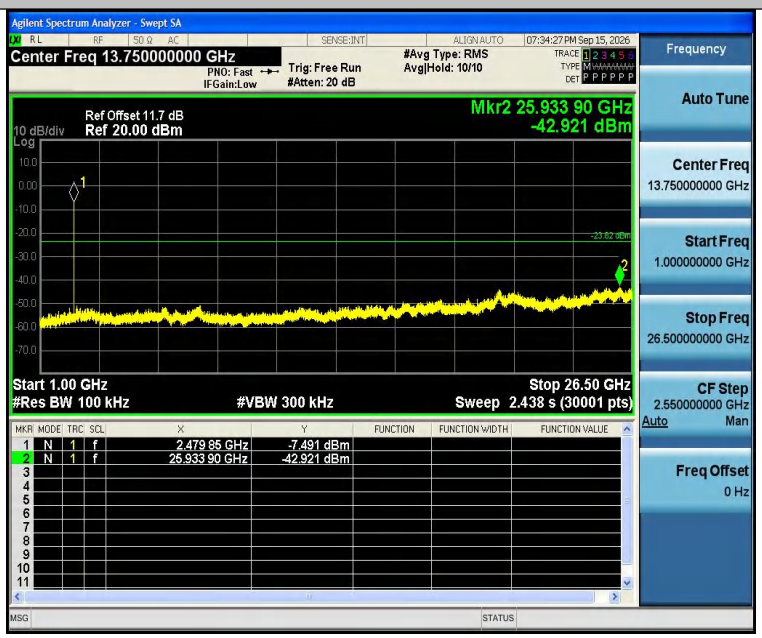

3DH5-Ant1-2402-0~Reference-PASS

3DH5-Ant1-2402-30~1000-PASS

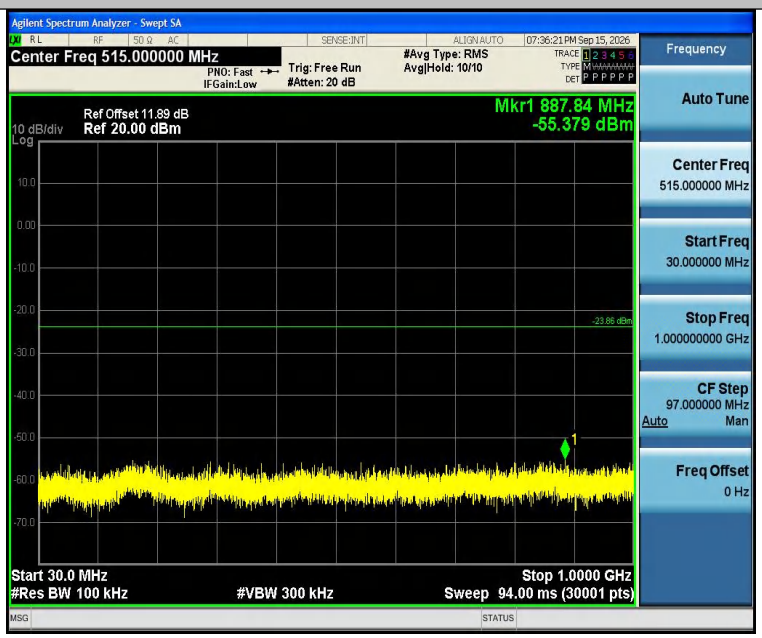

3DH5-Ant1-2402-1000~26500-PASS

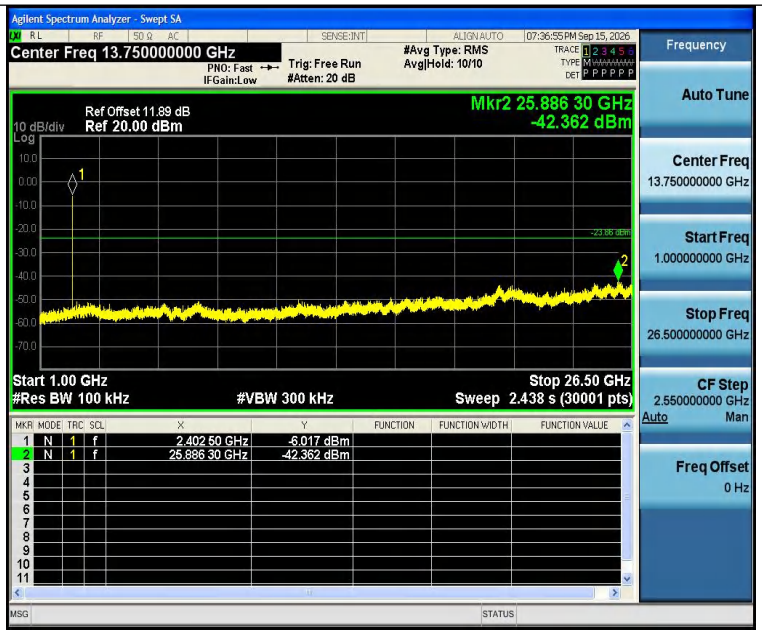

3DH5-Ant1-2441-0~Reference-PASS

3DH5-Ant1-2441-30~1000-PASS

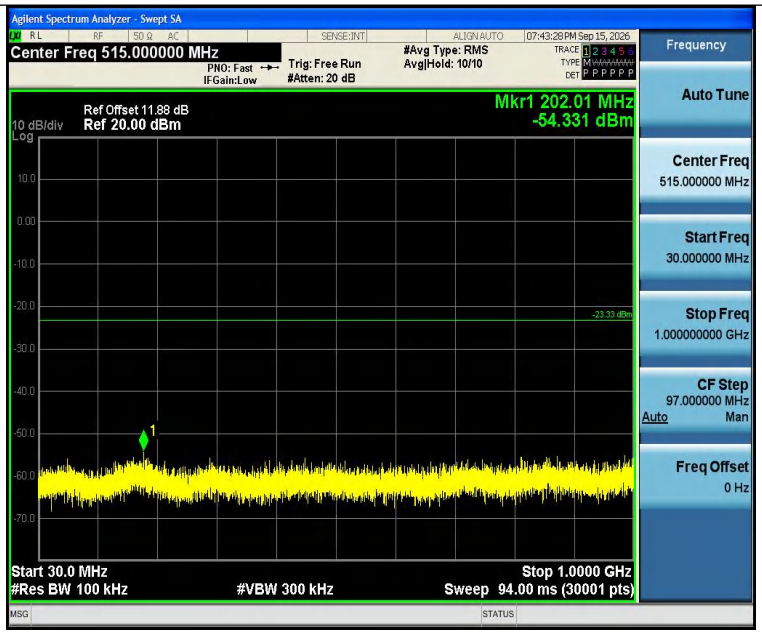

3DH5-Ant1-2441-1000~26500-PASS

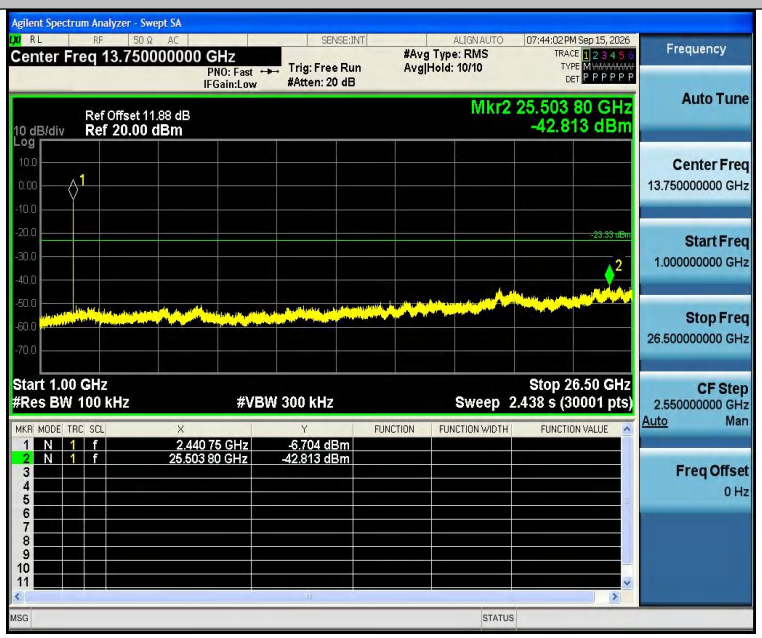

3DH5-Ant1-2480-0~Reference-PASS

3DH5-Ant1-2480-30~1000-PASS

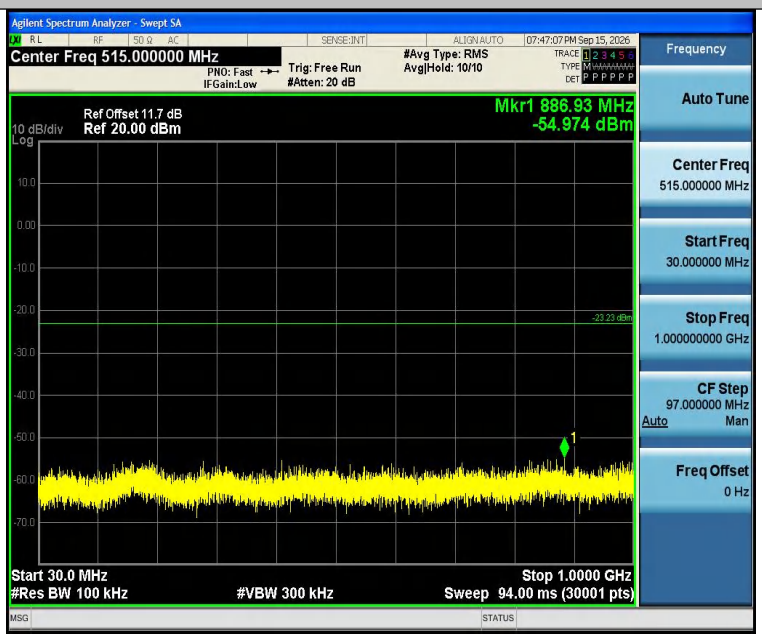

3DH5-Ant1-2480-1000~26500-PASS

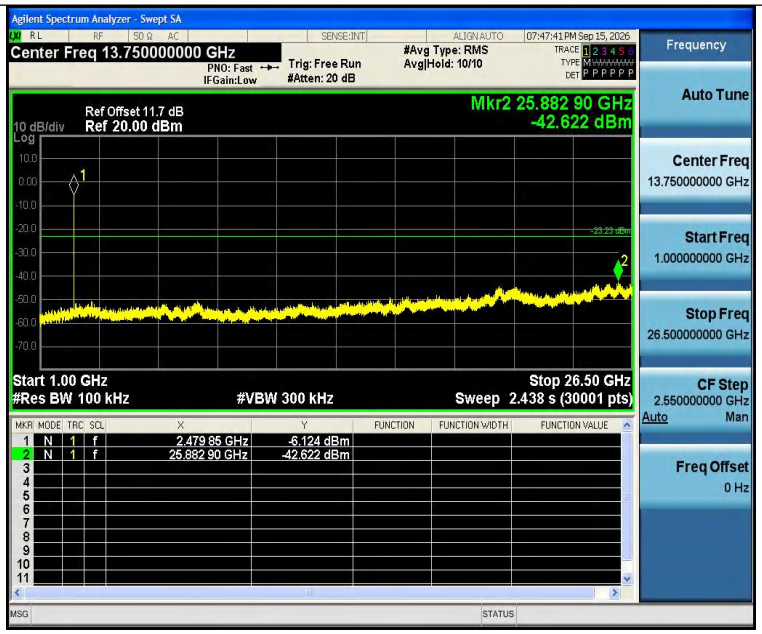
Agilent Spectrum Analyzer - Swept SA
Center Freq 13.750000000 GHz
PNO: Fast
IFGain:Low
Trig: Free Run
#Atten: 20 dB
#Avg Type: RMS
Avg|Hold: 10/10
07:47:41 PM Sep 15, 2026
Ref Offset 11.7 dB
10 dB/div
Ref 20.00 dBm
Log
Mkr2 25.882 90 GHz
-42.622 dBm
-23.23 dBm
Start 1.00 GHz
#Res BW 100 kHz
#VBW 300 kHz
Stop 26.50 GHz
Sweep 2.438 s (30001 pts)
MKR MODE TRC SCL X Y FUNCTION FUNCTION WIDTH FUNCTION VALUE
1 N 1 f 2.479 85 GHz -5.124 dBm
2 N 1 f 25.882 90 GHz -42.622 dBm
Frequency
Auto Tune
Center Freq
13.750000000 GHz
Start Freq
1.000000000 GHz
Stop Freq
26.500000000 GHz
CF Step
2.550000000 GHz
Auto
Man
Freq Offset
0 Hz
MSG
STATUS

14 Antenna Requirement

14.1 Test Standard and Requirement

Test Standard	FCC Part15 Section 15.203 /247(c)
Requirement	1) 15.203 requirement: An intentional radiator shall be designed to ensure that no antenna other than that furnished by the responsible party shall be used with the device. The use of a permanently attached antenna or of an antenna that uses a unique coupling to the intentional radiator, the manufacturer may design the unit so that a broken antenna can be replaced by the user, but the use of a standard antenna jack or electrical connector is prohibited. 2) 15.247(c) (1)(i) requirement: Systems operating in the 2400-2483.5 MHz band that is used exclusively for fixed. Point-to-point operations may employ transmitting antennas with directional gain greater than 6dBi provided the maximum conducted output power of the intentional radiator is reduced by 1 dB for every 3 dB that the directional gain of the antenna exceeds 6 dBi.

14.2 Antenna Connected Construction

The antenna is PCB antenna which permanently attached, and the best case gain of the antenna is 2.24dBi. It complies with the standard requirement.

15 APPENDIX I -- TEST SETUP PHOTOGRAPH

Conducted Emissions



Radiated Emissions
From 30M-1GHz



Above 1GHz



16 APPENDIX II -- EUT PHOTOGRAPH



musiccube

musiccube
musiccube

musiccube
musiccube

musiccube
Model NO. T2 Pro
Portable multifunctional PA system
Made in China

POWER SUPPLY (电源适配器)
MODEL (型号): NT-3400700D1
INPUT (输入): 100-240V~50/60Hz 3.5A Max
OUTPUT (输出): 34.0V ⎓ 7.0A 238.0W
LISTED
I.T.E. POWER SUPPLY
A.V. POWER SUPPLY
E494216
UL Japan
GMA-512922-EA
N-TECH ELECTRONICS.,LTD /深圳市新源鑫电器有限公司
MADE IN CHINA / 中国制造
Date:Jun.2026















YXC
26.000
6093K


Made in China


Made in China


BL13658
Made in China


Made in China


Made in China





********THE END REPORT********