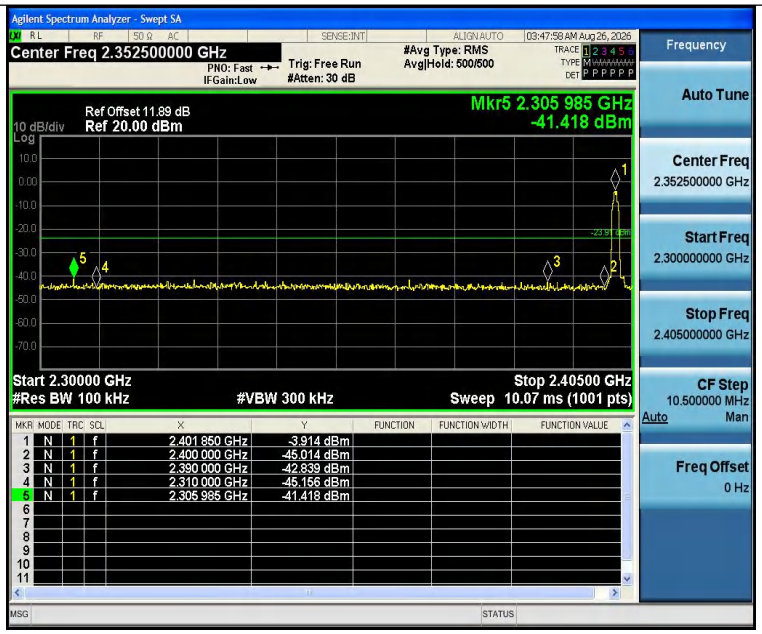

3DH5-Ant1-2480-PASS

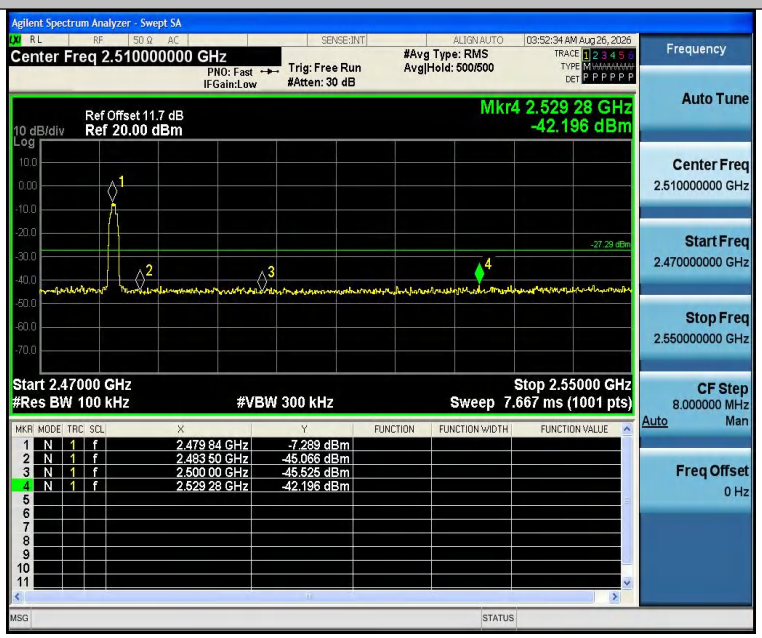

3DH5-Ant1-Hop_2402-PASS

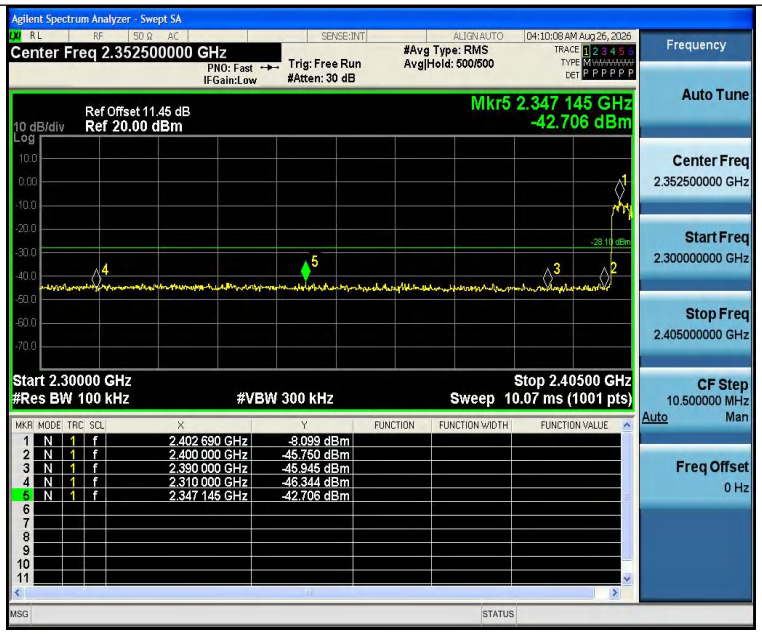

3DH5-Ant1-Hop_2480-PASS

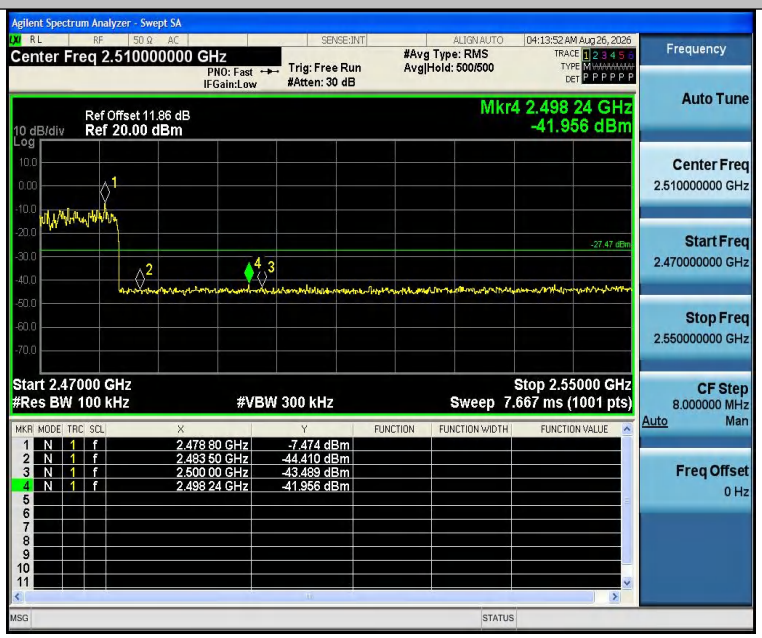

Conducted Emission Method

Test Result

TestMode	Antenna	Frequency[MHz]	FreqRange [MHz]	RefLevel [dBm]	Result [dBm]	Limit [dBm]	Verdict
DH5	Ant1	2402	0~Reference	-3.87	-3.87	---	PASS
DH5	Ant1	2402	30~1000	-3.87	-54.93	≤-23.87	PASS
DH5	Ant1	2402	1000~26500	-3.87	-42.94	≤-23.87	PASS
DH5	Ant1	2441	0~Reference	-5.24	-5.24	---	PASS
DH5	Ant1	2441	30~1000	-5.24	-55.2	≤-25.24	PASS
DH5	Ant1	2441	1000~26500	-5.24	-42.36	≤-25.24	PASS
DH5	Ant1	2480	0~Reference	-7.18	-7.18	---	PASS
DH5	Ant1	2480	30~1000	-7.18	-55.26	≤-27.18	PASS
DH5	Ant1	2480	1000~26500	-7.18	-42.54	≤-27.18	PASS
2DH5	Ant1	2402	0~Reference	-4.12	-4.12	---	PASS
2DH5	Ant1	2402	30~1000	-4.12	-53.47	≤-24.12	PASS
2DH5	Ant1	2402	1000~26500	-4.12	-42.01	≤-24.12	PASS
2DH5	Ant1	2441	0~Reference	-6.09	-6.09	---	PASS
2DH5	Ant1	2441	30~1000	-6.09	-54.67	≤-26.09	PASS
2DH5	Ant1	2441	1000~26500	-6.09	-42.67	≤-26.09	PASS
2DH5	Ant1	2480	0~Reference	-7.36	-7.36	---	PASS
2DH5	Ant1	2480	30~1000	-7.36	-55.08	≤-27.36	PASS
2DH5	Ant1	2480	1000~26500	-7.36	-42.61	≤-27.36	PASS
3DH5	Ant1	2402	0~Reference	-3.94	-3.94	---	PASS
3DH5	Ant1	2402	30~1000	-3.94	-55.14	≤-23.94	PASS
3DH5	Ant1	2402	1000~26500	-3.94	-41.76	≤-23.94	PASS
3DH5	Ant1	2441	0~Reference	-5.30	-5.30	---	PASS
3DH5	Ant1	2441	30~1000	-5.30	-54.93	≤-25.3	PASS
3DH5	Ant1	2441	1000~26500	-5.30	-42.13	≤-25.3	PASS
3DH5	Ant1	2480	0~Reference	-7.91	-7.91	---	PASS
3DH5	Ant1	2480	30~1000	-7.91	-55.03	≤-27.91	PASS
3DH5	Ant1	2480	1000~26500	-7.91	-42.8	≤-27.91	PASS

Test Graphs:

DH5-Ant1-2402-0~Reference-PASS

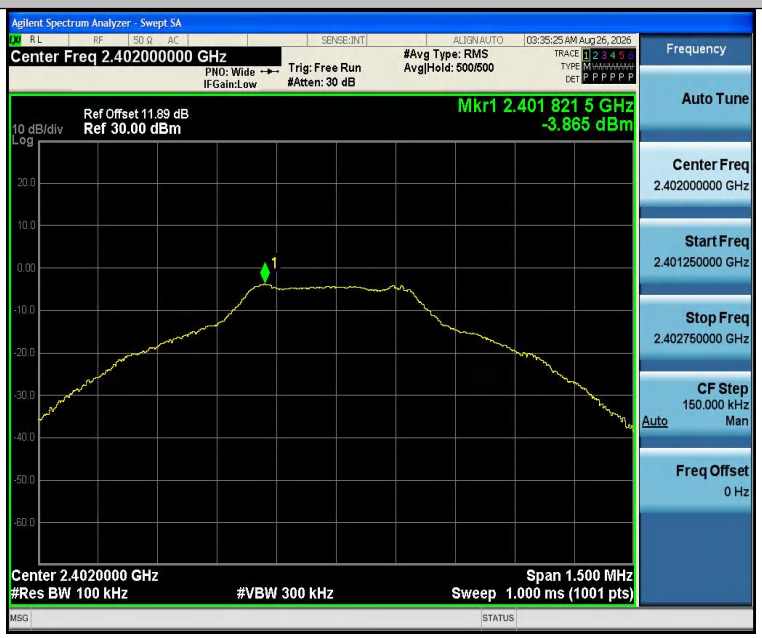

DH5-Ant1-2402-30~1000-PASS

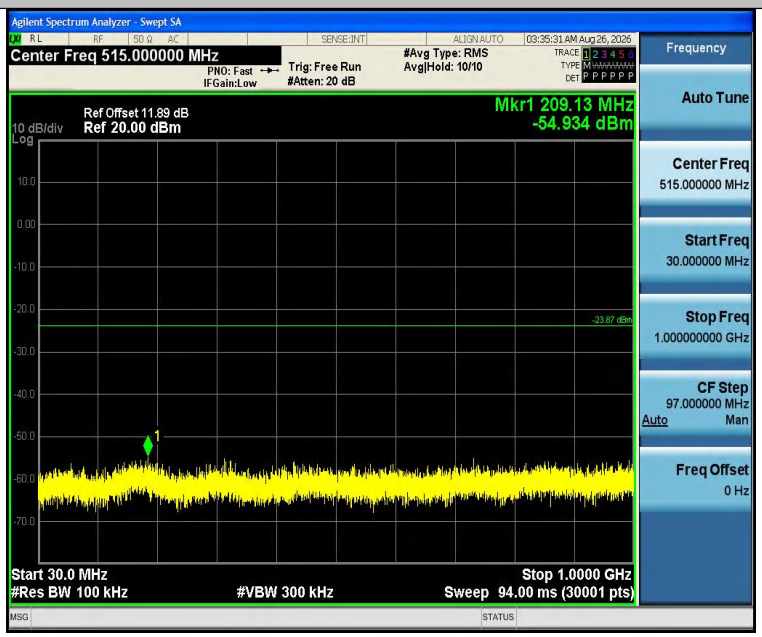

DH5-Ant1-2402-1000~26500-PASS

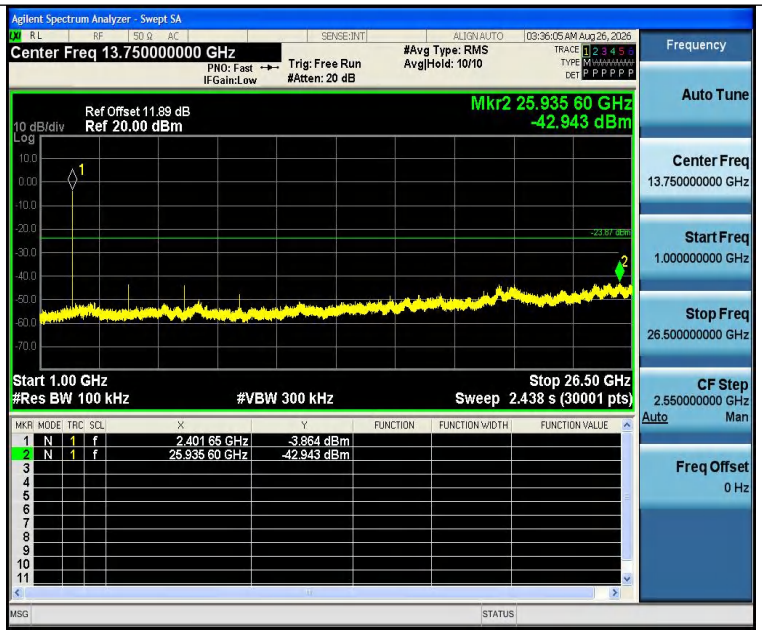

DH5-Ant1-2441-0~Reference-PASS

DH5-Ant1-2441-30~1000-PASS

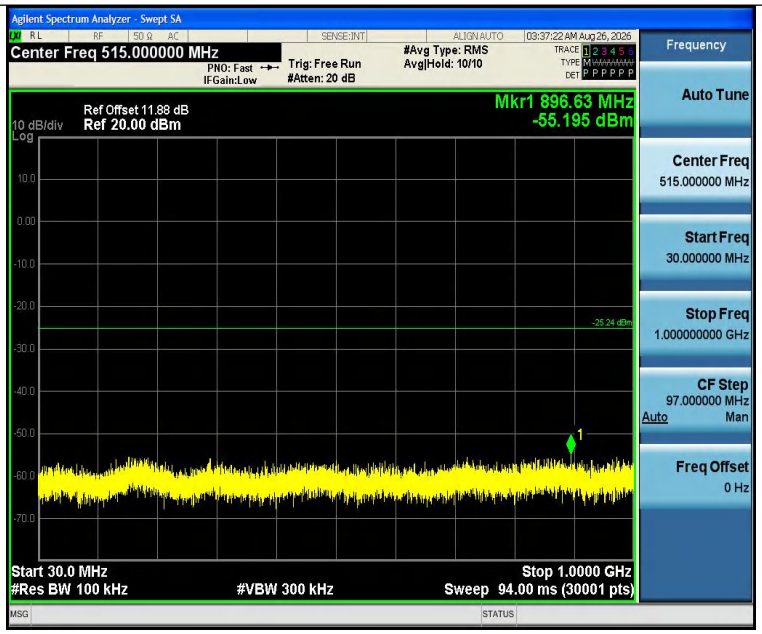

DH5-Ant1-2441-1000~26500-PASS

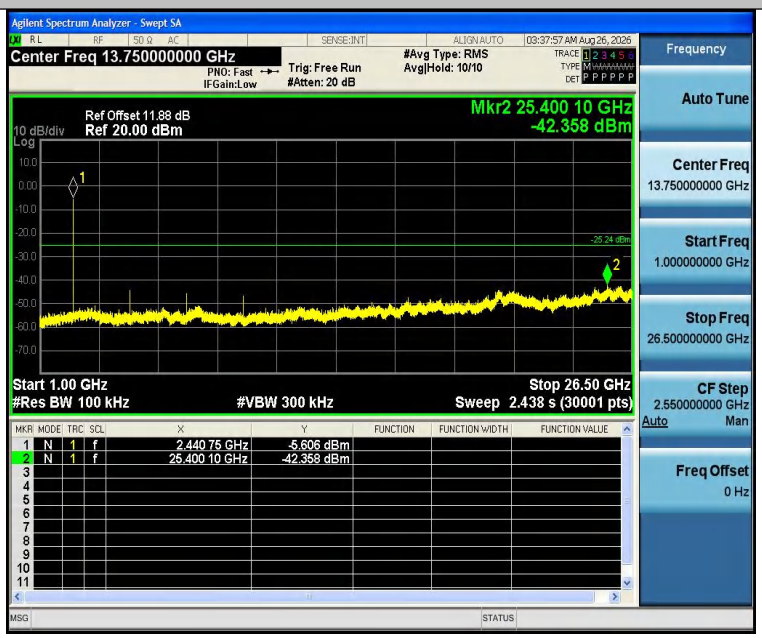

DH5-Ant1-2480-0~Reference-PASS

DH5-Ant1-2480-30~1000-PASS

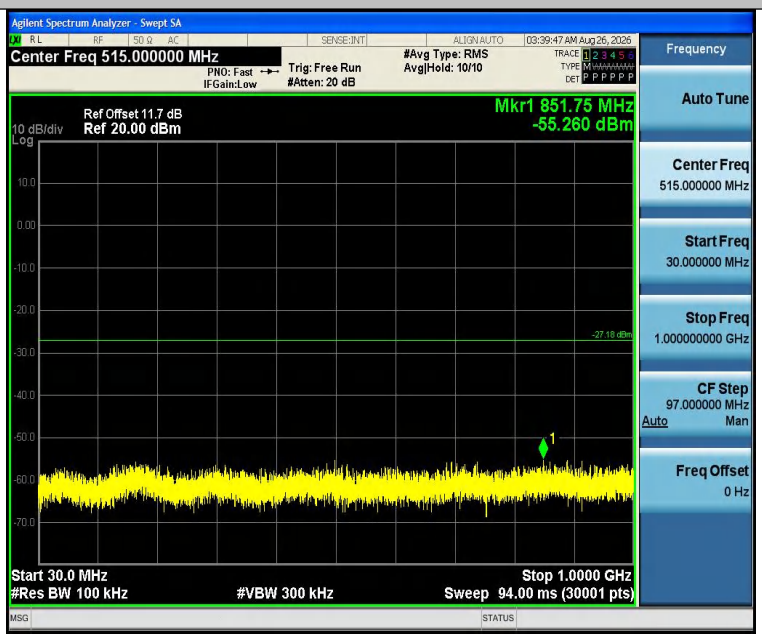

DH5-Ant1-2480-1000~26500-PASS

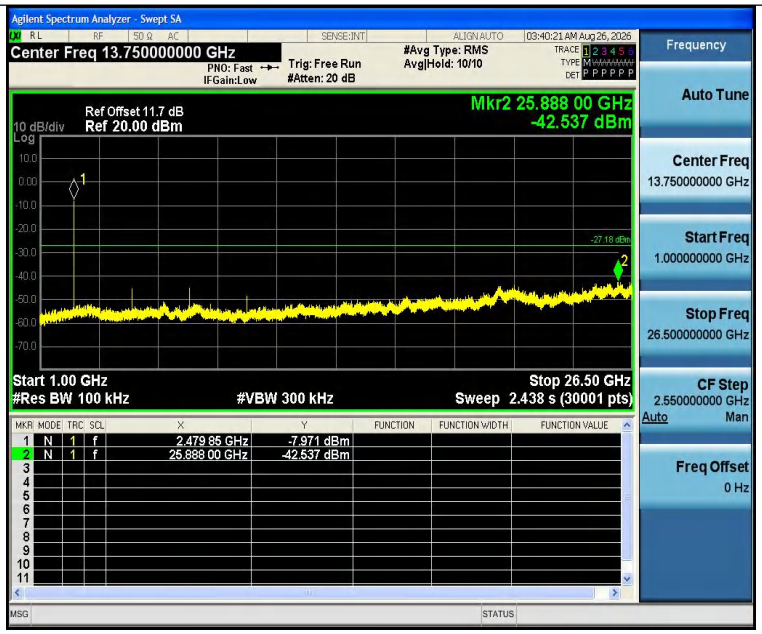

2DH5-Ant1-2402-0~Reference-PASS

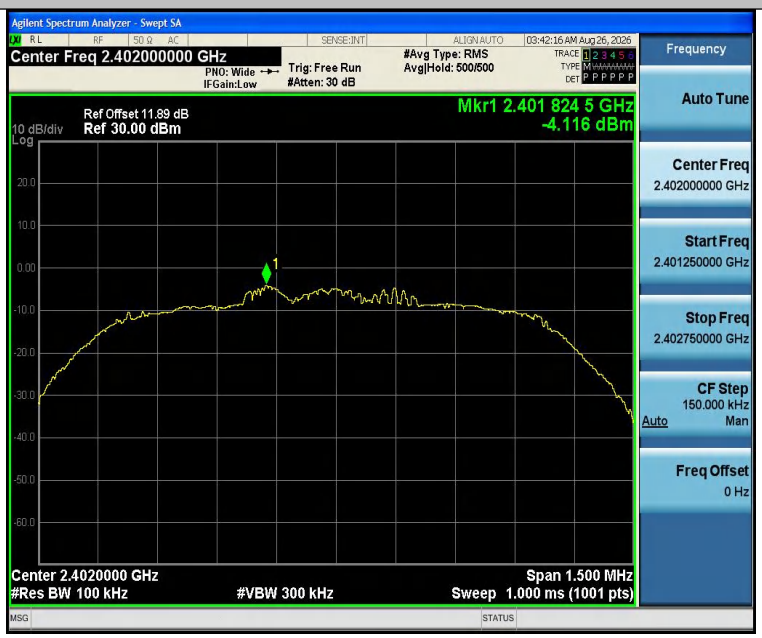

2DH5-Ant1-2402-30~1000-PASS

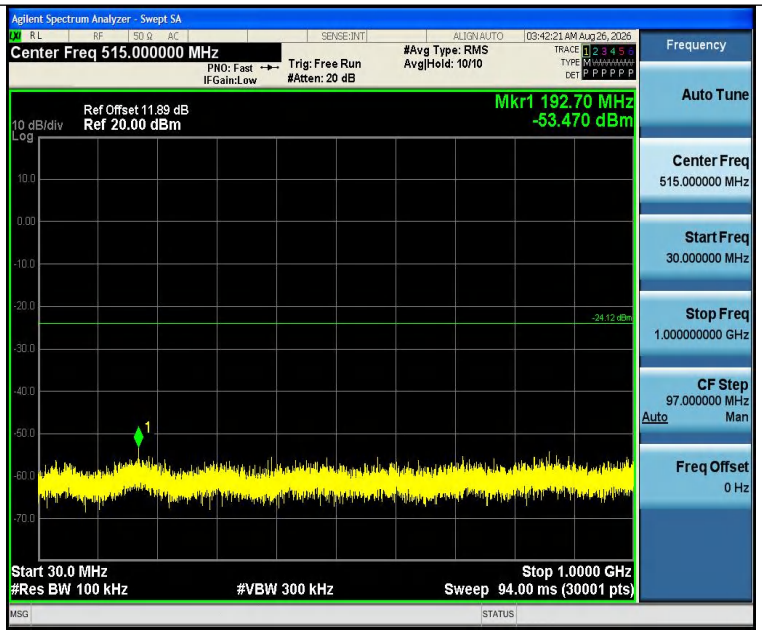

2DH5-Ant1-2402-1000~26500-PASS

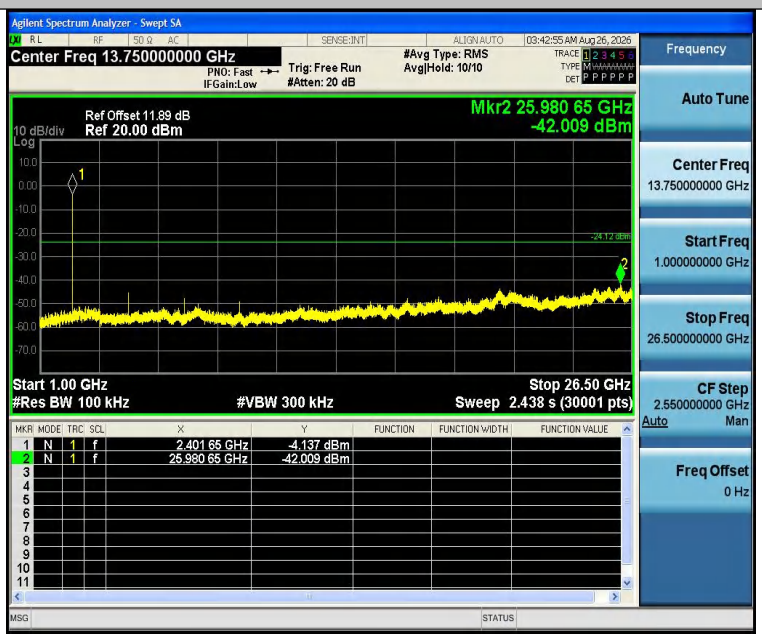

2DH5-Ant1-2441-0~Reference-PASS

2DH5-Ant1-2441-30~1000-PASS

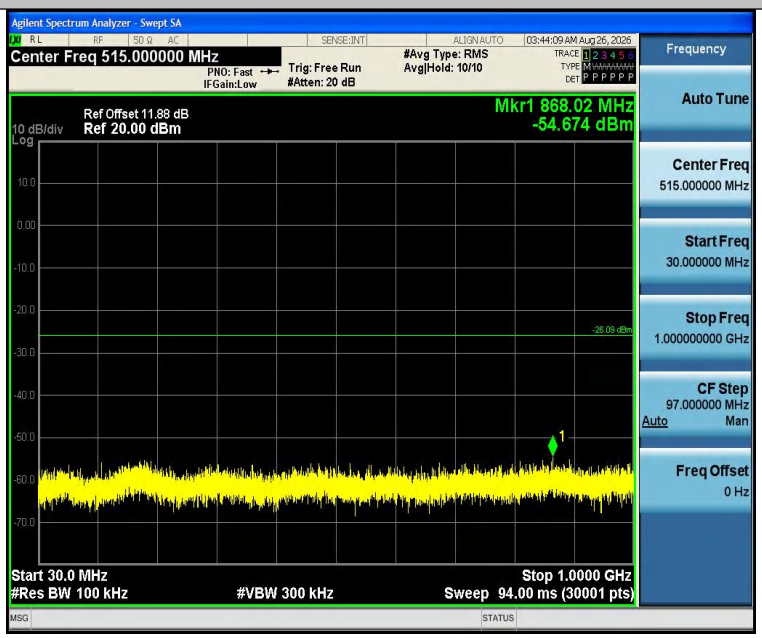

2DH5-Ant1-2441-1000~26500-PASS

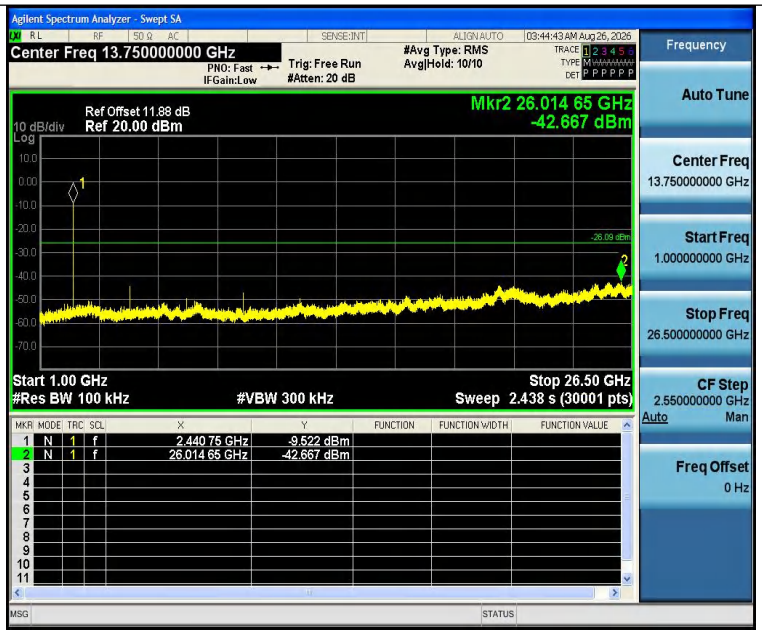

2DH5-Ant1-2480-0~Reference-PASS

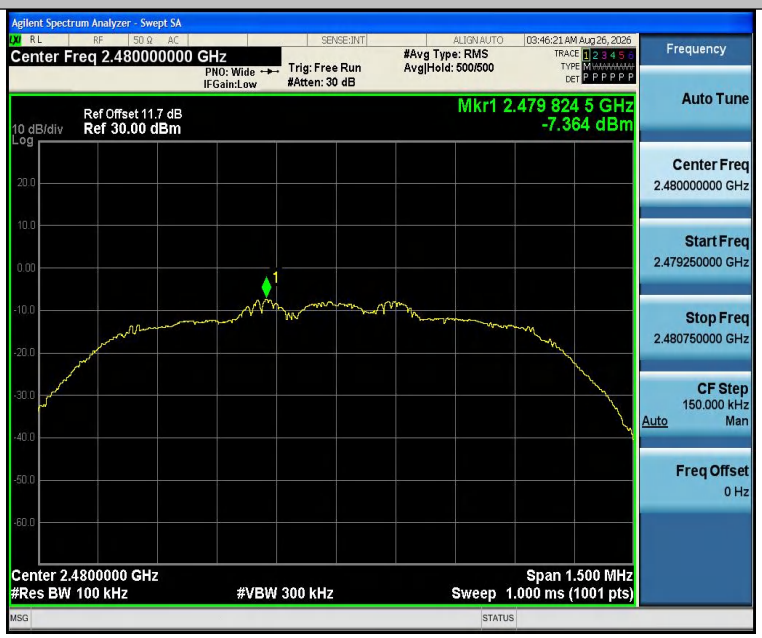

2DH5-Ant1-2480-30~1000-PASS

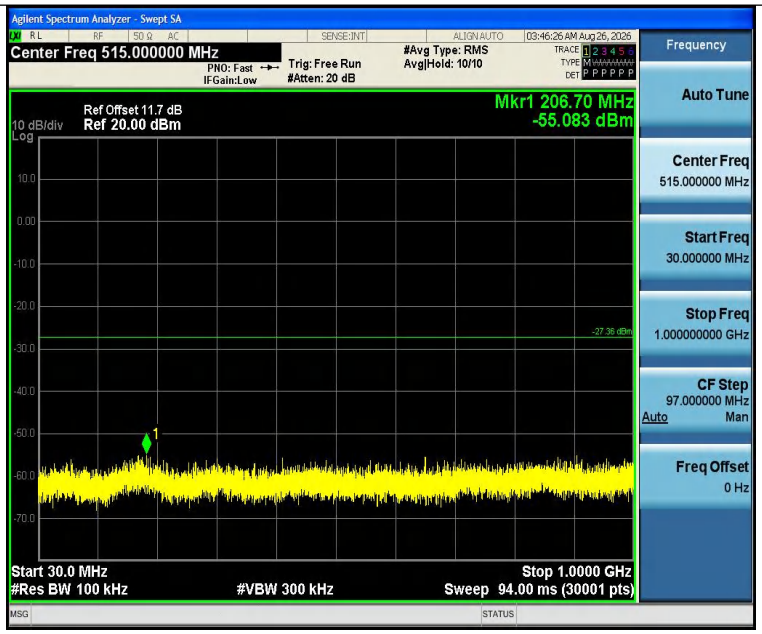

2DH5-Ant1-2480-1000~26500-PASS

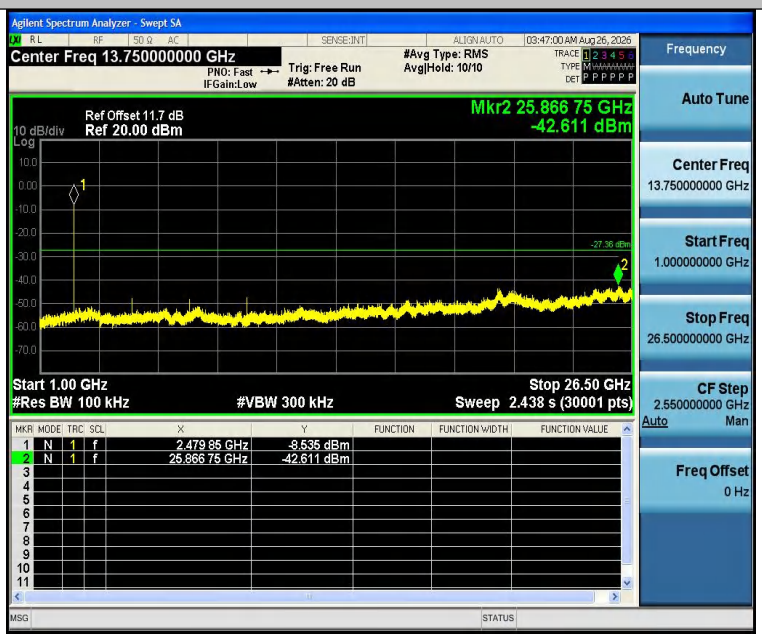

3DH5-Ant1-2402-0~Reference-PASS

3DH5-Ant1-2402-30~1000-PASS

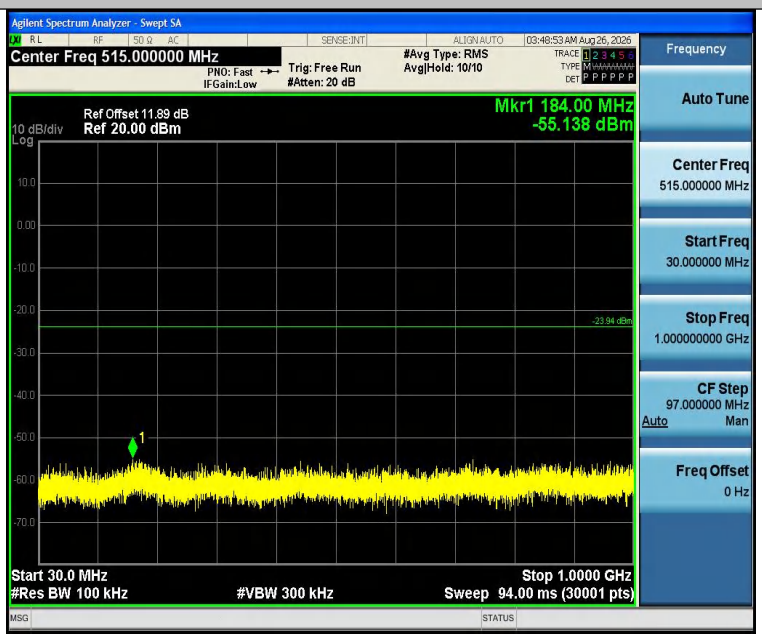

3DH5-Ant1-2402-1000~26500-PASS

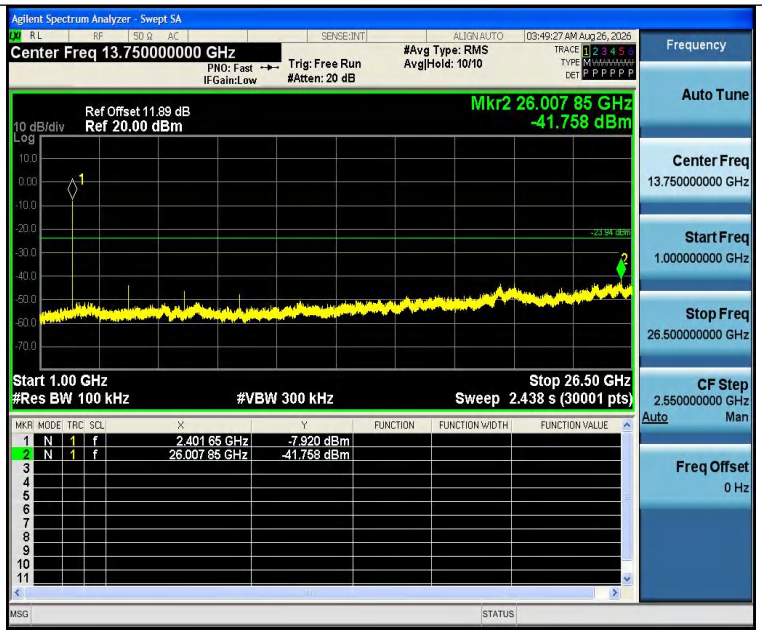

3DH5-Ant1-2441-0~Reference-PASS

3DH5-Ant1-2441-30~1000-PASS

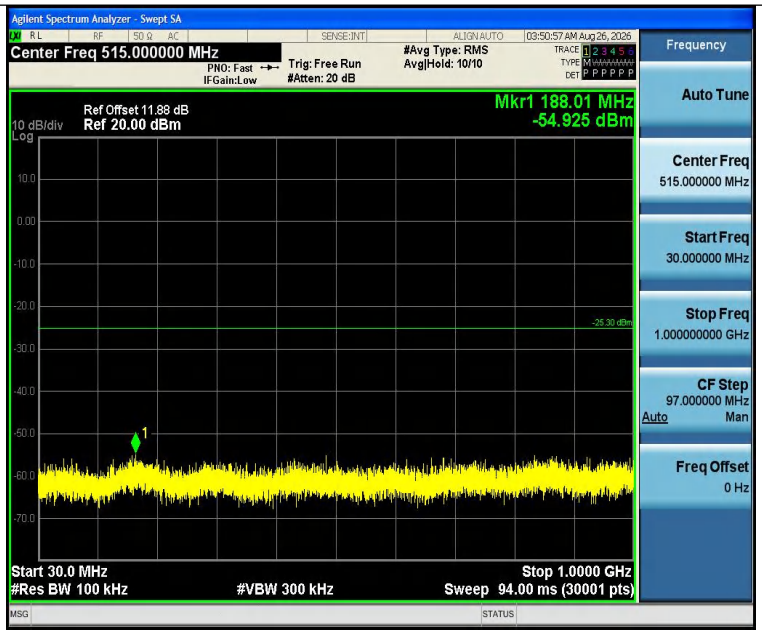

3DH5-Ant1-2441-1000~26500-PASS

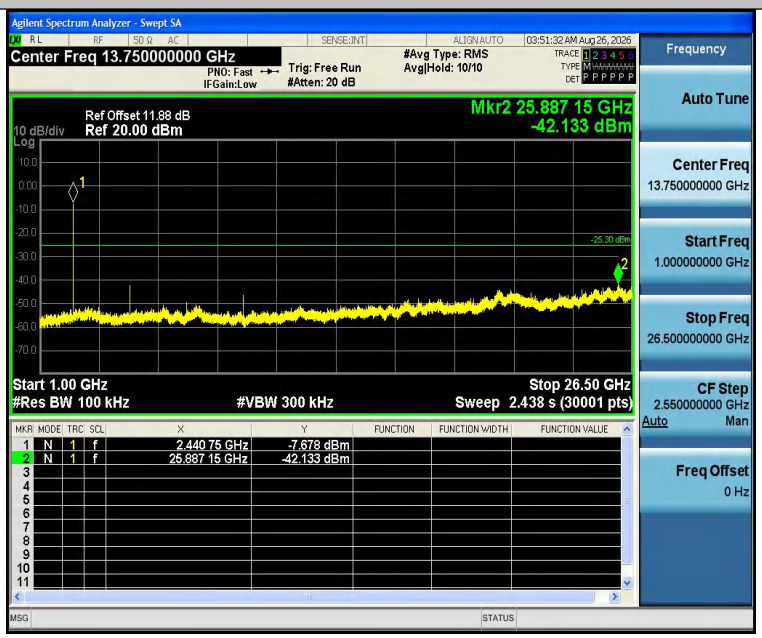

3DH5-Ant1-2480-0~Reference-PASS

3DH5-Ant1-2480-30~1000-PASS

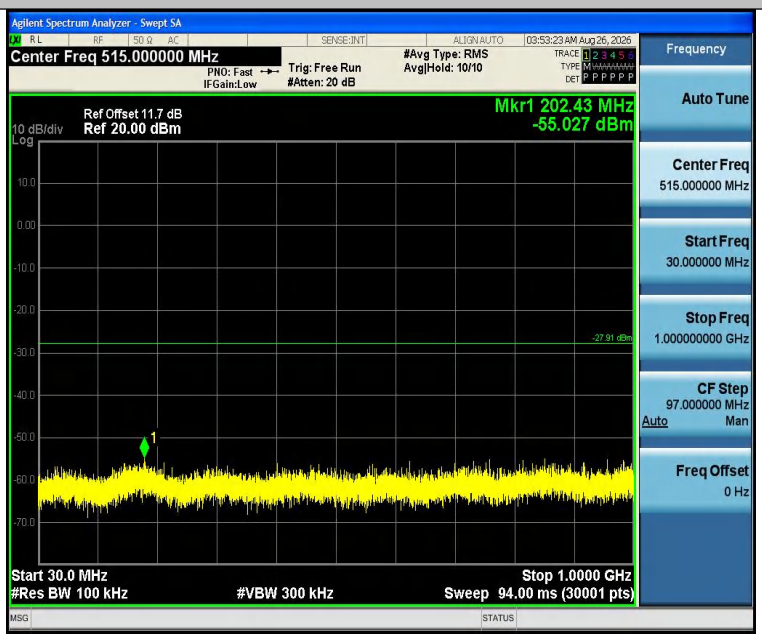

3DH5-Ant1-2480-1000~26500-PASS

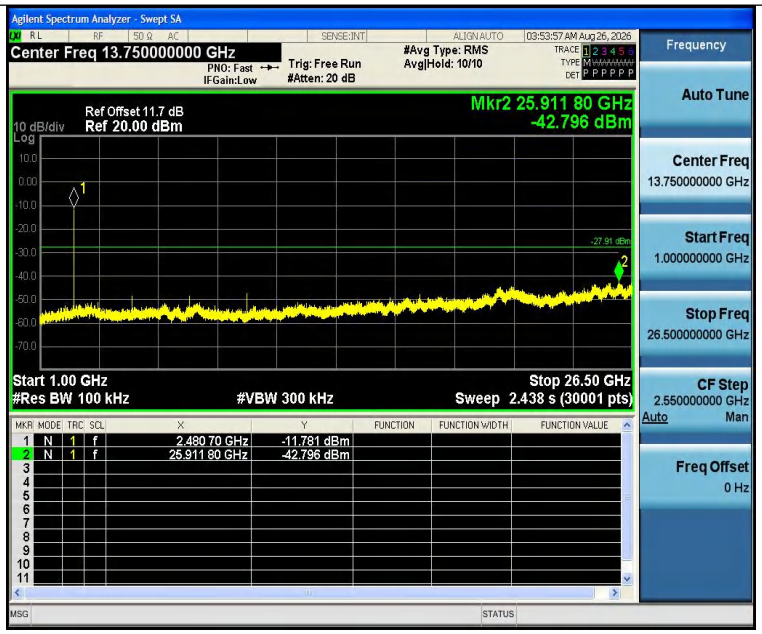
Agilent Spectrum Analyzer - Swept SA
Center Freq 13.750000000 GHz
PNO: Fast
IFGain:Low
Trig: Free Run
#Atten: 20 dB
#Avg Type: RMS
Avg|Hold: 10/10
03:53:57 AM Aug 26, 2026
Ref Offset 11.7 dB
10 dB/div
Ref 20.00 dBm
Log
Mkr2 25.911 80 GHz
-42.796 dBm
-27.91 dBm
Start 1.00 GHz
#Res BW 100 kHz
#VBW 300 kHz
Stop 26.50 GHz
Sweep 2.438 s (30001 pts)
1 N 1 f 2.480 70 GHz -11.781 dBm
2 N 1 f 25.911 80 GHz -42.796 dBm
Frequency
Auto Tune
Center Freq
13.750000000 GHz
Start Freq
1.000000000 GHz
Stop Freq
26.500000000 GHz
CF Step
2.550000000 GHz
Auto
Man
Freq Offset
0 Hz

14 Antenna Requirement

14.1 Test Standard and Requirement

Test Standard	FCC Part15 Section 15.203 /247(c)
Requirement	1) 15.203 requirement: An intentional radiator shall be designed to ensure that no antenna other than that furnished by the responsible party shall be used with the device. The use of a permanently attached antenna or of an antenna that uses a unique coupling to the intentional radiator, the manufacturer may design the unit so that a broken antenna can be replaced by the user, but the use of a standard antenna jack or electrical connector is prohibited. 2) 15.247(c) (1)(i) requirement: Systems operating in the 2400-2483.5 MHz band that is used exclusively for fixed. Point-to-point operations may employ transmitting antennas with directional gain greater than 6dBi provided the maximum conducted output power of the intentional radiator is reduced by 1 dB for every 3 dB that the directional gain of the antenna exceeds 6 dBi.

14.2 Antenna Connected Construction

The antenna is PCB antenna which permanently attached, and the best case gain of the antenna is 2.24 dBi. It complies with the standard requirement.

15 APPENDIX I -- TEST SETUP PHOTOGRAPH

Conducted Emissions

Radiated Emissions
From 30M-1GHz



Above 1GHz



16 APPENDIX II -- EUT PHOTOGRAPH




musicube



musiccube
T3 PRO
Portable Active Amplification System



T3 PRO
POWER
Volume
Phones
Stereo Link
Stereo Input
Input
CH1
CH2
CH3
DC IN
Made in China
Line out
AMP out
Mono/L
SERIES NO.












ATS2853
24.000
MHZ






Q1
R6
C1
U3
R3
DZ1
R10
Q2
R5


70 60 50 40 30 20 10 mm 0
10 20 30 40 50




0
10
20
30
40
mm
10
20
30
40
50
60


0
10
20
30
40
mm
10
20
30
40
50
60



********THE END REPORT********