Site: AC2	Time: 2020/04/10 - 15:03
Limit: FCC_Part15.209_RSE(3m)	Engineer: Lewis Huang
Probe: AC1_VULB 9168 _30-2000MHz	Polarity: Vertical
EUT: Notebook	Power: AC 120V/60Hz
Worst Mode: Transmit by 802.11a at channel 5180MHz	

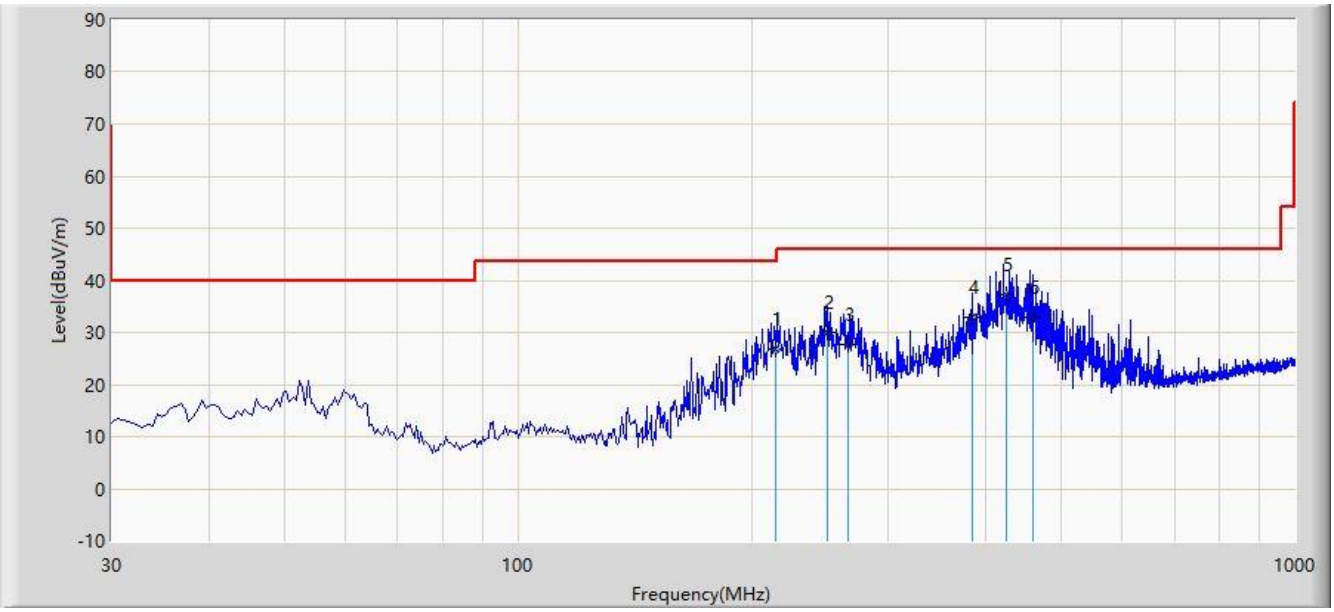

No	Flag	Mark	Frequency (MHz)	Measure Level (dBuV/m)	Reading Level (dBuV)	Margin (dB)	Limit (dBuV/m)	Factor (dB)	Type
1			214.785	26.811	14.538	-16.689	43.500	12.273	QP
2			250.675	29.880	16.018	-16.120	46.000	13.862	QP
3			266.195	27.817	13.430	-18.183	46.000	14.386	QP
4			385.020	33.029	15.292	-12.971	46.000	17.737	QP
5		*	424.790	37.218	18.538	-8.782	46.000	18.680	QP
6			461.165	32.944	13.480	-13.056	46.000	19.463	QP

Note 1: Measure Level (dBμV/m) = Reading Level (dBμV) + Factor (dB)

Factor (dB) = Cable Loss (dB) + Antenna Factor (dB/m)

Note 2: The amplitude of Radiated emissions (the test frequency range: 9kHz ~ 30MHz, 18GHz ~ 40GHz), is that proximity to ambient noise, which also are attenuated more than 20 dB below the permissible value. Therefore, the data is not presented in the report.

7.8. Radiated Restricted Band Edge Measurement

7.8.1.Test Limit

Radiated emissions which fall in the restricted bands, as defined in Section 15.205(a) of FCC part 15, must also comply with the radiated emission limits specified in Section 15.209(a).

Frequency (MHz)	Frequency (MHz)	Frequency (MHz)	Frequency (GHz)
0.090 - 0.110	16.42 - 16.423	399.9 - 410	4.5 - 5.15
[1] 0.495 - 0.505	16.69475 - 16.69525	608 - 614	5.35 - 5.46
2.1735 - 2.1905	16.80425 - 16.80475	960 - 1240	7.25 - 7.75
4.125 - 4.128	25.5 - 25.67	1300 - 1427	8.025 - 8.5
4.17725 - 4.17775	37.5 - 38.25	1435 - 1626.5	9.0 - 9.2
4.20725 - 4.20775	73 - 74.6	1645.5 - 1646.5	9.3 - 9.5
6.215 - 6.218	74.8 - 75.2	1660 - 1710	10.6 - 12.7
6.26775 - 6.26825	108 - 121.94	1718.8 - 1722.2	13.25 - 13.4
6.31175 - 6.31225	123 - 138	2200 - 2300	14.47 - 14.5
8.291 - 8.294	149.9 - 150.05	2310 - 2390	15.35 - 16.2
8.362 - 8.366	156.52475 - 156.525	2483.5 - 2500	17.7 - 21.4
8.37625 - 8.38675	156.7 - 156.9	2690 - 2900	22.01 - 23.12
8.41425 - 8.41475	162.0125 - 167.17	3260 - 3267	23.6 - 24.0
12.29 - 12.293	167.72 - 173.2	3332 - 3339	31.2 - 31.8
12.51975 - 12.52025	240 - 285	3345.8 - 3358	36.43 - 36.5
12.57675 - 12.57725	322 - 335.4	3600 - 4400	([2])
13.36 - 13.41	--	--	--

All out of band emissions appearing in a restricted band as specified in Section 15.205 of the Title 47CFR must not exceed the limits shown in Table.

FCC Part 15 Subpart C Paragraph 15.209		
Frequency [MHz]	Field Strength [uV/m]	Measured Distance [Meters]
0.009 - 0.490	2400/F (kHz)	300
0.490 - 1.705	24000/F (kHz)	30
1.705 - 30	30	30
30 - 88	100	3
88 - 216	150	3
216 - 960	200	3
Above 960	500	3

7.8.2.Test Procedure Used

ANSI C63.10 Section 6.3 (General Requirements)

ANSI C63.10 Section 6.6 (Standard test method above 1GHz)

7.8.3.Test Setting

Peak Field Strength Measurements

1. Analyzer center frequency was set to the frequency of the radiated spurious emission of interest
2. RBW = 1MHz
3. VBW = 3MHz
4. Detector = peak
5. Sweep time = auto couple
6. Trace mode = max hold
7. Trace was allowed to stabilize

Average Field Strength Measurements

1. Analyzer center frequency was set to the frequency of the radiated spurious emission of interest
2. RBW = 1MHz
3. VBW ≥ 1/T
4. De As an alternative, the instrument may be set to linear detector mode. Ensure that video filtering is applied in linear voltage domain (rather than in a log or dB domain). Some instruments require linear display mode in order to accomplish this. Others have a setting for Average-VBW Type, which can be set to “Voltage” regardless of the display mode
5. Detector = Peak
6. Sweep time = auto
7. Trace mode = max hold
8. Allow max hold to run for at least 50 times (1/duty cycle) traces

7.8.4.Test Setup

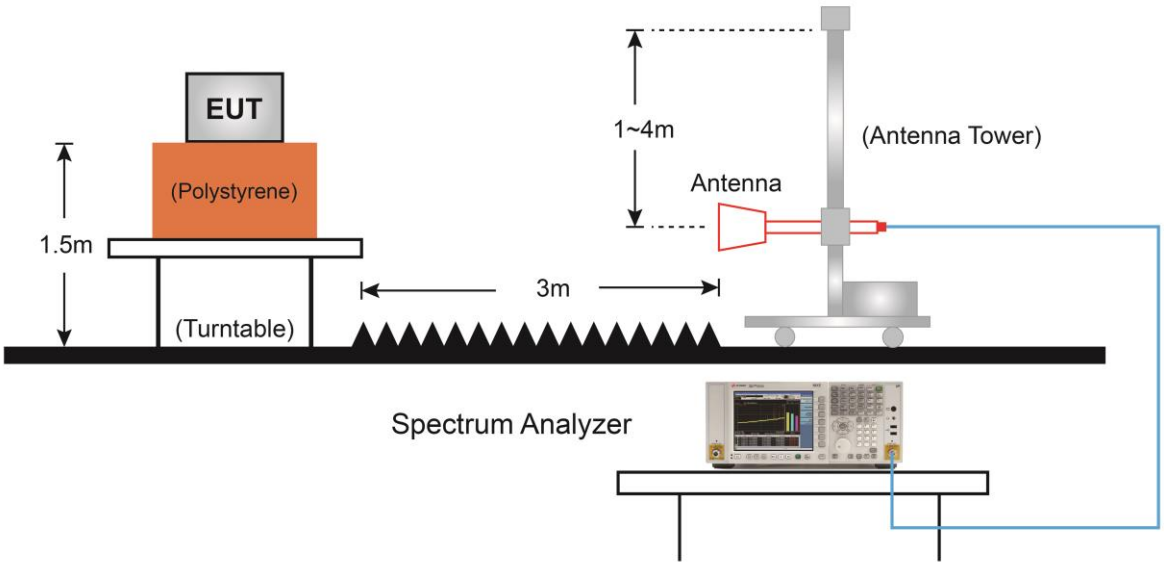

7.8.5.Test Result

Site: AC1	Time: 2020/04/11 - 14:33
Limit: FCC_Part15.209_RE (3m)	Engineer: Lewis Huang
Probe: AC1_BBHA9120D_1-18GHz	Polarity: Horizontal
EUT: Notebook	Power: AC 120V/60Hz
Test Mode: Transmit by 802.11a at channel 5180MHz	

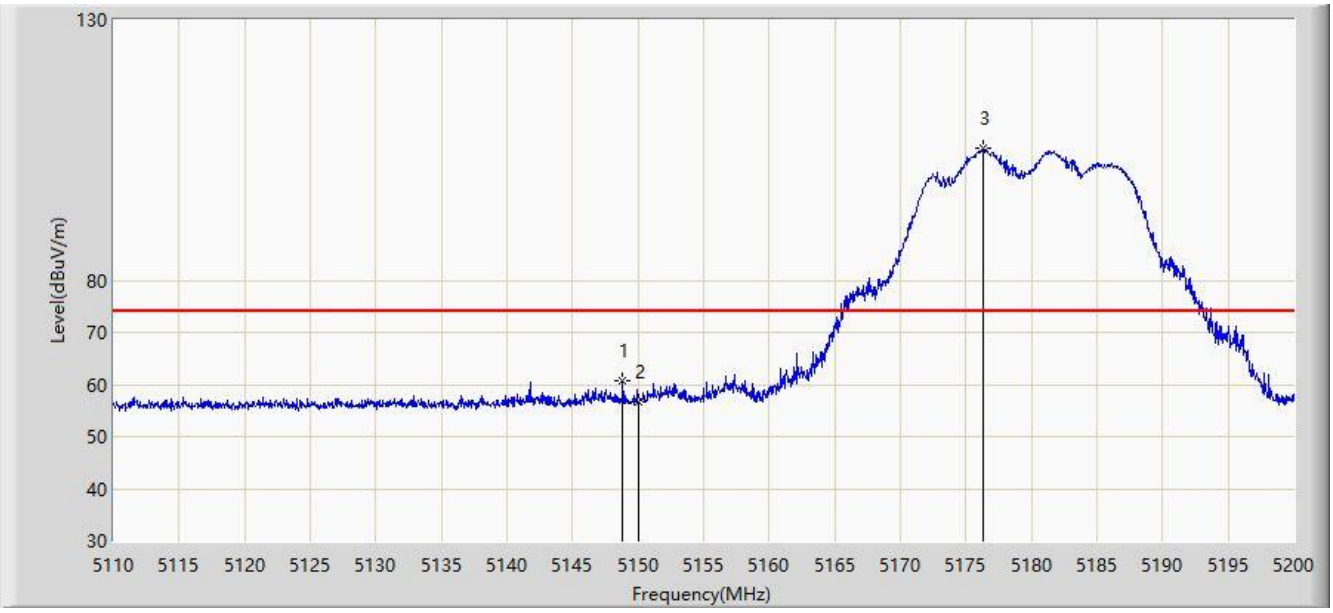

No	Flag	Mark	Frequency (MHz)	Measure Level (dBuV/m)	Reading Level (dBuV)	Margin (dB)	Limit (dBuV/m)	Factor (dB)	Type
1			5148.835	60.593	53.798	-13.407	74.000	6.795	PK
2			5150.000	56.675	49.876	-17.325	74.000	6.799	PK
3		*	5176.330	105.275	98.464	N/A	N/A	6.811	PK

Note: Measure Level (dBµV/m) = Reading Level (dBµV) + Factor (dB)

Factor (dB) = Cable Loss (dB) + Antenna Factor (dB/m) - Pre_Amplifier Gain (dB)

Site: AC1	Time: 2020/04/11 - 14:48
Limit: FCC_Part15.209_RE (3m)	Engineer: Lewis Huang
Probe: AC1_BBHA9120D_1-18GHz	Polarity: Horizontal
EUT: Notebook	Power: AC 120V/60Hz
Test Mode: Transmit by 802.11a at channel 5180MHz	

No	Flag	Mark	Frequency (MHz)	Measure Level (dBuV/m)	Reading Level (dBuV)	Margin (dB)	Limit (dBuV/m)	Factor (dB)	Type
1			5147.710	45.682	38.889	-8.318	54.000	6.793	AV
2			5150.000	45.221	38.422	-8.779	54.000	6.799	AV
3		*	5175.970	95.965	89.153	N/A	N/A	6.813	AV

Note: Measure Level (dBµV/m) = Reading Level (dBµV) + Factor (dB)

Factor (dB) = Cable Loss (dB) + Antenna Factor (dB/m) - Pre_Amplifier Gain (dB)

Site: AC1	Time: 2020/04/11 - 14:58
Limit: FCC_Part15.209_RE (3m)	Engineer: Lewis Huang
Probe: AC1_BBHA9120D_1-18GHz	Polarity: Vertical
EUT: Notebook	Power: AC 120V/60Hz
Test Mode: Transmit by 802.11a at channel 5180MHz	

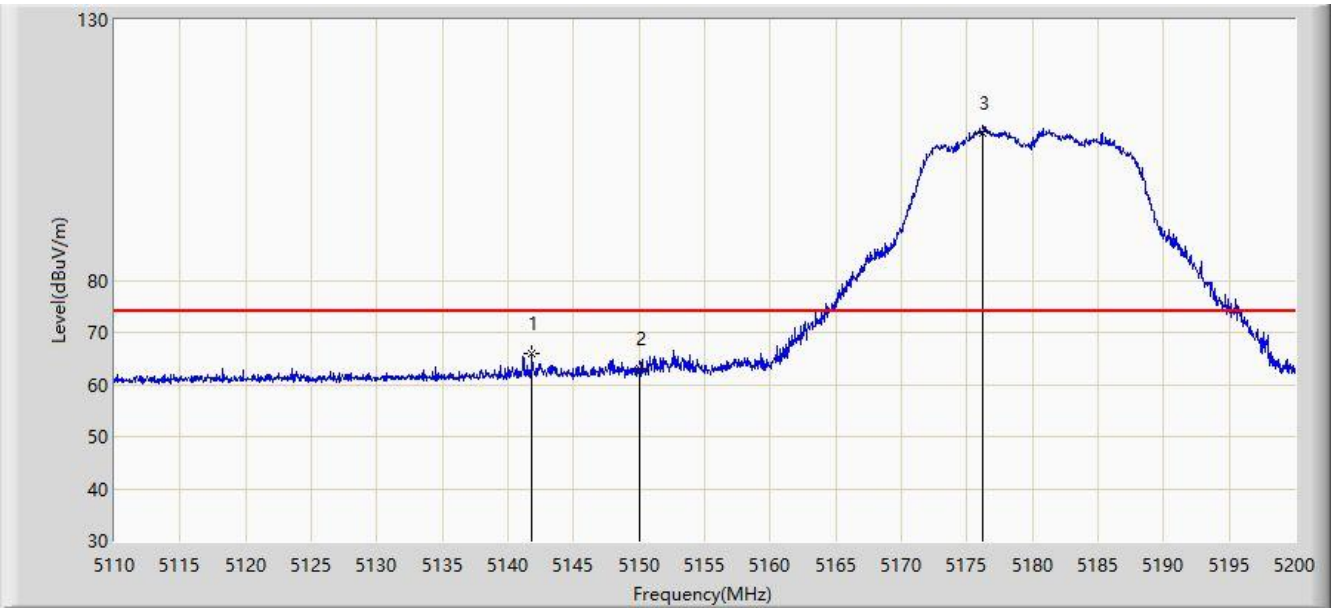

No	Flag	Mark	Frequency (MHz)	Measure Level (dBuV/m)	Reading Level (dBuV)	Margin (dB)	Limit (dBuV/m)	Factor (dB)	Type
1			5141.860	65.802	58.986	-8.198	74.000	6.816	PK
2			5150.000	62.978	56.179	-11.022	74.000	6.799	PK
3		*	5176.240	108.282	101.471	N/A	N/A	6.812	PK

Note: Measure Level (dBµV/m) = Reading Level (dBµV) + Factor (dB)

Factor (dB) = Cable Loss (dB) + Antenna Factor (dB/m) - Pre_Amplifier Gain (dB)

Site: AC1	Time: 2020/04/11 - 15:17
Limit: FCC_Part15.209_RE (3m)	Engineer: Lewis Huang
Probe: AC1_BBHA9120D_1-18GHz	Polarity: Vertical
EUT: Notebook	Power: AC 120V/60Hz
Test Mode: Transmit by 802.11a at channel 5180MHz	

No	Flag	Mark	Frequency (MHz)	Measure Level (dBuV/m)	Reading Level (dBuV)	Margin (dB)	Limit (dBuV/m)	Factor (dB)	Type
1			5149.285	50.368	43.572	-3.632	54.000	6.797	AV
2			5150.000	49.844	43.045	-4.156	54.000	6.799	AV
3		*	5177.725	100.365	93.559	N/A	N/A	6.806	AV

Note: Measure Level (dBµV/m) = Reading Level (dBµV) + Factor (dB)

Factor (dB) = Cable Loss (dB) + Antenna Factor (dB/m) - Pre_Amplifier Gain (dB)

Site: AC1	Time: 2020/04/17 - 10:26
Limit: FCC_Part15.407_RE(3m)	Engineer: Lewis Huang
Probe: AC1_BBHA9120D_1-18GHz	Polarity: Horizontal
EUT: Notebook	Power: AC 120V/60Hz
Test Mode: Transmit by 802.11a at channel 5745MHz	

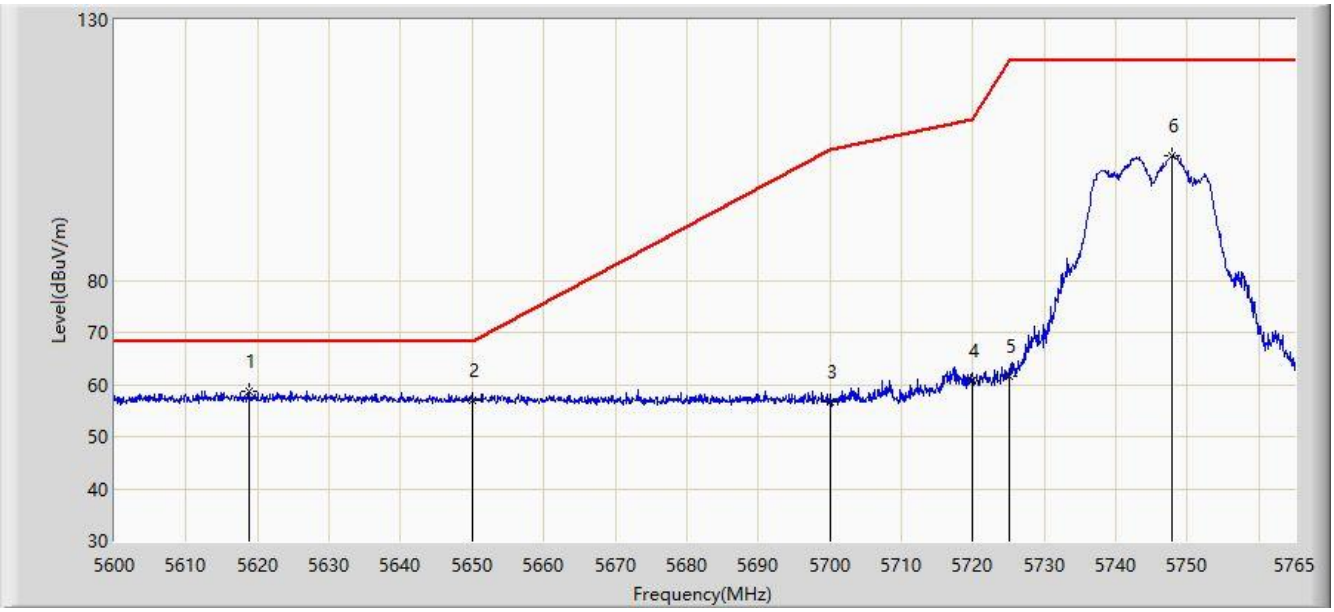

No	Flag	Mark	Frequency (MHz)	Measure Level (dBuV/m)	Reading Level (dBuV)	Margin (dB)	Limit (dBuV/m)	Factor (dB)	Type
1		*	5618.728	58.826	51.782	-9.374	68.200	7.044	PK
2			5650.000	57.074	49.934	-11.126	68.200	7.140	PK
3			5700.000	56.559	49.344	-48.641	105.200	7.215	PK
4			5720.000	60.641	53.368	-50.159	110.800	7.273	PK
5			5725.000	61.645	54.313	-60.555	122.200	7.332	PK
6			5747.757	103.776	96.336	N/A	N/A	7.440	PK

Note: Measure Level (dBμV/m) = Reading Level (dBμV) + Factor (dB)

Factor (dB) = Cable Loss (dB) + Antenna Factor (dB/m) - Pre_Amplifier Gain (dB)

Site: AC1	Time: 2020/04/17 - 10:38
Limit: FCC_Part15.407_RE(3m)	Engineer: Lewis Huang
Probe: AC1_BBHA9120D_1-18GHz	Polarity: Vertical
EUT: Notebook	Power: AC 120V/60Hz
Test Mode: Transmit by 802.11a at channel 5745MHz	

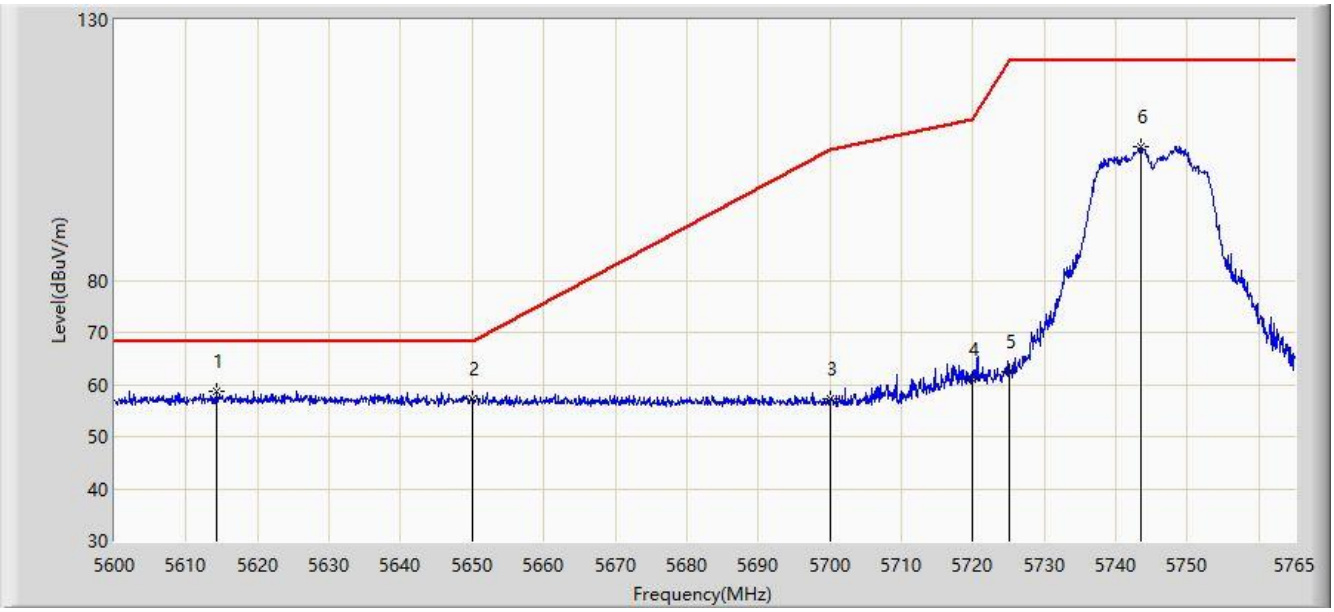

No	Flag	Mark	Frequency (MHz)	Measure Level (dBuV/m)	Reading Level (dBuV)	Margin (dB)	Limit (dBuV/m)	Factor (dB)	Type
1		*	5614.355	58.799	51.744	-9.401	68.200	7.055	PK
2			5650.000	57.310	50.170	-10.890	68.200	7.140	PK
3			5700.000	57.262	50.047	-47.938	105.200	7.215	PK
4			5720.000	61.123	53.850	-49.677	110.800	7.273	PK
5			5725.000	62.328	54.996	-59.872	122.200	7.332	PK
6			5743.550	105.662	98.217	N/A	N/A	7.445	PK

Note: Measure Level (dBμV/m) = Reading Level (dBμV) + Factor (dB)

Factor (dB) = Cable Loss (dB) + Antenna Factor (dB/m) - Pre_Amplifier Gain (dB)

Site: AC1	Time: 2020/04/17 - 10:47
Limit: FCC_Part15.407_RE(3m)	Engineer: Lewis Huang
Probe: AC1_BBHA9120D_1-18GHz	Polarity: Horizontal
EUT: Notebook	Power: AC 120V/60Hz
Test Mode: Transmit by 802.11a at channel 5825MHz	

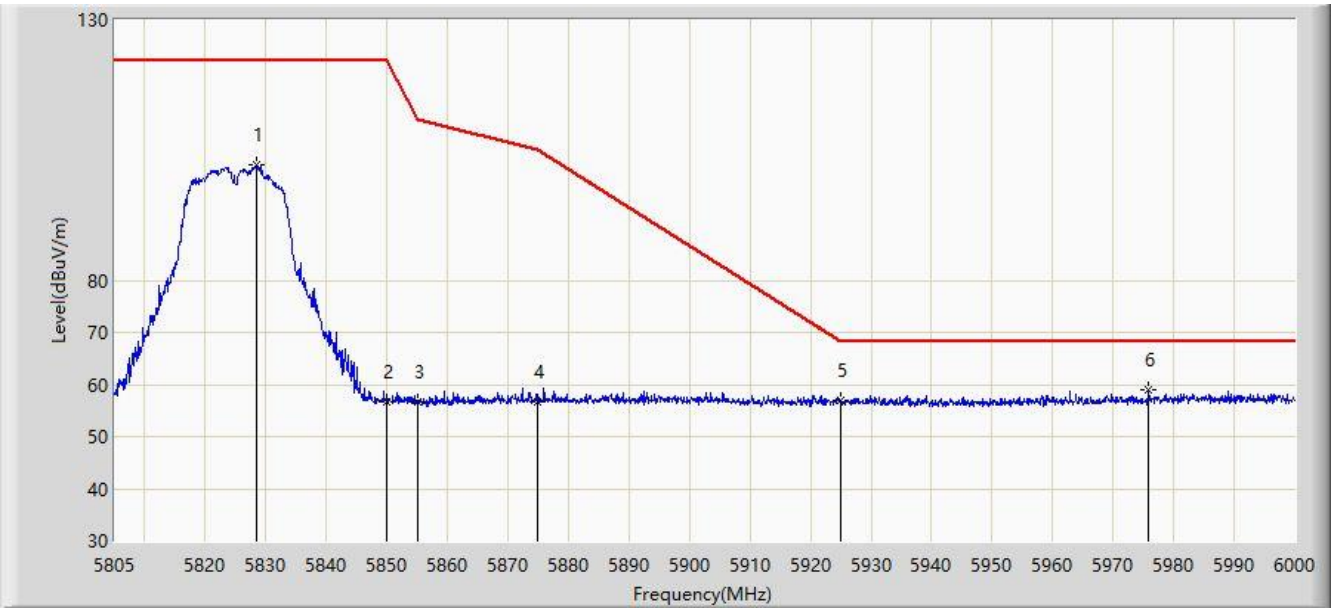

No	Flag	Mark	Frequency (MHz)	Measure Level (dBuV/m)	Reading Level (dBuV)	Margin (dB)	Limit (dBuV/m)	Factor (dB)	Type
1			5828.400	102.067	94.301	N/A	N/A	7.766	PK
2			5850.000	56.694	49.002	-65.506	122.200	7.692	PK
3			5855.000	56.533	48.889	-54.267	110.800	7.644	PK
4			5875.000	56.751	49.149	-48.449	105.200	7.602	PK
5			5925.000	56.976	49.150	-11.224	68.200	7.826	PK
6		*	5975.917	59.083	51.396	-9.117	68.200	7.687	PK

Note: Measure Level (dBμV/m) = Reading Level (dBμV) + Factor (dB)

Factor (dB) = Cable Loss (dB) + Antenna Factor (dB/m) - Pre_Amplifier Gain (dB)

Site: AC1	Time: 2020/04/17 - 10:49
Limit: FCC_Part15.407_RE(3m)	Engineer: Lewis Huang
Probe: AC1_BBHA9120D_1-18GHz	Polarity: Vertical
EUT: Notebook	Power: AC 120V/60Hz
Test Mode: Transmit by 802.11a at channel 5825MHz	

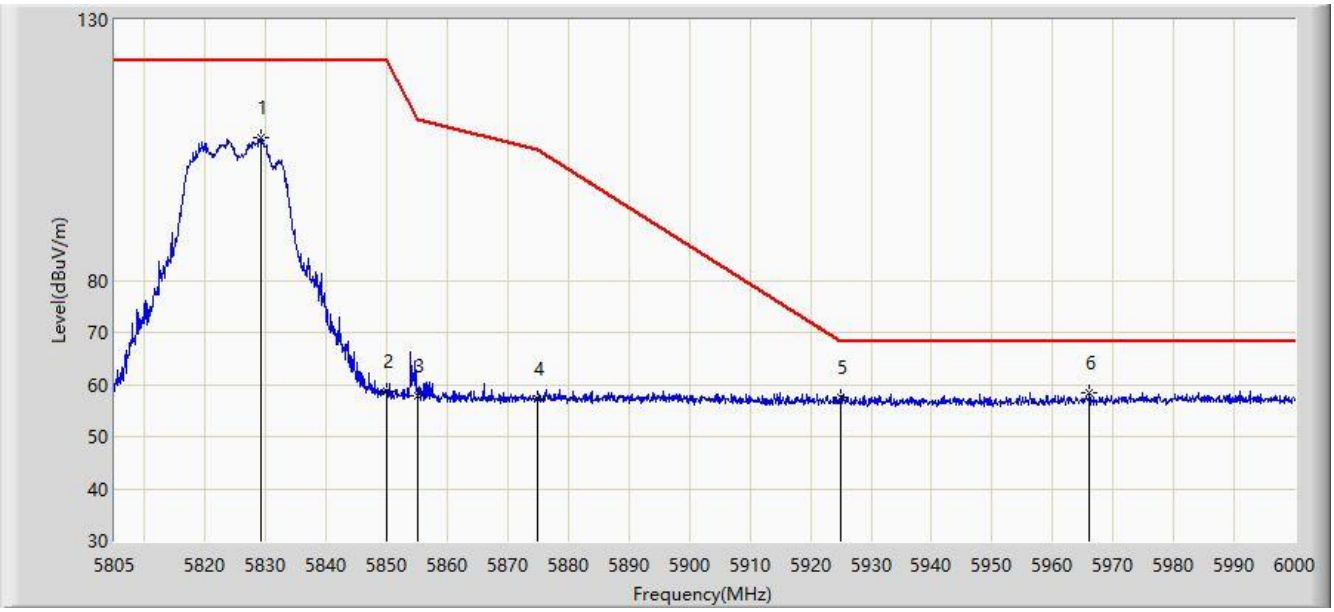

No	Flag	Mark	Frequency (MHz)	Measure Level (dBuV/m)	Reading Level (dBuV)	Margin (dB)	Limit (dBuV/m)	Factor (dB)	Type
1			5829.083	107.306	99.541	N/A	N/A	7.765	PK
2			5850.000	58.836	51.144	-63.364	122.200	7.692	PK
3			5855.000	57.858	50.214	-52.942	110.800	7.644	PK
4			5875.000	57.266	49.664	-47.934	105.200	7.602	PK
5			5925.000	57.438	49.612	-10.762	68.200	7.826	PK
6		*	5966.070	58.310	50.688	-9.890	68.200	7.623	PK

Note: Measure Level (dBμV/m) = Reading Level (dBμV) + Factor (dB)

Factor (dB) = Cable Loss (dB) + Antenna Factor (dB/m) - Pre_Amplifier Gain (dB)

Site: AC1	Time: 2020/04/11 - 15:31
Limit: FCC_Part15.209_RE (3m)	Engineer: Lewis Huang
Probe: AC1_BBHA9120D_1-18GHz	Polarity: Horizontal
EUT: Notebook	Power: AC 120V/60Hz
Test Mode: Transmit by 802.11n-HT20 at channel 5180MHz	

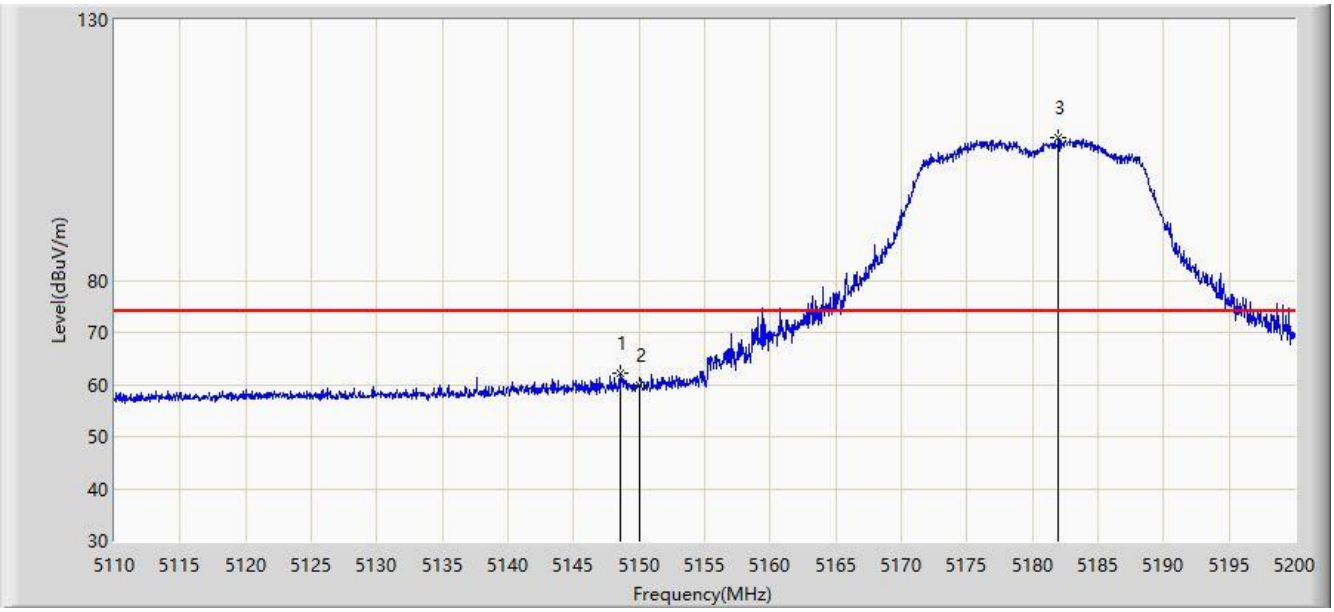

No	Flag	Mark	Frequency (MHz)	Measure Level (dBuV/m)	Reading Level (dBuV)	Margin (dB)	Limit (dBuV/m)	Factor (dB)	Type
1			5148.565	62.068	55.274	-11.932	74.000	6.793	PK
2			5150.000	59.888	53.089	-14.112	74.000	6.799	PK
3		*	5182.000	107.266	100.477	N/A	N/A	6.790	PK

Note: Measure Level (dBµV/m) = Reading Level (dBµV) + Factor (dB)

Factor (dB) = Cable Loss (dB) + Antenna Factor (dB/m) - Pre_Amplifier Gain (dB)

Site: AC1	Time: 2020/04/11 - 15:55
Limit: FCC_Part15.209_RE (3m)	Engineer: Lewis Huang
Probe: AC1_BBHA9120D_1-18GHz	Polarity: Horizontal
EUT: Notebook	Power: AC 120V/60Hz
Test Mode: Transmit by 802.11n-HT20 at channel 5180MHz	

No	Flag	Mark	Frequency (MHz)	Measure Level (dBuV/m)	Reading Level (dBuV)	Margin (dB)	Limit (dBuV/m)	Factor (dB)	Type
1			5149.600	46.361	39.563	-7.639	54.000	6.798	AV
2			5150.000	46.347	39.548	-7.653	54.000	6.799	AV
3		*	5183.305	95.116	88.347	N/A	N/A	6.770	AV

Note: Measure Level (dBµV/m) = Reading Level (dBµV) + Factor (dB)

Factor (dB) = Cable Loss (dB) + Antenna Factor (dB/m) - Pre_Amplifier Gain (dB)

Site: AC1	Time: 2020/04/11 - 15:58
Limit: FCC_Part15.209_RE (3m)	Engineer: Lewis Huang
Probe: AC1_BBHA9120D_1-18GHz	Polarity: Vertical
EUT: Notebook	Power: AC 120V/60Hz
Test Mode: Transmit by 802.11n-HT20 at channel 5180MHz	

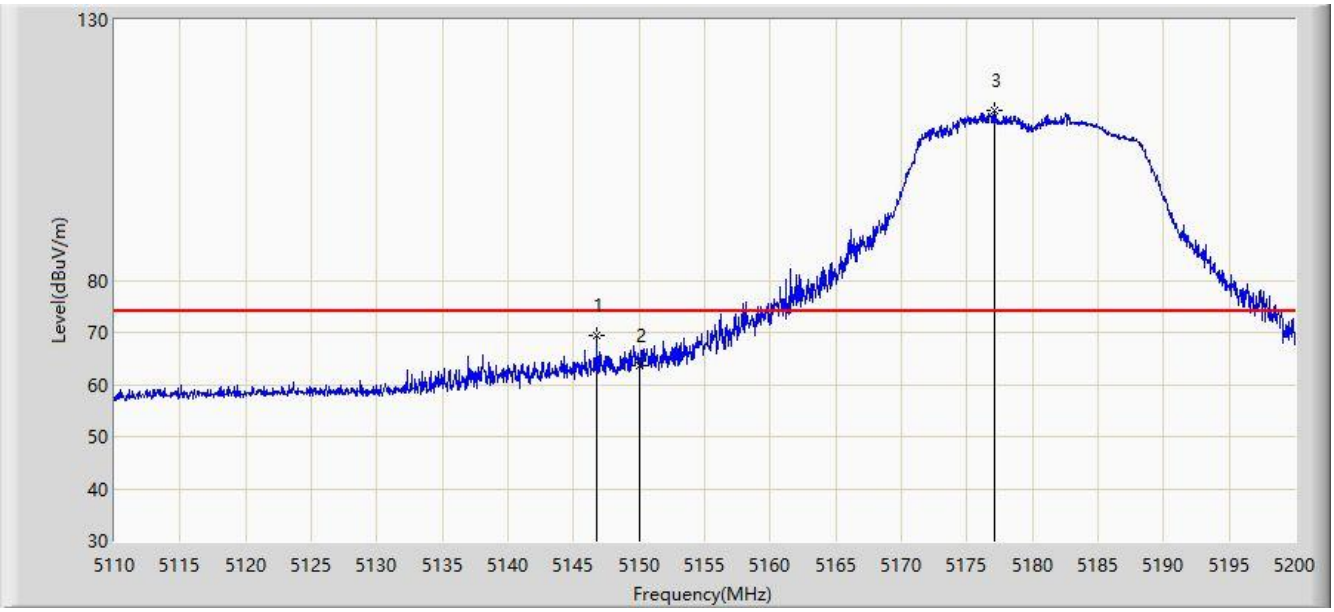

No	Flag	Mark	Frequency (MHz)	Measure Level (dBuV/m)	Reading Level (dBuV)	Margin (dB)	Limit (dBuV/m)	Factor (dB)	Type
1			5146.765	69.466	62.669	-4.534	74.000	6.796	PK
2			5150.000	63.526	56.727	-10.474	74.000	6.799	PK
3		*	5177.095	112.720	105.912	N/A	N/A	6.808	PK

Note: Measure Level (dBµV/m) = Reading Level (dBµV) + Factor (dB)

Factor (dB) = Cable Loss (dB) + Antenna Factor (dB/m) - Pre_Amplifier Gain (dB)

Site: AC1	Time: 2020/04/11 - 16:03
Limit: FCC_Part15.209_RE (3m)	Engineer: Lewis Huang
Probe: AC1_BBHA9120D_1-18GHz	Polarity: Vertical
EUT: Notebook	Power: AC 120V/60Hz
Test Mode: Transmit by 802.11n-HT20 at channel 5180MHz	

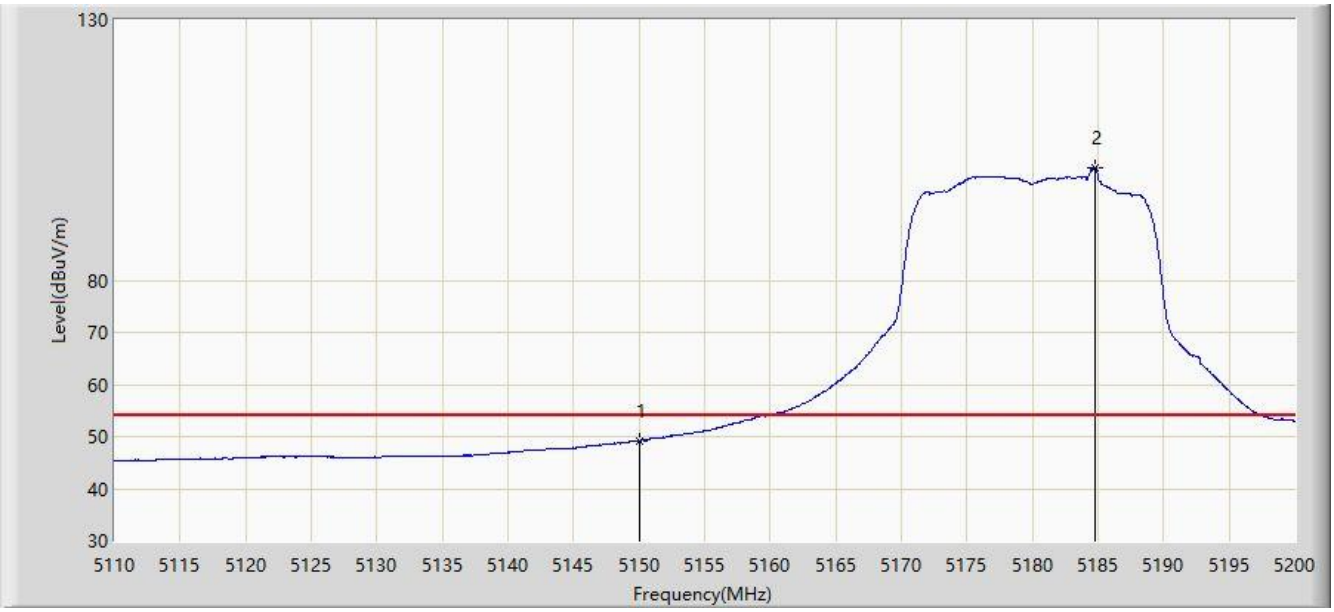

No	Flag	Mark	Frequency (MHz)	Measure Level (dBuV/m)	Reading Level (dBuV)	Margin (dB)	Limit (dBuV/m)	Factor (dB)	Type
1			5150.000	49.246	42.447	-4.754	54.000	6.799	AV
2		*	5184.745	101.608	94.861	N/A	N/A	6.747	AV

Note: Measure Level (dBμV/m) = Reading Level (dBμV) + Factor (dB)

Factor (dB) = Cable Loss (dB) + Antenna Factor (dB/m) - Pre_Amplifier Gain (dB)

Site: AC1	Time: 2020/04/17 - 10:51
Limit: FCC_Part15.407_RE(3m)	Engineer: Lewis Huang
Probe: AC1_BBHA9120D_1-18GHz	Polarity: Horizontal
EUT: Notebook	Power: AC 120V/60Hz
Test Mode: Transmit by 802.11n-HT20 at channel 5745MHz	

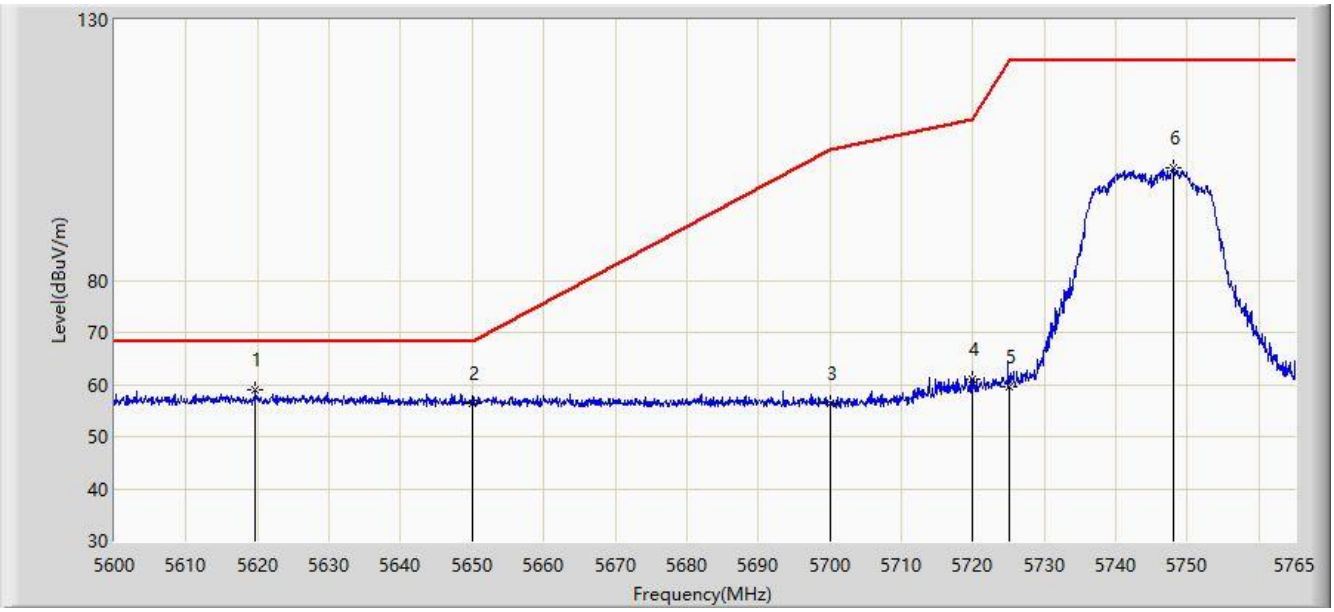

No	Flag	Mark	Frequency (MHz)	Measure Level (dBuV/m)	Reading Level (dBuV)	Margin (dB)	Limit (dBuV/m)	Factor (dB)	Type
1		*	5619.717	58.849	51.807	-9.351	68.200	7.042	PK
2			5650.000	56.451	49.311	-11.749	68.200	7.140	PK
3			5700.000	56.237	49.022	-48.963	105.200	7.215	PK
4			5720.000	61.015	53.742	-49.785	110.800	7.273	PK
5			5725.000	59.661	52.329	-62.539	122.200	7.332	PK
6			5748.005	101.495	94.055	N/A	N/A	7.440	PK

Note: Measure Level (dBμV/m) = Reading Level (dBμV) + Factor (dB)

Factor (dB) = Cable Loss (dB) + Antenna Factor (dB/m) - Pre_Amplifier Gain (dB)

Site: AC1	Time: 2020/04/17 - 10:54
Limit: FCC_Part15.407_RE(3m)	Engineer: Lewis Huang
Probe: AC1_BBHA9120D_1-18GHz	Polarity: Vertical
EUT: Notebook	Power: AC 120V/60Hz
Test Mode: Transmit by 802.11n-HT20 at channel 5745MHz	

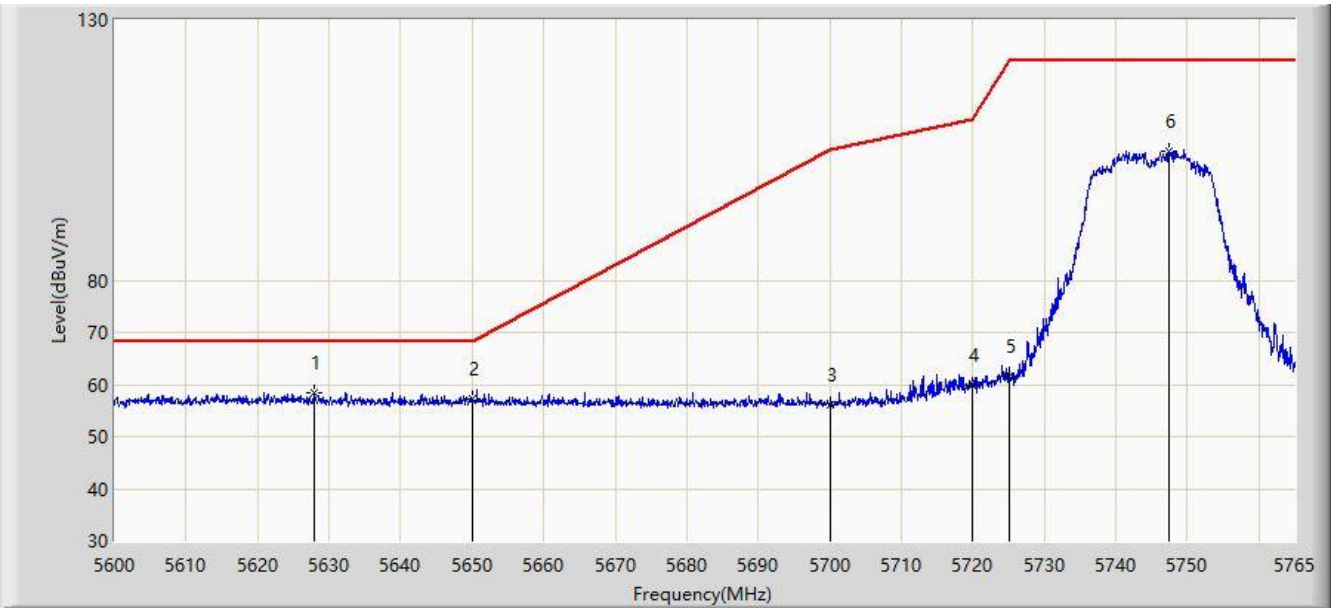

No	Flag	Mark	Frequency (MHz)	Measure Level (dBuV/m)	Reading Level (dBuV)	Margin (dB)	Limit (dBuV/m)	Factor (dB)	Type
1		*	5627.885	58.431	51.419	-9.769	68.200	7.013	PK
2			5650.000	57.293	50.153	-10.907	68.200	7.140	PK
3			5700.000	56.094	48.879	-49.106	105.200	7.215	PK
4			5720.000	59.836	52.563	-50.964	110.800	7.273	PK
5			5725.000	61.571	54.239	-60.629	122.200	7.332	PK
6			5747.428	104.736	97.295	N/A	N/A	7.441	PK

Note: Measure Level (dBμV/m) = Reading Level (dBμV) + Factor (dB)

Factor (dB) = Cable Loss (dB) + Antenna Factor (dB/m) - Pre_Amplifier Gain (dB)

Site: AC1	Time: 2020/04/17 - 10:55
Limit: FCC_Part15.407_RE(3m)	Engineer: Lewis Huang
Probe: AC1_BBHA9120D_1-18GHz	Polarity: Horizontal
EUT: Notebook	Power: AC 120V/60Hz
Test Mode: Transmit by 802.11n-HT20 at channel 5825MHz	

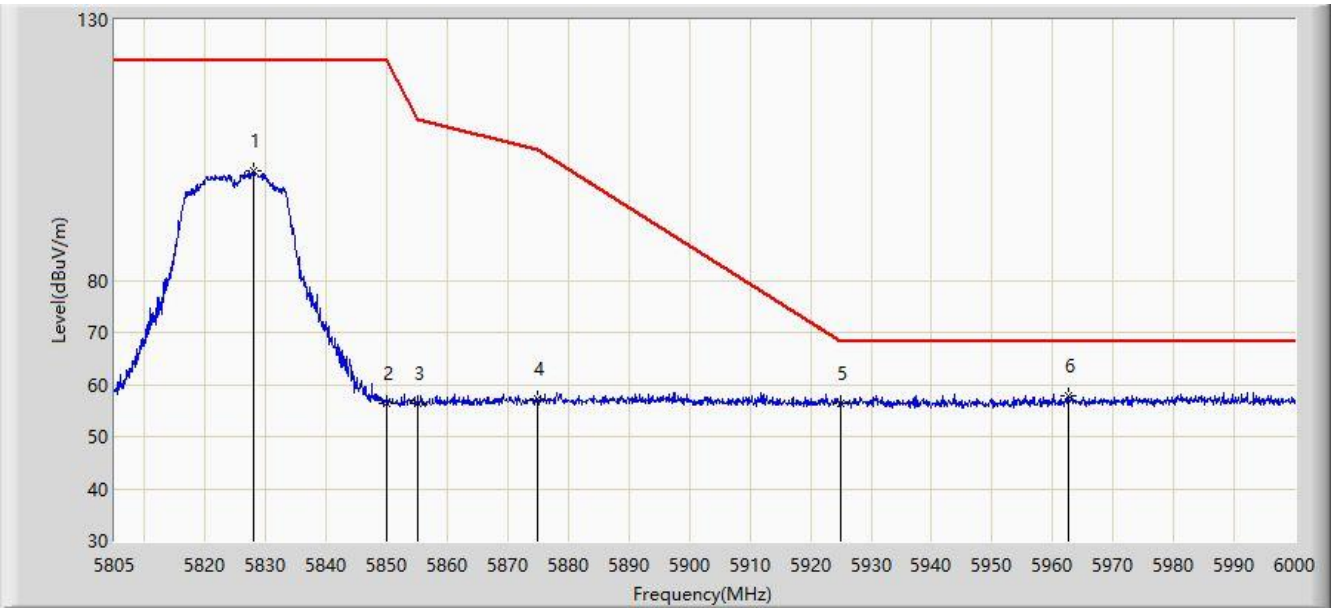

No	Flag	Mark	Frequency (MHz)	Measure Level (dBuV/m)	Reading Level (dBuV)	Margin (dB)	Limit (dBuV/m)	Factor (dB)	Type
1			5828.010	101.065	93.298	N/A	N/A	7.767	PK
2			5850.000	56.478	48.786	-65.722	122.200	7.692	PK
3			5855.000	56.440	48.796	-54.360	110.800	7.644	PK
4			5875.000	57.181	49.579	-48.019	105.200	7.602	PK
5			5925.000	56.460	48.634	-11.740	68.200	7.826	PK
6		*	5962.560	57.864	50.249	-10.336	68.200	7.615	PK

Note: Measure Level (dBμV/m) = Reading Level (dBμV) + Factor (dB)

Factor (dB) = Cable Loss (dB) + Antenna Factor (dB/m) - Pre_Amplifier Gain (dB)

Site: AC1	Time: 2020/04/17 - 10:58
Limit: FCC_Part15.407_RE(3m)	Engineer: Lewis Huang
Probe: AC1_BBHA9120D_1-18GHz	Polarity: Vertical
EUT: Notebook	Power: AC 120V/60Hz
Test Mode: Transmit by 802.11n-HT20 at channel 5825MHz	

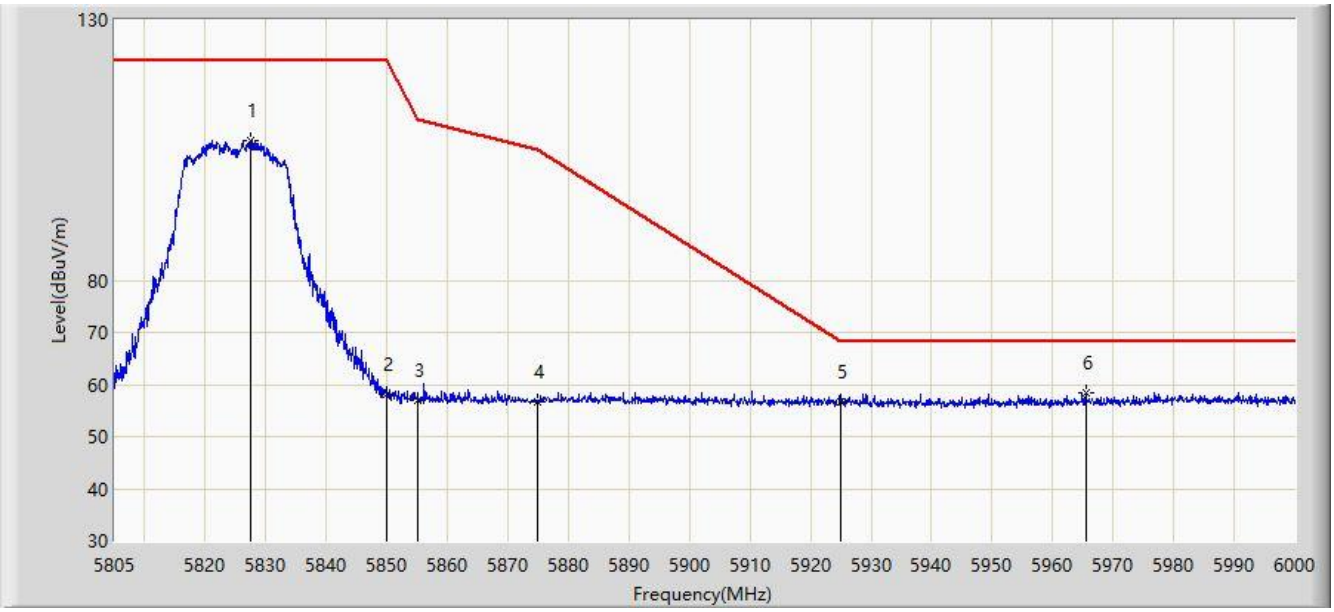

No	Flag	Mark	Frequency (MHz)	Measure Level (dBuV/m)	Reading Level (dBuV)	Margin (dB)	Limit (dBuV/m)	Factor (dB)	Type
1			5827.425	106.935	99.179	N/A	N/A	7.756	PK
2			5850.000	58.156	50.464	-64.044	122.200	7.692	PK
3			5855.000	57.050	49.406	-53.750	110.800	7.644	PK
4			5875.000	56.763	49.161	-48.437	105.200	7.602	PK
5			5925.000	56.771	48.945	-11.429	68.200	7.826	PK
6		*	5965.485	58.477	50.859	-9.723	68.200	7.619	PK

Note: Measure Level (dBμV/m) = Reading Level (dBμV) + Factor (dB)

Factor (dB) = Cable Loss (dB) + Antenna Factor (dB/m) - Pre_Amplifier Gain (dB)

Site: AC1	Time: 2020/04/11 - 16:06
Limit: FCC_Part15.209_RE (3m)	Engineer: Lewis Huang
Probe: AC1_BBHA9120D_1-18GHz	Polarity: Horizontal
EUT: Notebook	Power: AC 120V/60Hz
Test Mode: Transmit by 802.11n-HT40 at channel 5190MHz	

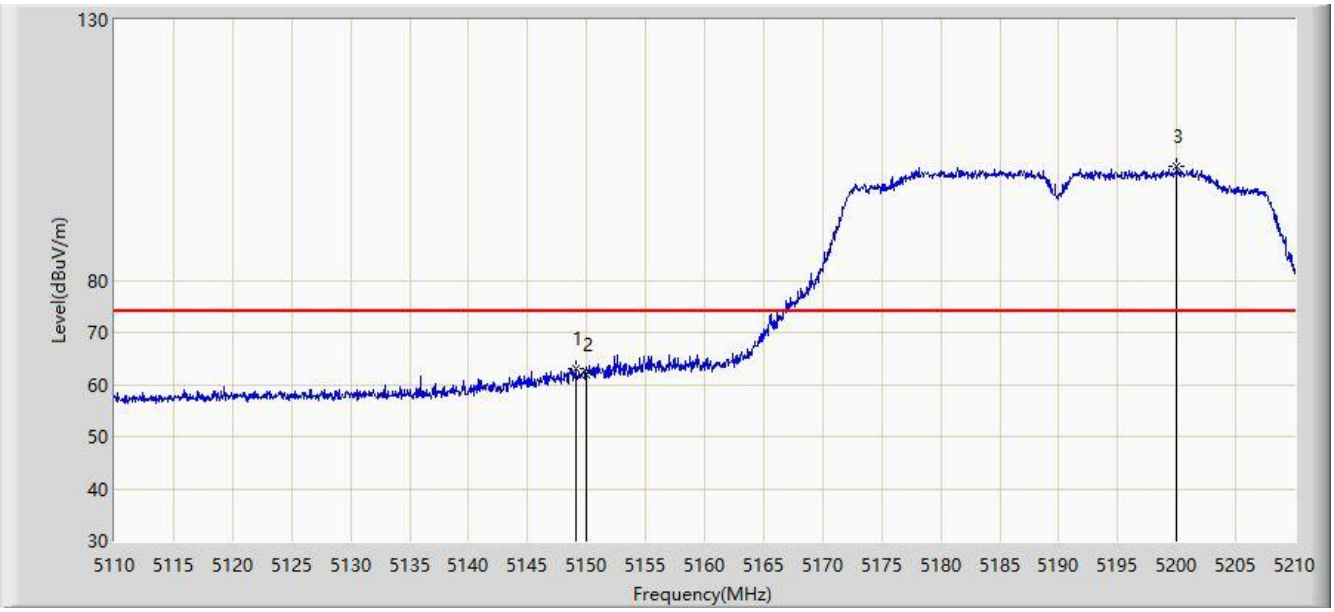

No	Flag	Mark	Frequency (MHz)	Measure Level (dBuV/m)	Reading Level (dBuV)	Margin (dB)	Limit (dBuV/m)	Factor (dB)	Type
1			5149.050	63.093	56.297	-10.907	74.000	6.795	PK
2			5150.000	61.848	55.049	-12.152	74.000	6.799	PK
3		*	5200.000	101.827	95.304	N/A	N/A	6.523	PK

Note: Measure Level (dBµV/m) = Reading Level (dBµV) + Factor (dB)

Factor (dB) = Cable Loss (dB) + Antenna Factor (dB/m) - Pre_Amplifier Gain (dB)

Site: AC1	Time: 2020/04/11 - 16:18
Limit: FCC_Part15.209_RE (3m)	Engineer: Lewis Huang
Probe: AC1_BBHA9120D_1-18GHz	Polarity: Horizontal
EUT: Notebook	Power: AC 120V/60Hz
Test Mode: Transmit by 802.11n-HT40 at channel 5190MHz	

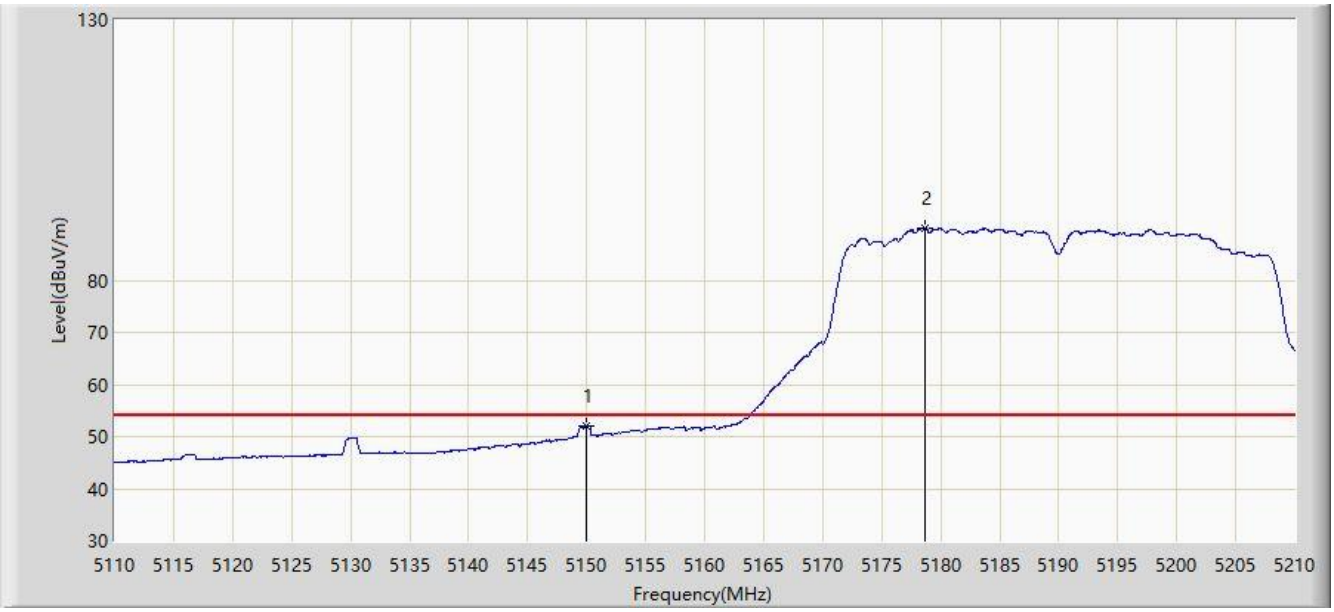

No	Flag	Mark	Frequency (MHz)	Measure Level (dBuV/m)	Reading Level (dBuV)	Margin (dB)	Limit (dBuV/m)	Factor (dB)	Type
1			5150.000	51.986	45.187	-2.014	54.000	6.799	AV
2		*	5178.700	89.975	83.173	N/A	N/A	6.802	AV

Note: Measure Level (dBμV/m) = Reading Level (dBμV) + Factor (dB)

Factor (dB) = Cable Loss (dB) + Antenna Factor (dB/m) - Pre_Amplifier Gain (dB)

Site: AC1	Time: 2020/04/13 - 19:17
Limit: FCC_Part15.209_RE (3m)	Engineer: Lewis Huang
Probe: AC1_BBHA9120D_1-18GHz	Polarity: Vertical
EUT: Notebook	Power: AC 120V/60Hz
Test Mode: Transmit by 802.11n-HT40 at channel 5190MHz	

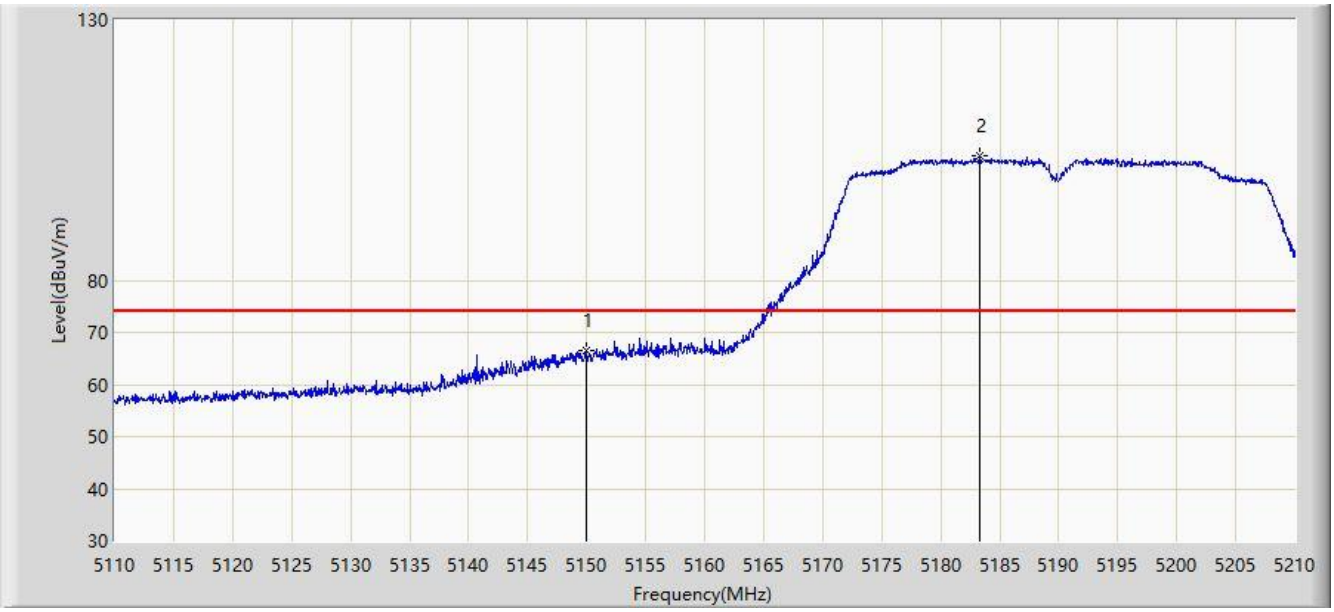

No	Flag	Mark	Frequency (MHz)	Measure Level (dBuV/m)	Reading Level (dBuV)	Margin (dB)	Limit (dBuV/m)	Factor (dB)	Type
1			5150.000	66.401	59.602	-7.599	74.000	6.799	PK
2		*	5183.350	104.033	97.264	N/A	N/A	6.768	PK

Note: Measure Level (dBμV/m) = Reading Level (dBμV) + Factor (dB)

Factor (dB) = Cable Loss (dB) + Antenna Factor (dB/m) - Pre_Amplifier Gain (dB)

Site: AC1	Time: 2020/04/13 - 19:34
Limit: FCC_Part15.209_RE (3m)	Engineer: Lewis Huang
Probe: AC1_BBHA9120D_1-18GHz	Polarity: Vertical
EUT: Notebook	Power: AC 120V/60Hz
Test Mode: Transmit by 802.11n-HT40 at channel 5190MHz	

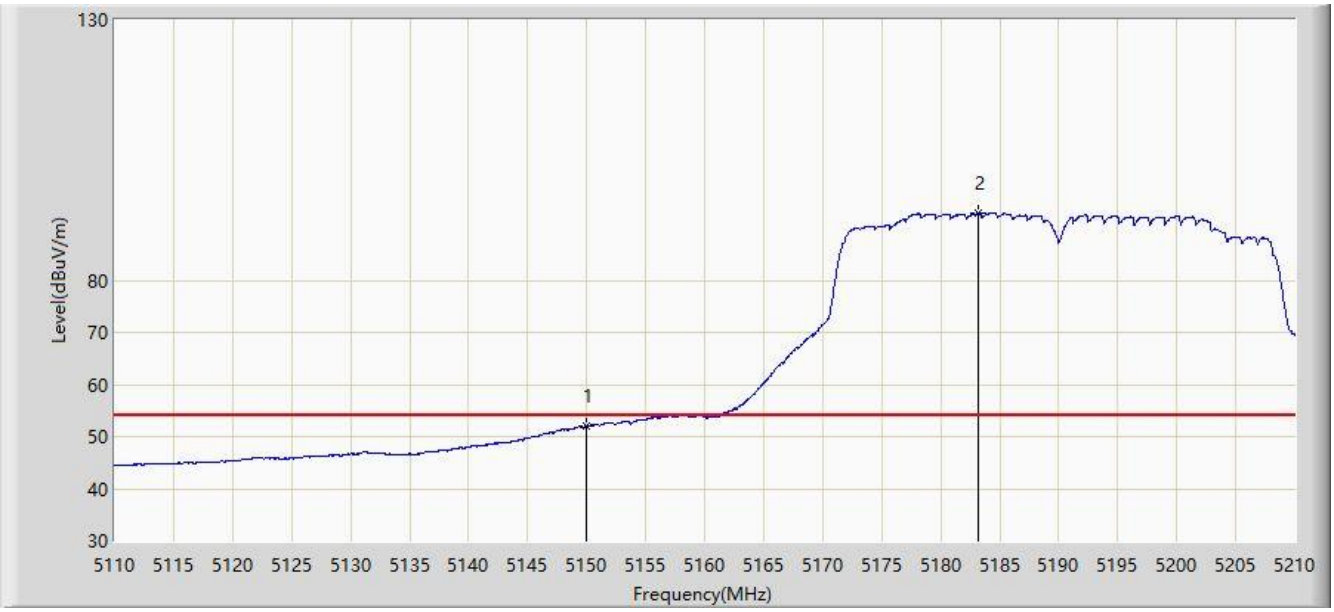

No	Flag	Mark	Frequency (MHz)	Measure Level (dBuV/m)	Reading Level (dBuV)	Margin (dB)	Limit (dBuV/m)	Factor (dB)	Type
1			5150.000	52.078	45.279	-1.922	54.000	6.799	AV
2		*	5183.200	92.930	86.159	N/A	N/A	6.771	AV

Note: Measure Level (dBμV/m) = Reading Level (dBμV) + Factor (dB)

Factor (dB) = Cable Loss (dB) + Antenna Factor (dB/m) - Pre_Amplifier Gain (dB)

Site: AC1	Time: 2020/04/17 - 11:00
Limit: FCC_Part15.407_RE(3m)	Engineer: Lewis Huang
Probe: AC1_BBHA9120D_1-18GHz	Polarity: Horizontal
EUT: Notebook	Power: AC 120V/60Hz
Test Mode: Transmit by 802.11n-HT40 at channel 5755MHz	

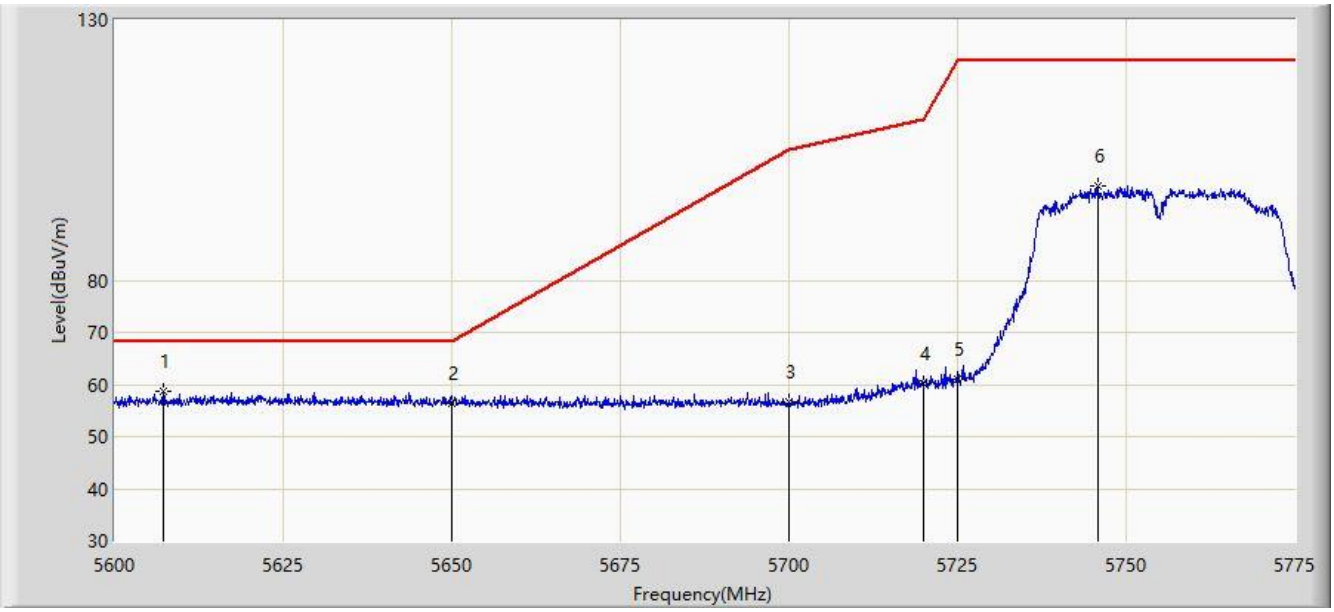

No	Flag	Mark	Frequency (MHz)	Measure Level (dBuV/m)	Reading Level (dBuV)	Margin (dB)	Limit (dBuV/m)	Factor (dB)	Type
1		*	5607.263	58.646	51.574	-9.554	68.200	7.072	PK
2			5650.000	56.511	49.371	-11.689	68.200	7.140	PK
3			5700.000	56.669	49.454	-48.531	105.200	7.215	PK
4			5720.000	60.108	52.835	-50.692	110.800	7.273	PK
5			5725.000	60.976	53.644	-61.224	122.200	7.332	PK
6			5745.862	98.245	90.803	N/A	N/A	7.442	PK

Note: Measure Level (dBμV/m) = Reading Level (dBμV) + Factor (dB)

Factor (dB) = Cable Loss (dB) + Antenna Factor (dB/m) - Pre_Amplifier Gain (dB)

Site: AC1	Time: 2020/04/17 - 11:03
Limit: FCC_Part15.407_RE(3m)	Engineer: Lewis Huang
Probe: AC1_BBHA9120D_1-18GHz	Polarity: Vertical
EUT: Notebook	Power: AC 120V/60Hz
Test Mode: Transmit by 802.11n-HT40 at channel 5755MHz	

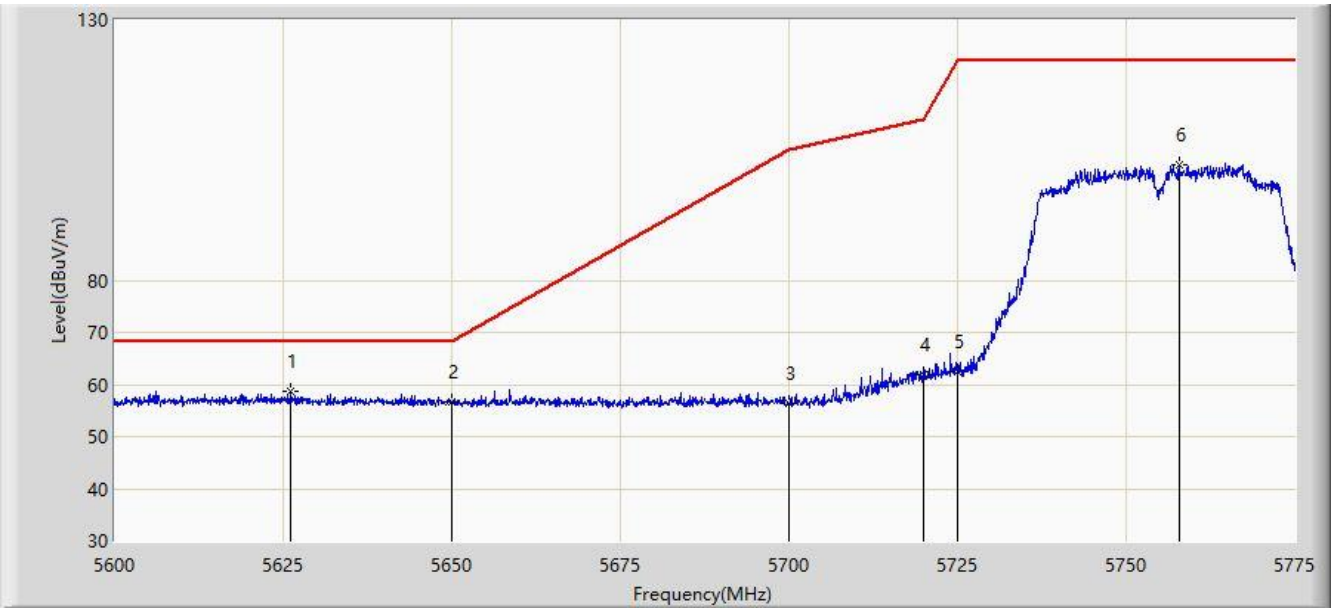

No	Flag	Mark	Frequency (MHz)	Measure Level (dBuV/m)	Reading Level (dBuV)	Margin (dB)	Limit (dBuV/m)	Factor (dB)	Type
1		*	5626.075	58.798	51.777	-9.402	68.200	7.022	PK
2			5650.000	56.738	49.598	-11.462	68.200	7.140	PK
3			5700.000	56.388	49.173	-48.812	105.200	7.215	PK
4			5720.000	61.963	54.690	-48.837	110.800	7.273	PK
5			5725.000	62.606	55.274	-59.594	122.200	7.332	PK
6			5757.850	102.218	94.788	N/A	N/A	7.430	PK

Note: Measure Level (dBμV/m) = Reading Level (dBμV) + Factor (dB)

Factor (dB) = Cable Loss (dB) + Antenna Factor (dB/m) - Pre_Amplifier Gain (dB)

Site: AC1	Time: 2020/04/17 - 11:05
Limit: FCC_Part15.407_RE(3m)	Engineer: Lewis Huang
Probe: AC1_BBHA9120D_1-18GHz	Polarity: Horizontal
EUT: Notebook	Power: AC 120V/60Hz
Test Mode: Transmit by 802.11n-HT40 at channel 5795MHz	

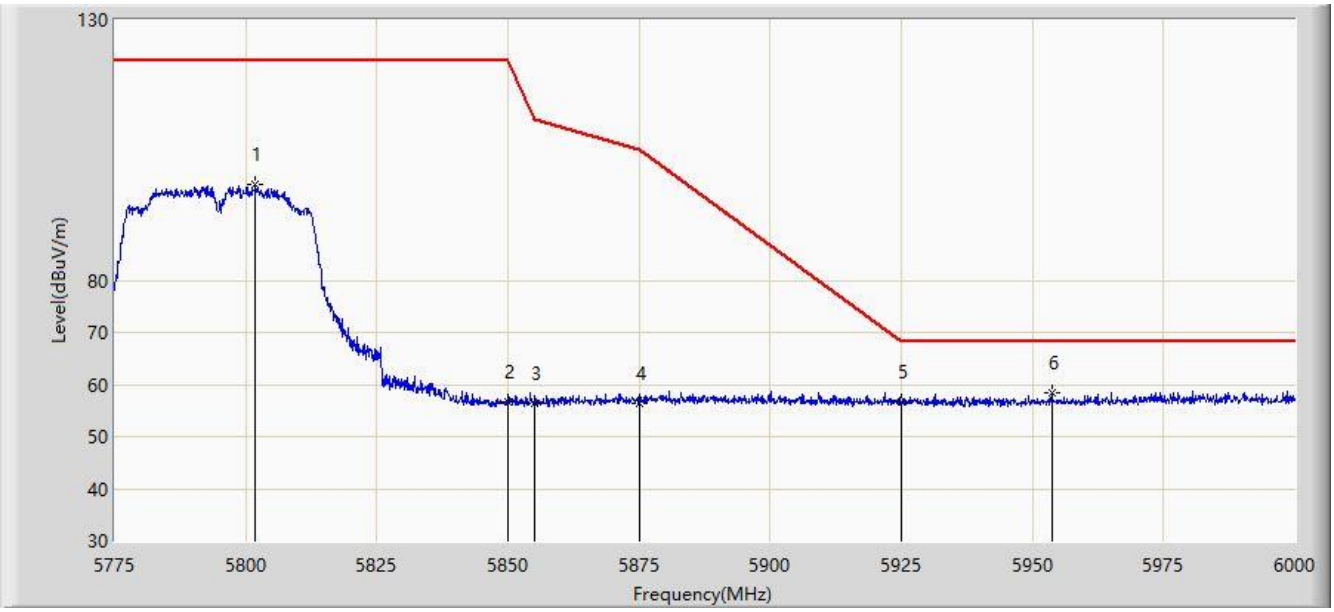

No	Flag	Mark	Frequency (MHz)	Measure Level (dBuV/m)	Reading Level (dBuV)	Margin (dB)	Limit (dBuV/m)	Factor (dB)	Type
1			5801.775	98.450	90.978	N/A	N/A	7.472	PK
2			5850.000	56.682	48.990	-65.518	122.200	7.692	PK
3			5855.000	56.324	48.680	-54.476	110.800	7.644	PK
4			5875.000	56.407	48.805	-48.793	105.200	7.602	PK
5			5925.000	56.579	48.753	-11.621	68.200	7.826	PK
6		*	5953.650	58.466	50.813	-9.734	68.200	7.653	PK

Note: Measure Level (dBμV/m) = Reading Level (dBμV) + Factor (dB)

Factor (dB) = Cable Loss (dB) + Antenna Factor (dB/m) - Pre_Amplifier Gain (dB)

Site: AC1	Time: 2020/04/17 - 11:07
Limit: FCC_Part15.407_RE(3m)	Engineer: Lewis Huang
Probe: AC1_BBHA9120D_1-18GHz	Polarity: Vertical
EUT: Notebook	Power: AC 120V/60Hz
Test Mode: Transmit by 802.11n-HT40 at channel 5795MHz	

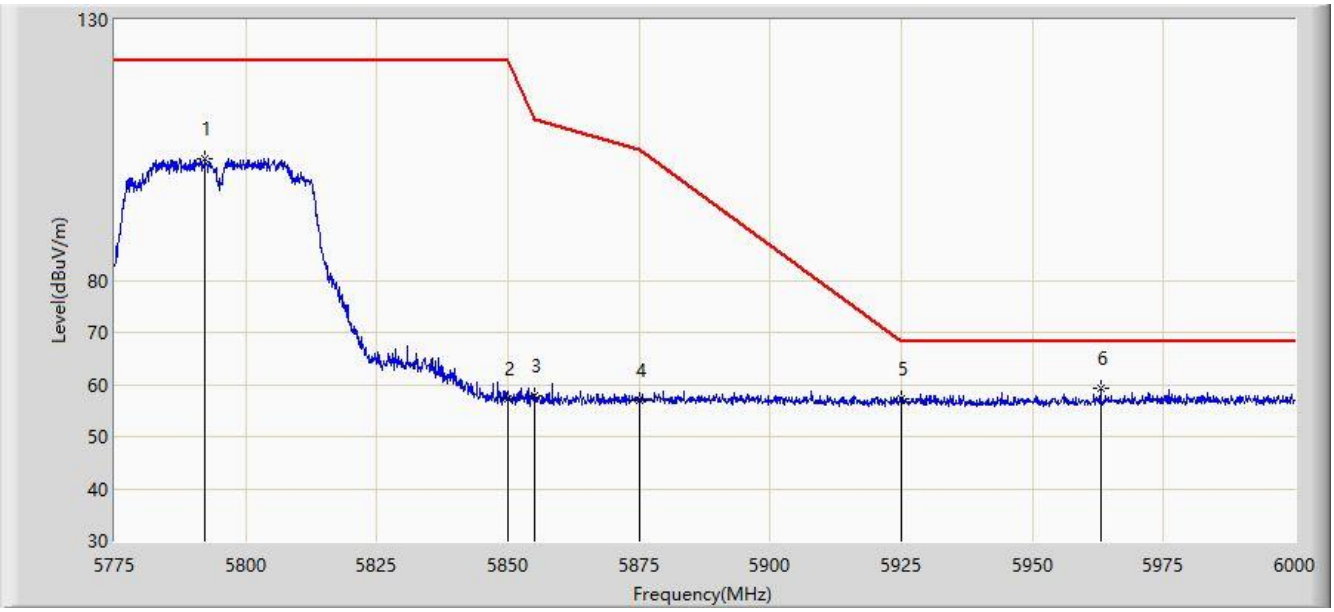

No	Flag	Mark	Frequency (MHz)	Measure Level (dBuV/m)	Reading Level (dBuV)	Margin (dB)	Limit (dBuV/m)	Factor (dB)	Type
1			5792.325	103.354	95.859	N/A	N/A	7.495	PK
2			5850.000	57.189	49.497	-65.011	122.200	7.692	PK
3			5855.000	57.945	50.301	-52.855	110.800	7.644	PK
4			5875.000	56.898	49.296	-48.302	105.200	7.602	PK
5			5925.000	57.270	49.444	-10.930	68.200	7.826	PK
6		*	5962.987	59.211	51.598	-8.989	68.200	7.613	PK

Note: Measure Level (dBμV/m) = Reading Level (dBμV) + Factor (dB)

Factor (dB) = Cable Loss (dB) + Antenna Factor (dB/m) - Pre_Amplifier Gain (dB)

Site: AC1	Time: 2020/04/11 - 17:34
Limit: FCC_Part15.209_RE (3m)	Engineer: Lewis Huang
Probe: AC1_BBHA9120D_1-18GHz	Polarity: Horizontal
EUT: Notebook	Power: AC 120V/60Hz
Test Mode: Transmit by 802.11ac-VHT20 at channel 5180MHz	

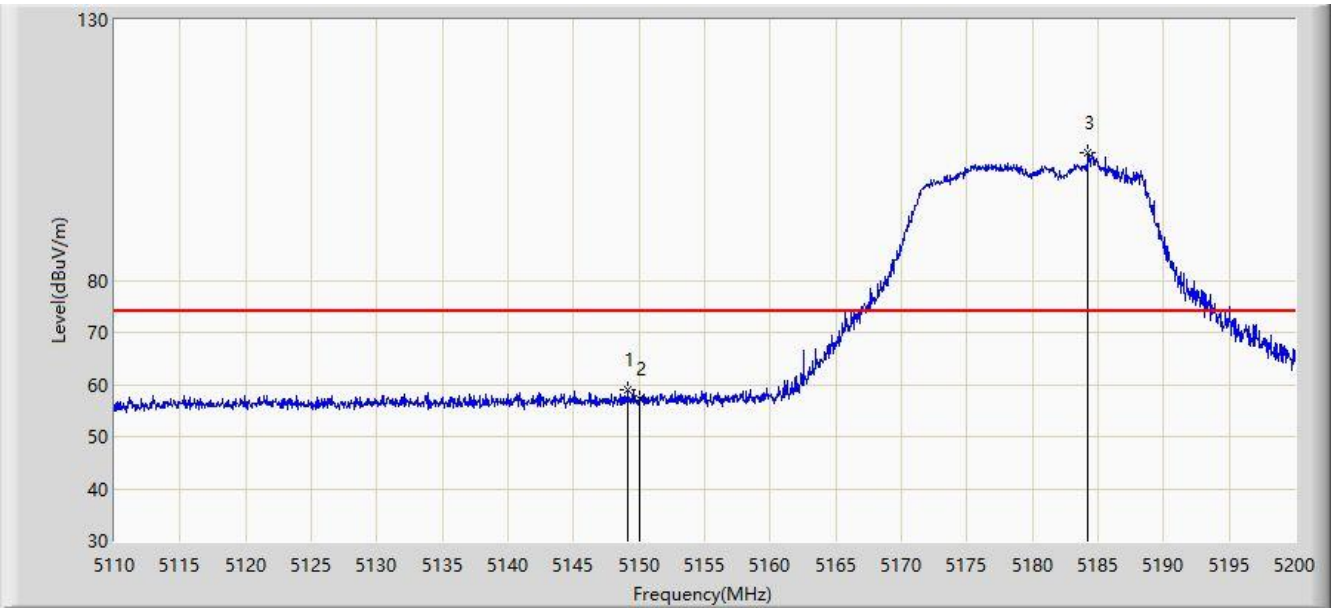

No	Flag	Mark	Frequency (MHz)	Measure Level (dBuV/m)	Reading Level (dBuV)	Margin (dB)	Limit (dBuV/m)	Factor (dB)	Type
1			5149.150	59.051	52.255	-14.949	74.000	6.796	PK
2			5150.000	57.343	50.544	-16.657	74.000	6.799	PK
3		*	5184.250	104.574	97.819	N/A	N/A	6.755	PK

Note: Measure Level (dBµV/m) = Reading Level (dBµV) + Factor (dB)

Factor (dB) = Cable Loss (dB) + Antenna Factor (dB/m) - Pre_Amplifier Gain (dB)

Site: AC1	Time: 2020/04/11 - 17:41
Limit: FCC_Part15.209_RE (3m)	Engineer: Lewis Huang
Probe: AC1_BBHA9120D_1-18GHz	Polarity: Horizontal
EUT: Notebook	Power: AC 120V/60Hz
Test Mode: Transmit by 802.11ac-VHT20 at channel 5180MHz	

No	Flag	Mark	Frequency (MHz)	Measure Level (dBuV/m)	Reading Level (dBuV)	Margin (dB)	Limit (dBuV/m)	Factor (dB)	Type
1			5150.000	45.335	38.536	-8.665	54.000	6.799	AV
2		*	5177.950	91.883	85.078	N/A	N/A	6.805	AV

Note: Measure Level (dBµV/m) = Reading Level (dBµV) + Factor (dB)

Factor (dB) = Cable Loss (dB) + Antenna Factor (dB/m) - Pre_Amplifier Gain (dB)

Site: AC1	Time: 2020/04/11 - 17:45
Limit: FCC_Part15.209_RE (3m)	Engineer: Lewis Huang
Probe: AC1_BBHA9120D_1-18GHz	Polarity: Vertical
EUT: Notebook	Power: AC 120V/60Hz
Test Mode: Transmit by 802.11ac-VHT20 at channel 5180MHz	

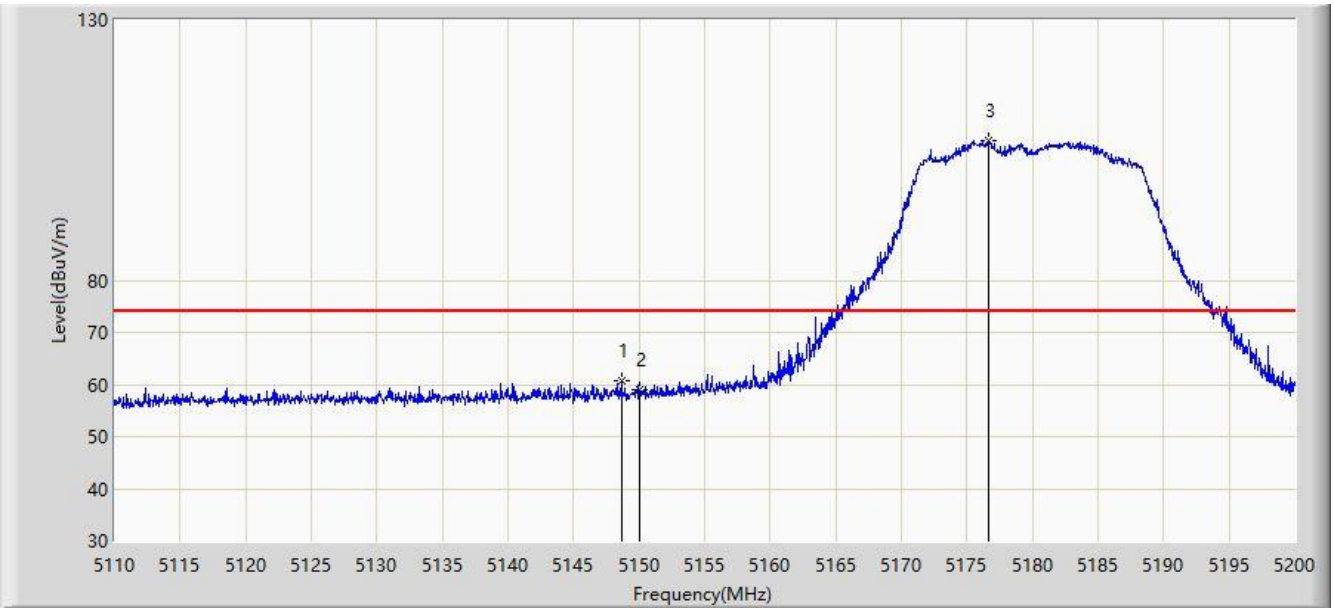

No	Flag	Mark	Frequency (MHz)	Measure Level (dBuV/m)	Reading Level (dBuV)	Margin (dB)	Limit (dBuV/m)	Factor (dB)	Type
1			5148.655	60.821	54.027	-13.179	74.000	6.795	PK
2			5150.000	58.864	52.065	-15.136	74.000	6.799	PK
3		*	5176.600	106.952	100.142	N/A	N/A	6.810	PK

Note: Measure Level (dBµV/m) = Reading Level (dBµV) + Factor (dB)

Factor (dB) = Cable Loss (dB) + Antenna Factor (dB/m) - Pre_Amplifier Gain (dB)

Site: AC1	Time: 2020/04/11 - 17:50
Limit: FCC_Part15.209_RE (3m)	Engineer: Lewis Huang
Probe: AC1_BBHA9120D_1-18GHz	Polarity: Vertical
EUT: Notebook	Power: AC 120V/60Hz
Test Mode: Transmit by 802.11ac-VHT20 at channel 5180MHz	

No	Flag	Mark	Frequency (MHz)	Measure Level (dBuV/m)	Reading Level (dBuV)	Margin (dB)	Limit (dBuV/m)	Factor (dB)	Type
1			5150.000	46.834	40.035	-7.166	54.000	6.799	AV
2		*	5176.420	95.560	88.749	N/A	N/A	6.811	AV

Note: Measure Level (dBµV/m) = Reading Level (dBµV) + Factor (dB)

Factor (dB) = Cable Loss (dB) + Antenna Factor (dB/m) - Pre_Amplifier Gain (dB)

Site: AC1	Time: 2020/04/17 - 11:11
Limit: FCC_Part15.407_RE(3m)	Engineer: Lewis Huang
Probe: AC1_BBHA9120D_1-18GHz	Polarity: Horizontal
EUT: Notebook	Power: AC 120V/60Hz
Test Mode: Transmit by 802.11ac-VHT20 at channel 5745MHz	

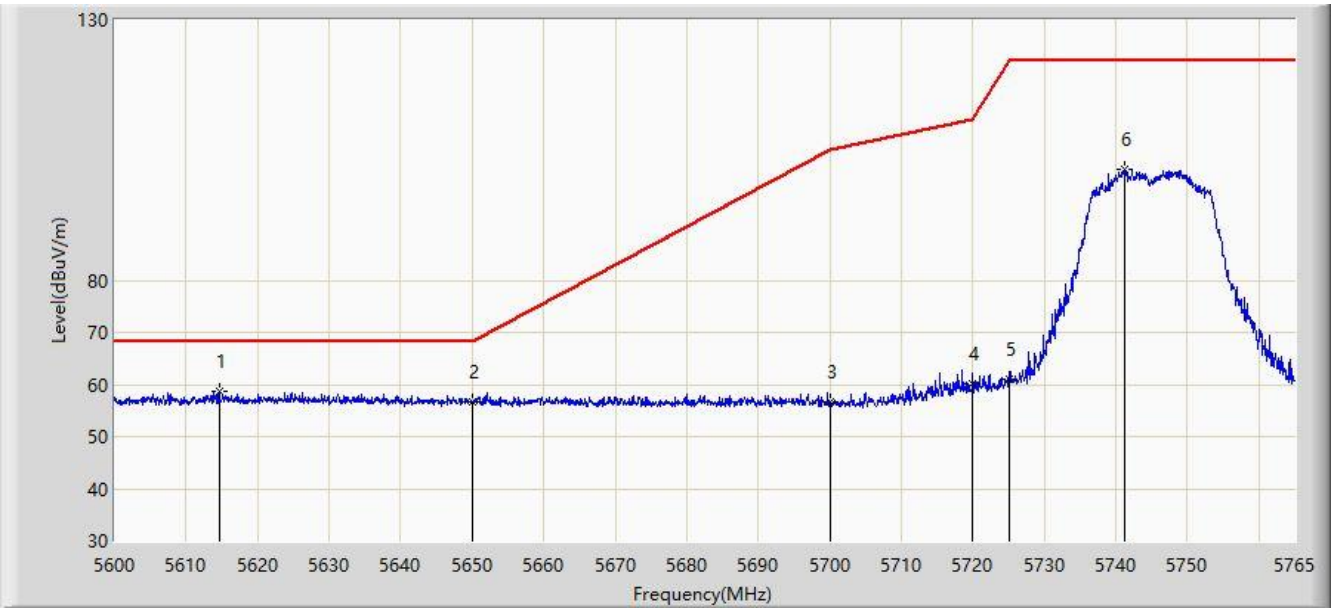

No	Flag	Mark	Frequency (MHz)	Measure Level (dBuV/m)	Reading Level (dBuV)	Margin (dB)	Limit (dBuV/m)	Factor (dB)	Type
1		*	5614.603	58.629	51.575	-9.571	68.200	7.054	PK
2			5650.000	56.767	49.627	-11.433	68.200	7.140	PK
3			5700.000	56.730	49.515	-48.470	105.200	7.215	PK
4			5720.000	60.225	52.952	-50.575	110.800	7.273	PK
5			5725.000	60.910	53.578	-61.290	122.200	7.332	PK
6			5741.322	101.180	93.745	N/A	N/A	7.435	PK

Note: Measure Level (dBμV/m) = Reading Level (dBμV) + Factor (dB)

Factor (dB) = Cable Loss (dB) + Antenna Factor (dB/m) - Pre_Amplifier Gain (dB)

Site: AC1	Time: 2020/04/17 - 11:14
Limit: FCC_Part15.407_RE(3m)	Engineer: Lewis Huang
Probe: AC1_BBHA9120D_1-18GHz	Polarity: Vertical
EUT: Notebook	Power: AC 120V/60Hz
Test Mode: Transmit by 802.11ac-VHT20 at channel 5745MHz	

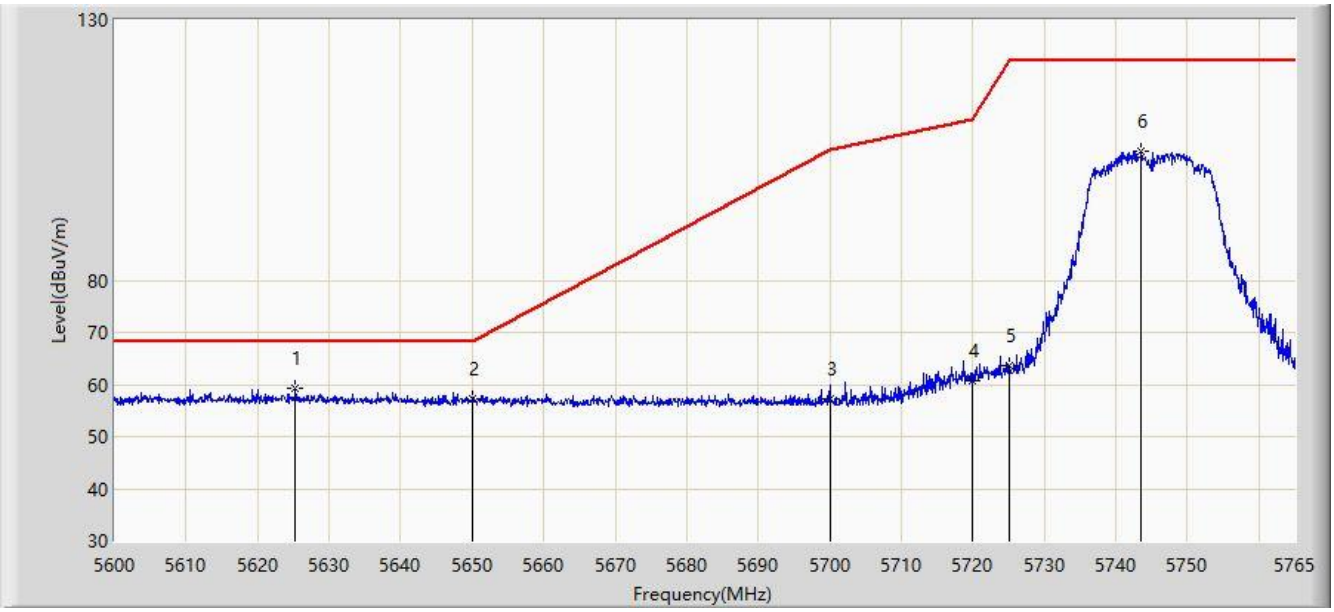

No	Flag	Mark	Frequency (MHz)	Measure Level (dBuV/m)	Reading Level (dBuV)	Margin (dB)	Limit (dBuV/m)	Factor (dB)	Type
1		*	5625.328	59.192	52.167	-9.008	68.200	7.025	PK
2			5650.000	57.347	50.207	-10.853	68.200	7.140	PK
3			5700.000	57.263	50.048	-47.937	105.200	7.215	PK
4			5720.000	60.675	53.402	-50.125	110.800	7.273	PK
5			5725.000	63.607	56.275	-58.593	122.200	7.332	PK
6			5743.550	104.830	97.385	N/A	N/A	7.445	PK

Note: Measure Level (dBμV/m) = Reading Level (dBμV) + Factor (dB)

Factor (dB) = Cable Loss (dB) + Antenna Factor (dB/m) - Pre_Amplifier Gain (dB)

Site: AC1	Time: 2020/04/17 - 11:16
Limit: FCC_Part15.407_RE(3m)	Engineer: Lewis Huang
Probe: AC1_BBHA9120D_1-18GHz	Polarity: Horizontal
EUT: Notebook	Power: AC 120V/60Hz
Test Mode: Transmit by 802.11ac-VHT20 at channel 5825MHz	

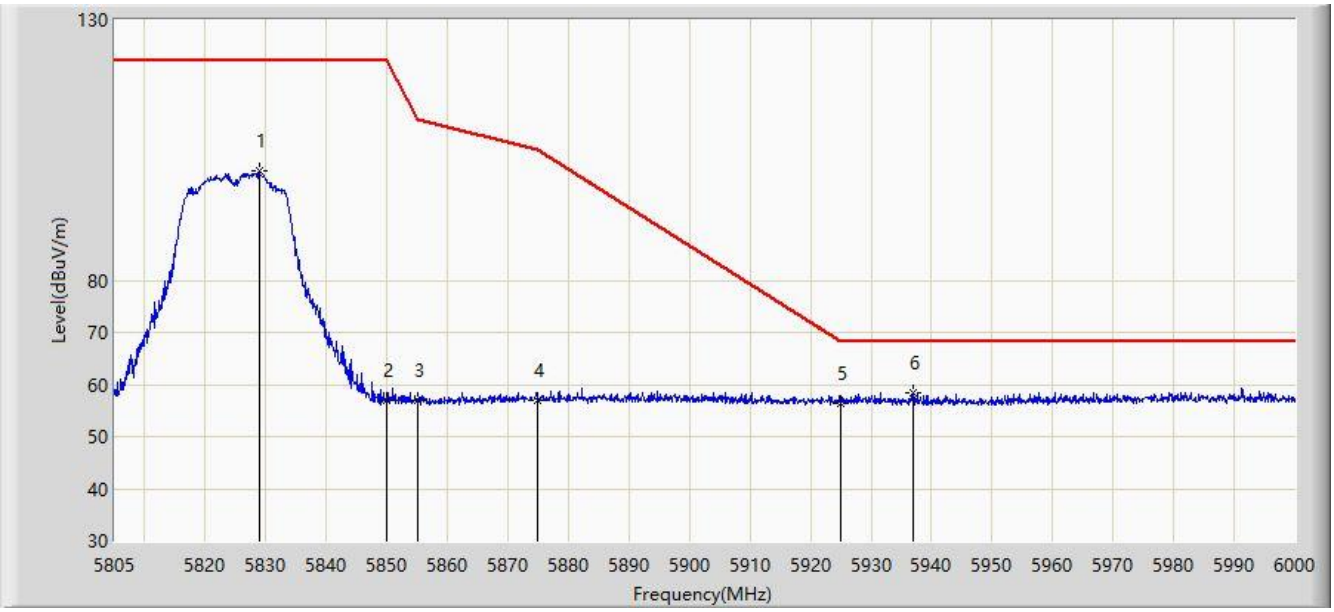

No	Flag	Mark	Frequency (MHz)	Measure Level (dBuV/m)	Reading Level (dBuV)	Margin (dB)	Limit (dBuV/m)	Factor (dB)	Type
1			5828.888	100.897	93.132	N/A	N/A	7.766	PK
2			5850.000	56.943	49.251	-65.257	122.200	7.692	PK
3			5855.000	57.080	49.436	-53.720	110.800	7.644	PK
4			5875.000	57.069	49.467	-48.131	105.200	7.602	PK
5			5925.000	56.508	48.682	-11.692	68.200	7.826	PK
6		*	5937.015	58.297	50.545	-9.903	68.200	7.753	PK

Note: Measure Level (dBμV/m) = Reading Level (dBμV) + Factor (dB)

Factor (dB) = Cable Loss (dB) + Antenna Factor (dB/m) - Pre_Amplifier Gain (dB)

Site: AC1	Time: 2020/04/17 - 11:20
Limit: FCC_Part15.407_RE(3m)	Engineer: Lewis Huang
Probe: AC1_BBHA9120D_1-18GHz	Polarity: Vertical
EUT: Notebook	Power: AC 120V/60Hz
Test Mode: Transmit by 802.11ac-VHT20 at channel 5825MHz	

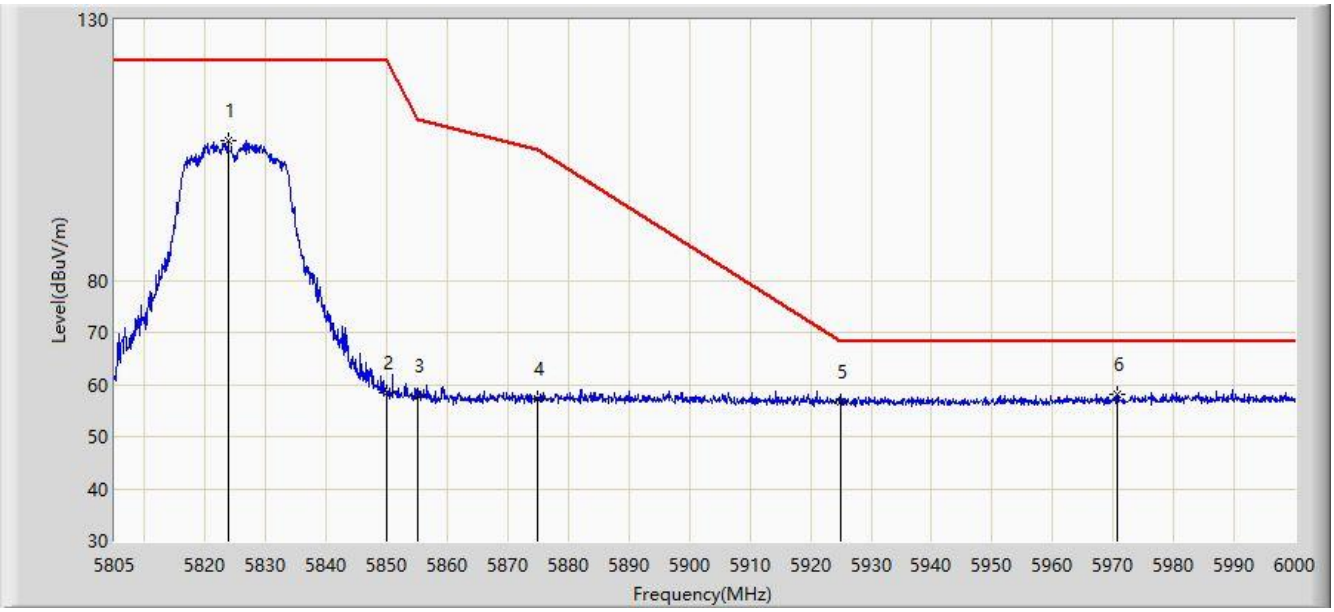

No	Flag	Mark	Frequency (MHz)	Measure Level (dBuV/m)	Reading Level (dBuV)	Margin (dB)	Limit (dBuV/m)	Factor (dB)	Type
1			5823.720	106.814	99.126	N/A	N/A	7.688	PK
2			5850.000	58.359	50.667	-63.841	122.200	7.692	PK
3			5855.000	57.707	50.063	-53.093	110.800	7.644	PK
4			5875.000	57.233	49.631	-47.967	105.200	7.602	PK
5			5925.000	56.798	48.972	-11.402	68.200	7.826	PK
6		*	5970.750	58.134	50.481	-10.066	68.200	7.653	PK

Note: Measure Level (dBμV/m) = Reading Level (dBμV) + Factor (dB)

Factor (dB) = Cable Loss (dB) + Antenna Factor (dB/m) - Pre_Amplifier Gain (dB)

Site: AC1	Time: 2020/04/11 - 17:53
Limit: FCC_Part15.209_RE (3m)	Engineer: Lewis Huang
Probe: AC1_BBHA9120D_1-18GHz	Polarity: Horizontal
EUT: Notebook	Power: AC 120V/60Hz
Test Mode: Transmit by 802.11ac-VHT40 at channel 5190MHz	

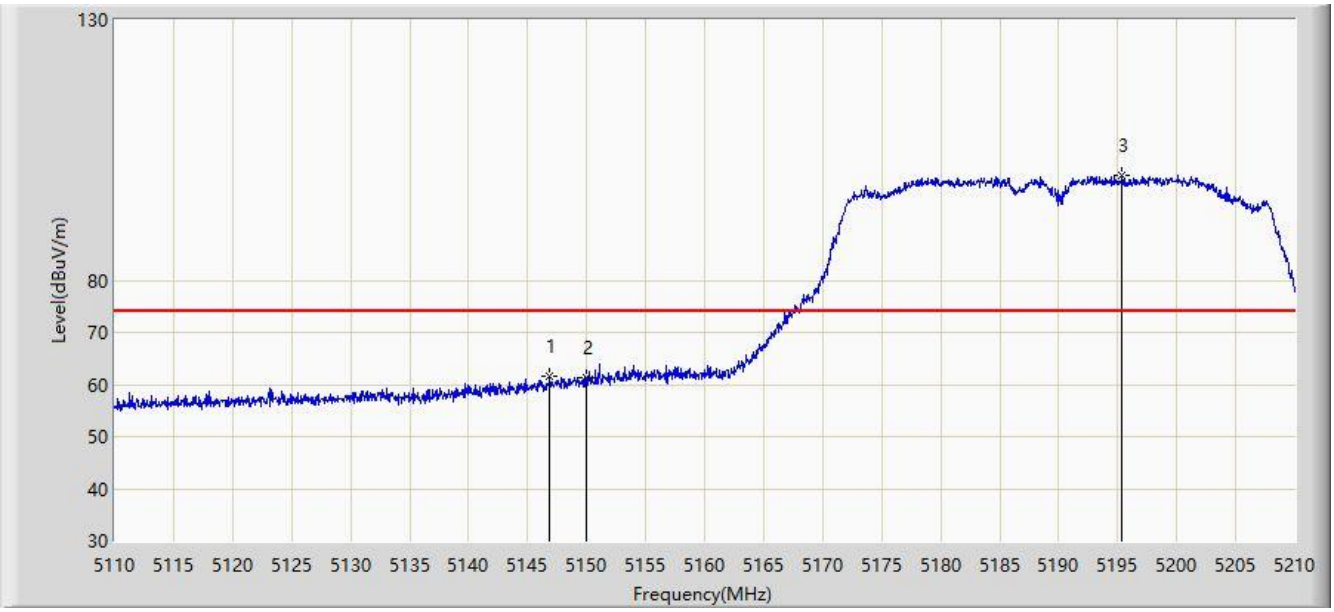

No	Flag	Mark	Frequency (MHz)	Measure Level (dBuV/m)	Reading Level (dBuV)	Margin (dB)	Limit (dBuV/m)	Factor (dB)	Type
1			5146.900	61.509	54.713	-12.491	74.000	6.796	PK
2			5150.000	61.188	54.389	-12.812	74.000	6.799	PK
3		*	5195.400	100.087	93.505	N/A	N/A	6.583	PK

Note: Measure Level (dBµV/m) = Reading Level (dBµV) + Factor (dB)

Factor (dB) = Cable Loss (dB) + Antenna Factor (dB/m) - Pre_Amplifier Gain (dB)

Site: AC1	Time: 2020/04/11 - 17:59
Limit: FCC_Part15.209_RE (3m)	Engineer: Lewis Huang
Probe: AC1_BBHA9120D_1-18GHz	Polarity: Horizontal
EUT: Notebook	Power: AC 120V/60Hz
Test Mode: Transmit by 802.11ac-VHT40 at channel 5190MHz	

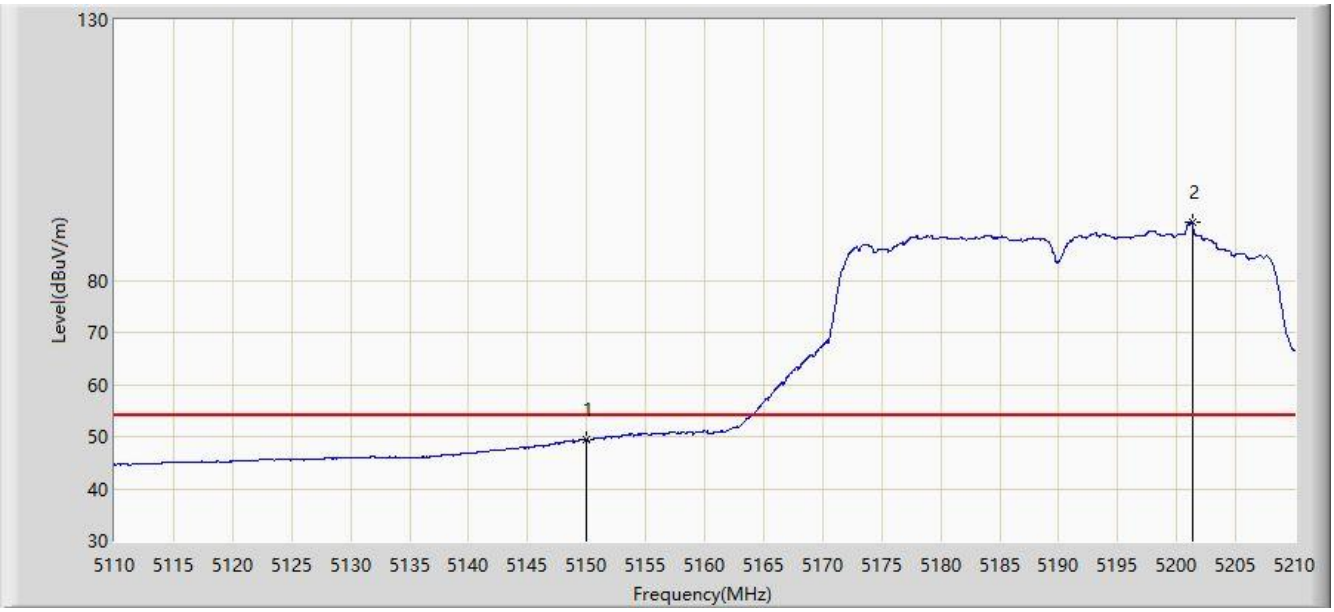

No	Flag	Mark	Frequency (MHz)	Measure Level (dBuV/m)	Reading Level (dBuV)	Margin (dB)	Limit (dBuV/m)	Factor (dB)	Type
1			5150.000	49.466	42.667	-4.534	54.000	6.799	AV
2		*	5201.350	91.289	84.772	N/A	N/A	6.517	AV

Note: Measure Level (dBμV/m) = Reading Level (dBμV) + Factor (dB)

Factor (dB) = Cable Loss (dB) + Antenna Factor (dB/m) - Pre_Amplifier Gain (dB)

Site: AC1	Time: 2020/04/11 - 17:59
Limit: FCC_Part15.209_RE (3m)	Engineer: Lewis Huang
Probe: AC1_BBHA9120D_1-18GHz	Polarity: Vertical
EUT: Notebook	Power: AC 120V/60Hz
Test Mode: Transmit by 802.11ac-VHT40 at channel 5190MHz	

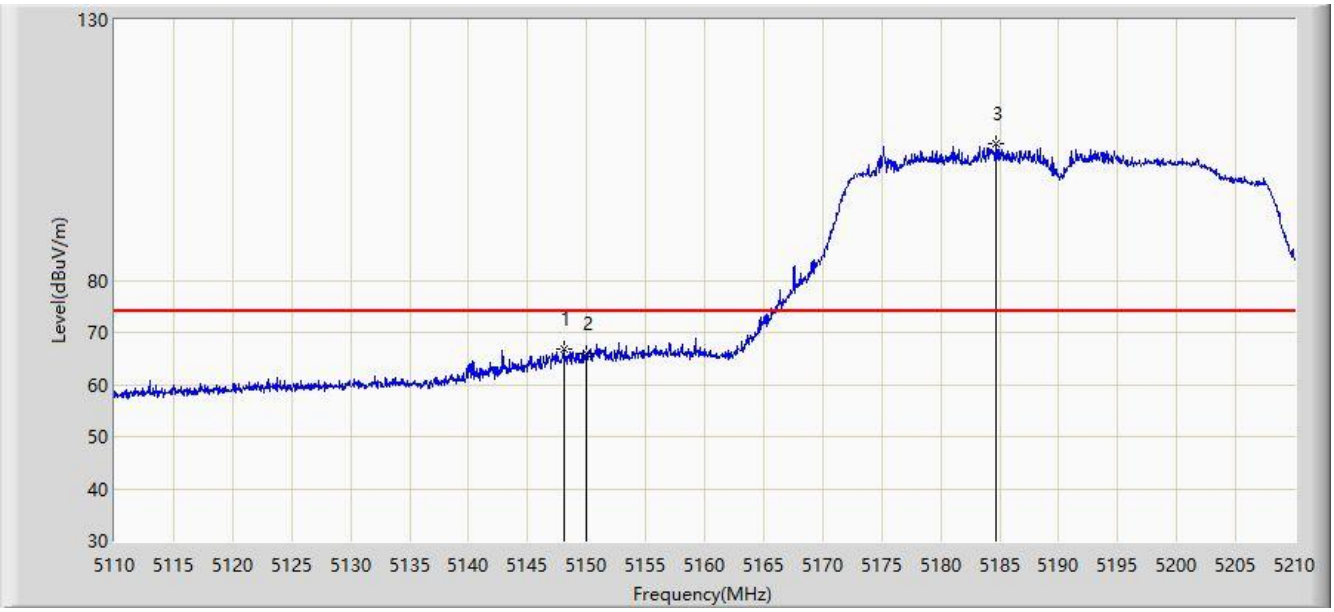

No	Flag	Mark	Frequency (MHz)	Measure Level (dBuV/m)	Reading Level (dBuV)	Margin (dB)	Limit (dBuV/m)	Factor (dB)	Type
1			5148.150	66.671	59.879	-7.329	74.000	6.792	PK
2			5150.000	65.933	59.134	-8.067	74.000	6.799	PK
3		*	5184.650	106.159	99.411	N/A	N/A	6.748	PK

Note: Measure Level (dBµV/m) = Reading Level (dBµV) + Factor (dB)

Factor (dB) = Cable Loss (dB) + Antenna Factor (dB/m) - Pre_Amplifier Gain (dB)

Site: AC1	Time: 2020/04/11 - 18:02
Limit: FCC_Part15.209_RE (3m)	Engineer: Lewis Huang
Probe: AC1_BBHA9120D_1-18GHz	Polarity: Vertical
EUT: Notebook	Power: AC 120V/60Hz
Test Mode: Transmit by 802.11ac-VHT40 at channel 5190MHz	

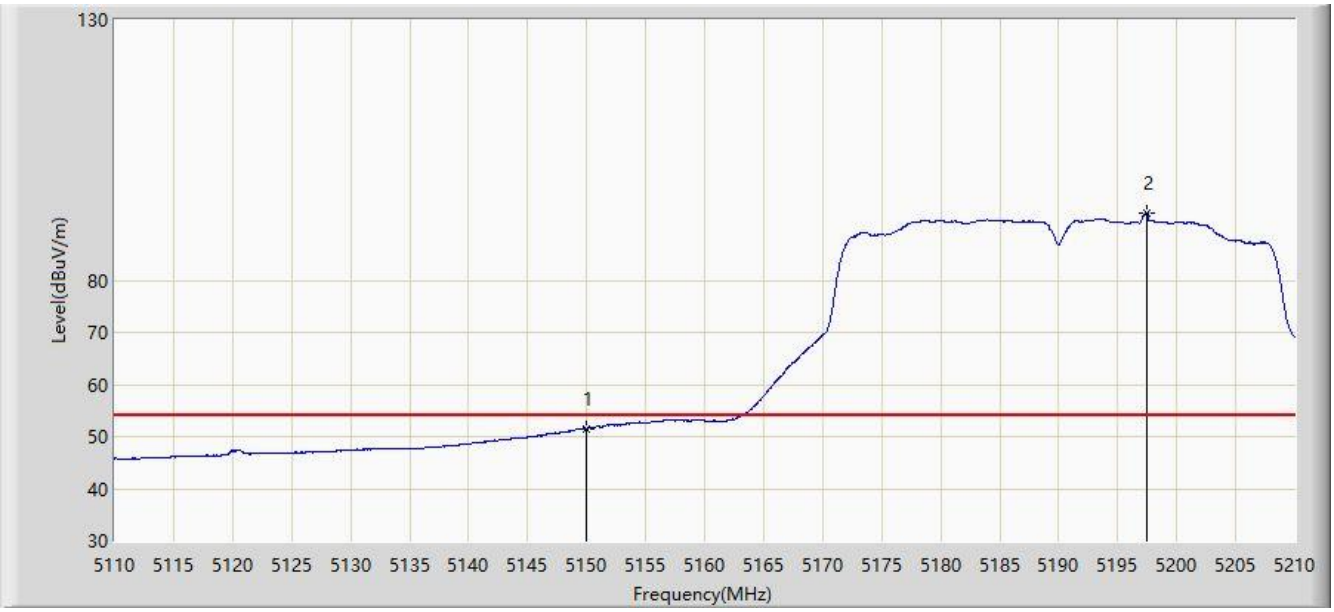

No	Flag	Mark	Frequency (MHz)	Measure Level (dBuV/m)	Reading Level (dBuV)	Margin (dB)	Limit (dBuV/m)	Factor (dB)	Type
1			5150.000	51.460	44.661	-2.540	54.000	6.799	AV
2		*	5197.500	92.788	86.238	N/A	N/A	6.550	AV

Note: Measure Level (dBμV/m) = Reading Level (dBμV) + Factor (dB)

Factor (dB) = Cable Loss (dB) + Antenna Factor (dB/m) - Pre_Amplifier Gain (dB)

Site: AC1	Time: 2020/04/17 - 11:24
Limit: FCC_Part15.407_RE(3m)	Engineer: Lewis Huang
Probe: AC1_BBHA9120D_1-18GHz	Polarity: Horizontal
EUT: Notebook	Power: AC 120V/60Hz
Test Mode: Transmit by 802.11ac-VHT40 at channel 5755MHz	

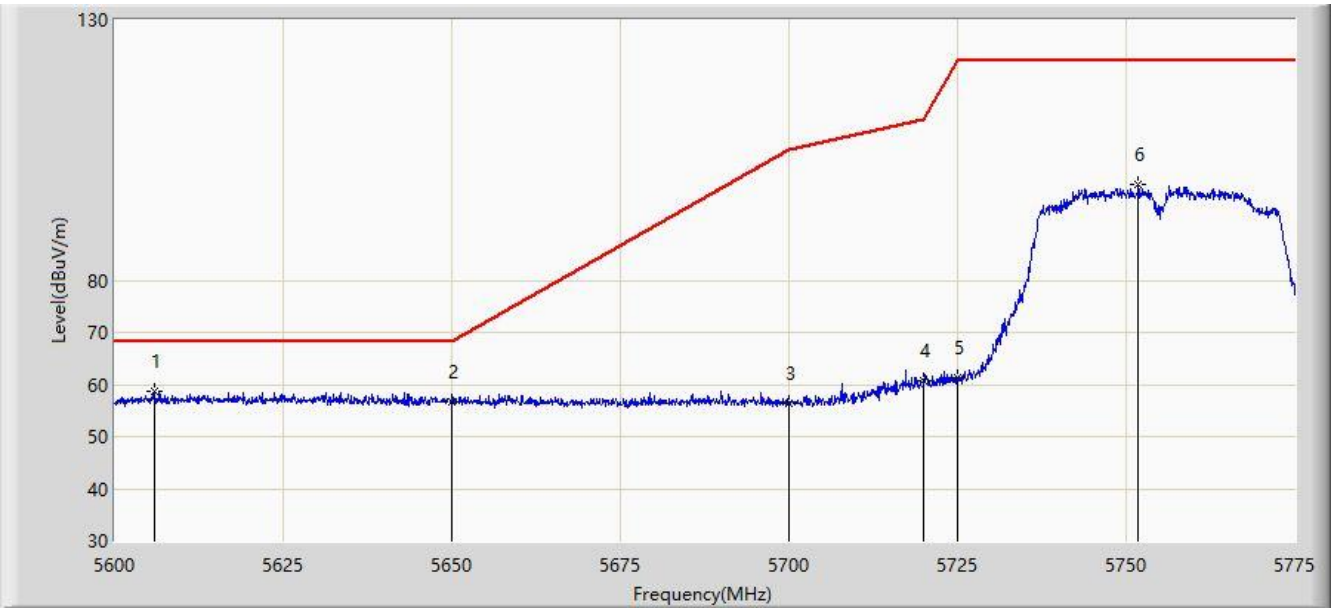

No	Flag	Mark	Frequency (MHz)	Measure Level (dBuV/m)	Reading Level (dBuV)	Margin (dB)	Limit (dBuV/m)	Factor (dB)	Type
1		*	5605.862	58.810	51.724	-9.390	68.200	7.086	PK
2			5650.000	56.801	49.661	-11.399	68.200	7.140	PK
3			5700.000	56.292	49.077	-48.908	105.200	7.215	PK
4			5720.000	60.631	53.358	-50.169	110.800	7.273	PK
5			5725.000	61.211	53.879	-60.989	122.200	7.332	PK
6			5751.812	98.316	90.880	N/A	N/A	7.436	PK

Note: Measure Level (dBμV/m) = Reading Level (dBμV) + Factor (dB)

Factor (dB) = Cable Loss (dB) + Antenna Factor (dB/m) - Pre_Amplifier Gain (dB)

Site: AC1	Time: 2020/04/17 - 11:27
Limit: FCC_Part15.407_RE(3m)	Engineer: Lewis Huang
Probe: AC1_BBHA9120D_1-18GHz	Polarity: Vertical
EUT: Notebook	Power: AC 120V/60Hz
Test Mode: Transmit by 802.11ac-VHT40 at channel 5755MHz	

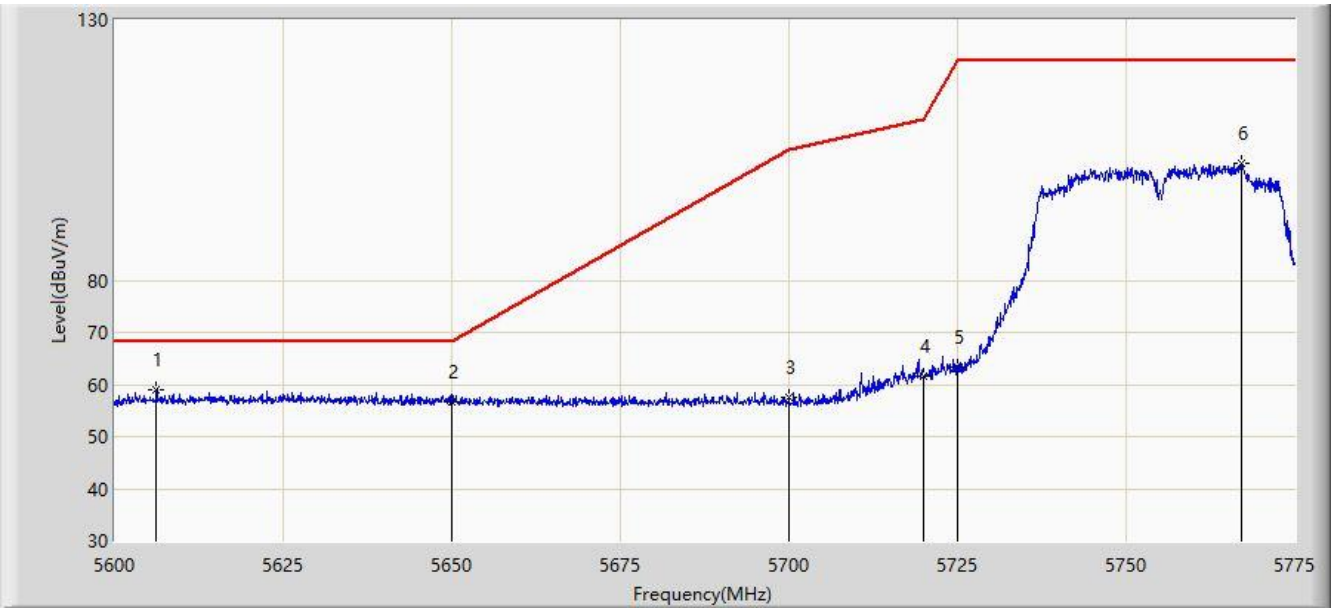

No	Flag	Mark	Frequency (MHz)	Measure Level (dBuV/m)	Reading Level (dBuV)	Margin (dB)	Limit (dBuV/m)	Factor (dB)	Type
1		*	5606.212	59.089	52.007	-9.111	68.200	7.082	PK
2			5650.000	56.674	49.534	-11.526	68.200	7.140	PK
3			5700.000	57.397	50.182	-47.803	105.200	7.215	PK
4			5720.000	61.558	54.285	-49.242	110.800	7.273	PK
5			5725.000	63.373	56.041	-58.827	122.200	7.332	PK
6			5767.212	102.321	94.838	N/A	N/A	7.483	PK

Note: Measure Level (dBμV/m) = Reading Level (dBμV) + Factor (dB)

Factor (dB) = Cable Loss (dB) + Antenna Factor (dB/m) - Pre_Amplifier Gain (dB)

Site: AC1	Time: 2020/04/17 - 11:29
Limit: FCC_Part15.407_RE(3m)	Engineer: Lewis Huang
Probe: AC1_BBHA9120D_1-18GHz	Polarity: Horizontal
EUT: Notebook	Power: AC 120V/60Hz
Test Mode: Transmit by 802.11ac-VHT40 at channel 5795MHz	

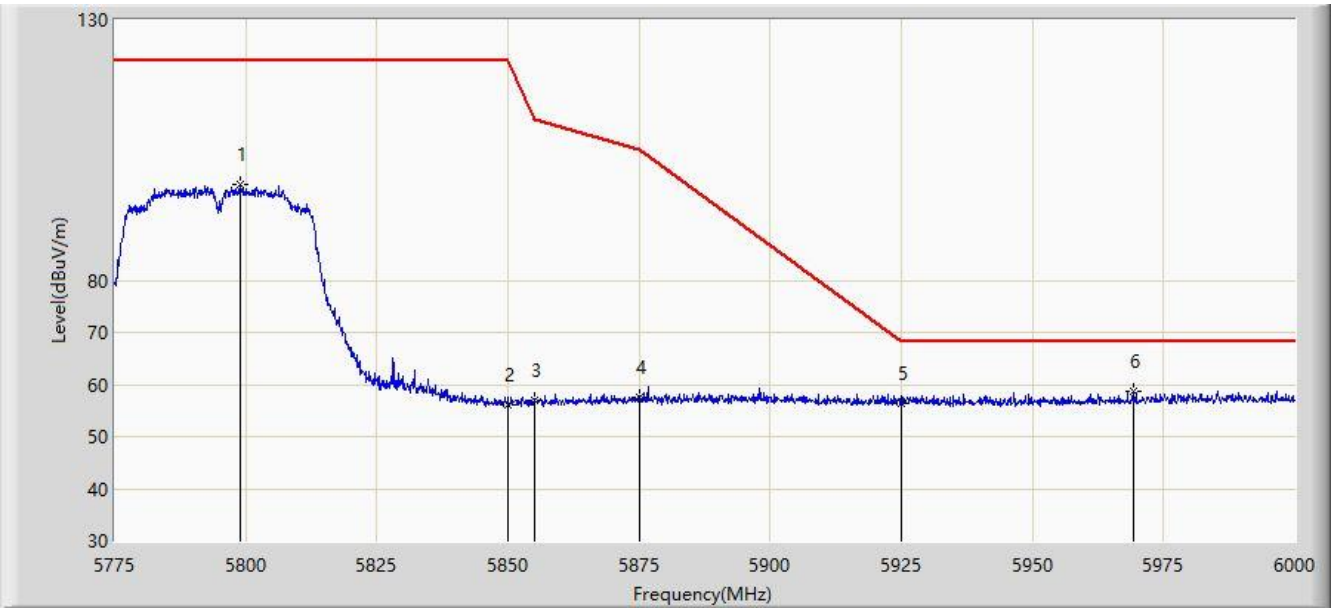

No	Flag	Mark	Frequency (MHz)	Measure Level (dBuV/m)	Reading Level (dBuV)	Margin (dB)	Limit (dBuV/m)	Factor (dB)	Type
1			5798.850	98.354	90.876	N/A	N/A	7.478	PK
2			5850.000	56.228	48.536	-65.972	122.200	7.692	PK
3			5855.000	56.947	49.303	-53.853	110.800	7.644	PK
4			5875.000	57.603	50.001	-47.597	105.200	7.602	PK
5			5925.000	56.393	48.567	-11.807	68.200	7.826	PK
6		*	5969.175	58.688	51.045	-9.512	68.200	7.643	PK

Note: Measure Level (dBμV/m) = Reading Level (dBμV) + Factor (dB)

Factor (dB) = Cable Loss (dB) + Antenna Factor (dB/m) - Pre_Amplifier Gain (dB)

Site: AC1	Time: 2020/04/17 - 11:32
Limit: FCC_Part15.407_RE(3m)	Engineer: Lewis Huang
Probe: AC1_BBHA9120D_1-18GHz	Polarity: Vertical
EUT: Notebook	Power: AC 120V/60Hz
Test Mode: Transmit by 802.11ac-VHT40 at channel 5795MHz	

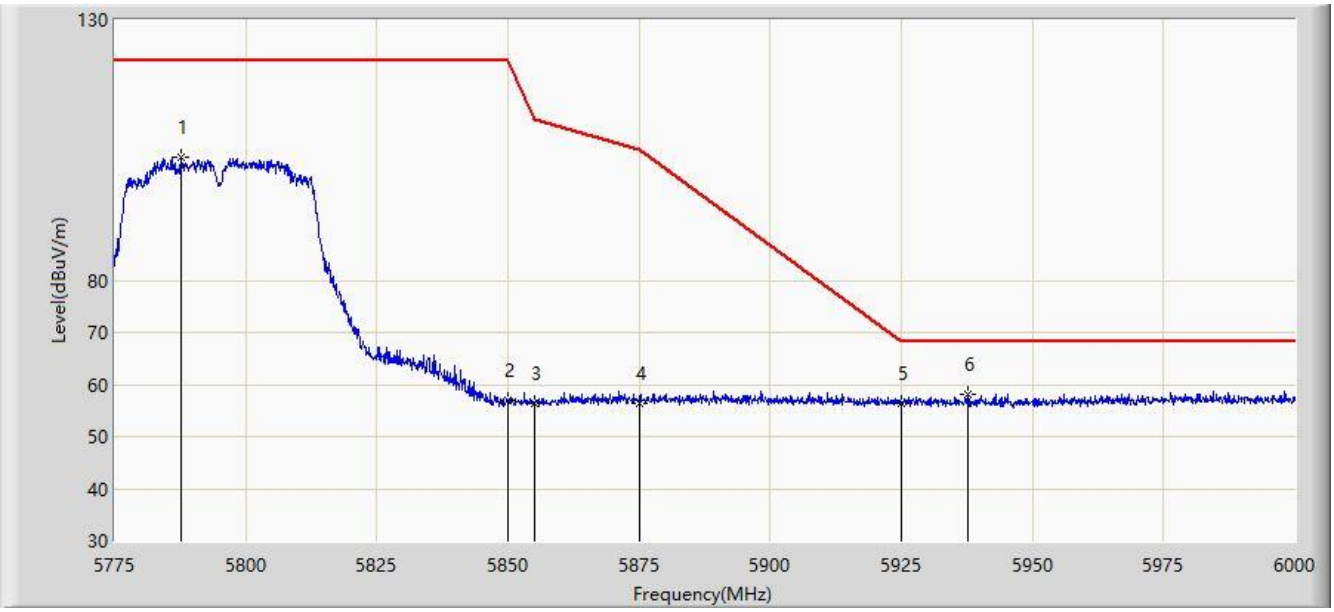

No	Flag	Mark	Frequency (MHz)	Measure Level (dBuV/m)	Reading Level (dBuV)	Margin (dB)	Limit (dBuV/m)	Factor (dB)	Type
1			5787.825	103.492	95.979	N/A	N/A	7.513	PK
2			5850.000	56.883	49.191	-65.317	122.200	7.692	PK
3			5855.000	56.426	48.782	-54.374	110.800	7.644	PK
4			5875.000	56.423	48.821	-48.777	105.200	7.602	PK
5			5925.000	56.353	48.527	-11.847	68.200	7.826	PK
6		*	5937.675	58.110	50.362	-10.090	68.200	7.748	PK

Note: Measure Level (dBμV/m) = Reading Level (dBμV) + Factor (dB)

Factor (dB) = Cable Loss (dB) + Antenna Factor (dB/m) - Pre_Amplifier Gain (dB)

Site: AC1	Time: 2020/04/11 - 16:31
Limit: FCC_Part15.209_RE (3m)	Engineer: Lewis Huang
Probe: AC1_BBHA9120D_1-18GHz	Polarity: Horizontal
EUT: Notebook	Power: AC 120V/60Hz
Test Mode: Transmit by 802.11ac-VHT80 at channel 5210MHz	

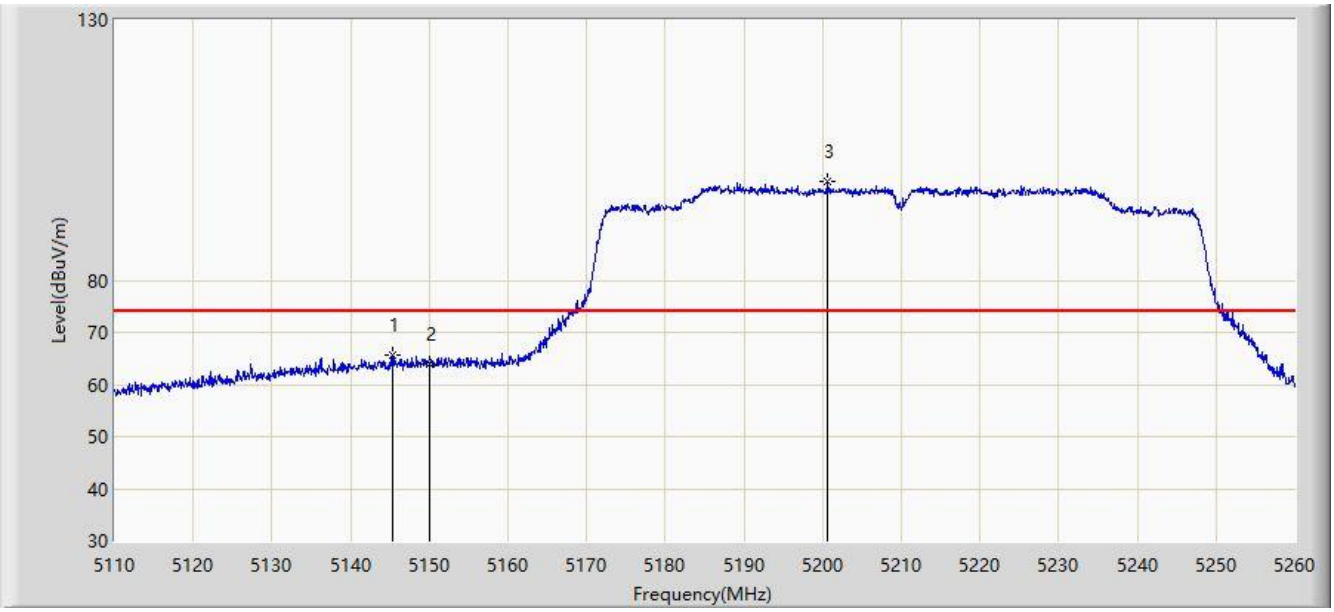

No	Flag	Mark	Frequency (MHz)	Measure Level (dBuV/m)	Reading Level (dBuV)	Margin (dB)	Limit (dBuV/m)	Factor (dB)	Type
1			5145.250	65.516	58.714	-8.484	74.000	6.803	PK
2			5150.000	63.882	57.083	-10.118	74.000	6.799	PK
3		*	5200.675	98.999	92.479	N/A	N/A	6.520	PK

Note: Measure Level (dBµV/m) = Reading Level (dBµV) + Factor (dB)

Factor (dB) = Cable Loss (dB) + Antenna Factor (dB/m) - Pre_Amplifier Gain (dB)

Site: AC1	Time: 2020/04/11 - 16:35
Limit: FCC_Part15.209_RE (3m)	Engineer: Lewis Huang
Probe: AC1_BBHA9120D_1-18GHz	Polarity: Horizontal
EUT: Notebook	Power: AC 120V/60Hz
Test Mode: Transmit by 802.11ac-VHT80 at channel 5210MHz	

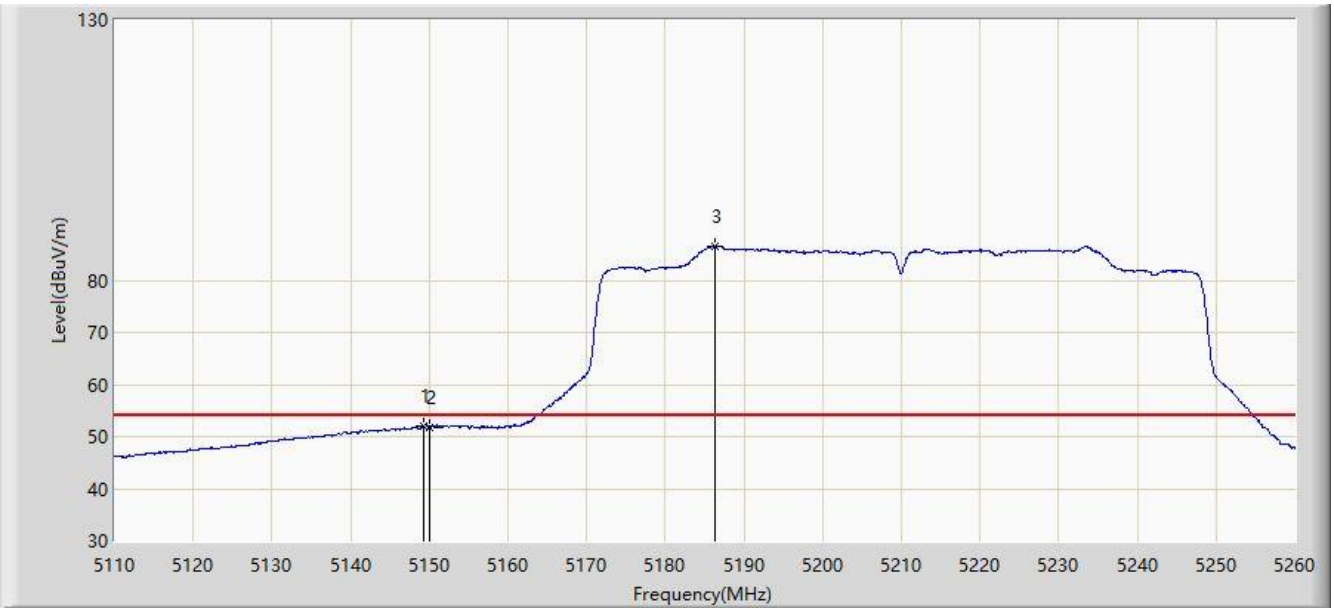

No	Flag	Mark	Frequency (MHz)	Measure Level (dBuV/m)	Reading Level (dBuV)	Margin (dB)	Limit (dBuV/m)	Factor (dB)	Type
1			5149.225	52.109	45.313	-1.891	54.000	6.797	AV
2			5150.000	51.696	44.897	-2.304	54.000	6.799	AV
3		*	5186.350	86.624	79.902	N/A	N/A	6.722	AV

Note: Measure Level (dBµV/m) = Reading Level (dBµV) + Factor (dB)

Factor (dB) = Cable Loss (dB) + Antenna Factor (dB/m) - Pre_Amplifier Gain (dB)

Site: AC1	Time: 2020/04/11 - 17:06
Limit: FCC_Part15.209_RE (3m)	Engineer: Lewis Huang
Probe: AC1_BBHA9120D_1-18GHz	Polarity: Vertical
EUT: Notebook	Power: AC 120V/60Hz
Test Mode: Transmit by 802.11ac-VHT80 at channel 5210MHz	

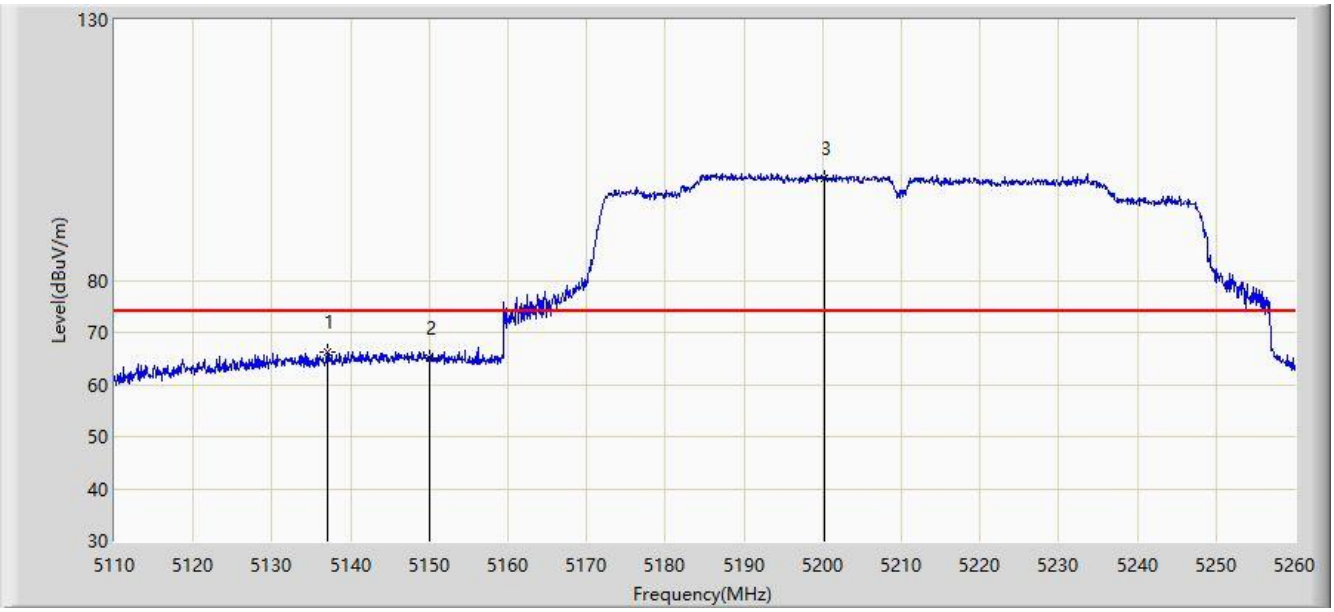

No	Flag	Mark	Frequency (MHz)	Measure Level (dBuV/m)	Reading Level (dBuV)	Margin (dB)	Limit (dBuV/m)	Factor (dB)	Type
1			5137.150	66.334	59.500	-7.666	74.000	6.834	PK
2			5150.000	64.974	58.175	-9.026	74.000	6.799	PK
3		*	5200.150	99.550	93.028	N/A	N/A	6.522	PK

Note: Measure Level (dBµV/m) = Reading Level (dBµV) + Factor (dB)

Factor (dB) = Cable Loss (dB) + Antenna Factor (dB/m) - Pre_Amplifier Gain (dB)

Site: AC1	Time: 2020/04/11 - 17:08
Limit: FCC_Part15.209_RE (3m)	Engineer: Lewis Huang
Probe: AC1_BBHA9120D_1-18GHz	Polarity: Vertical
EUT: Notebook	Power: AC 120V/60Hz
Test Mode: Transmit by 802.11ac-VHT80 at channel 5210MHz	

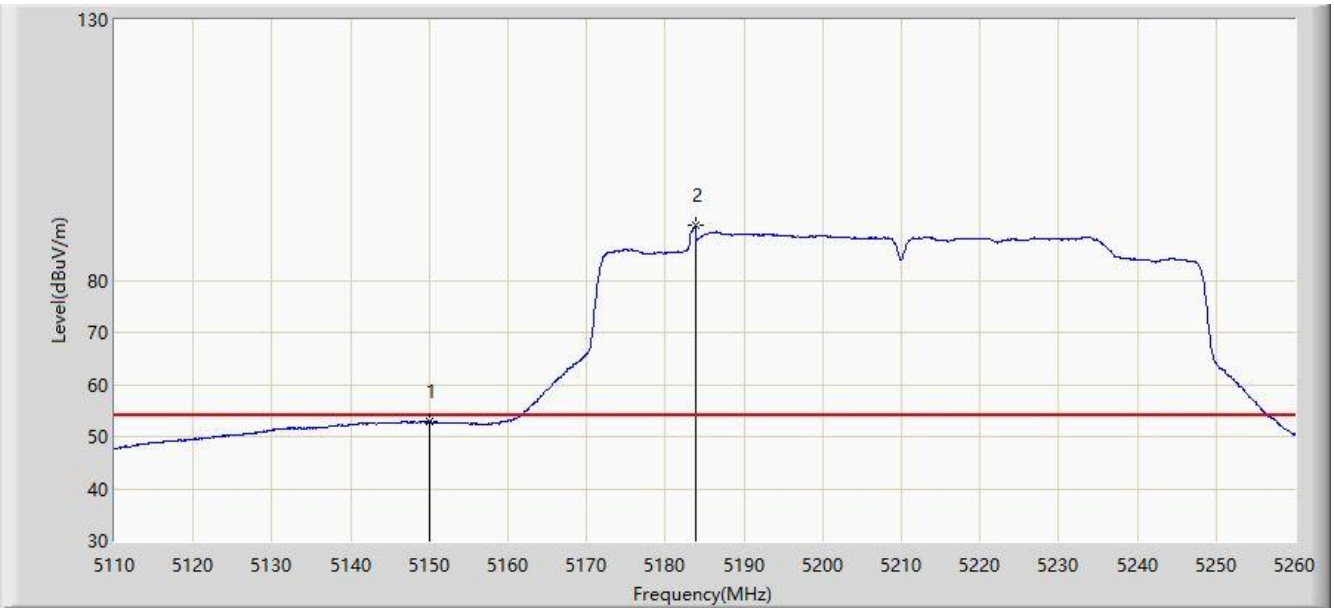

No	Flag	Mark	Frequency (MHz)	Measure Level (dBuV/m)	Reading Level (dBuV)	Margin (dB)	Limit (dBuV/m)	Factor (dB)	Type
1			5150.000	52.911	46.112	-1.089	54.000	6.799	AV
2		*	5183.800	90.440	83.678	N/A	N/A	6.761	AV

Note: Measure Level (dBµV/m) = Reading Level (dBµV) + Factor (dB)

Factor (dB) = Cable Loss (dB) + Antenna Factor (dB/m) - Pre_Amplifier Gain (dB)

Site: AC1	Time: 2020/04/11 - 17:09
Limit: FCC_Part15.209_RE (3m)	Engineer: Lewis Huang
Probe: AC1_BBHA9120D_1-18GHz	Polarity: Horizontal
EUT: Notebook	Power: AC 120V/60Hz
Test Mode: Transmit by 802.11ac-VHT80 at channel 5210MHz	

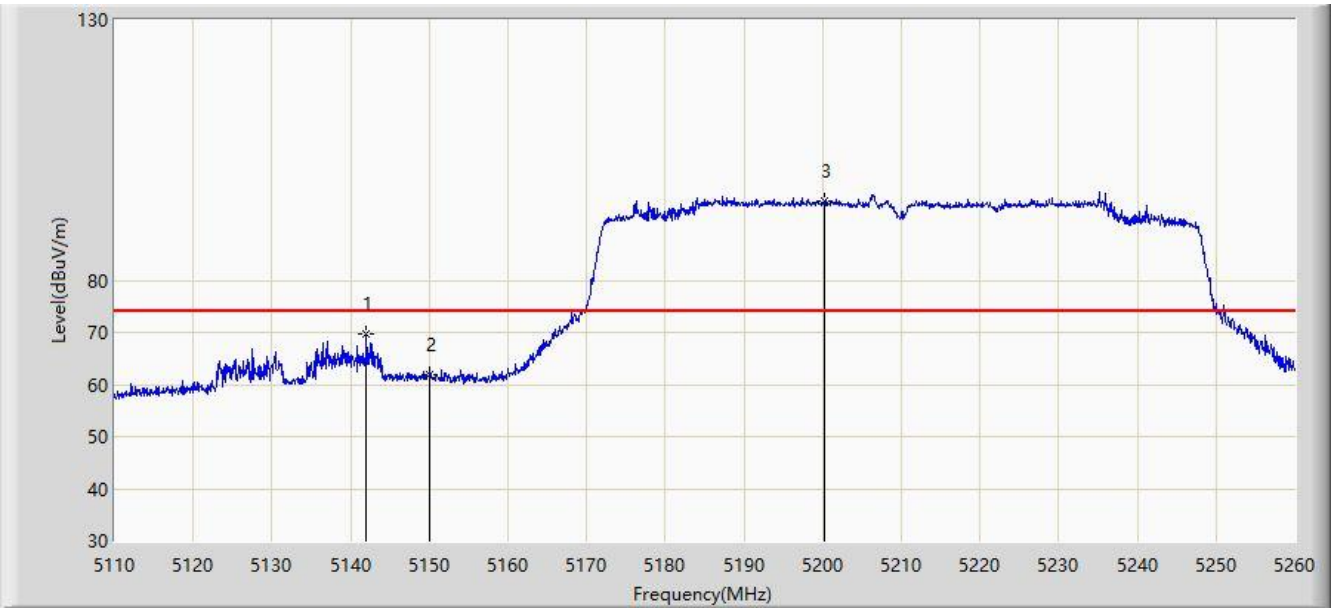

No	Flag	Mark	Frequency (MHz)	Measure Level (dBuV/m)	Reading Level (dBuV)	Margin (dB)	Limit (dBuV/m)	Factor (dB)	Type
1			5142.025	69.606	62.791	-4.394	74.000	6.815	PK
2			5150.000	61.972	55.173	-12.028	74.000	6.799	PK
3		*	5200.150	95.255	88.733	N/A	N/A	6.522	PK

Note: Measure Level (dBµV/m) = Reading Level (dBµV) + Factor (dB)

Factor (dB) = Cable Loss (dB) + Antenna Factor (dB/m) - Pre_Amplifier Gain (dB)

Site: AC1	Time: 2020/04/11 - 17:13
Limit: FCC_Part15.209_RE (3m)	Engineer: Lewis Huang
Probe: AC1_BBHA9120D_1-18GHz	Polarity: Horizontal
EUT: Notebook	Power: AC 120V/60Hz
Test Mode: Transmit by 802.11ac-VHT80 at channel 5210MHz	

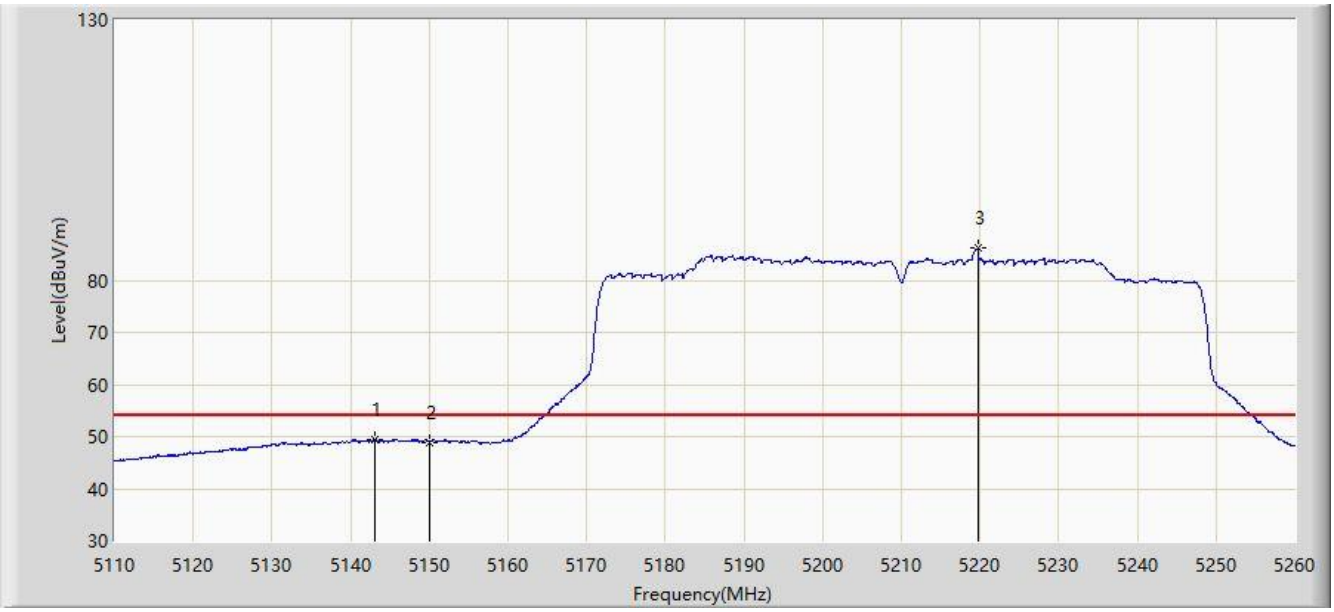

No	Flag	Mark	Frequency (MHz)	Measure Level (dBuV/m)	Reading Level (dBuV)	Margin (dB)	Limit (dBuV/m)	Factor (dB)	Type
1			5143.075	49.512	42.701	-4.488	54.000	6.810	AV
2			5150.000	48.965	42.166	-5.035	54.000	6.799	AV
3		*	5219.725	86.113	79.589	N/A	N/A	6.525	AV

Note: Measure Level (dBµV/m) = Reading Level (dBµV) + Factor (dB)

Factor (dB) = Cable Loss (dB) + Antenna Factor (dB/m) - Pre_Amplifier Gain (dB)

Site: AC1	Time: 2020/04/11 - 17:17
Limit: FCC_Part 15.407_RSE(3m)	Engineer: Lewis Huang
Probe: AC1_BBHA9120D_1-18GHz	Polarity: Horizontal
EUT: Notebook	Power: AC 120V/60Hz
Test Mode: Transmit by 802.11ac-VHT80 at channel 5775MHz	

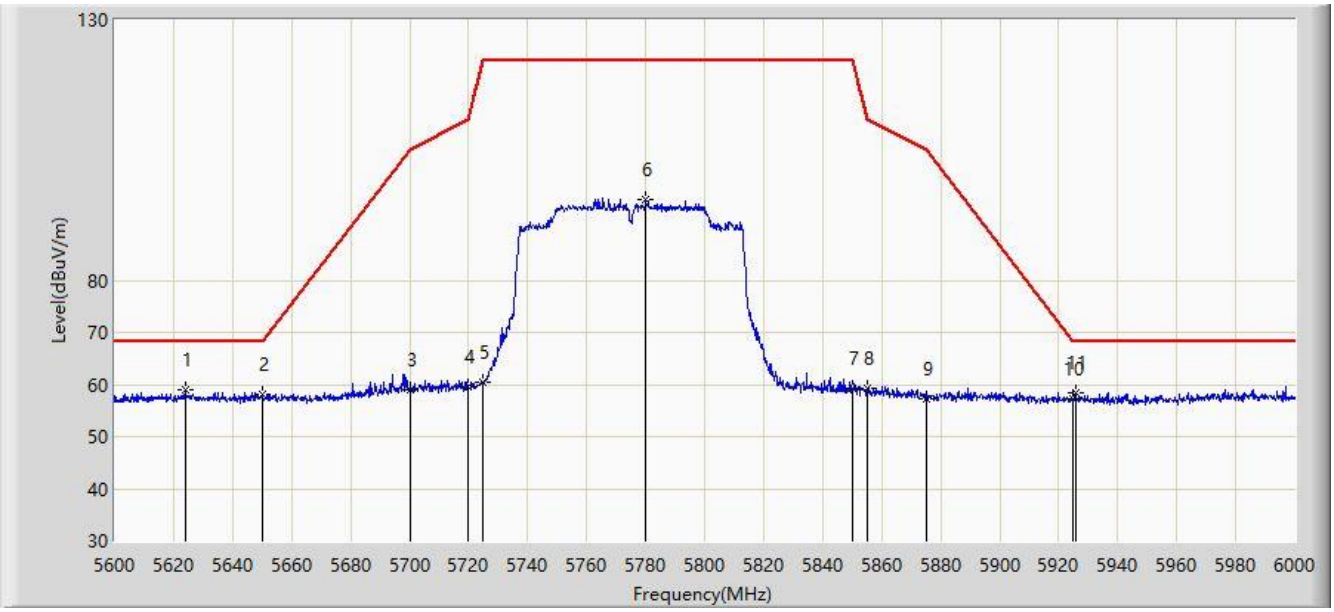

No	Flag	Mark	Frequency (MHz)	Measure Level (dBuV/m)	Reading Level (dBuV)	Margin (dB)	Limit (dBuV/m)	Factor (dB)	Type
1		*	5624.000	59.093	52.062	-9.107	68.200	7.031	PK
2			5650.000	58.040	50.900	-10.160	68.200	7.140	PK
3			5700.000	59.126	51.911	-46.074	105.200	7.215	PK
4			5720.000	59.445	52.172	-51.355	110.800	7.273	PK
5			5725.000	60.560	53.228	-61.640	122.200	7.332	PK
6			5780.200	95.572	88.027	N/A	N/A	7.545	PK
7			5850.000	59.152	51.460	-63.048	122.200	7.692	PK
8			5855.000	59.326	51.682	-51.474	110.800	7.644	PK
9			5875.000	57.377	49.775	-47.823	105.200	7.602	PK
10			5925.000	57.246	49.420	-10.954	68.200	7.826	PK
11			5925.600	58.529	50.706	-9.671	68.200	7.824	PK

Note: Measure Level (dBμV/m) = Reading Level (dBμV) + Factor (dB)

Factor (dB) = Cable Loss (dB) + Antenna Factor (dB/m) - Pre_Amplifier Gain (dB)

Site: AC1	Time: 2020/04/11 - 17:25
Limit: FCC_Part 15.407_RSE(3m)	Engineer: Lewis Huang
Probe: AC1_BBHA9120D_1-18GHz	Polarity: Vertical
EUT: Notebook	Power: AC 120V/60Hz
Test Mode: Transmit by 802.11ac-VHT80 at channel 5775MHz	

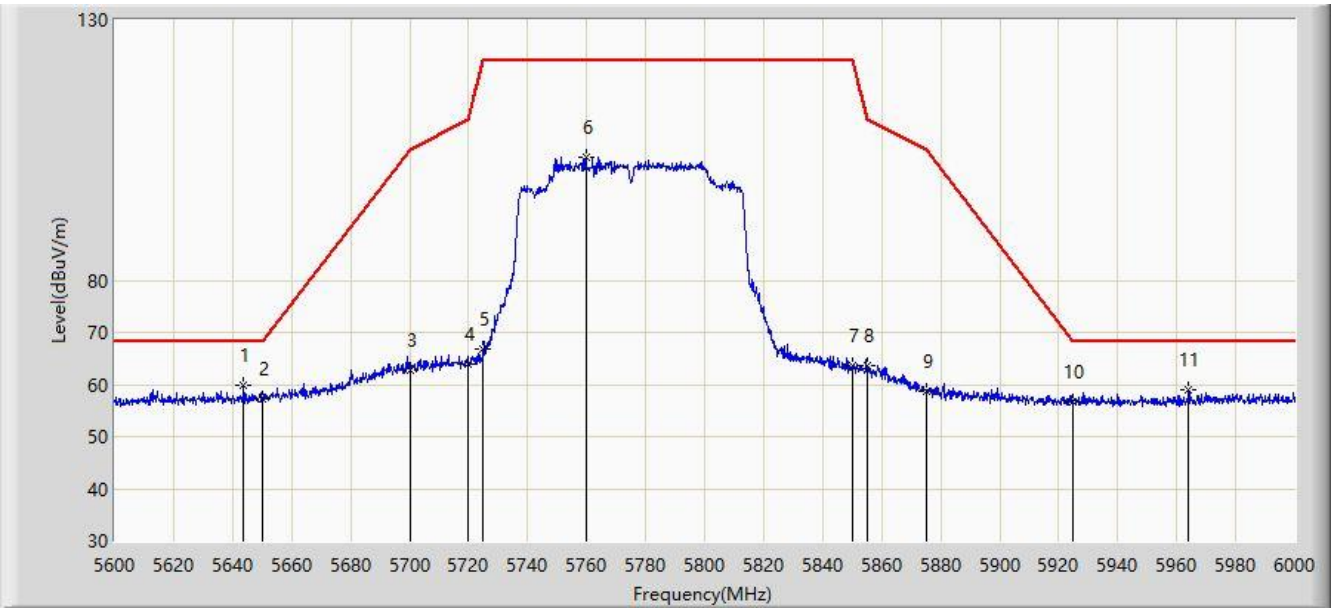

No	Flag	Mark	Frequency (MHz)	Measure Level (dBuV/m)	Reading Level (dBuV)	Margin (dB)	Limit (dBuV/m)	Factor (dB)	Type
1		*	5643.800	59.849	52.842	-8.351	68.200	7.007	PK
2			5650.000	57.288	50.148	-10.912	68.200	7.140	PK
3			5700.000	62.785	55.570	-42.415	105.200	7.215	PK
4			5720.000	64.022	56.749	-46.778	110.800	7.273	PK
5			5725.000	66.886	59.554	-55.314	122.200	7.332	PK
6			5759.800	103.715	96.287	N/A	N/A	7.429	PK
7			5850.000	63.686	55.994	-58.514	122.200	7.692	PK
8			5855.000	63.653	60.424	-47.147	110.800	3.229	PK
9			5875.000	58.821	51.219	-46.379	105.200	7.602	PK
10			5925.000	56.571	48.745	-11.629	68.200	7.826	PK
11			5964.000	59.025	51.416	-9.175	68.200	7.608	PK

Note: Measure Level (dBμV/m) = Reading Level (dBμV) + Factor (dB)

Factor (dB) = Cable Loss (dB) + Antenna Factor (dB/m) - Pre_Amplifier Gain (dB)

7.9. AC Conducted Emissions Measurement

7.9.1.Test Limit

FCC Part 15 Subpart C Paragraph 15.207 Limits		
Frequency (MHz)	QP (dBuV)	AV (dBuV)
0.15 - 0.50	66 - 56	56 - 46
0.50 - 5.0	56	46
5.0 - 30	60	50

Note 1: The lower limit shall apply at the transition frequencies.

Note 2: The limit decreases linearly with the logarithm of the frequency in the range 0.15MHz to 0.5MHz.

7.9.2.Test Setup

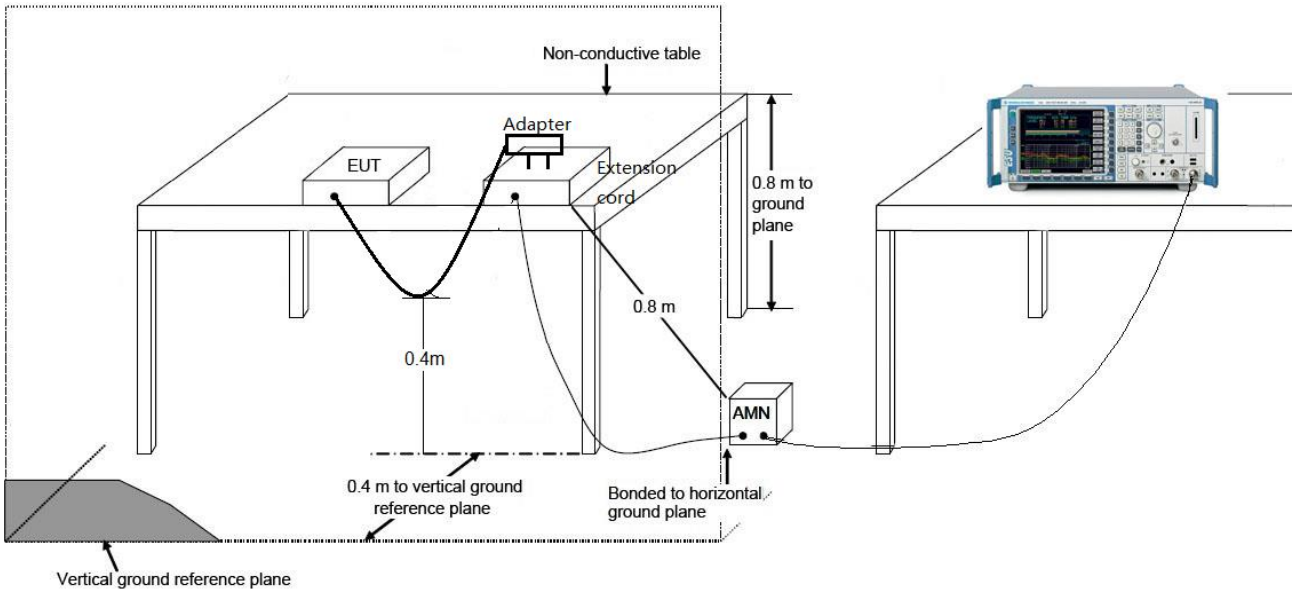

7.9.3.Test Result

Site: SR2	Time: 2020/04/13 - 13:33
Limit: FCC_Part15.207_CE_AC Power	Engineer: Lewis Huang
Probe: ENV216_101683_Filter On	Polarity: Line
EUT: Notebook	Power: AC 120V/60Hz
Worst Mode: Transmit by 802.11a at Channel 5180MHz	

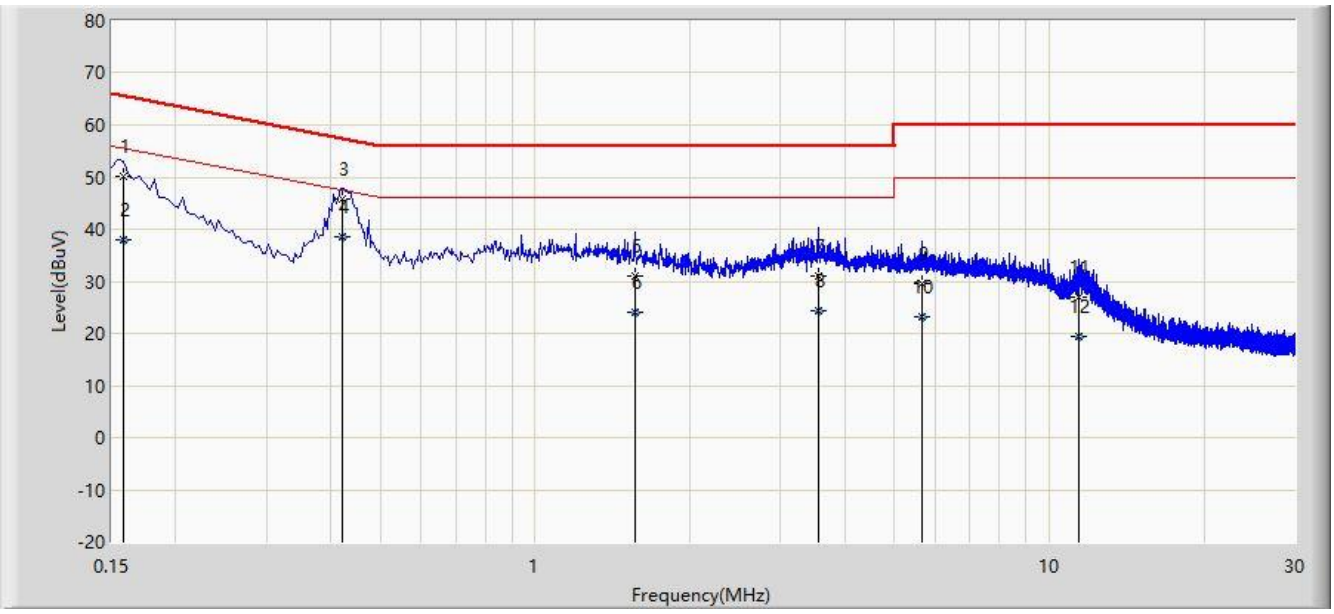

No	Flag	Mark	Frequency (MHz)	Measure Level (dBuV)	Reading Level (dBuV)	Margin (dB)	Limit (dBuV)	Factor (dB)	Type
1			0.158	50.257	39.717	-15.311	65.568	10.540	QP
2			0.158	38.097	27.557	-17.471	55.568	10.540	AV
3			0.422	45.658	35.692	-11.750	57.409	9.966	QP
4		*	0.422	38.692	28.726	-8.717	47.409	9.966	AV
5			1.562	31.067	21.359	-24.933	56.000	9.708	QP
6			1.562	24.180	14.472	-21.820	46.000	9.708	AV
7			3.554	31.016	21.321	-24.984	56.000	9.695	QP
8			3.554	24.286	14.591	-21.714	46.000	9.695	AV
9			5.638	29.635	19.900	-30.365	60.000	9.734	QP
10			5.638	23.113	13.378	-26.887	50.000	9.734	AV
11			11.422	26.958	17.129	-33.042	60.000	9.829	QP
12			11.422	19.312	9.483	-30.688	50.000	9.829	AV

Note: Measure Level (dBµV) = Reading Level (dBµV) + Factor (dB)

Factor (dB) = Cable Loss (dB) + LISN Factor (dB)

Site: SR2	Time: 2020/04/13 - 13:39
Limit: FCC_Part15.207_CE_AC Power	Engineer: Liz Yuan
Probe: ENV216_101683_Filter On	Polarity: Neutral
EUT: Notebook	Power: AC 120V/60Hz
Worst Mode: Transmit by 802.11a at Channel 5180MHz	

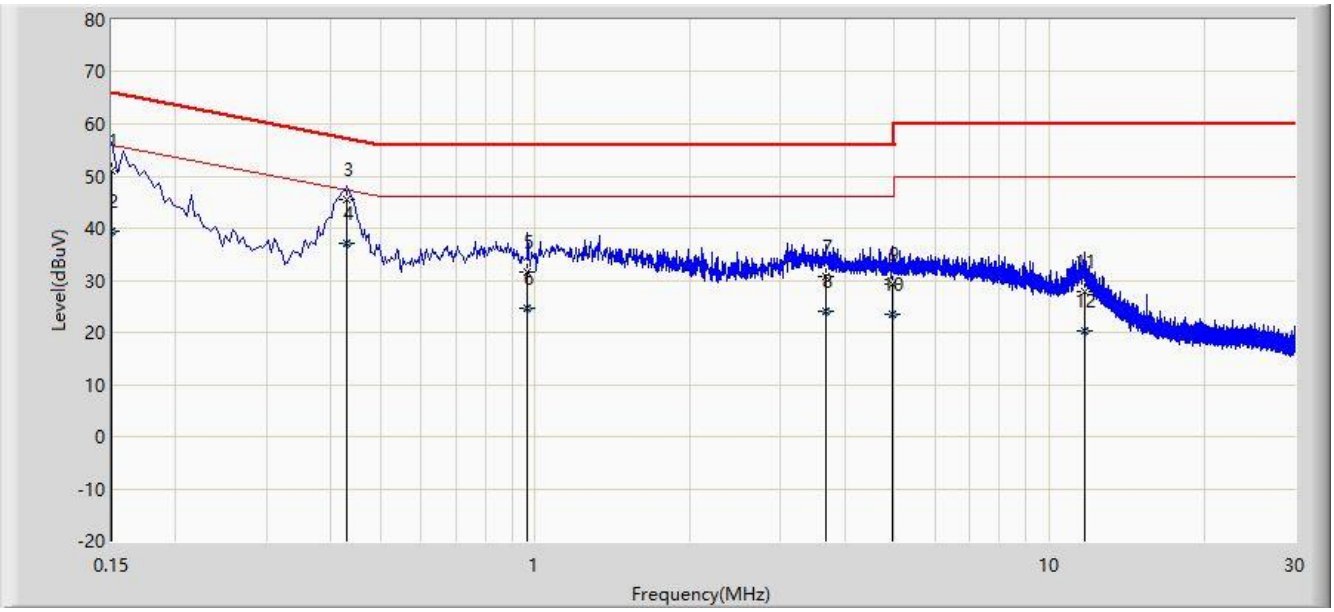

No	Flag	Mark	Frequency (MHz)	Measure Level (dBuV)	Reading Level (dBuV)	Margin (dB)	Limit (dBuV)	Factor (dB)	Type
1			0.150	50.879	40.088	-15.121	66.000	10.791	QP
2			0.150	39.284	28.493	-16.716	56.000	10.791	AV
3			0.430	45.535	35.568	-11.717	57.253	9.967	QP
4		*	0.430	37.212	27.244	-10.041	47.253	9.967	AV
5			0.966	31.629	21.832	-24.371	56.000	9.797	QP
6			0.966	24.526	14.729	-21.474	46.000	9.797	AV
7			3.678	30.624	20.932	-25.376	56.000	9.692	QP
8			3.678	24.031	14.339	-21.969	46.000	9.692	AV
9			4.950	29.280	19.557	-26.720	56.000	9.723	QP
10			4.950	23.342	13.619	-22.658	46.000	9.723	AV
11			11.698	27.689	17.827	-32.311	60.000	9.861	QP
12			11.698	20.434	10.573	-29.566	50.000	9.861	AV

Note: Measure Level (dBμV) = Reading Level (dBμV) + Factor (dB)

Factor (dB) = Cable Loss (dB) + LISN Factor (dB)

8. CONCLUSION

The data collected relate only the item(s) tested and show that the device is in compliance with Part 15E of the FCC Rules.

The End

Appendix A - Test Setup Photograph

Refer to “2004RSU019-UT” file.

Appendix B - EUT Photograph

Refer to “2004RSU019-UE” file.