QUICK START GUIDE

EO-BG950

Samsung U Flex Headphones

Printed in Korea
GH68-47707B Rev.1.0
EU/ASIA Type 03/2017

SAMSUNG

QUICK START GUIDE

EO-BG950

Samsung U Flex Headphones

SAMSUNG

Contents

English.....4

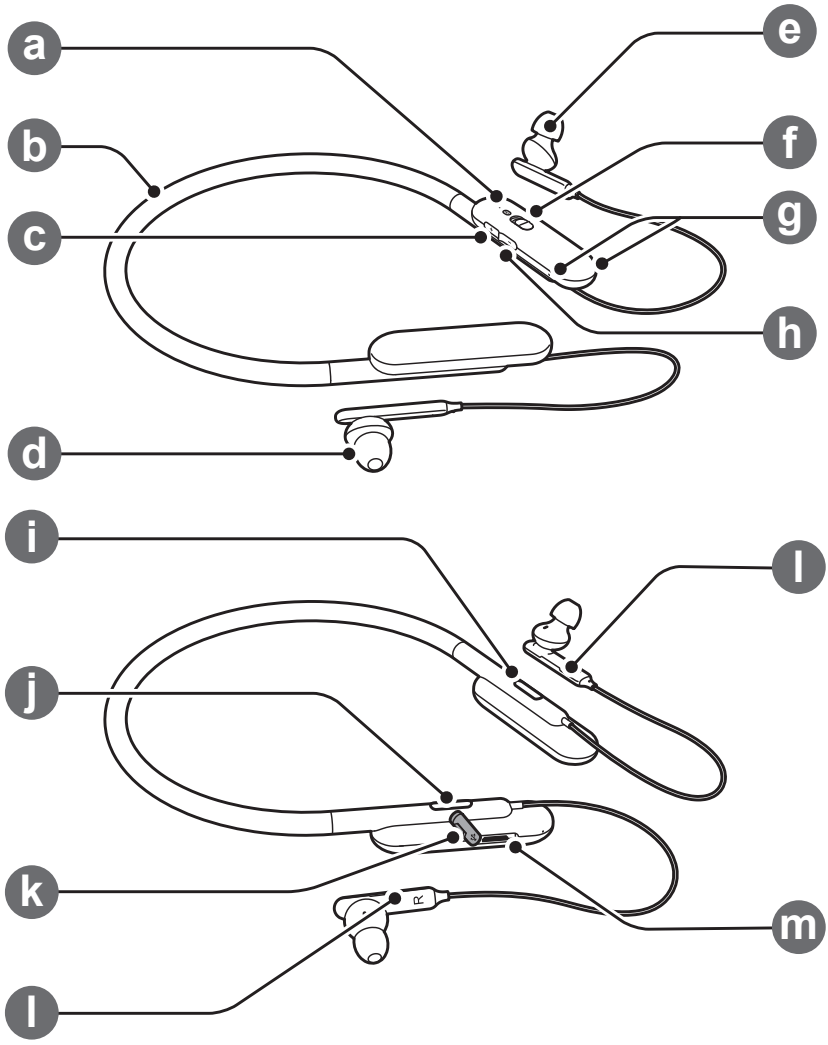
a
b
c
d
e
f
g
h
i
j
k
l
m
l
R

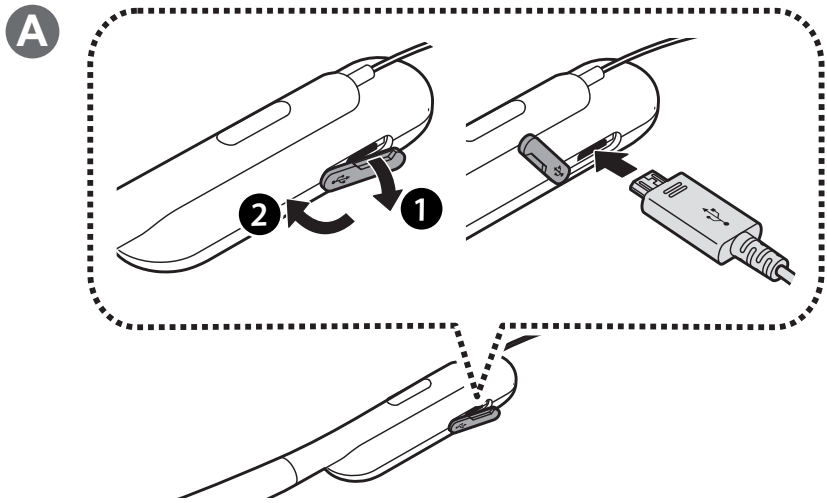
A
2
1

Copyright © 2017 Samsung Electronics
Bluetooth® is a registered trademark of Bluetooth SIG, Inc. worldwide.

- Please read this manual before using the device to ensure safe and proper use.
- Images may differ in appearance from the actual product. Content is subject to change without prior notice. You can access the full user manual for more information. Visit *www.samsung.com* to view device information, the user manual, and more.
- Before using the headset, make sure it is compatible with your device.

Device layout

a	Notification light	h	Volume (-) button
b	Neckband	i	Active button
c	Volume (+) button	j	Play button
d	Left earphone	k	Charger port cover
e	Right earphone	l	Fastening magnet
f	Power switch	m	Charger port
g	Microphone		

Charging the battery

Before using the headset for the first time, you must charge the battery.

Open the charger port cover. Connect the headset to a computer or the USB power adaptor via the USB cable. Plug the USB power adaptor into an electric socket. (A)

Use only Samsung-approved chargers and cables.

- You can charge the headset using the charger (sold separately).
- The charger should remain close to the electric socket and easily accessible while charging.
- The socket-outlet shall be installed near the equipment and shall be easily accessible.

Indicator light identification

- Red: When charging
- Green: When fully charged

Turning the headset on or off

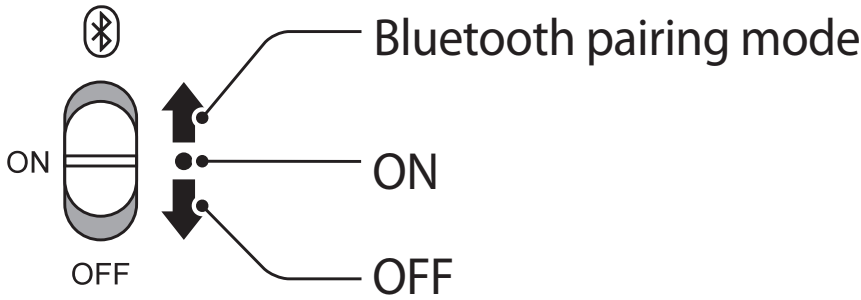

Connecting devices via Bluetooth

You can receive incoming calls or listen to multimedia files when your headset is connected to Bluetooth-enabled devices.

1. Slide the Power switch towards and hold it for approximately three seconds to enter Bluetooth pairing mode.
   The notification light flashes red, green, and blue.

Way 1

2. On your other device, activate the Bluetooth feature and tap **Samsung U Flex (0000)** from the list.

The PIN for the headset is the four-digit number in parenthesis displayed on the other device's Bluetooth settings screen. The number differs depending on the headset.

Way 2

2. Bring the headset and other device closer together to connect them if the device supports Easy pairing.
   The connection pop-up window appears on the mobile device.
   Tap **Connect** to connect the headset and the mobile device.

Ensure that there are no obstacles between the headset and other device. The connection pop-up window may not appear.

Connecting additional devices

The headset can connect to up to two Bluetooth-enabled devices at the same time. For more information, refer to the user manual.

Safety information

Read all safety information before using the device to ensure safe and proper use. To view the full safety information, refer to the Samsung website.

The headset contains magnets in its earbuds. The American Heart Association (US) and the Medicines and Healthcare Products Regulatory Agency (UK) both warn that magnets can affect the operation of implanted pacemakers, cardioverters, defibrillators, insulin pumps or other electro medical devices (collectively, "Medical Device") within the range of 15 cm (6 inches). If you are a user of any of these Medical Devices, DO NOT USE THE HEADSET UNLESS YOU HAVE CONSULTED WITH YOUR PHYSICIAN

Use manufacturer-approved batteries, chargers, accessories, and supplies

Do not touch the device with wet hands

Do not drop or cause an impact to the charger or the device

Do not bend or twist the device excessively

The device can be used in locations with an ambient temperature of 0°C to 35°C. You can store the device at an ambient temperature of -20°C to 50°C. Using or storing the device outside of the recommended temperature ranges may damage the device or reduce the battery's lifespan

Do not allow children or animals to chew or suck the device

Do not disassemble, modify, or repair your device

Do not use a headset while driving or riding. Doing so may distract your attention and cause an accident, or may be illegal depending on your region

To prevent possible hearing damage when using a headset, do not listen to sound at high volume for long periods.

Correct disposal

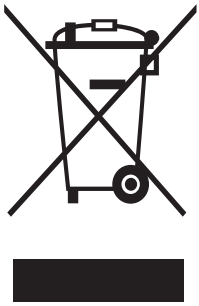

This marking on the product, accessories or literature indicates that the product and its electronic accessories (e.g. charger, headset, USB cable) should not be disposed of with other household waste.

This product is RoHS compliant.



This marking on the battery, manual or packaging indicates that the batteries in this product should not be disposed of with other household waste.

For information on Samsung's environmental commitments and product specific regulatory obligations, e.g. REACH, WEEE, Batteries, visit *samsung.com/uk/aboutsamsung/samsungelectronics/corporatecitizenship/data_corner.html*

Removing the battery

- **To remove the battery, contact an authorised service centre. To obtain battery removal instructions, please visit www.samsung.com/global/ecodesign_energy.**
- For your safety, you **must not attempt to remove** the battery. If the battery is not properly removed, it may lead to damage to the battery and device, cause personal injury, and/or result in the device being unsafe.
- Samsung does not accept liability for any damage or loss (whether in contract or tort, including negligence) which may arise from failure to precisely follow these warnings and instructions, other than death or personal injury caused by Samsung's negligence.

SAMSUNG

Declaration of Conformity

Product details

For the following

Product : Bluetooth Stereo Headset

Model(s) : EO-BG935

Declaration & Applicable standards

We hereby declare, that the product above is in compliance with the essential requirements of the R&TTE Directive (1999/5/EC) by application of:

SAFETY	EN 60950-1 : 2006 + A11 : 2009 + A1 : 2010 + A12 : 2011 + A2 : 2013
SAR	EN 62479 : 2010
EMC	EN 301 489-1 V1.9.2 (09-2011)
	EN 301 489-17 V2.2.1 (09-2012)
RADIO	EN 300 328 V1.9.1 (02-2015)

and the Directive (2011/65/EU) on the restriction of the use of certain hazardous substances in electrical and electronic equipment by application of EN 50581:2012.

Representative in the EU

Samsung Electronics Euro QA Lab.
Blackbushe Business Park
Saxony Way, Yateley, Hampshire
GU46 6GG, UK

2015.09.14 Stephen Colclough / EU Representative

(Place and date of issue) (Name and signature of authorised person)

* This is not the address of Samsung Service Centre. For the address or the phone number of Samsung Service Centre, see the warranty card or contact the retailer where you purchased your product.

FCC Warning Statement

FCC Part 15.19

This device complies with part 15 of the FCC Rules. Operation is subject to the following two conditions: (1) this device may not cause harmful interference, and (2) this device must accept any interference received, including interference that may cause undesired operation.

FCC Part 15.21

Any changes or modifications (including the antennas) to this device that are not expressly approved by the manufacturer may void the user's authority to operate the equipment.

IC Warning Statement

This device complies with Industry Canada licence-exempt RSS standard(s).
Operation is subject to the following two conditions: (1) this device may not cause interference, and (2) this device must accept any interference, including interference that may cause undesired operation of the device.
Le présent appareil est conforme aux CNR d'Industrie Canada applicables aux appareils radio exempts de licence. L'exploitation est autorisée aux deux conditions suivantes : (1) L'appareil ne doit pas produire de brouillage, et (2) L'utilisateur de l'appareil doit accepter tout brouillage radioélectrique subi, même si le brouillage est susceptible d'en compromettre le fonctionnement.

RF Exposure Statement

FCC and IC RF Radiation Exposure Statement: This equipment complies with FCC and IC RF Radiation exposure limits set forth for an uncontrolled environment.
This device and its antenna must not be co-located or operating in conjunction with any other antenna or transmitter.
RF du FCC et IC d'exposition aux radiations: Cet équipement est conforme à l'exposition de FCC et IC rayonnements RF limites é-tablies pour un environnement non contrôlé.
L'antenne pour ce transmetteur ne doit pas être même endroit avec d'autres émetteur sauf conformément à FCC et IC procédures de produits Multi-émetteur.