SAMSUNG
ELECTRONICS

Printed in Korea
E type. 08/2014
A00396. Rev.1.0

SAMSUNG

EB-HN910I

S Charger Vehicle Dock

www.samsung.com

Contents

English 1

This manual's images and content may differ from the product.

Unpack

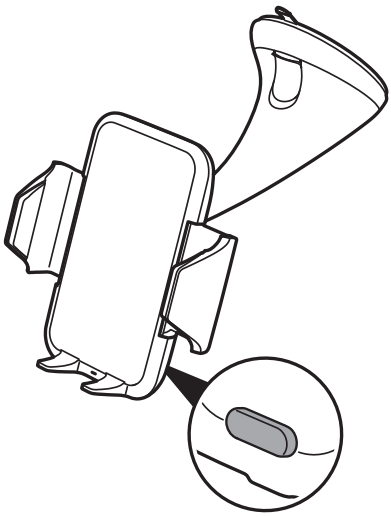

Vehicle dock

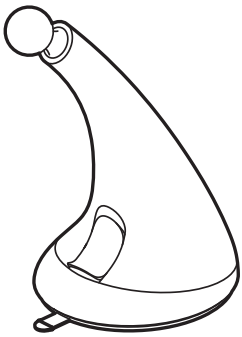

Suction holder

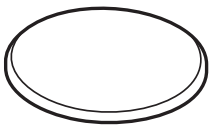

Dashboard pad

Ball joint fastener



Car adapter

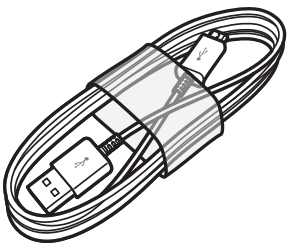

Charging cable

Installing the Vehicle Dock

1 Put the ball joint through the ball joint fastener.

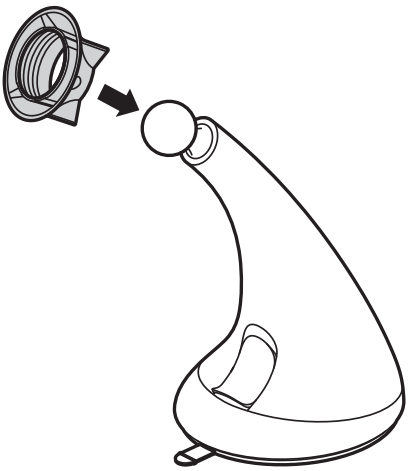

2 Insert the ball joint into the ball joint socket on the back of the vehicle dock. And lock the ball joint by screwing on the ball joint fastener.

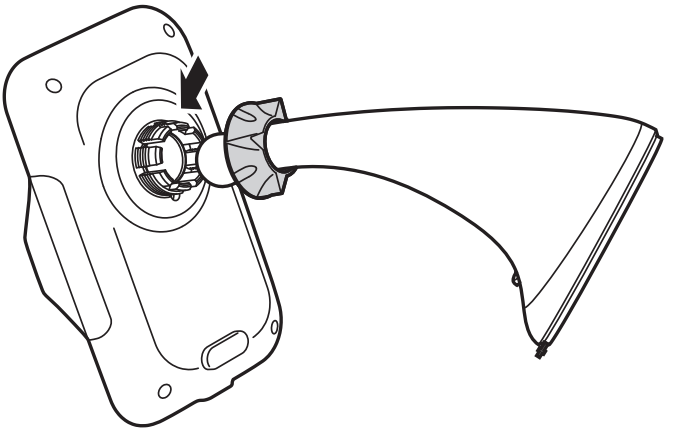

3 Lock the ball joint by screwing on the ball join fastener.

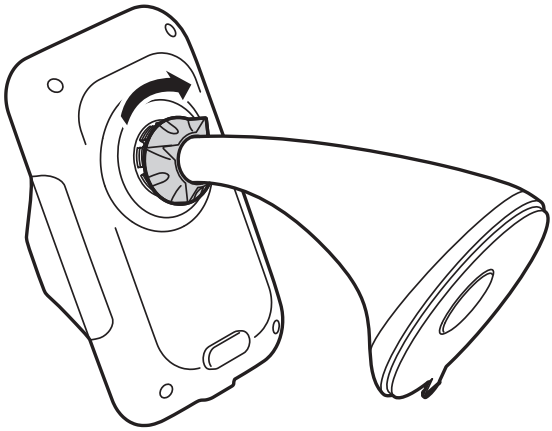

4 Clean and dry the surface where the Vehicle dock will be mounted. Press the suction surface firmly to the window and latch the lever to attach the suction holder.

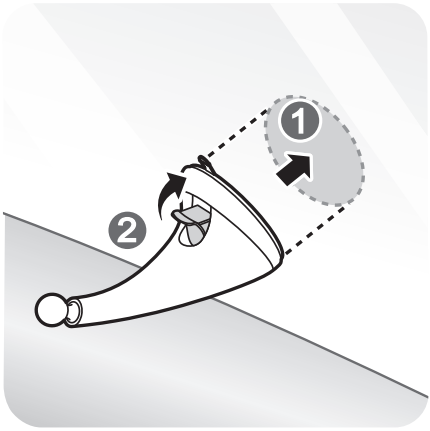

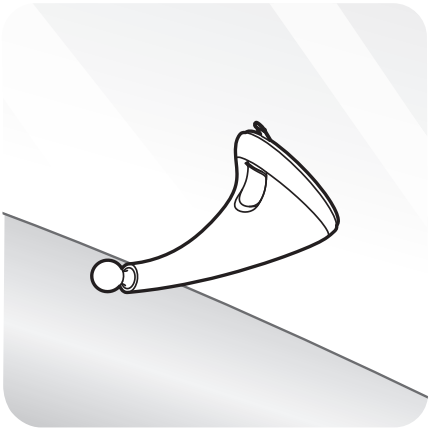

When mounting on the dashboard, press the suction surface firmly to the Dashboard pad and latch the lever to attach the suction holder. Remove the adhesive film from the Dashboard pad, and then press the pad firmly to the dashboard.

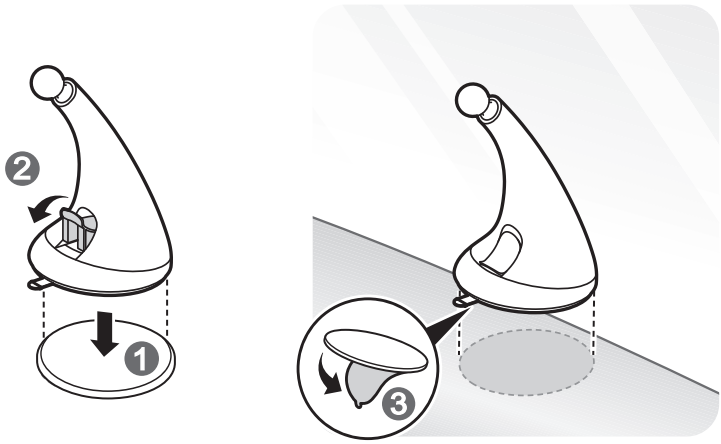

- Carefully choose the installation location. The adhesive on the Dashboard pad is very strong and cannot be easily removed or relocated once attached.
- Attach the Dashboard pad to a flat area of the dashboard. If the Dashboard pad cannot make full contact with the dashboard, it may not properly support the Vehicle dock.
- Do not attach the Dashboard pad to a hot dashboard. Allow the dashboard to cool before installing the Vehicle dock.

5 Adjust the angle of the Vehicle dock.

Using the device

This Vehicle dock is suitable for 1016 mm ~1448 mm Samsung mobile devices.

1 Press the button on the back of the Vehicle dock to open the side grip arms.

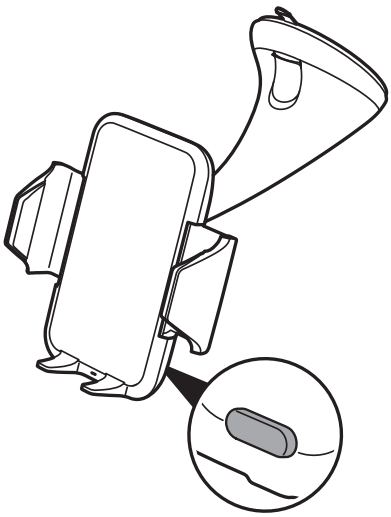

2 Place the mobile device in the Vehicle dock and then press the side grip arms to hold your device.

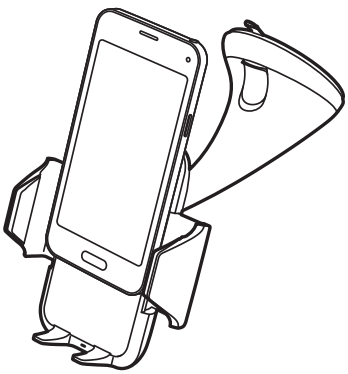

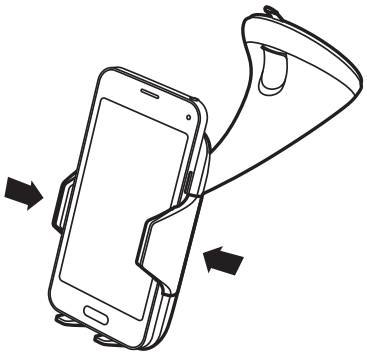

Be careful not to get your finger caught in the side grip arms.

3 Plug the car adapter into the accessory outlet in your vehicle.

4 Connect the large end of the charging cable with the car adapter.

5 Plug the small end of the charging cable into the charger jack of the Vehicle dock.

When the Vehicle dock is connected to the electric socket, the indicator light flashes from red to green to orange, and then turns off.

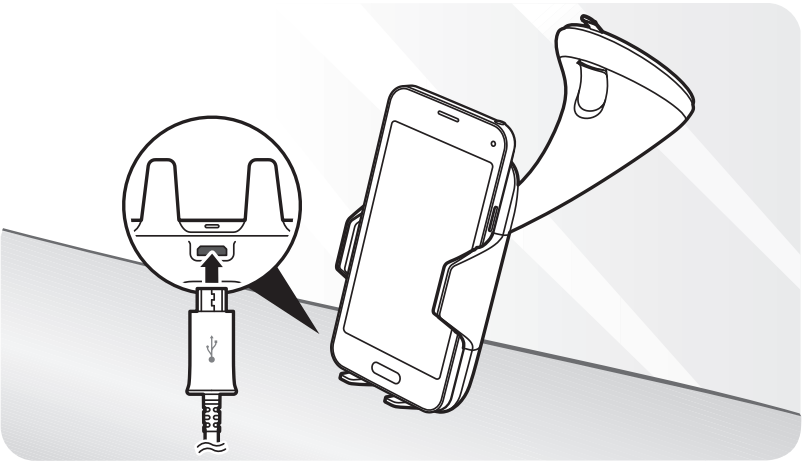

- Use only Samsung-approved chargers. Unauthorised chargers may damage your device or cause the battery to explode.
- Start your vehicle before connecting the car adapter to the Vehicle dock. Temporary voltage surges during ignition may damage the Vehicle dock or the attached mobile device.

Indicator light	Device status
Red → Green → Orange	When connected to the power outlet
Flashes orange	When not charging properly
Green	When charging properly
Flashes green	When using a charger under 2 A
Off	When in Idle mode

The Vehicle dock's indicator light flashes differently depending on its status. If the indicator light is not working properly, reconnect the charger to the Vehicle dock.

6 When your device is fully charged, unplug the charging cable from the Vehicle dock and the car adapter from the accessory outlet.

- Check the mobile device's battery status using the charging icon displayed on the screen.
- The initial charging may not start when the Vehicle dock is left inside a vehicle with high temperature, and the indicator light flashes orange.
- Do not place any other object between the mobile device and the Vehicle dock. The mobile device may not charge properly.
- Charging a mobile device with the Vehicle dock in an area with a weak signal may cause a significant drop in reception.
- The Vehicle dock is compatible with WPC certified devices.

Do not place the Wireless Charging Cover solely on the Vehicle dock

Doing so may overheat the device and cause a fire. It may also result in serious burn or device malfunction.

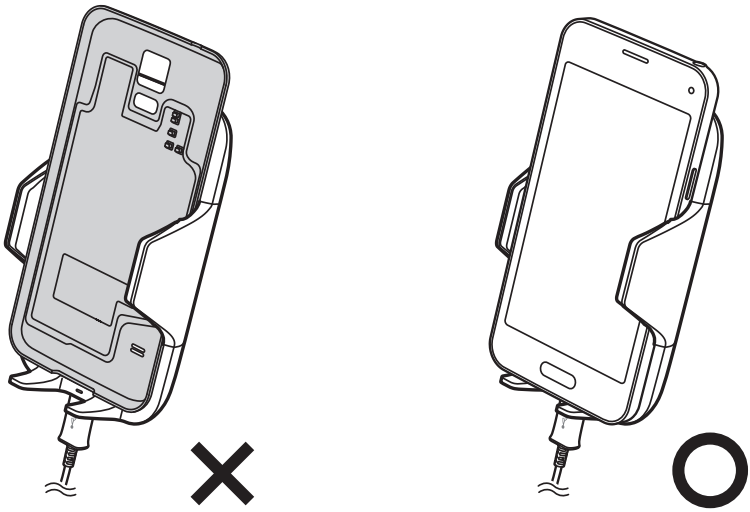

Safety information

To prevent injury to yourself and others or damage to your device, read the safety information about your device before using the device

Samsung cannot be held responsible for any injury or property damage caused by failure to comply with the safety cautions and regulations

Do not use damaged power cords or plugs, or loose electrical sockets

Do not touch the power cord with wet hands or disconnect the charger by pulling the cord

Do not bend or damage the power cord

Do not store your device with metal objects, such as coins, keys, and necklaces

Your device may be scratched or may malfunction.

Do not use your device for a while if the device is overheated

Prolonged exposure of your skin to an overheated device may cause low temperature burn symptoms, such as red spots and pigmentation.

Do not store your device near or in heaters, microwaves, hot cooking equipment, or high pressure containers

Your device may overheat and cause a fire.

Do not drop your device or cause impacts to your device

- Store your device only on flat surfaces.
- If your device falls, it may be damaged.

Do not bite or suck the device

- Doing so may damage the device or result in an explosion or fire.
- Children or animals can choke on small parts.

Do not use the device for anything other than its intended use

Keep your device dry

- Humidity and liquids may damage the parts or electronic circuits in your device.
- If your device is wet, dry the device with a towel and take it to a service centre.

Do not disassemble, modify, or repair your device

- Doing so may cause electric shock.
- Any changes or modifications to your device can void your manufacturer's warranty. If your device needs servicing, take your device to a Samsung Service Centre.

When cleaning your device, mind the following

- Wipe your device or charger with a towel or an eraser.
- Do not use chemicals or detergents. Doing so may discolour or corrode the outside the device or may result in electric shock or fire.

Do not mount your device in any location that interferes with safe operation of the vehicle, as this may lead to an accident

- Install where the driver's vision is not compromised
- Install where the driver or passenger cannot be harmed when the device detaches unexpectedly.
- Avoid installing near or in an airbag deployment area: Improperly installed device can cause serious injury when airbags inflate rapidly

Comply with all safety warning and regulations regarding device usage while operating a vehicle

Position your device within easy reach. Be able to access your wireless device without removing your eyes from the road.

Mount your device on a clean, level surface

Foreign substances on the mounting surface, such as dust or moisture, may result in poor adhesion and failure of the mounting device.

Before operating a vehicle, ensure that the device is securely and properly installed.

For best results, use the device between 10 °C and 50 °C

Extreme temperatures, high humidity, and effects of the vehicle's air conditioner may lower the adhesion of the suction holder and lead to failure of the mounting device.

When not in use, remove and disassemble the device to preserve the adhesion of the suction holder

Leaving the device mounted to the windshield for long periods of time can lead to reduced adhesion, unexpected detachment of the device, and dangerous situations. Remove the device at least once every five days.

Do not mount your device on the windshield in the following conditions

- If the suction surface is melted or deformed from exposure to high temperatures.
- If the suction surface is stiff and inflexible due to exposure to very cold temperatures.
- If the inside surface of the windshield is very hot or moist.
- If the suction surface does not adhere well to the windshield.
- If either the suction surface or the windshield is dirty.

Do not leave the mobile device attached to the device

Do not store your device in very hot areas such as inside a car in the summertime. Doing so may deform the device, result in damage to the device, or cause the battery to explode.

To avoid potentially dangerous situations or damage to your equipment, use only the supplied accessories or those approved by Samsung

Do not use the device during a thunderstorm

Thunderstorms can cause the device to malfunction and increase the risk of electric shock.

Prevent the multipurpose jack and the small end of the charger from contact with conductive materials, such as liquids, dust, metal powders, and pencil leads

Conductive materials may cause a short circuit or corrosion of the terminals, which may result in an explosion or fire.

Correct disposal of this product

(Waste Electrical & Electronic Equipment)

(Applicable in countries with separate collection systems)

This marking on the product, accessories or literature indicates that the product and its electronic accessories (e.g. charger, headset, USB cable) should not be disposed of with other household waste.

To prevent possible harm to the environment or human health from uncontrolled waste disposal, please separate these items from other types of waste and recycle them responsibly to promote the sustainable reuse of material resources.

Household users should contact either the retailer where they purchased this product, or their local government office, for details of where and how they can take these items for environmentally safe recycling.

Business users should contact their supplier and check the terms and conditions of the purchase contract. This product and its electronic accessories should not be mixed with other commercial wastes for disposal.

This product is RoHS compliant.

Declaration of Conformity

Samsung Electronics declares that this device complies with the essential requirements and relevant provisions of Directive 1999/5/EC.

Go to *www.samsung.com/mobile_doc* to view the Declaration of Conformity.

FCC ID: A3LEP-HN910IBU

FCC Part 15.19

This device complies with part 15 of the FCC Rules. Operation is subject to the following two conditions: (1) This device may not cause harmful interference, and (2) this device must accept any interference received, including interference that may cause undesired operation.

FCC Part 15.21

Any changes or modifications (including the antennas) to this device that are not expressly approved by the manufacturer may void the user's authority to operate the equipment.

RF Exposure Statement (2.1091)

FCC RF Radiation Exposure Statement: FCC RF Radiation Exposure Statement: This equipment complies with FCC RF Radiation exposure limits set forth for an uncontrolled environment. This device and its antenna must not be co-located or operating in conjunction with any other antenna or transmitter.

This equipment should be installed and operated with a minimum distance of 20cm between the radiator and your body.

RF du FCC d'exposition aux radiations: Cet équipement est conforme à l'exposition de la FCC rayonnements RF limites établies pour un environnement non contrôlé. L'antenne pour ce transmetteur ne doit pas être même endroit avec d'autres émetteurs sauf conformément à la FCC procédures de produits Multi-émetteur.
Cet équipement doit être installé et utilisé avec une distance minimale de 20cm entre le radiateur et votre corps.

IC: 649E-EPHN910IBU

This device complies with Industry Canada licence-exempt RSS standard(s).
Operation is subject to the following two conditions: (1) this device may not cause interference, and (2) this device must accept any interference, including interference that may cause undesired operation of the device.

Le présent appareil est conforme aux CNR d'Industrie Canada applicables aux appareils radio exempts de licence.
L'exploitation est autorisée aux deux conditions suivantes : (1) l'appareil ne doit pas produire de brouillage, et (2) l'utilisateur de l'appareil doit accepter tout brouillage radioélectrique subi, même si le brouillage est susceptible d'en compromettre le fonctionnement.

Industry Canada RF Radiation Exposure Statement
This equipment complies with Industry Canada RF Radiation exposure limits set forth for an uncontrolled environment. This device and its antenna must not be co-located or operating in conjunction with any other antenna or transmitter.
This equipment should be installed and operated with a minimum distance of 20cm between the radiator and your body.

RF de l'Industrie Canada d'exposition aux radiations: Cet équipement est conforme à l'exposition de l'Industrie Canada rayonnements RF limites établies pour un
environnement non contrôlé. L’antenne pour ce transmetteur ne doit pas être meme endroit avec d’autres émetteurs sauf conformément à l'Industrie Canada procedures de produits Multi-émetteur.
Cet équipement doit être installé et utilisé avec une distance minimale de 20cm entre le radiateur et votre corps.