APPENDIX F: SAR TEST SETUP PHOTOGRAPHS

© 2013 PCTEST Engineering Laboratory, Inc.



SAR Test Setup Photo 1 – Right Cheek

SAR Test Setup Photo 2 – Right Tilt

© 2013 PCTEST Engineering Laboratory, Inc.

SAR Test Setup Photo 3 – Left Cheek

SAR Test Setup Photo – Left Tilt

© 2013 PCTEST Engineering Laboratory, Inc.



SAR Test Setup Photo 5 – Back Side at 1.0 cm

SAR Test Setup Photo 6 – Front Side at 1.0 cm

© 2013 PCTEST Engineering Laboratory, Inc.

SAR Test Setup Photo 7 – Bottom Edge at 1.0 cm

SAR Test Setup Photo 8 – Right Edge at 1.0 cm

© 2013 PCTEST Engineering Laboratory, Inc.

SAR Test Setup Photo 9 – Left Edge at 1.0 cm



SAR Test Setup Photo 10 – Horizontal and Vertical Reference Lines

© 2013 PCTEST Engineering Laboratory, Inc.