APPENDIX D

The Validation Measurements

DUT: Dipole 835 MHz; Serial: 4d050
Program Name: 835MHz Dipole Validation 2012.03.28
Procedure Name: 835MHz @ 100mW
Meas. Ambient Temp(celsius)-22.4,Tissue Temp(celsius)-22.1;Test Date-28/Mar/2012

Communication System: CW; Frequency: 835 MHz;Duty Cycle: 1:1
Medium parameters used: f = 835 MHz; σ = 0.89 mho/m; ε_r = 40.6; ρ = 1000 kg/m^3
Phantom section: Flat Section

DASY5 Configuration:
- Probe: EX3DV4 - SN3537; ConvF(8.61, 8.61, 8.61); Calibrated: 2011-05-24
- Sensor-Surface: 4mm (Mechanical Surface Detection)
- Electronics: DAE4 Sn670; Calibrated: 2012-02-21
- Phantom: SAM PHANTOM #1; Type: SAM; Serial: TP-1603
- Measurement SW: DASY5, V5.0 Build 125; Postprocessing SW: SEMCAD, V13.4 Build 125

835MHz @ 100mW/Area Scan (51x51x1): Measurement grid: dx=20mm, dy=20mm
Maximum value of SAR (interpolated) = 1.05 mW/g

835MHz @ 100mW/Zoom Scan (5x5x7)/Cube 0: Measurement grid: dx=8mm, dy=8mm, dz=5mm
Reference Value = 34.7 V/m; Power Drift = -0.054 dB
Peak SAR (extrapolated) = 1.45 W/kg
SAR(1 g) = 0.977 mW/g; SAR(10 g) = 0.641 mW/g
Maximum value of SAR (measured) = 1.05 mW/g

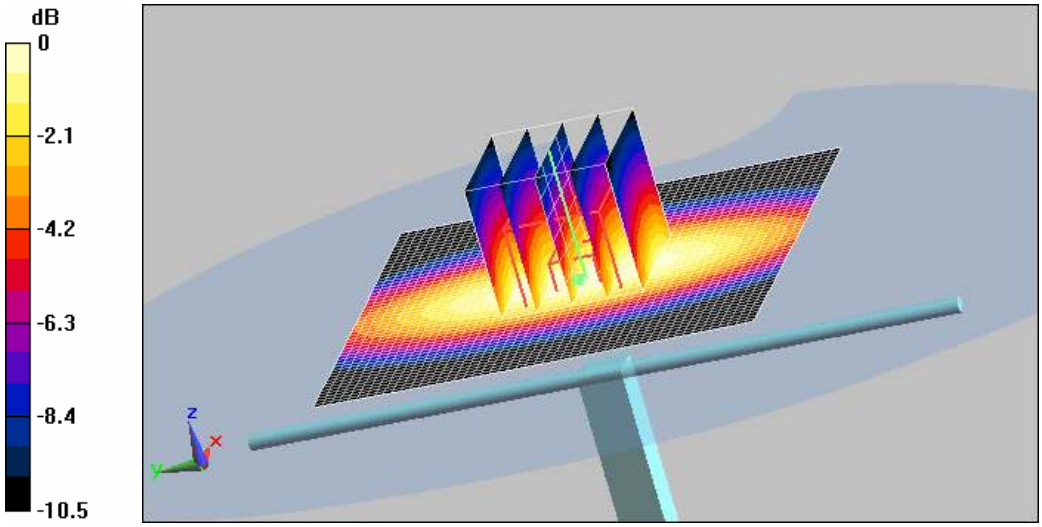

0 dB = 1.05mW/g

DUT: Dipole 835 MHz; Serial: 4d050
Program Name: 835MHz Dipole Validation 2012.03.28
Procedure Name: 835MHz @ 100mW
Meas. Ambient Temp(celsius)-22.3,Tissue Temp(celsius)-22.0;Test Date-28/Mar/2012

Communication System: CW; Frequency: 835 MHz;Duty Cycle: 1:1
Medium parameters used: f = 835 MHz; σ = 0.98 mho/m; ε_r = 53.6; ρ = 1000 kg/m^3
Phantom section: Left Section

DASY5 Configuration:
- Probe: EX3DV4 - SN3537; ConvF(8.45, 8.45, 8.45); Calibrated: 2011-05-24
- Sensor-Surface: 4mm (Mechanical Surface Detection)
- Electronics: DAE4 Sn670; Calibrated: 2012-02-21
- Phantom: Triple Flat Phantom 5.1; Type: Triple Flat Phantom 5.1; Serial: MP-1010
- Measurement SW: DASY5, V5.0 Build 125; Postprocessing SW: SEMCAD, V13.4 Build 125

835MHz @ 100mW/Area Scan (51x51x1): Measurement grid: dx=20mm, dy=20mm
Maximum value of SAR (interpolated) = 1.07 mW/g

835MHz @ 100mW/Zoom Scan (5x5x7)/Cube 0: Measurement grid: dx=8mm, dy=8mm, dz=5mm
Reference Value = 30.9 V/m; Power Drift = 0.183 dB
Peak SAR (extrapolated) = 1.45 W/kg
SAR(1 g) = 0.975 mW/g; SAR(10 g) = 0.637 mW/g
Maximum value of SAR (measured) = 1.05 mW/g

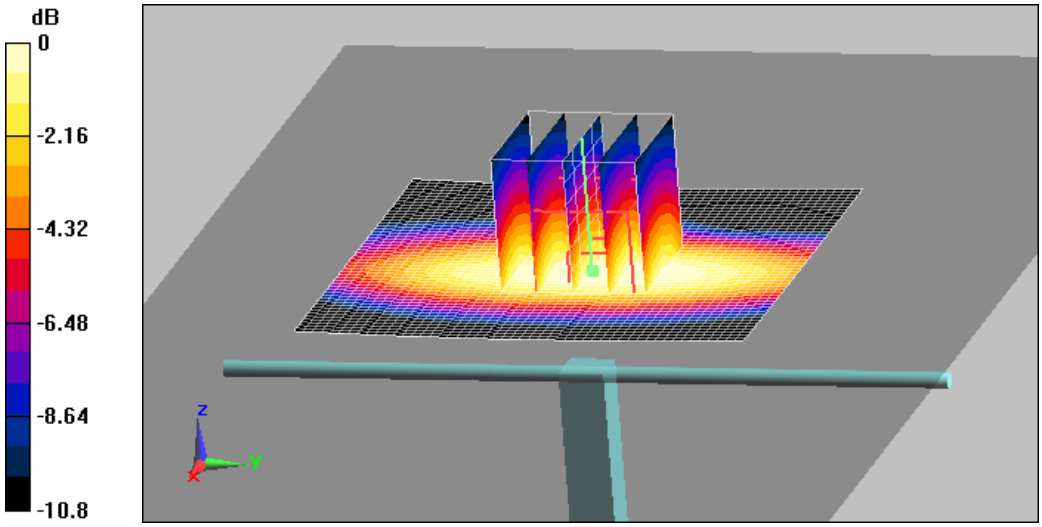

0 dB = 1.05mW/g

DUT: Dipole 1900 MHz; Serial: 5d082
Program Name: 1900MHz Dipole Validation 2012.03.29
Procedure Name: 1900MHz @ 100mW
Meas. Ambient Temp(celsius)-22.6,Tissue Temp(celsius)-22.4;Test Date-29/Mar/2012

Communication System: CW; Frequency: 1900 MHz;Duty Cycle: 1:1
Medium parameters used: f = 1900 MHz; σ = 1.38 mho/m; ε_r = 38.9; ρ = 1000 kg/m^3
Phantom section: Flat Section

DASY5 Configuration:
- Probe: EX3DV4 - SN3537; ConvF(7, 7, 7); Calibrated: 2011-05-24
- Sensor-Surface: 4mm (Mechanical Surface Detection)
- Electronics: DAE4 Sn670; Calibrated: 2012-02-21
- Phantom: SAM PHANTOM #1; Type: SAM; Serial: TP-1603
- Measurement SW: DASY5, V5.0 Build 125; Postprocessing SW: SEMCAD, V13.4 Build 125

1900MHz @ 100mW/Area Scan (51x51x1): Measurement grid: dx=20mm, dy=20mm
Maximum value of SAR (interpolated) = 4.83 mW/g

1900MHz @ 100mW/Zoom Scan (5x5x7)/Cube 0: Measurement grid: dx=8mm, dy=8mm, dz=5mm
Reference Value = 57.2 V/m; Power Drift = 0.00901 dB
Peak SAR (extrapolated) = 7.49 W/kg
SAR(1 g) = 4.03 mW/g; SAR(10 g) = 2.12 mW/g
Maximum value of SAR (measured) = 4.51 mW/g

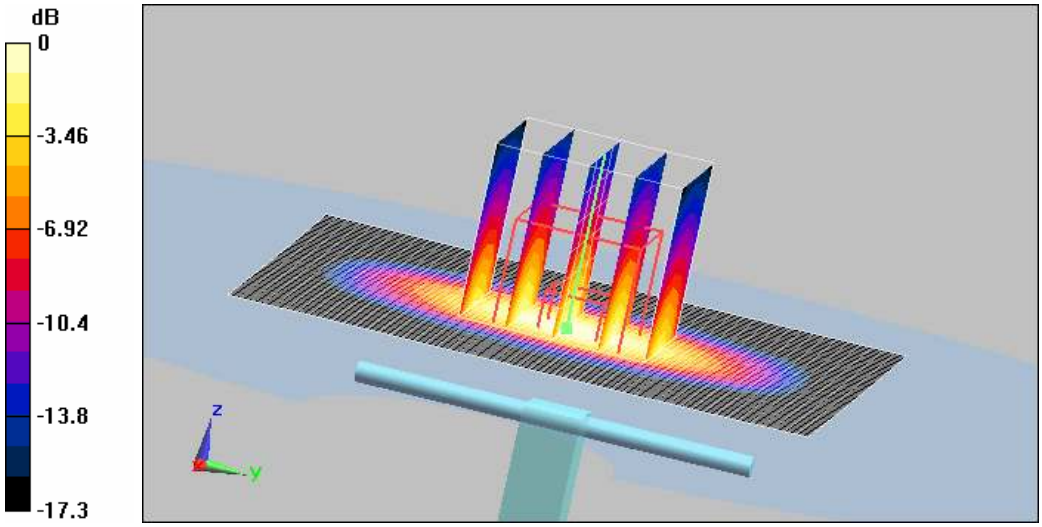

0 dB = 4.51mW/g

DUT: Dipole 1900 MHz; Serial: 5d082
Program Name: 1900MHz Dipole Validation 2012.03.29
Procedure Name: 1900MHz @ 100mW
Meas. Ambient Temp(celsius)-22.4,Tissue Temp(celsius)-22.2;Test Date-29/Mar/2012

Communication System: CW; Frequency: 1900 MHz;Duty Cycle: 1:1
Medium parameters used: f = 1900 MHz; σ = 1.5 mho/m; ε_r = 51.9; ρ = 1000 kg/m^3
Phantom section: Right Section

DASY5 Configuration:
- Probe: EX3DV4 - SN3537; ConvF(7.04, 7.04, 7.04); Calibrated: 2011-05-24
- Sensor-Surface: 4mm (Mechanical Surface Detection)
- Electronics: DAE4 Sn670; Calibrated: 2012-02-21
- Phantom: Triple Flat Phantom 5.1; Type: Triple Flat Phantom 5.1; Serial: MP-1007
- Measurement SW: DASY5, V5.0 Build 125; Postprocessing SW: SEMCAD, V13.4 Build 125

1900MHz @ 100mW/Area Scan (51x51x1): Measurement grid: dx=20mm, dy=20mm
Maximum value of SAR (interpolated) = 5.06 mW/g

1900MHz @ 100mW/Zoom Scan (5x5x7)/Cube 0: Measurement grid: dx=8mm, dy=8mm, dz=5mm
Reference Value = 52.7 V/m; Power Drift = -0.189 dB
Peak SAR (extrapolated) = 7.19 W/kg
SAR(1 g) = 4 mW/g; SAR(10 g) = 2.11 mW/g
Maximum value of SAR (measured) = 4.44 mW/g

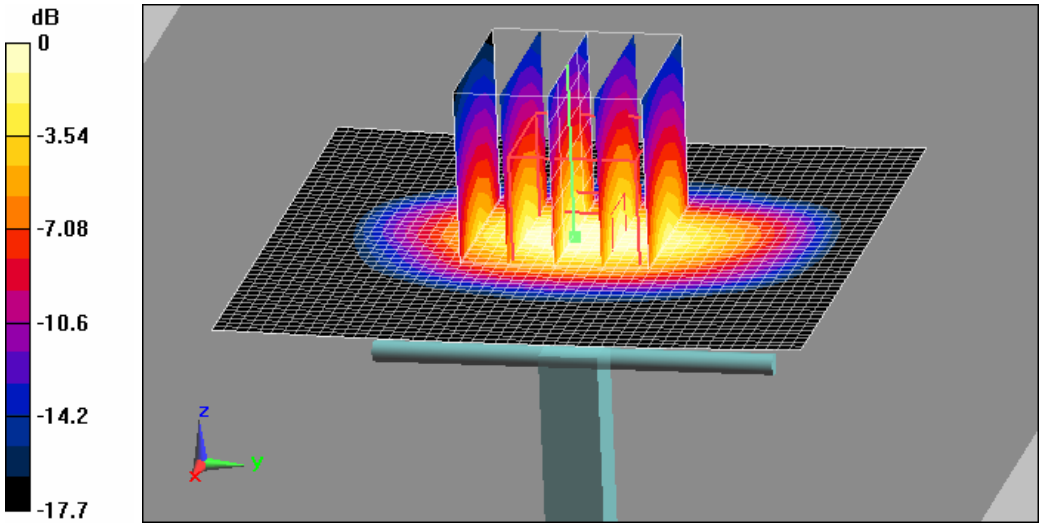

0 dB = 4.44mW/g

DUT: Dipole 2450 MHz; Serial: D2450V2 - SN:708
Program Name: 2450MHz Dipole Validation 2012.05.11
Procedure Name: 2450MHz @ 100mW
Meas. Ambient Temp(celsius)-22.2,Tissue Temp(celsius)-21.9;Test Date-11/May/2012

Communication System: CW; Frequency: 2450 MHz;Duty Cycle: 1:1
Medium parameters used: f = 2450 MHz; σ = 1.86 mho/m; ε_r = 37.2; ρ = 1000 kg/m^3
Phantom section: Flat Section

DASY5 Configuration:
- Probe: EX3DV4 - SN3537; ConvF(6.36, 6.36, 6.36); Calibrated: 2011-05-24
- Sensor-Surface: 4mm (Mechanical Surface Detection)
- Electronics: DAE4 Sn670; Calibrated: 2012-02-21
- Phantom: SAM PHANTOM #2; Type: SAM; Serial: TP-1425
- Measurement SW: DASY5, V5.0 Build 125; Postprocessing SW: SEMCAD, V13.4 Build 125

2450MHz @ 100mW/Area Scan (51x51x1): Measurement grid: dx=20mm, dy=20mm
Maximum value of SAR (interpolated) = 5.67 mW/g

2450MHz @ 100mW/Zoom Scan (5x5x7)/Cube 0: Measurement grid: dx=8mm, dy=8mm, dz=5mm
Reference Value = 57 V/m; Power Drift = 0.041 dB
Peak SAR (extrapolated) = 11.7 W/kg
SAR(1 g) = 5.45 mW/g; SAR(10 g) = 2.51 mW/g
Maximum value of SAR (measured) = 6.1 mW/g

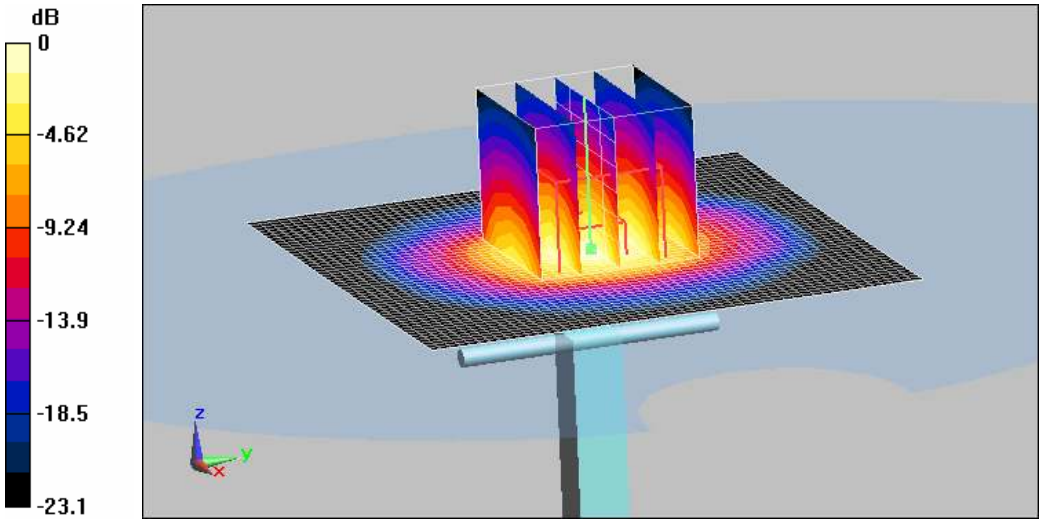

0 dB = 6.1mW/g

DUT: Dipole 2450 MHz; Serial: D2450V2 - SN:708
Program Name: 2450MHz Dipole Validation 2011.05.11
Procedure Name: 2450MHz @ 100mW
Meas. Ambient Temp(celsius)-22.0,Tissue Temp(celsius)-21.7;Test Date-11/May/2012

Communication System: CW; Frequency: 2450 MHz;Duty Cycle: 1:1
Medium parameters used: f = 2450 MHz; σ = 1.95 mho/m; ε_r = 51.1; ρ = 1000 kg/m^3
Phantom section: Right Section

DASY5 Configuration:
- Probe: EX3DV4 - SN3537; ConvF(6.58, 6.58, 6.58); Calibrated: 2011-05-24
- Sensor-Surface: 4mm (Mechanical Surface Detection)
- Electronics: DAE4 Sn670; Calibrated: 2012-02-21
- Phantom: Triple Flat Phantom 5.1; Type: Triple Flat Phantom 5.1; Serial: MP-1007
- Measurement SW: DASY5, V5.0 Build 125; Postprocessing SW: SEMCAD, V13.4 Build 125

2450MHz @ 100mW/Area Scan (51x51x1): Measurement grid: dx=20mm, dy=20mm
Maximum value of SAR (interpolated) = 6.13 mW/g

2450MHz @ 100mW/Zoom Scan (5x5x7)/Cube 0: Measurement grid: dx=8mm, dy=8mm, dz=5mm
Reference Value = 48.8 V/m; Power Drift = -0.227 dB
Peak SAR (extrapolated) = 9.86 W/kg
SAR(1 g) = 4.94 mW/g; SAR(10 g) = 2.32 mW/g
Maximum value of SAR (measured) = 5.57 mW/g

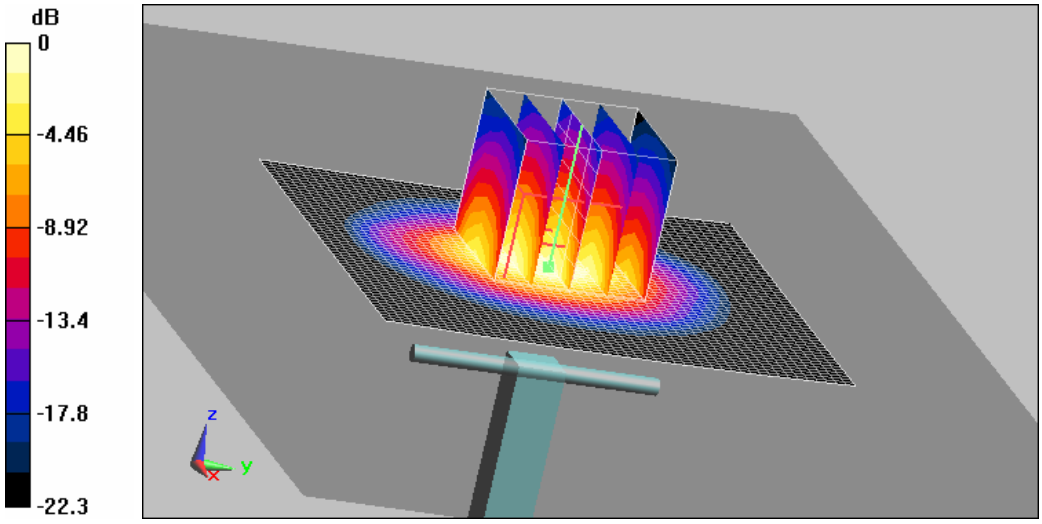

0 dB = 5.57mW/g

APPENDIX E

Plots of The SAR Measurements

DUT: GT-I9300; Serial: FJ-095-A
Program Name: GT-I9300 GSM850 Right (Job No. : FJ-095)
Procedure Name: Cheek/Touch, Ch.190, Ant.Intenna, Bat.Standard
Meas. Ambient Temp(celsius)-22.4,Tissue Temp(celsius)-22.1;Test Date-28/Mar/2012

Communication System: GSM 850; Frequency: 836.6 MHz;Duty Cycle: 1:8.3
Medium parameters used: f = 836.6 MHz; σ = 0.89 mho/m; ε_r = 40.6; ρ = 1000 kg/m^3
Phantom section: Right Section

DASY5 Configuration:
- Probe: EX3DV4 - SN3537; ConvF(8.61, 8.61, 8.61); Calibrated: 2011-05-24
- Sensor-Surface: 2mm (Mechanical Surface Detection)Sensor-Surface: 3mm (Mechanical Surface Detection)
- Electronics: DAE4 Sn670; Calibrated: 2012-02-21
- Phantom: SAM PHANTOM #1; Type: SAM; Serial: TP-1603
- Measurement SW: DASY5, V5.0 Build 125; Postprocessing SW: SEMCAD, V13.4 Build 125

Cheek/Touch, Ch.190, Ant.Intenna, Bat.Standard/Area Scan (51x81x1): Measurement grid: dx=20mm, dy=20mm
Maximum value of SAR (interpolated) = 0.161 mW/g

Cheek/Touch, Ch.190, Ant.Intenna, Bat.Standard/Zoom Scan (5x5x7)/Cube 0:
Measurement grid: dx=8mm, dy=8mm, dz=5mm
Reference Value = 12.8 V/m; Power Drift = -0.00403 dB
Peak SAR (extrapolated) = 0.175 W/kg
SAR(1 g) = 0.140 mW/g; SAR(10 g) = 0.108 mW/g
Maximum value of SAR (measured) = 0.152 mW/g



0 dB = 0.152mW/g

DUT: GT-I9300; Serial: FJ-095-A
Program Name: GT-I9300 GSM850 Right (Job No. : FJ-095)
Procedure Name: Ear/Tilt, Ch.190, Ant.Intenna, Bat.Standard
Meas. Ambient Temp(celsius)-22.4,Tissue Temp(celsius)-22.1;Test Date-28/Mar/2012

Communication System: GSM 850; Frequency: 836.6 MHz;Duty Cycle: 1:8.3
Medium parameters used: f = 836.6 MHz; σ = 0.89 mho/m; ε_r = 40.6; ρ = 1000 kg/m^3
Phantom section: Right Section

DASY5 Configuration:
- Probe: EX3DV4 - SN3537; ConvF(8.61, 8.61, 8.61); Calibrated: 2011-05-24
- Sensor-Surface: 2mm (Mechanical Surface Detection)Sensor-Surface: 3mm (Mechanical Surface Detection)
- Electronics: DAE4 Sn670; Calibrated: 2012-02-21
- Phantom: SAM PHANTOM #1; Type: SAM; Serial: TP-1603
- Measurement SW: DASY5, V5.0 Build 125; Postprocessing SW: SEMCAD, V13.4 Build 125

Ear/Tilt, Ch.190, Ant.Intenna, Bat.Standard/Area Scan (51x81x1): Measurement grid: dx=20mm, dy=20mm
Maximum value of SAR (interpolated) = 0.095 mW/g

Ear/Tilt, Ch.190, Ant.Intenna, Bat.Standard/Zoom Scan (5x5x7)/Cube 0: Measurement grid: dx=8mm, dy=8mm, dz=5mm
Reference Value = 6.42 V/m; Power Drift = -0.199 dB
Peak SAR (extrapolated) = 0.103 W/kg
SAR(1 g) = 0.082 mW/g; SAR(10 g) = 0.063 mW/g
Maximum value of SAR (measured) = 0.090 mW/g



0 dB = 0.090mW/g

DUT: GT-I9300; Serial: FJ-095-A
Program Name: GT-I9300 GSM850 Left (Job No. : FJ-095)
Procedure Name: Cheek/Touch, Ch.190, Ant.Intenna, Bat.Standard
Meas. Ambient Temp(celsius)-22.4,Tissue Temp(celsius)-22.1;Test Date-28/Mar/2012

Communication System: GSM 850; Frequency: 836.6 MHz;Duty Cycle: 1:8.3
Medium parameters used: f = 836.6 MHz; σ = 0.89 mho/m; ε_r = 40.6; ρ = 1000 kg/m^3
Phantom section: Left Section

DASY5 Configuration:
- Probe: EX3DV4 - SN3537; ConvF(8.61, 8.61, 8.61); Calibrated: 2011-05-24
- Sensor-Surface: 2mm (Mechanical Surface Detection)
- Electronics: DAE4 Sn670; Calibrated: 2012-02-21
- Phantom: SAM PHANTOM #1; Type: SAM; Serial: TP-1603
- Measurement SW: DASY5, V5.0 Build 125; Postprocessing SW: SEMCAD, V13.4 Build 125

Cheek/Touch, Ch.190, Ant.Intenna, Bat.Standard/Area Scan (51x81x1): Measurement grid: dx=20mm, dy=20mm
Maximum value of SAR (interpolated) = 0.132 mW/g

Cheek/Touch, Ch.190, Ant.Intenna, Bat.Standard/Zoom Scan (5x5x7)/Cube 0:
Measurement grid: dx=8mm, dy=8mm, dz=5mm
Reference Value = 12.4 V/m; Power Drift = 0.019 dB
Peak SAR (extrapolated) = 0.148 W/kg
SAR(1 g) = 0.119 mW/g; SAR(10 g) = 0.092 mW/g
Maximum value of SAR (measured) = 0.135 mW/g



0 dB = 0.135mW/g

DUT: GT-I9300; Serial: FJ-095-A
Program Name: GT-I9300 GSM850 Left (Job No. : FJ-095)
Procedure Name: Ear/Tilt, Ch.190, Ant.Intenna, Bat.Standard
Meas. Ambient Temp(celsius)-22.4,Tissue Temp(celsius)-22.1;Test Date-28/Mar/2012

Communication System: GSM 850; Frequency: 836.6 MHz;Duty Cycle: 1:8.3
Medium parameters used: f = 836.6 MHz; σ = 0.89 mho/m; ε_r = 40.6; ρ = 1000 kg/m^3
Phantom section: Left Section

DASY5 Configuration:
- Probe: EX3DV4 - SN3537; ConvF(8.61, 8.61, 8.61); Calibrated: 2011-05-24
- Sensor-Surface: 2mm (Mechanical Surface Detection)
- Electronics: DAE4 Sn670; Calibrated: 2012-02-21
- Phantom: SAM PHANTOM #1; Type: SAM; Serial: TP-1603
- Measurement SW: DASY5, V5.0 Build 125; Postprocessing SW: SEMCAD, V13.4 Build 125

Ear/Tilt, Ch.190, Ant.Intenna, Bat.Standard/Area Scan (51x81x1): Measurement grid: dx=20mm, dy=20mm
Maximum value of SAR (interpolated) = 0.088 mW/g

Ear/Tilt, Ch.190, Ant.Intenna, Bat.Standard/Zoom Scan (5x5x7)/Cube 0: Measurement grid: dx=8mm, dy=8mm, dz=5mm
Reference Value = 8.36 V/m; Power Drift = 0.00611 dB
Peak SAR (extrapolated) = 0.094 W/kg
SAR(1 g) = 0.075 mW/g; SAR(10 g) = 0.059 mW/g
Maximum value of SAR (measured) = 0.086 mW/g



0 dB = 0.086mW/g

DUT: GT-I9300; Serial: FJ-095-A
Program Name: GT-I9300 GSM850 Right (Job No. : FJ-095)
Procedure Name: Cheek/Touch, Ch.190, Ant.Intenna, Bat.Standard
Meas. Ambient Temp(celsius)-22.4,Tissue Temp(celsius)-22.1;Test Date-28/Mar/2012

Communication System: GSM 850; Frequency: 836.6 MHz;Duty Cycle: 1:8.3
Medium parameters used: f = 836.6 MHz; σ = 0.89 mho/m; ε_r = 40.6; ρ = 1000 kg/m^3
Phantom section: Right Section

DASY5 Configuration:
- Probe: EX3DV4 - SN3537; ConvF(8.61, 8.61, 8.61); Calibrated: 2011-05-24
- Sensor-Surface: 2mm (Mechanical Surface Detection)Sensor-Surface: 3mm (Mechanical Surface Detection)
- Electronics: DAE4 Sn670; Calibrated: 2012-02-21
- Phantom: SAM PHANTOM #1; Type: SAM; Serial: TP-1603
- Measurement SW: DASY5, V5.0 Build 125; Postprocessing SW: SEMCAD, V13.4 Build 125

Cheek/Touch, Ch.190, Ant.Intenna, Bat.Standard/Area Scan (51x81x1): Measurement grid: dx=20mm, dy=20mm
Maximum value of SAR (interpolated) = 0.161 mW/g

Cheek/Touch, Ch.190, Ant.Intenna, Bat.Standard/Zoom Scan (5x5x7)/Cube 0:
Measurement grid: dx=8mm, dy=8mm, dz=5mm
Reference Value = 12.8 V/m; Power Drift = -0.00403 dB
Peak SAR (extrapolated) = 0.175 W/kg
SAR(1 g) = 0.140 mW/g; SAR(10 g) = 0.108 mW/g
Maximum value of SAR (measured) = 0.152 mW/g

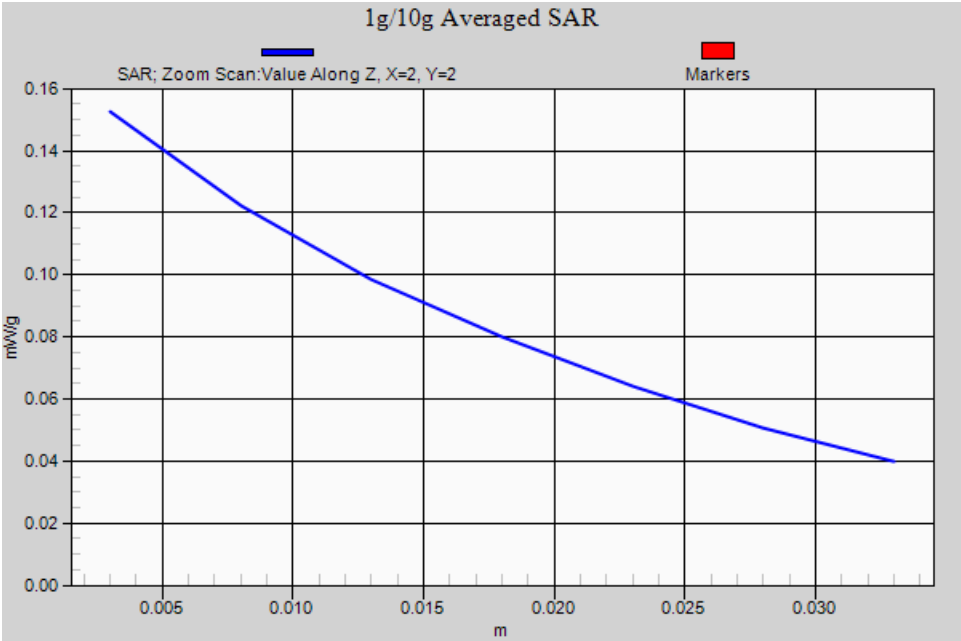

DUT: GT-I9300; Serial: FJ-095-A
Program Name: GT-I9300 GPRS850 Body (Job No. : FJ-095)
Procedure Name: Body, Ch. 190, Ant. Intenna, Bat. Standard, 2Tx, Back, 10mm
Meas. Ambient Temp(celsius)-22.3,Tissue Temp(celsius)-22.0;Test Date-28/Mar/2012

Communication System: GPRS 850; Frequency: 836.6 MHz;Duty Cycle: 1:4.15
Medium parameters used: f = 836.6 MHz; σ = 0.98 mho/m; ε_r = 53.6; ρ = 1000 kg/m^3
Phantom section: Right Section

DASY5 Configuration:
- Probe: EX3DV4 - SN3537; ConvF(8.45, 8.45, 8.45); Calibrated: 2011-05-24
- Sensor-Surface: 2mm (Mechanical Surface Detection)
- Electronics: DAE4 Sn670; Calibrated: 2012-02-21
- Phantom: Triple Flat Phantom 5.1; Type: Triple Flat Phantom 5.1; Serial: MP-1007
- Measurement SW: DASY5, V5.0 Build 125; Postprocessing SW: SEMCAD, V13.4 Build 125

Body, Ch. 190, Ant. Intenna, Bat. Standard, 2Tx, Back, 10mm/Area Scan (51x81x1):
Measurement grid: dx=20mm, dy=20mm
Maximum value of SAR (interpolated) = 0.442 mW/g

Body, Ch. 190, Ant. Intenna, Bat. Standard, 2Tx, Back, 10mm/Zoom Scan (5x5x7)/Cube 0:
Measurement grid: dx=8mm, dy=8mm, dz=5mm
Reference Value = 19 V/m; Power Drift = 0.119 dB
Peak SAR (extrapolated) = 0.489 W/kg
SAR(1 g) = 0.376 mW/g; SAR(10 g) = 0.291 mW/g
Maximum value of SAR (measured) = 0.432 mW/g

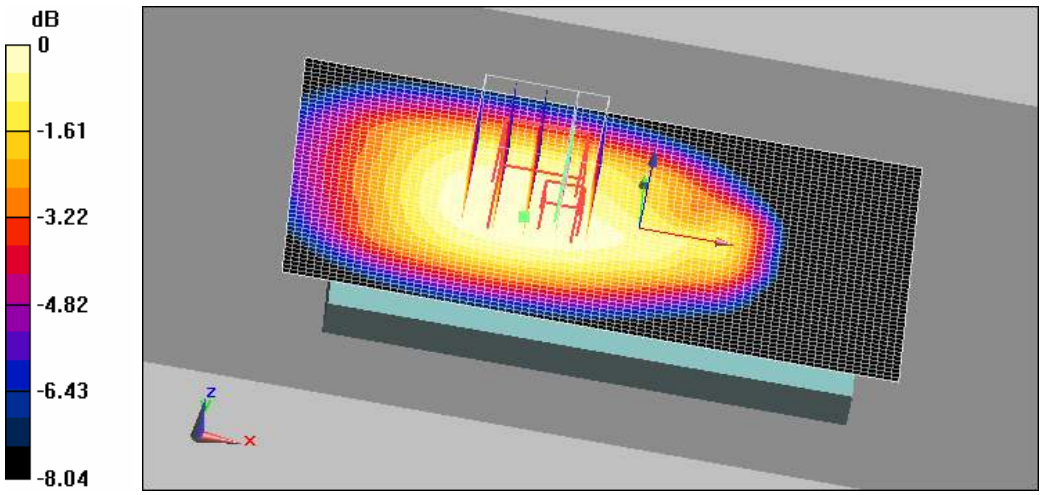

0 dB = 0.432mW/g

DUT: GT-I9300; Serial: FJ-095-A
Program Name: GT-I9300 GPRS850 Body (Job No. : FJ-095)
Procedure Name: Body, Ch. 190, Ant. Intenna, Bat. Standard, 3Tx, Back, 10mm
Meas. Ambient Temp(celsius)-22.3,Tissue Temp(celsius)-22.0;Test Date-28/Mar/2012

Communication System: GPRS 850; Frequency: 836.6 MHz;Duty Cycle: 1:2.767
Medium parameters used: f = 836.6 MHz; σ = 0.98 mho/m; ε_r = 53.6; ρ = 1000 kg/m^3
Phantom section: Right Section

DASY5 Configuration:
- Probe: EX3DV4 - SN3537; ConvF(8.45, 8.45, 8.45); Calibrated: 2011-05-24
- Sensor-Surface: 2mm (Mechanical Surface Detection)
- Electronics: DAE4 Sn670; Calibrated: 2012-02-21
- Phantom: Triple Flat Phantom 5.1; Type: Triple Flat Phantom 5.1; Serial: MP-1007
- Measurement SW: DASY5, V5.0 Build 125; Postprocessing SW: SEMCAD, V13.4 Build 125

Body, Ch. 190, Ant. Intenna, Bat. Standard, 3Tx, Back, 10mm/Area Scan (51x81x1):
Measurement grid: dx=20mm, dy=20mm
Maximum value of SAR (interpolated) = 0.521 mW/g

Body, Ch. 190, Ant. Intenna, Bat. Standard, 3Tx, Back, 10mm/Zoom Scan (5x5x7)/Cube 0:
Measurement grid: dx=8mm, dy=8mm, dz=5mm
Reference Value = 23 V/m; Power Drift = -0.017 dB
Peak SAR (extrapolated) = 0.560 W/kg
SAR(1 g) = 0.450 mW/g; SAR(10 g) = 0.347 mW/g
Maximum value of SAR (measured) = 0.513 mW/g

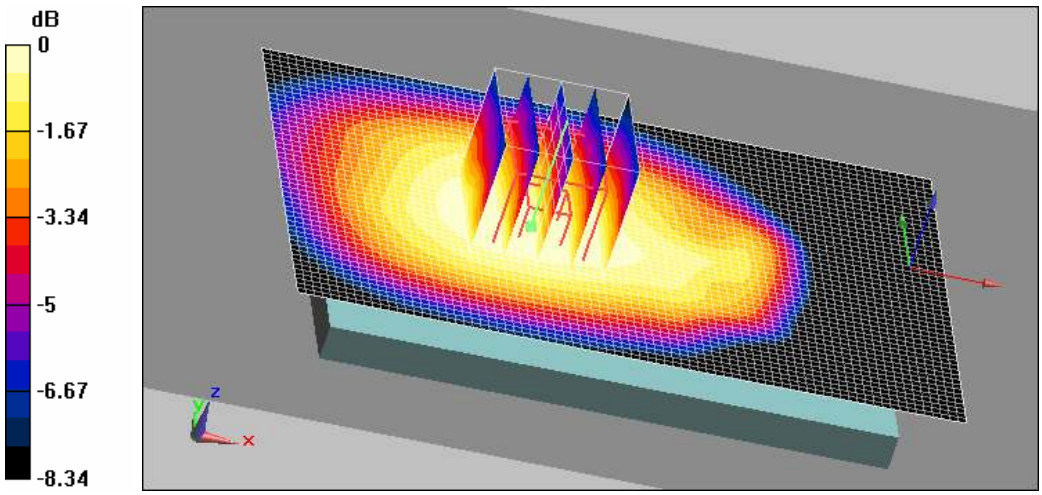

0 dB = 0.513mW/g

DUT: GT-I9300; Serial: FJ-095-A
Program Name: GT-I9300 GPRS850 Body (Job No. : FJ-095)
Procedure Name: Body, Ch. 190, Ant. Intenna, Bat. Standard, 4Tx, Back, 10mm
Meas. Ambient Temp(celsius)-22.3,Tissue Temp(celsius)-22.0;Test Date-28/Mar/2012

Communication System: GPRS 850; Frequency: 836.6 MHz;Duty Cycle: 1:2.075
Medium parameters used: f = 836.6 MHz; σ = 0.98 mho/m; ε_r = 53.6; ρ = 1000 kg/m^3
Phantom section: Right Section

DASY5 Configuration:
- Probe: EX3DV4 - SN3537; ConvF(8.45, 8.45, 8.45); Calibrated: 2011-05-24
- Sensor-Surface: 2mm (Mechanical Surface Detection)
- Electronics: DAE4 Sn670; Calibrated: 2012-02-21
- Phantom: Triple Flat Phantom 5.1; Type: Triple Flat Phantom 5.1; Serial: MP-1007
- Measurement SW: DASY5, V5.0 Build 125; Postprocessing SW: SEMCAD, V13.4 Build 125

Body, Ch. 190, Ant. Intenna, Bat. Standard, 4Tx, Back, 10mm/Area Scan (51x81x1):
Measurement grid: dx=20mm, dy=20mm
Maximum value of SAR (interpolated) = 0.858 mW/g

Body, Ch. 190, Ant. Intenna, Bat. Standard, 4Tx, Back, 10mm/Zoom Scan (5x5x7)/Cube 0:
Measurement grid: dx=8mm, dy=8mm, dz=5mm
Reference Value = 30 V/m; Power Drift = -0.032 dB
Peak SAR (extrapolated) = 1.01 W/kg
SAR(1 g) = 0.755 mW/g; SAR(10 g) = 0.580 mW/g
Maximum value of SAR (measured) = 0.862 mW/g

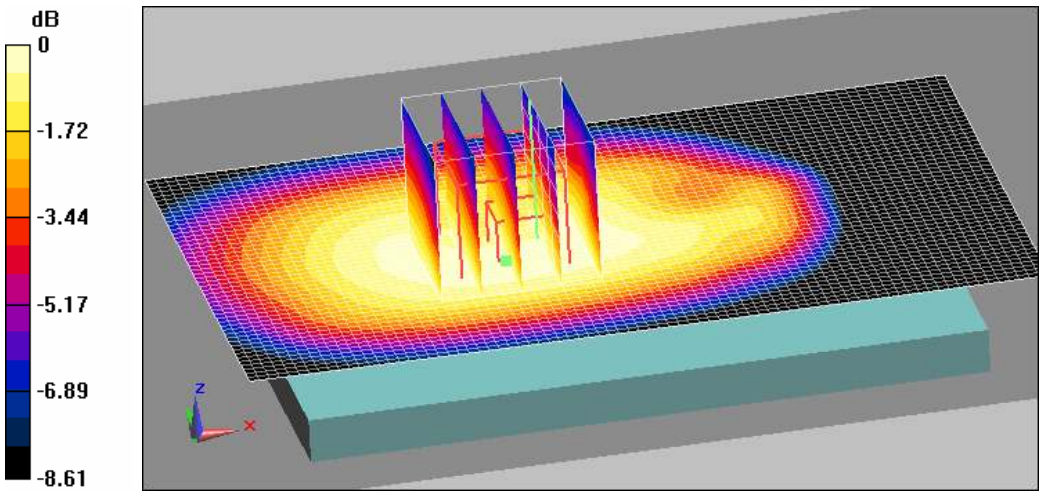

0 dB = 0.862mW/g

DUT: GT-I9300; Serial: FJ-095-A
Program Name: GT-I9300 GPRS850 Body (Job No. : FJ-095)
Procedure Name: Body, Ch. 190, Ant. Intenna, Bat. Standard, 4Tx, Front, 10mm
Meas. Ambient Temp(celsius)-22.3,Tissue Temp(celsius)-22.0;Test Date-28/Mar/2012

Communication System: GPRS 850; Frequency: 836.6 MHz;Duty Cycle: 1:2.075
Medium parameters used: f = 836.6 MHz; σ = 0.98 mho/m; ε_r = 53.6; ρ = 1000 kg/m^3
Phantom section: Right Section

DASY5 Configuration:
- Probe: EX3DV4 - SN3537; ConvF(8.45, 8.45, 8.45); Calibrated: 2011-05-24
- Sensor-Surface: 2mm (Mechanical Surface Detection)
- Electronics: DAE4 Sn670; Calibrated: 2012-02-21
- Phantom: Triple Flat Phantom 5.1; Type: Triple Flat Phantom 5.1; Serial: MP-1007
- Measurement SW: DASY5, V5.0 Build 125; Postprocessing SW: SEMCAD, V13.4 Build 125

Body, Ch. 190, Ant. Intenna, Bat. Standard, 4Tx, Front, 10mm/Area Scan (51x81x1):
Measurement grid: dx=20mm, dy=20mm
Maximum value of SAR (interpolated) = 0.268 mW/g

Body, Ch. 190, Ant. Intenna, Bat. Standard, 4Tx, Front, 10mm/Zoom Scan (5x5x7)/Cube 0: Measurement grid: dx=8mm, dy=8mm, dz=5mm
Reference Value = 16.7 V/m; Power Drift = -0.00841 dB
Peak SAR (extrapolated) = 0.290 W/kg
SAR(1 g) = 0.231 mW/g; SAR(10 g) = 0.178 mW/g
Maximum value of SAR (measured) = 0.264 mW/g

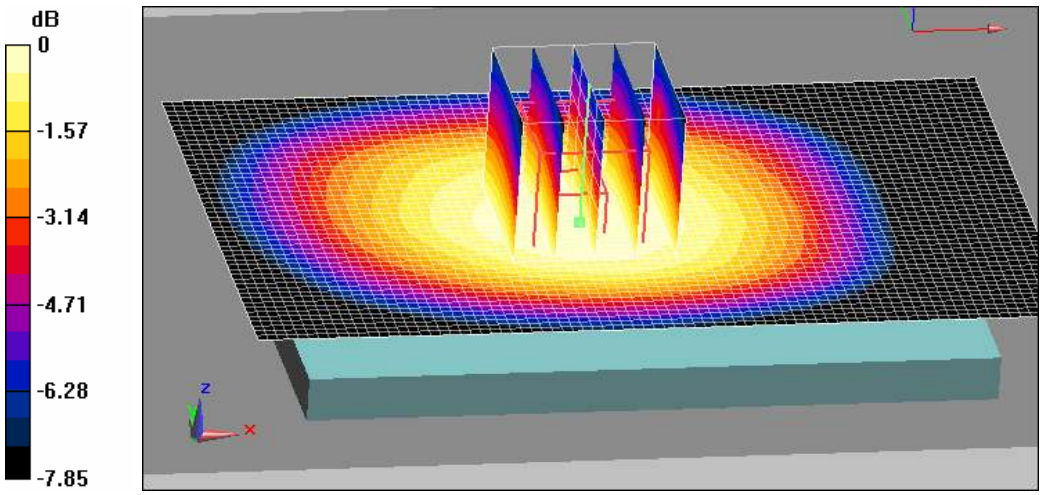

0 dB = 0.264mW/g

DUT: GT-I9300; Serial: FJ-095-A
Program Name: GT-I9300 GPRS850 Body (Job No. : FJ-095)
Procedure Name: Body, Ch. 190, Ant. Intenna, Bat. Standard, 4Tx, Left, 10mm
Meas. Ambient Temp(celsius)-22.3,Tissue Temp(celsius)-22.0;Test Date-28/Mar/2012

Communication System: GPRS 850; Frequency: 836.6 MHz;Duty Cycle: 1:2.075
Medium parameters used: f = 836.6 MHz; σ = 0.98 mho/m; ε_r = 53.6; ρ = 1000 kg/m^3
Phantom section: Right Section

DASY5 Configuration:
- Probe: EX3DV4 - SN3537; ConvF(8.45, 8.45, 8.45); Calibrated: 2011-05-24
- Sensor-Surface: 2mm (Mechanical Surface Detection)
- Electronics: DAE4 Sn670; Calibrated: 2012-02-21
- Phantom: Triple Flat Phantom 5.1; Type: Triple Flat Phantom 5.1; Serial: MP-1007
- Measurement SW: DASY5, V5.0 Build 125; Postprocessing SW: SEMCAD, V13.4 Build 125

Body, Ch. 190, Ant. Intenna, Bat. Standard, 4Tx, Left, 10mm/Area Scan (41x81x1):
Measurement grid: dx=20mm, dy=20mm
Maximum value of SAR (interpolated) = 0.290 mW/g

Body, Ch. 190, Ant. Intenna, Bat. Standard, 4Tx, Left, 10mm/Zoom Scan (5x5x7)/Cube 0:
Measurement grid: dx=8mm, dy=8mm, dz=5mm
Reference Value = 16.9 V/m; Power Drift = 0.056 dB
Peak SAR (extrapolated) = 0.318 W/kg
SAR(1 g) = 0.228 mW/g; SAR(10 g) = 0.157 mW/g
Maximum value of SAR (measured) = 0.279 mW/g

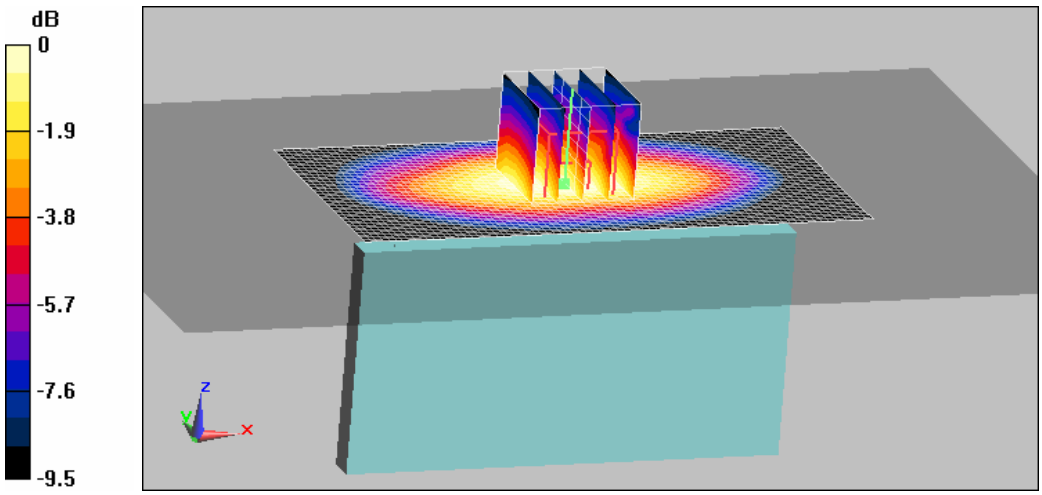

0 dB = 0.279mW/g

DUT: GT-I9300; Serial: FJ-095-A
Program Name: GT-I9300 GPRS850 Body (Job No. : FJ-095)
Procedure Name: Body, Ch. 190, Ant. Intenna, Bat. Standard, 4Tx, Right, 10mm
Meas. Ambient Temp(celsius)-22.3,Tissue Temp(celsius)-22.0;Test Date-28/Mar/2012

Communication System: GPRS 850; Frequency: 836.6 MHz;Duty Cycle: 1:2.075
Medium parameters used: f = 836.6 MHz; σ = 0.98 mho/m; ε_r = 53.6; ρ = 1000 kg/m^3
Phantom section: Right Section

DASY5 Configuration:
- Probe: EX3DV4 - SN3537; ConvF(8.45, 8.45, 8.45); Calibrated: 2011-05-24
- Sensor-Surface: 2mm (Mechanical Surface Detection)
- Electronics: DAE4 Sn670; Calibrated: 2012-02-21
- Phantom: Triple Flat Phantom 5.1; Type: Triple Flat Phantom 5.1; Serial: MP-1007
- Measurement SW: DASY5, V5.0 Build 125; Postprocessing SW: SEMCAD, V13.4 Build 125

Body, Ch. 190, Ant. Intenna, Bat. Standard, 4Tx, Right, 10mm/Area Scan (41x81x1):
Measurement grid: dx=20mm, dy=20mm
Maximum value of SAR (interpolated) = 0.340 mW/g

Body, Ch. 190, Ant. Intenna, Bat. Standard, 4Tx, Right, 10mm/Zoom Scan (5x5x7)/Cube 0:
Measurement grid: dx=8mm, dy=8mm, dz=5mm
Reference Value = 18.1 V/m; Power Drift = -0.076 dB
Peak SAR (extrapolated) = 0.397 W/kg
SAR(1 g) = 0.281 mW/g; SAR(10 g) = 0.194 mW/g
Maximum value of SAR (measured) = 0.344 mW/g

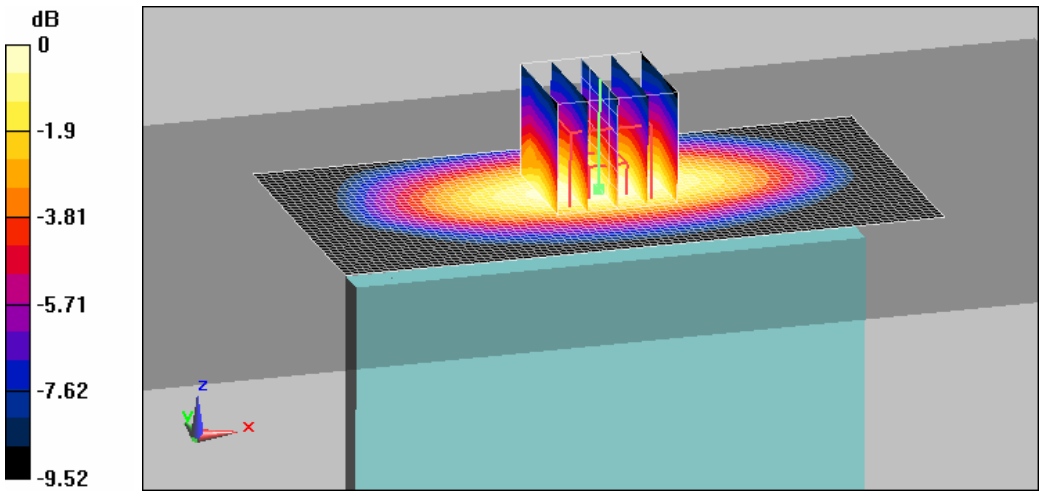

0 dB = 0.344mW/g

DUT: GT-I9300; Serial: FJ-095-A
Program Name: GT-I9300 GPRS850 Body (Job No. : FJ-095)
Procedure Name: Body, Ch. 190, Ant. Intenna, Bat. Standard, 4Tx, Bottom, 10mm
Meas. Ambient Temp(celsius)-22.3,Tissue Temp(celsius)-22.0;Test Date-28/Mar/2012

Communication System: GPRS 850; Frequency: 836.6 MHz;Duty Cycle: 1:2.075
Medium parameters used: f = 836.6 MHz; σ = 0.98 mho/m; ε_r = 53.6; ρ = 1000 kg/m^3
Phantom section: Right Section

DASY5 Configuration:
- Probe: EX3DV4 - SN3537; ConvF(8.45, 8.45, 8.45); Calibrated: 2011-05-24
- Sensor-Surface: 2mm (Mechanical Surface Detection)
- Electronics: DAE4 Sn670; Calibrated: 2012-02-21
- Phantom: Triple Flat Phantom 5.1; Type: Triple Flat Phantom 5.1; Serial: MP-1007
- Measurement SW: DASY5, V5.0 Build 125; Postprocessing SW: SEMCAD, V13.4 Build 125

Body, Ch. 190, Ant. Intenna, Bat. Standard, 4Tx, Bottom, 10mm/Area Scan (91x51x1):
Measurement grid: dx=15mm, dy=15mm
Maximum value of SAR (interpolated) = 0.061 mW/g

Body, Ch. 190, Ant. Intenna, Bat. Standard, 4Tx, Bottom, 10mm/Zoom Scan (5x5x7)/Cube 0: Measurement grid: dx=8mm, dy=8mm, dz=5mm
Reference Value = 3.91 V/m; Power Drift = -0.136 dB
Peak SAR (extrapolated) = 0.038 W/kg
SAR(1 g) = 0.017 mW/g; SAR(10 g) = 0.010 mW/g
Maximum value of SAR (measured) = 0.024 mW/g

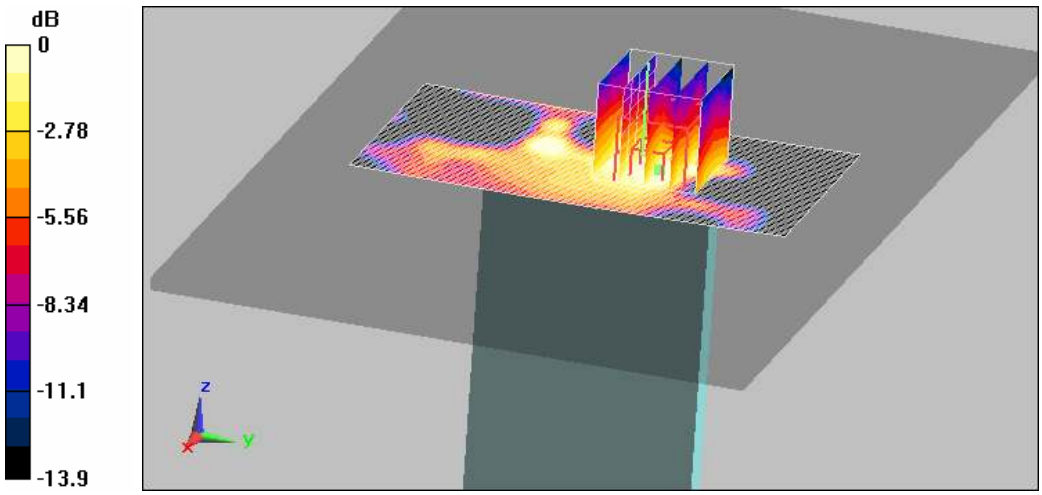

0 dB = 0.024mW/g

DUT: GT-I9300; Serial: FJ-095-A
Program Name: GT-I9300 GPRS850 Body (Job No. : FJ-095)
Procedure Name: Body, Ch. 190, Ant. Intenna, Bat. Standard, 4Tx, Back, 10mm
Meas. Ambient Temp(celsius)-22.3,Tissue Temp(celsius)-22.0;Test Date-28/Mar/2012

Communication System: GPRS 850; Frequency: 836.6 MHz;Duty Cycle: 1:2.075
Medium parameters used: f = 836.6 MHz; σ = 0.98 mho/m; ε_r = 53.6; ρ = 1000 kg/m^3
Phantom section: Right Section

DASY5 Configuration:
- Probe: EX3DV4 - SN3537; ConvF(8.45, 8.45, 8.45); Calibrated: 2011-05-24
- Sensor-Surface: 2mm (Mechanical Surface Detection)
- Electronics: DAE4 Sn670; Calibrated: 2012-02-21
- Phantom: Triple Flat Phantom 5.1; Type: Triple Flat Phantom 5.1; Serial: MP-1007
- Measurement SW: DASY5, V5.0 Build 125; Postprocessing SW: SEMCAD, V13.4 Build 125

Body, Ch. 190, Ant. Intenna, Bat. Standard, 4Tx, Back, 10mm/Area Scan (51x81x1):
Measurement grid: dx=20mm, dy=20mm
Maximum value of SAR (interpolated) = 0.858 mW/g

Body, Ch. 190, Ant. Intenna, Bat. Standard, 4Tx, Back, 10mm/Zoom Scan (5x5x7)/Cube 0:
Measurement grid: dx=8mm, dy=8mm, dz=5mm
Reference Value = 30 V/m; Power Drift = -0.032 dB
Peak SAR (extrapolated) = 1.01 W/kg
SAR(1 g) = 0.755 mW/g; SAR(10 g) = 0.580 mW/g
Maximum value of SAR (measured) = 0.862 mW/g

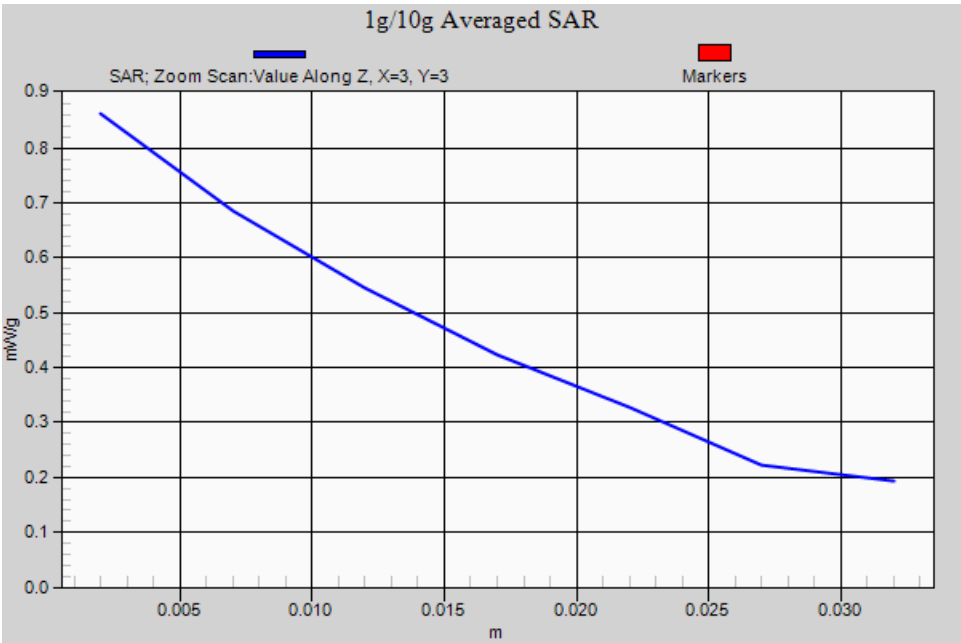

DUT: GT-I9300; Serial: FJ-095-A
Program Name: GT-I9300 GSM1900 Right (Job No. : FJ-095)
Procedure Name: Cheek, Ch.661, Ant.Intenna, Bat.Standard
Meas. Ambient Temp(celsius)-22.6,Tissue Temp(celsius)-22.4;Test Date-29/Mar/2012

Communication System: GSM 1900; Frequency: 1880 MHz;Duty Cycle: 1:8.3
Medium parameters used: f = 1880 MHz; σ = 1.38 mho/m; ε_r = 38.9; ρ = 1000 kg/m^3
Phantom section: Right Section

DASY5 Configuration:
- Probe: EX3DV4 - SN3537; ConvF(7, 7, 7); Calibrated: 2011-05-24
- Sensor-Surface: 2mm (Mechanical Surface Detection)
- Electronics: DAE4 Sn670; Calibrated: 2012-02-21
- Phantom: SAM PHANTOM #1; Type: SAM; Serial: TP-1603
- Measurement SW: DASY5, V5.0 Build 125; Postprocessing SW: SEMCAD, V13.4 Build 125

Cheek, Ch.661, Ant.Intenna, Bat.Standard/Area Scan (51x81x1): Measurement grid: dx=20mm, dy=20mm
Maximum value of SAR (interpolated) = 0.300 mW/g

Cheek, Ch.661, Ant.Intenna, Bat.Standard/Zoom Scan (5x5x7)/Cube 0: Measurement grid: dx=8mm, dy=8mm, dz=5mm
Reference Value = 10.4 V/m; Power Drift = 0.154 dB
Peak SAR (extrapolated) = 0.337 W/kg
SAR(1 g) = 0.231 mW/g; SAR(10 g) = 0.147 mW/g
Maximum value of SAR (measured) = 0.291 mW/g

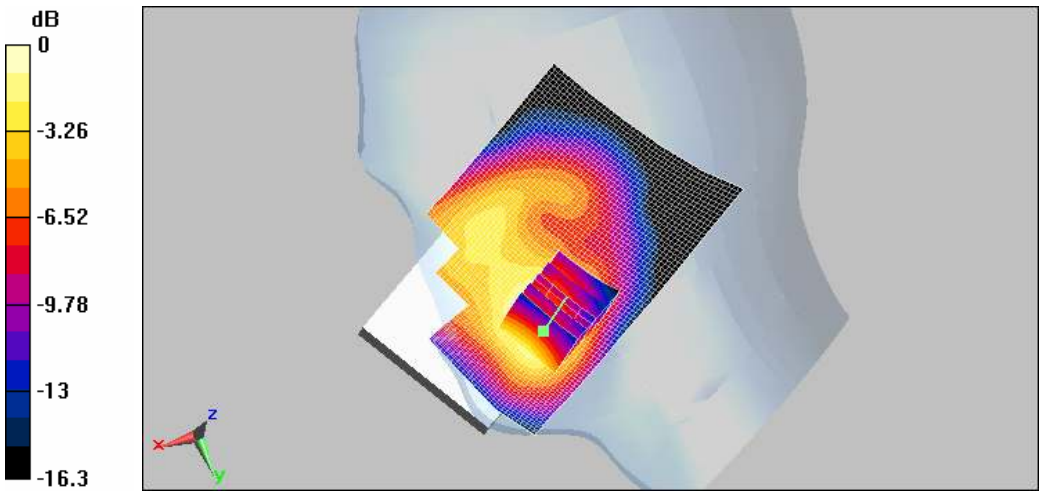

0 dB = 0.291mW/g

DUT: GT-I9300; Serial: FJ-095-A
Program Name: GT-I9300 GSM1900 Right (Job No. : FJ-095)
Procedure Name: Tilt, Ch.661, Ant.Intenna, Bat.Standard
Meas. Ambient Temp(celsius)-22.6,Tissue Temp(celsius)-22.4;Test Date-29/Mar/2012

Communication System: GSM 1900; Frequency: 1880 MHz;Duty Cycle: 1:8.3
Medium parameters used: f = 1880 MHz; σ = 1.38 mho/m; ε_r = 38.9; ρ = 1000 kg/m^3
Phantom section: Right Section

DASY5 Configuration:
- Probe: EX3DV4 - SN3537; ConvF(7, 7, 7); Calibrated: 2011-05-24
- Sensor-Surface: 2mm (Mechanical Surface Detection)
- Electronics: DAE4 Sn670; Calibrated: 2012-02-21
- Phantom: SAM PHANTOM #1; Type: SAM; Serial: TP-1603
- Measurement SW: DASY5, V5.0 Build 125; Postprocessing SW: SEMCAD, V13.4 Build 125

Tilt, Ch.661, Ant.Intenna, Bat.Standard/Area Scan (51x71x1): Measurement grid: dx=20mm, dy=20mm
Maximum value of SAR (interpolated) = 0.215 mW/g

Tilt, Ch.661, Ant.Intenna, Bat.Standard/Zoom Scan (5x5x7)/Cube 0: Measurement grid: dx=8mm, dy=8mm, dz=5mm
Reference Value = 10.1 V/m; Power Drift = -0.00689 dB
Peak SAR (extrapolated) = 0.250 W/kg
SAR(1 g) = 0.153 mW/g; SAR(10 g) = 0.088 mW/g
Maximum value of SAR (measured) = 0.206 mW/g



0 dB = 0.206mW/g

DUT: GT-I9300; Serial: FJ-021-C
Program Name: GT-I9300 GSM1900 Left (Job No. : FJ-095)
Procedure Name: Cheek, Ch.661, Ant.Intenna, Bat.Standard
Meas. Ambient Temp(celsius)-22.6,Tissue Temp(celsius)-22.4;Test Date-29/Mar/2012

Communication System: GSM 1900; Frequency: 1880 MHz;Duty Cycle: 1:8.3
Medium parameters used: f = 1880 MHz; σ = 1.38 mho/m; ε_r = 38.9; ρ = 1000 kg/m^3
Phantom section: Left Section

DASY5 Configuration:
- Probe: EX3DV4 - SN3537; ConvF(7, 7, 7); Calibrated: 2011-05-24
- Sensor-Surface: 2mm (Mechanical Surface Detection)
- Electronics: DAE4 Sn670; Calibrated: 2012-02-21
- Phantom: SAM PHANTOM #1; Type: SAM; Serial: TP-1603
- Measurement SW: DASY5, V5.0 Build 125; Postprocessing SW: SEMCAD, V13.4 Build 125

Cheek, Ch.661, Ant.Intenna, Bat.Standard/Area Scan (51x81x1): Measurement grid: dx=20mm, dy=20mm
Maximum value of SAR (interpolated) = 0.403 mW/g

Cheek, Ch.661, Ant.Intenna, Bat.Standard/Zoom Scan (5x5x7)/Cube 0: Measurement grid: dx=8mm, dy=8mm, dz=5mm
Reference Value = 12.8 V/m; Power Drift = 0.044 dB
Peak SAR (extrapolated) = 0.430 W/kg
SAR(1 g) = 0.284 mW/g; SAR(10 g) = 0.183 mW/g
Maximum value of SAR (measured) = 0.355 mW/g

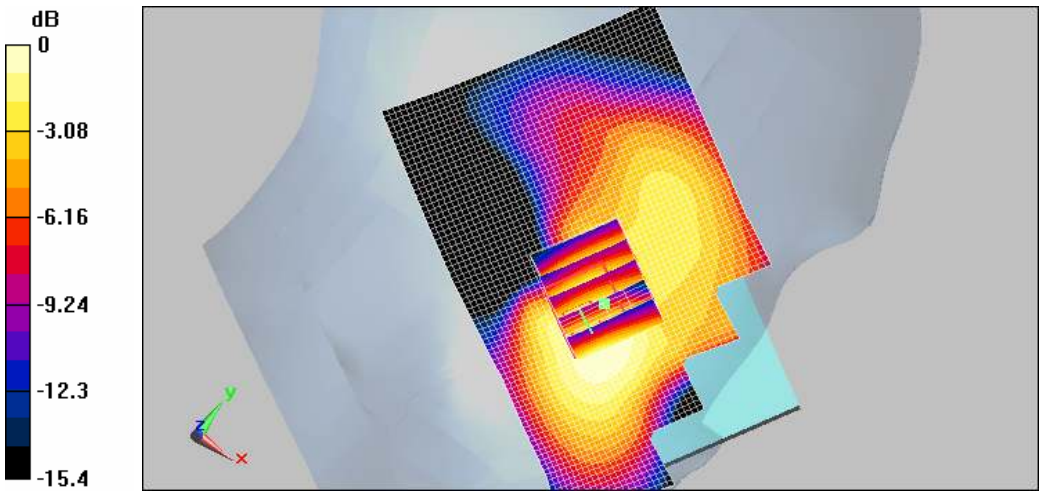

0 dB = 0.355mW/g

DUT: GT-I9300; Serial: FJ-021-C
Program Name: GT-I9300 GSM1900 Left (Job No. : FJ-095)
Procedure Name: Tilt, Ch.661, Ant.Intenna, Bat.Standard
Meas. Ambient Temp(celsius)-22.6,Tissue Temp(celsius)-22.4;Test Date-29/Mar/2012

Communication System: GSM 1900; Frequency: 1880 MHz;Duty Cycle: 1:8.3
Medium parameters used: f = 1880 MHz; σ = 1.38 mho/m; ε_r = 38.9; ρ = 1000 kg/m^3
Phantom section: Left Section

DASY5 Configuration:
- Probe: EX3DV4 - SN3537; ConvF(7, 7, 7); Calibrated: 2011-05-24
- Sensor-Surface: 2mm (Mechanical Surface Detection)
- Electronics: DAE4 Sn670; Calibrated: 2012-02-21
- Phantom: SAM PHANTOM #1; Type: SAM; Serial: TP-1603
- Measurement SW: DASY5, V5.0 Build 125; Postprocessing SW: SEMCAD, V13.4 Build 125

Tilt, Ch.661, Ant.Intenna, Bat.Standard/Area Scan (61x101x1): Measurement grid: dx=15mm, dy=15mm
Maximum value of SAR (interpolated) = 0.223 mW/g

Tilt, Ch.661, Ant.Intenna, Bat.Standard/Zoom Scan 2 (5x5x7)/Cube 0: Measurement grid: dx=8mm, dy=8mm, dz=5mm
Reference Value = 11.4 V/m; Power Drift = 0.099 dB
Peak SAR (extrapolated) = 0.253 W/kg
SAR(1 g) = 0.161 mW/g; SAR(10 g) = 0.097 mW/g
Maximum value of SAR (measured) = 0.200 mW/g

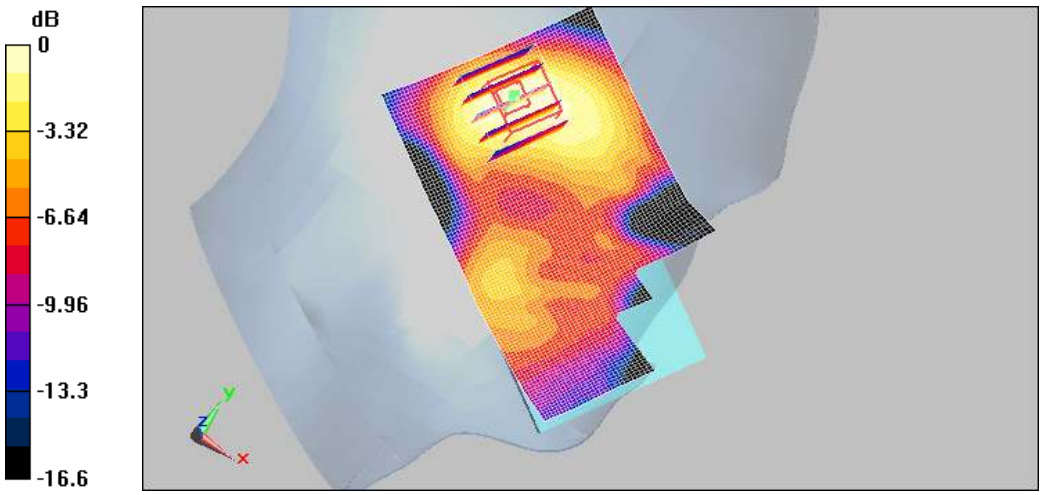

0 dB = 0.200mW/g

DUT: GT-I9300; Serial: FJ-021-C
Program Name: GT-I9300 GSM1900 Left (Job No. : FJ-095)
Procedure Name: Cheek, Ch.661, Ant.Intenna, Bat.Standard
Meas. Ambient Temp(celsius)-22.6,Tissue Temp(celsius)-22.4;Test Date-29/Mar/2012

Communication System: GSM 1900; Frequency: 1880 MHz;Duty Cycle: 1:8.3
Medium parameters used: f = 1880 MHz; σ = 1.38 mho/m; ε_r = 38.9; ρ = 1000 kg/m^3
Phantom section: Left Section

DASY5 Configuration:
- Probe: EX3DV4 - SN3537; ConvF(7, 7, 7); Calibrated: 2011-05-24
- Sensor-Surface: 2mm (Mechanical Surface Detection)
- Electronics: DAE4 Sn670; Calibrated: 2012-02-21
- Phantom: SAM PHANTOM #1; Type: SAM; Serial: TP-1603
- Measurement SW: DASY5, V5.0 Build 125; Postprocessing SW: SEMCAD, V13.4 Build 125

Cheek, Ch.661, Ant.Intenna, Bat.Standard/Area Scan (51x81x1): Measurement grid: dx=20mm, dy=20mm
Maximum value of SAR (interpolated) = 0.403 mW/g

Cheek, Ch.661, Ant.Intenna, Bat.Standard/Zoom Scan (5x5x7)/Cube 0: Measurement grid: dx=8mm, dy=8mm, dz=5mm
Reference Value = 12.8 V/m; Power Drift = 0.044 dB
Peak SAR (extrapolated) = 0.430 W/kg
SAR(1 g) = 0.284 mW/g; SAR(10 g) = 0.183 mW/g
Maximum value of SAR (measured) = 0.355 mW/g

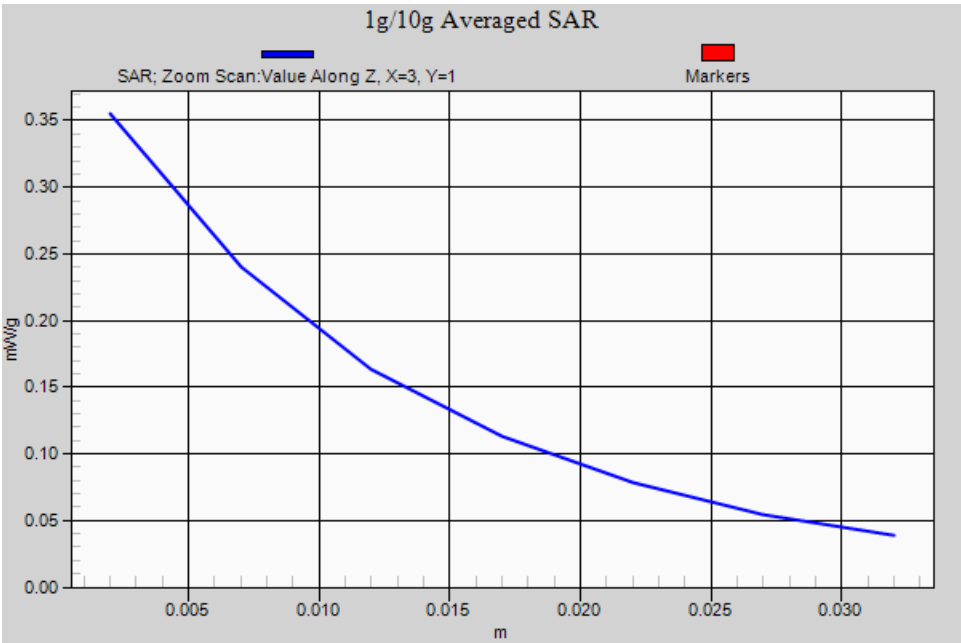

DUT: GT-I9300; Serial: FJ-095-A
Program Name: GT-I9300 GPRS1900 Body (Job No. : FJ-095)
Procedure Name: Body, Ch.661, Ant.Intenna, Bat.Standard, 2Tx, Back, 10mm
Meas. Ambient Temp(celsius)-22.4,Tissue Temp(celsius)-22.2;Test Date-29/Mar/2012

Communication System: Body GPRS ; Frequency: 1880 MHz;Duty Cycle: 1:4.15
Medium parameters used: f = 1880 MHz; σ = 1.5 mho/m; ε_r = 51.9; ρ = 1000 kg/m^3
Phantom section: Left Section

DASY5 Configuration:
- Probe: EX3DV4 - SN3537; ConvF(7.04, 7.04, 7.04); Calibrated: 2011-05-24
- Sensor-Surface: 2mm (Mechanical Surface Detection)
- Electronics: DAE4 Sn670; Calibrated: 2012-02-21
- Phantom: Triple Flat Phantom 5.1; Type: Triple Flat Phantom 5.1; Serial: MP-1007
- Measurement SW: DASY5, V5.0 Build 125; Postprocessing SW: SEMCAD, V13.4 Build 125

Body, Ch.661, Ant.Intenna, Bat.Standard, 2Tx, Back, 10mm/Area Scan (51x81x1):
Measurement grid: dx=20mm, dy=20mm
Maximum value of SAR (interpolated) = 0.626 mW/g

Body, Ch.661, Ant.Intenna, Bat.Standard, 2Tx, Back, 10mm/Zoom Scan (5x5x7)/Cube 0:
Measurement grid: dx=8mm, dy=8mm, dz=5mm
Reference Value = 12.6 V/m; Power Drift = 0.154 dB
Peak SAR (extrapolated) = 0.779 W/kg
SAR(1 g) = 0.469 mW/g; SAR(10 g) = 0.285 mW/g
Maximum value of SAR (measured) = 0.620 mW/g

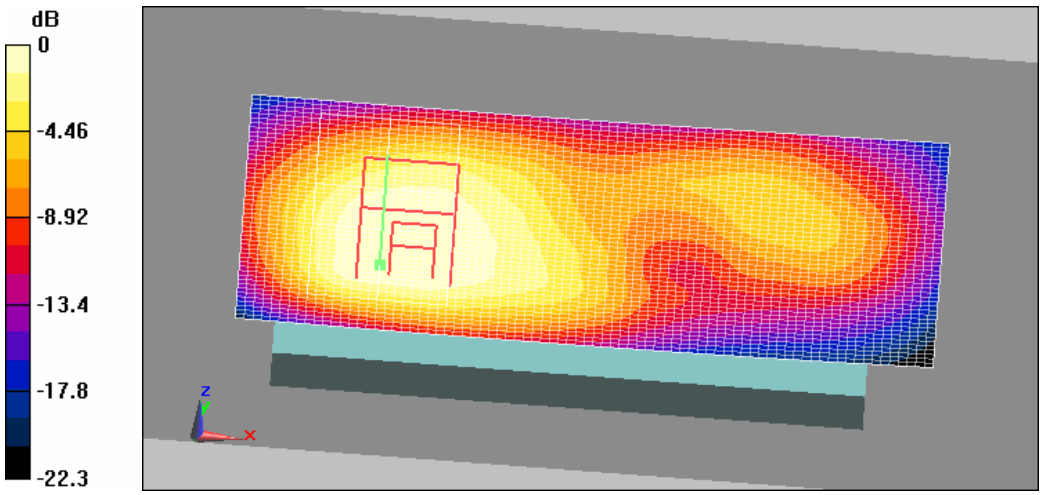

0 dB = 0.620mW/g

DUT: GT-I9300; Serial: FJ-095-A
Program Name: GT-I9300 GPRS1900 Body (Job No. : FJ-095)
Procedure Name: Body, Ch.661, Ant.Intenna, Bat.Standard, 3Tx, Back, 10mm
Meas. Ambient Temp(celsius)-22.4,Tissue Temp(celsius)-22.2;Test Date-29/Mar/2012

Communication System: Body GPRS ; Frequency: 1880 MHz;Duty Cycle: 1:2.767
Medium parameters used: f = 1880 MHz; σ = 1.5 mho/m; ε_r = 51.9; ρ = 1000 kg/m^3
Phantom section: Left Section

DASY5 Configuration:
- Probe: EX3DV4 - SN3537; ConvF(7.04, 7.04, 7.04); Calibrated: 2011-05-24
- Sensor-Surface: 2mm (Mechanical Surface Detection)
- Electronics: DAE4 Sn670; Calibrated: 2012-02-21
- Phantom: Triple Flat Phantom 5.1; Type: Triple Flat Phantom 5.1; Serial: MP-1007
- Measurement SW: DASY5, V5.0 Build 125; Postprocessing SW: SEMCAD, V13.4 Build 125

Body, Ch.661, Ant.Intenna, Bat.Standard, 3Tx, Back, 10mm/Area Scan (61x101x1):
Measurement grid: dx=15mm, dy=15mm
Maximum value of SAR (interpolated) = 0.727 mW/g

Body, Ch.661, Ant.Intenna, Bat.Standard, 3Tx, Back, 10mm/Zoom Scan (5x5x7)/Cube 0:
Measurement grid: dx=8mm, dy=8mm, dz=5mm
Reference Value = 13 V/m; Power Drift = -0.188 dB
Peak SAR (extrapolated) = 0.867 W/kg
SAR(1 g) = 0.513 mW/g; SAR(10 g) = 0.321 mW/g
Maximum value of SAR (measured) = 0.660 mW/g

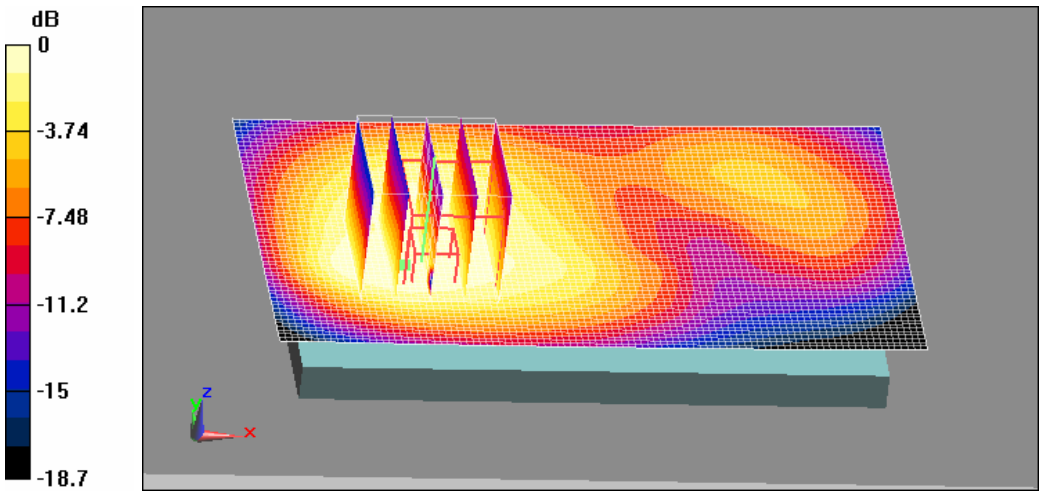

0 dB = 0.660mW/g

DUT: GT-I9300; Serial: FJ-095-A
Program Name: GT-I9300 GPRS1900 Body (Job No. : FJ-095)
Procedure Name: Body, Ch.661, Ant.Intenna, Bat.Standard, 4Tx, Back, 10mm
Meas. Ambient Temp(celsius)-22.4,Tissue Temp(celsius)-22.2;Test Date-29/Mar/2012

Communication System: Body GPRS ; Frequency: 1880 MHz;Duty Cycle: 1:2.075
Medium parameters used: f = 1880 MHz; σ = 1.5 mho/m; ε_r = 51.9; ρ = 1000 kg/m^3
Phantom section: Left Section

DASY5 Configuration:
- Probe: EX3DV4 - SN3537; ConvF(7.04, 7.04, 7.04); Calibrated: 2011-05-24
- Sensor-Surface: 2mm (Mechanical Surface Detection)
- Electronics: DAE4 Sn670; Calibrated: 2012-02-21
- Phantom: Triple Flat Phantom 5.1; Type: Triple Flat Phantom 5.1; Serial: MP-1007
- Measurement SW: DASY5, V5.0 Build 125; Postprocessing SW: SEMCAD, V13.4 Build 125

Body, Ch.661, Ant.Intenna, Bat.Standard, 4Tx, Back, 10mm/Area Scan (51x81x1):
Measurement grid: dx=20mm, dy=20mm
Maximum value of SAR (interpolated) = 1.26 mW/g

Body, Ch.661, Ant.Intenna, Bat.Standard, 4Tx, Back, 10mm/Zoom Scan (5x5x7)/Cube 0:
Measurement grid: dx=8mm, dy=8mm, dz=5mm
Reference Value = 21.8 V/m; Power Drift = -0.155 dB
Peak SAR (extrapolated) = 1.5 W/kg
SAR(1 g) = 0.921 mW/g; SAR(10 g) = 0.572 mW/g
Maximum value of SAR (measured) = 1.19 mW/g

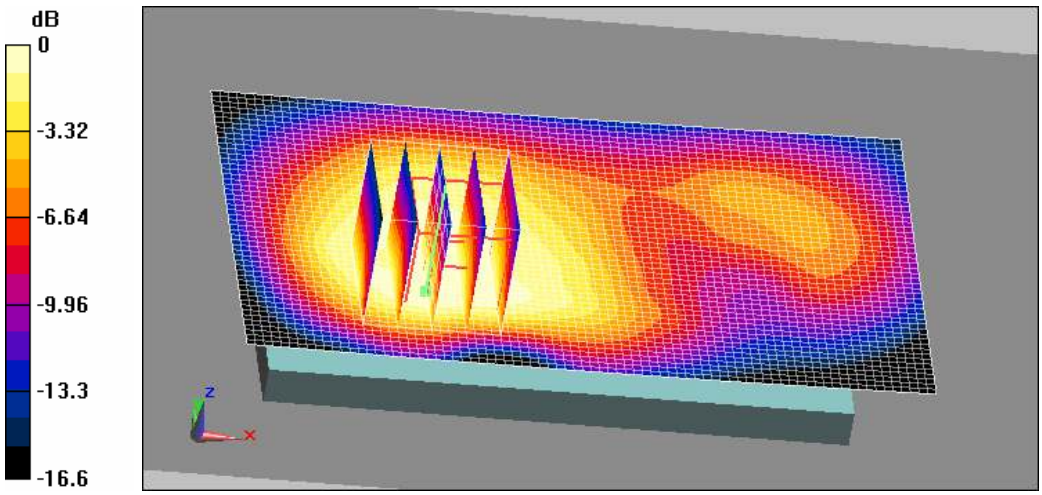

0 dB = 1.19mW/g

DUT: GT-I9300; Serial: FJ-095-A
Program Name: GT-I9300 GPRS1900 Body (Job No. : FJ-095)
Procedure Name: Body, Ch.512, Ant.Intenna, Bat.Standard, 4Tx, Back, 10mm
Meas. Ambient Temp(celsius)-22.4,Tissue Temp(celsius)-22.2;Test Date-29/Mar/2012

Communication System: Body GPRS ; Frequency: 1850.2 MHz;Duty Cycle: 1:2.075
Medium parameters used: f = 1850.2 MHz; σ = 1.5 mho/m; ε_r = 51.9; ρ = 1000 kg/m^3
Phantom section: Left Section

DASY5 Configuration:
- Probe: EX3DV4 - SN3537; ConvF(7.04, 7.04, 7.04); Calibrated: 2011-05-24
- Sensor-Surface: 2mm (Mechanical Surface Detection)
- Electronics: DAE4 Sn670; Calibrated: 2012-02-21
- Phantom: Triple Flat Phantom 5.1; Type: Triple Flat Phantom 5.1; Serial: MP-1007
- Measurement SW: DASY5, V5.0 Build 125; Postprocessing SW: SEMCAD, V13.4 Build 125

Body, Ch.512, Ant.Intenna, Bat.Standard, 4Tx, Back, 10mm/Area Scan (51x81x1):
Measurement grid: dx=20mm, dy=20mm
Maximum value of SAR (interpolated) = 1.25 mW/g

Body, Ch.512, Ant.Intenna, Bat.Standard, 4Tx, Back, 10mm/Zoom Scan (5x5x7)/Cube 0:
Measurement grid: dx=8mm, dy=8mm, dz=5mm
Reference Value = 22.7 V/m; Power Drift = -0.170 dB
Peak SAR (extrapolated) = 1.6 W/kg
SAR(1 g) = 1.02 mW/g; SAR(10 g) = 0.635 mW/g
Maximum value of SAR (measured) = 1.29 mW/g

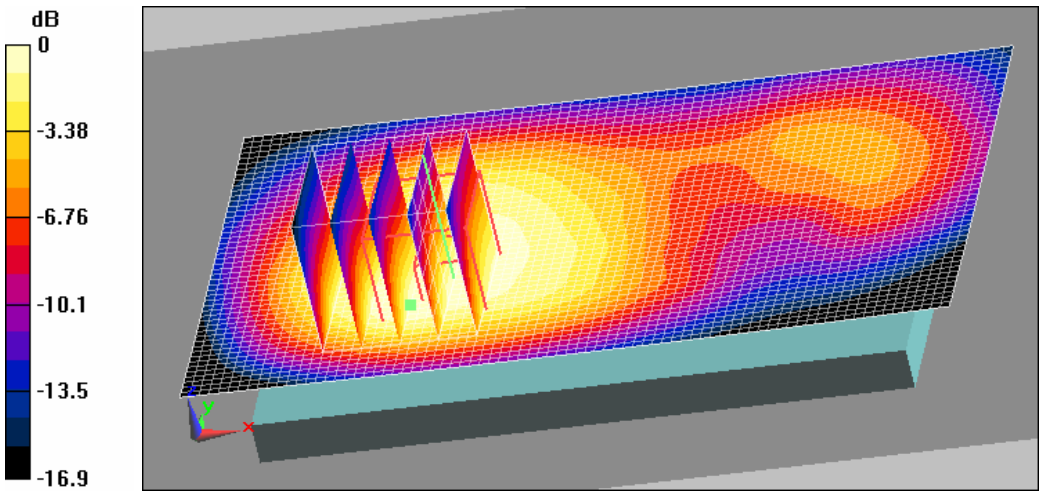

0 dB = 1.29mW/g

DUT: GT-I9300; Serial: FJ-095-A
Program Name: GT-I9300 GPRS1900 Body (Job No. : FJ-095)
Procedure Name: Body, Ch.810, Ant.Intenna, Bat.Standard, 4Tx, Back, 10mm
Meas. Ambient Temp(celsius)-22.4,Tissue Temp(celsius)-22.2;Test Date-29/Mar/2012

Communication System: Body GPRS ; Frequency: 1909.8 MHz;Duty Cycle: 1:2.075
Medium parameters used: f = 1909.8 MHz; σ = 1.5 mho/m; ε_r = 51.9; ρ = 1000 kg/m^3
Phantom section: Left Section

DASY5 Configuration:
- Probe: EX3DV4 - SN3537; ConvF(7.04, 7.04, 7.04); Calibrated: 2011-05-24
- Sensor-Surface: 2mm (Mechanical Surface Detection)
- Electronics: DAE4 Sn670; Calibrated: 2012-02-21
- Phantom: Triple Flat Phantom 5.1; Type: Triple Flat Phantom 5.1; Serial: MP-1007
- Measurement SW: DASY5, V5.0 Build 125; Postprocessing SW: SEMCAD, V13.4 Build 125

Body, Ch.810, Ant.Intenna, Bat.Standard, 4Tx, Back, 10mm/Area Scan (51x81x1):
Measurement grid: dx=20mm, dy=20mm
Maximum value of SAR (interpolated) = 1.05 mW/g

Body, Ch.810, Ant.Intenna, Bat.Standard, 4Tx, Back, 10mm/Zoom Scan (5x5x7)/Cube 0:
Measurement grid: dx=8mm, dy=8mm, dz=5mm
Reference Value = 20.9 V/m; Power Drift = 0.069 dB
Peak SAR (extrapolated) = 1.41 W/kg
SAR(1 g) = 0.828 mW/g; SAR(10 g) = 0.508 mW/g
Maximum value of SAR (measured) = 1.11 mW/g

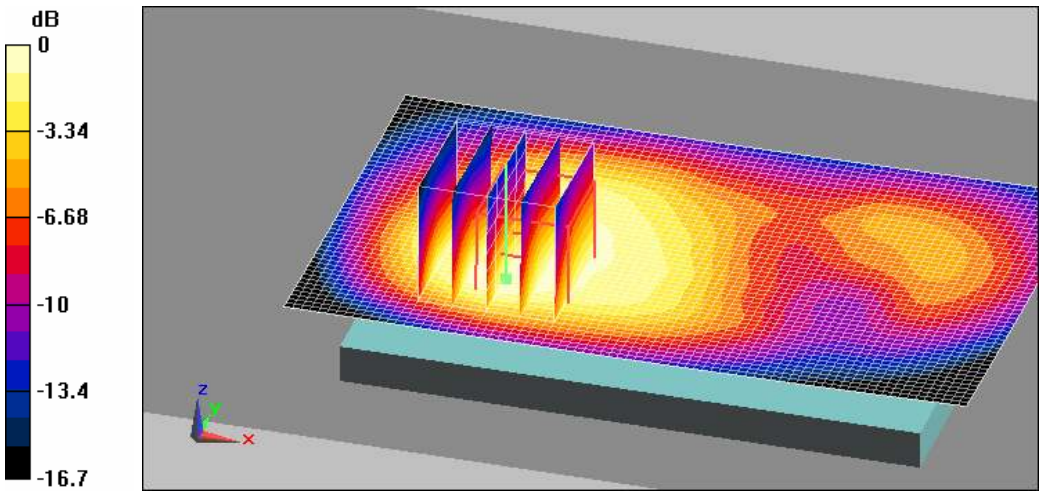

0 dB = 1.11mW/g

DUT: GT-I9300; Serial: FJ-095-A
Program Name: GT-I9300 GPRS1900 Body (Job No. : FJ-095)
Procedure Name: Body, Ch.661, Ant.Intenna, Bat.Standard, 4Tx, Front, 10mm
Meas. Ambient Temp(celsius)-22.4,Tissue Temp(celsius)-22.2;Test Date-29/Mar/2012

Communication System: Body GPRS ; Frequency: 1880 MHz;Duty Cycle: 1:2.075
Medium parameters used: f = 1880 MHz; σ = 1.5 mho/m; ε_r = 51.9; ρ = 1000 kg/m^3
Phantom section: Left Section

DASY5 Configuration:
- Probe: EX3DV4 - SN3537; ConvF(7.04, 7.04, 7.04); Calibrated: 2011-05-24
- Sensor-Surface: 2mm (Mechanical Surface Detection)
- Electronics: DAE4 Sn670; Calibrated: 2012-02-21
- Phantom: Triple Flat Phantom 5.1; Type: Triple Flat Phantom 5.1; Serial: MP-1007
- Measurement SW: DASY5, V5.0 Build 125; Postprocessing SW: SEMCAD, V13.4 Build 125

Body, Ch.661, Ant.Intenna, Bat.Standard, 4Tx, Front, 10mm/Area Scan (61x101x1):
Measurement grid: dx=15mm, dy=15mm
Maximum value of SAR (interpolated) = 1 mW/g

Body, Ch.661, Ant.Intenna, Bat.Standard, 4Tx, Front, 10mm/Zoom Scan (5x5x7)/Cube 0:
Measurement grid: dx=8mm, dy=8mm, dz=5mm
Reference Value = 14.2 V/m; Power Drift = -0.191 dB
Peak SAR (extrapolated) = 1.17 W/kg
SAR(1 g) = 0.793 mW/g; SAR(10 g) = 0.525 mW/g
Maximum value of SAR (measured) = 0.986 mW/g

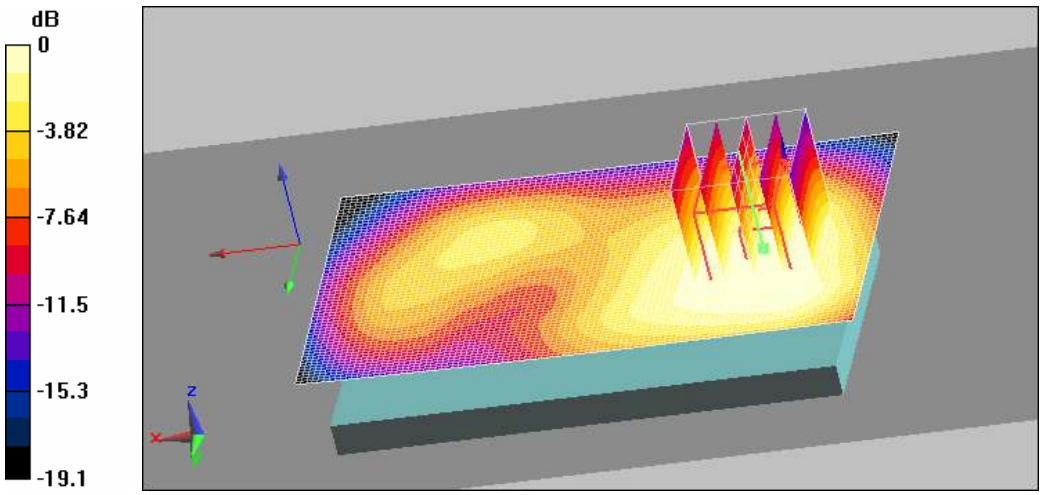

0 dB = 0.986mW/g

DUT: GT-I9300; Serial: FJ-095-A
Program Name: GT-I9300 GPRS1900 Body (Job No. : FJ-095)
Procedure Name: Body, Ch.661, Ant.Intenna, Bat.Standard, 4Tx, Left, 10mm
Meas. Ambient Temp(celsius)-22.4,Tissue Temp(celsius)-22.2;Test Date-29/Mar/2012

Communication System: Body GPRS ; Frequency: 1880 MHz;Duty Cycle: 1:2.075
Medium parameters used: f = 1880 MHz; σ = 1.5 mho/m; ε_r = 51.9; ρ = 1000 kg/m^3
Phantom section: Left Section

DASY5 Configuration:
- Probe: EX3DV4 - SN3537; ConvF(7.04, 7.04, 7.04); Calibrated: 2011-05-24
- Sensor-Surface: 2mm (Mechanical Surface Detection)
- Electronics: DAE4 Sn670; Calibrated: 2012-02-21
- Phantom: Triple Flat Phantom 5.1; Type: Triple Flat Phantom 5.1; Serial: MP-1007
- Measurement SW: DASY5, V5.0 Build 125; Postprocessing SW: SEMCAD, V13.4 Build 125

Body, Ch.661, Ant.Intenna, Bat.Standard, 4Tx, Left, 10mm/Area Scan (41x81x1):
Measurement grid: dx=20mm, dy=20mm
Maximum value of SAR (interpolated) = 0.690 mW/g

Body, Ch.661, Ant.Intenna, Bat.Standard, 4Tx, Left, 10mm/Zoom Scan (5x5x7)/Cube 0:
Measurement grid: dx=8mm, dy=8mm, dz=5mm
Reference Value = 13.1 V/m; Power Drift = -0.192 dB
Peak SAR (extrapolated) = 0.859 W/kg
SAR(1 g) = 0.535 mW/g; SAR(10 g) = 0.300 mW/g
Maximum value of SAR (measured) = 0.695 mW/g

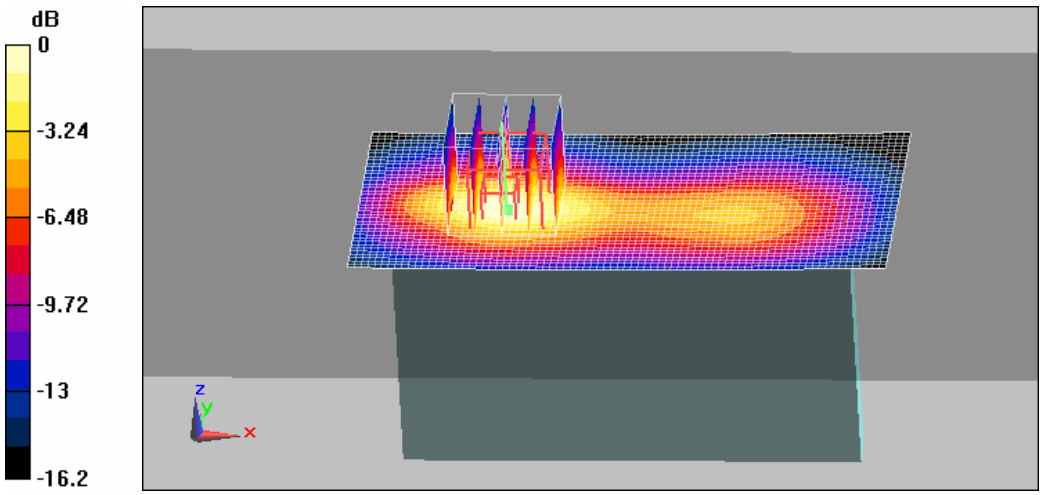

0 dB = 0.695mW/g

DUT: GT-I9300; Serial: FJ-095-A
Program Name: GT-I9300 GPRS1900 Body (Job No. : FJ-095)
Procedure Name: Body, Ch.661, Ant.Intenna, Bat.Standard, 4Tx, Right, 10mm
Meas. Ambient Temp(celsius)-22.4,Tissue Temp(celsius)-22.2;Test Date-29/Mar/2012

Communication System: Body GPRS ; Frequency: 1880 MHz;Duty Cycle: 1:2.075
Medium parameters used: f = 1880 MHz; σ = 1.5 mho/m; ε_r = 51.9; ρ = 1000 kg/m^3
Phantom section: Left Section

DASY5 Configuration:
- Probe: EX3DV4 - SN3537; ConvF(7.04, 7.04, 7.04); Calibrated: 2011-05-24
- Sensor-Surface: 2mm (Mechanical Surface Detection)
- Electronics: DAE4 Sn670; Calibrated: 2012-02-21
- Phantom: Triple Flat Phantom 5.1; Type: Triple Flat Phantom 5.1; Serial: MP-1007
- Measurement SW: DASY5, V5.0 Build 125; Postprocessing SW: SEMCAD, V13.4 Build 125

Body, Ch.661, Ant.Intenna, Bat.Standard, 4Tx, Right, 10mm/Area Scan (41x81x1):
Measurement grid: dx=20mm, dy=20mm
Maximum value of SAR (interpolated) = 0.323 mW/g

Body, Ch.661, Ant.Intenna, Bat.Standard, 4Tx, Right, 10mm/Zoom Scan (5x5x7)/Cube 0:
Measurement grid: dx=8mm, dy=8mm, dz=5mm
Reference Value = 10.4 V/m; Power Drift = 0.00658 dB
Peak SAR (extrapolated) = 0.419 W/kg
SAR(1 g) = 0.267 mW/g; SAR(10 g) = 0.163 mW/g
Maximum value of SAR (measured) = 0.349 mW/g

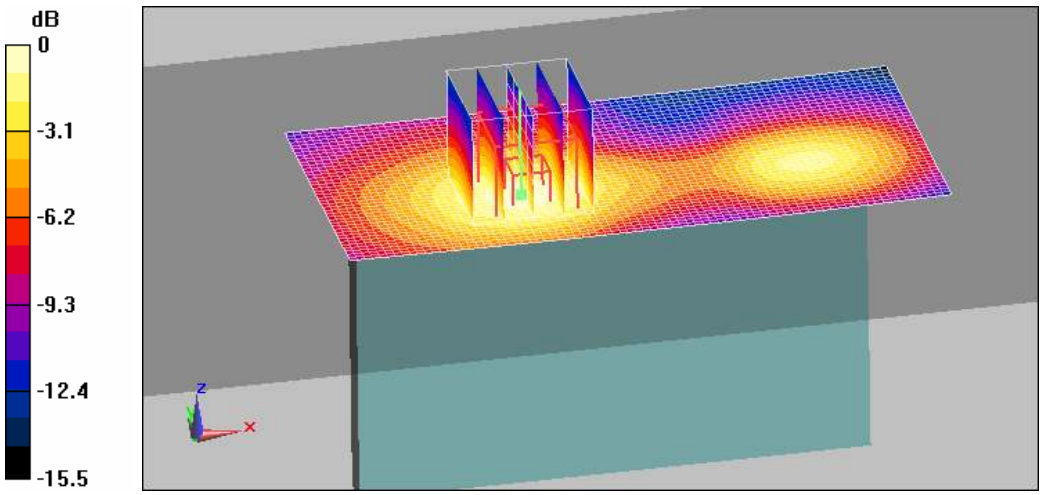

0 dB = 0.349mW/g

DUT: GT-I9300; Serial: FJ-095-A
Program Name: GT-I9300 GPRS1900 Body (Job No. : FJ-095)
Procedure Name: Body, Ch.661, Ant.Intenna, Bat.Standard, 4Tx, Bottom, 10mm
Meas. Ambient Temp(celsius)-22.4,Tissue Temp(celsius)-22.2;Test Date-29/Mar/2012

Communication System: Body GPRS ; Frequency: 1880 MHz;Duty Cycle: 1:2.075
Medium parameters used: f = 1880 MHz; σ = 1.5 mho/m; ε_r = 51.9; ρ = 1000 kg/m^3
Phantom section: Left Section

DASY5 Configuration:
- Probe: EX3DV4 - SN3537; ConvF(7.04, 7.04, 7.04); Calibrated: 2011-05-24
- Sensor-Surface: 2mm (Mechanical Surface Detection)
- Electronics: DAE4 Sn670; Calibrated: 2012-02-21
- Phantom: Triple Flat Phantom 5.1; Type: Triple Flat Phantom 5.1; Serial: MP-1007
- Measurement SW: DASY5, V5.0 Build 125; Postprocessing SW: SEMCAD, V13.4 Build 125

Body, Ch.661, Ant.Intenna, Bat.Standard, 4Tx, Bottom, 10mm/Area Scan (61x41x1):
Measurement grid: dx=20mm, dy=20mm
Maximum value of SAR (interpolated) = 0.635 mW/g

Body, Ch.661, Ant.Intenna, Bat.Standard, 4Tx, Bottom, 10mm/Zoom Scan (5x5x7)/Cube 0:
Measurement grid: dx=8mm, dy=8mm, dz=5mm
Reference Value = 20.3 V/m; Power Drift = -0.099 dB
Peak SAR (extrapolated) = 0.766 W/kg
SAR(1 g) = 0.475 mW/g; SAR(10 g) = 0.280 mW/g
Maximum value of SAR (measured) = 0.632 mW/g

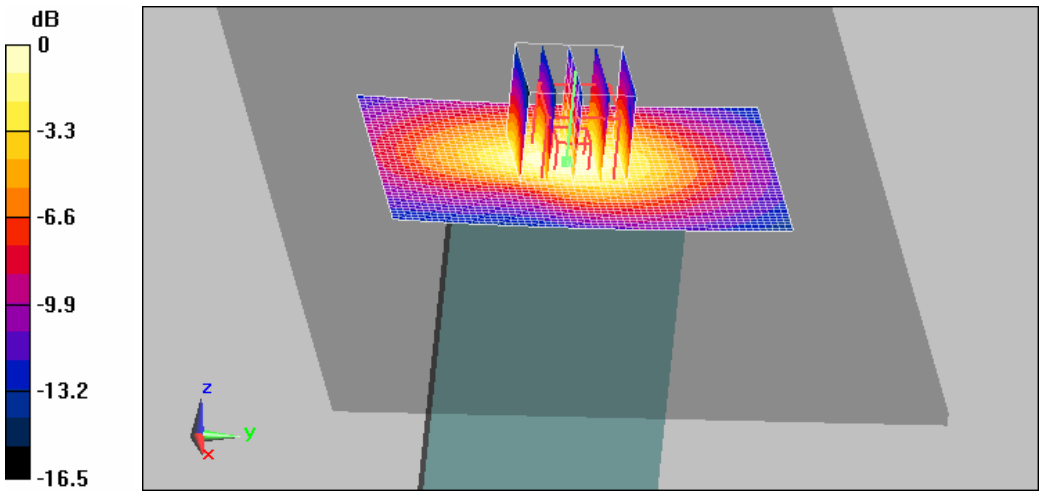

0 dB = 0.632mW/g

DUT: GT-I9300; Serial: FJ-095-A
Program Name: GT-I9300 GPRS1900 Body (Job No. : FJ-095)
Procedure Name: Body, Ch.512, Ant.Intenna, Bat.Standard, 4Tx, Back, 10mm
Meas. Ambient Temp(celsius)-22.4,Tissue Temp(celsius)-22.2;Test Date-29/Mar/2012

Communication System: Body GPRS ; Frequency: 1850.2 MHz;Duty Cycle: 1:2.075
Medium parameters used: f = 1850.2 MHz; σ = 1.5 mho/m; ε_r = 51.9; ρ = 1000 kg/m^3
Phantom section: Left Section

DASY5 Configuration:
- Probe: EX3DV4 - SN3537; ConvF(7.04, 7.04, 7.04); Calibrated: 2011-05-24
- Sensor-Surface: 2mm (Mechanical Surface Detection)
- Electronics: DAE4 Sn670; Calibrated: 2012-02-21
- Phantom: Triple Flat Phantom 5.1; Type: Triple Flat Phantom 5.1; Serial: MP-1007
- Measurement SW: DASY5, V5.0 Build 125; Postprocessing SW: SEMCAD, V13.4 Build 125

Body, Ch.512, Ant.Intenna, Bat.Standard, 4Tx, Back, 10mm/Area Scan (51x81x1):
Measurement grid: dx=20mm, dy=20mm
Maximum value of SAR (interpolated) = 1.25 mW/g

Body, Ch.512, Ant.Intenna, Bat.Standard, 4Tx, Back, 10mm/Zoom Scan (5x5x7)/Cube 0:
Measurement grid: dx=8mm, dy=8mm, dz=5mm
Reference Value = 22.7 V/m; Power Drift = -0.170 dB
Peak SAR (extrapolated) = 1.6 W/kg
SAR(1 g) = 1.02 mW/g; SAR(10 g) = 0.635 mW/g
Maximum value of SAR (measured) = 1.29 mW/g

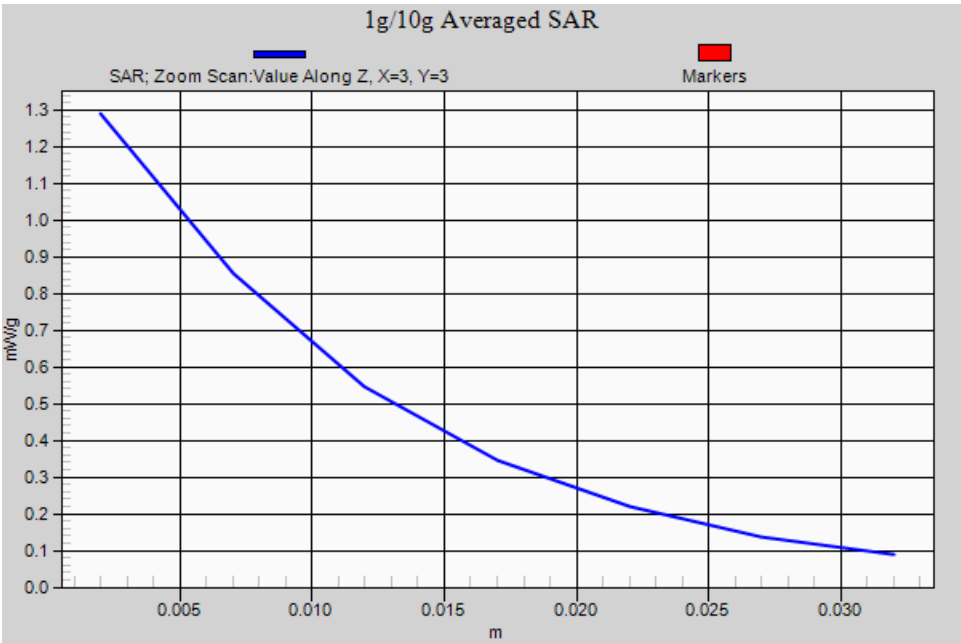

DUT: GT-I9300; Serial: FJ-095-A
Program Name: GT-I9300 WCDMA850 Right (Job No. : FJ-095)
Procedure Name: Cheek/Touch, Ch.4183, Ant.Intenna, Bat.Standard
Meas. Ambient Temp(celsius)-22.4,Tissue Temp(celsius)-22.1;Test Date-28/Mar/2012

Communication System: W-CDMA 850; Frequency: 836.6 MHz;Duty Cycle: 1:1
Medium parameters used: f = 836.6 MHz; σ = 0.89 mho/m; ε_r = 40.6; ρ = 1000 kg/m^3
Phantom section: Right Section

DASY5 Configuration:
- Probe: EX3DV4 - SN3537; ConvF(8.61, 8.61, 8.61); Calibrated: 2011-05-24
- Sensor-Surface: 2mm (Mechanical Surface Detection)
- Electronics: DAE4 Sn670; Calibrated: 2012-02-21
- Phantom: SAM PHANTOM #1; Type: SAM; Serial: TP-1603
- Measurement SW: DASY5, V5.0 Build 125; Postprocessing SW: SEMCAD, V13.4 Build 125

Cheek/Touch, Ch.4183, Ant.Intenna, Bat.Standard/Area Scan (51x71x1): Measurement grid: dx=20mm, dy=20mm
Maximum value of SAR (interpolated) = 0.149 mW/g

Cheek/Touch, Ch.4183, Ant.Intenna, Bat.Standard/Zoom Scan (5x5x7)/Cube 0:
Measurement grid: dx=8mm, dy=8mm, dz=5mm
Reference Value = 12.5 V/m; Power Drift = 0.077 dB
Peak SAR (extrapolated) = 0.165 W/kg
SAR(1 g) = 0.129 mW/g; SAR(10 g) = 0.098 mW/g
Maximum value of SAR (measured) = 0.149 mW/g

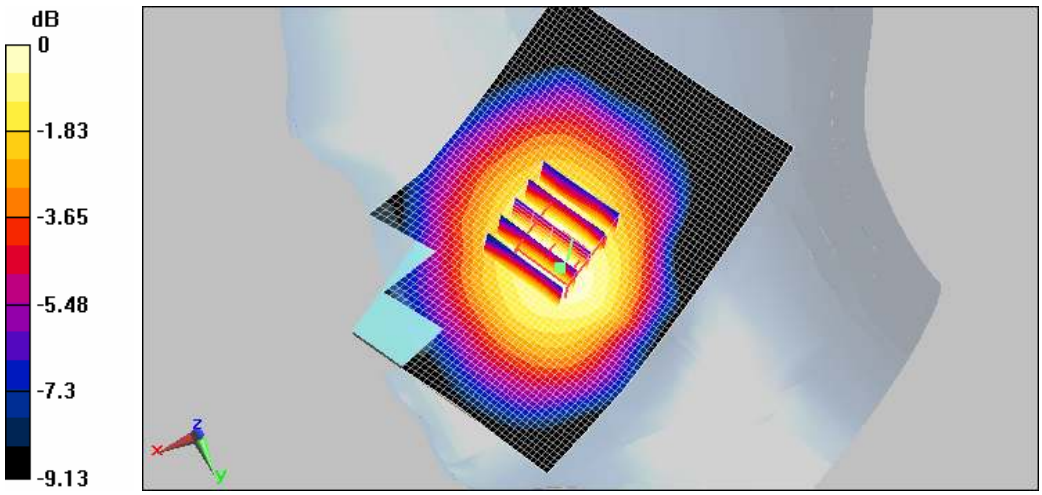

0 dB = 0.149mW/g

DUT: GT-I9300; Serial: FJ-095-A
Program Name: GT-I9300 WCDMA850 Right (Job No. : FJ-095)
Procedure Name: Ear/Tilt, Ch.4183, Ant.Intenna, Bat.Standard
Meas. Ambient Temp(celsius)-22.4,Tissue Temp(celsius)-22.1;Test Date-28/Mar/2012

Communication System: W-CDMA 850; Frequency: 836.6 MHz;Duty Cycle: 1:1
Medium parameters used: f = 836.6 MHz; σ = 0.89 mho/m; ε_r = 40.6; ρ = 1000 kg/m^3
Phantom section: Right Section

DASY5 Configuration:
- Probe: EX3DV4 - SN3537; ConvF(8.61, 8.61, 8.61); Calibrated: 2011-05-24
- Sensor-Surface: 2mm (Mechanical Surface Detection)
- Electronics: DAE4 Sn670; Calibrated: 2012-02-21
- Phantom: SAM PHANTOM #1; Type: SAM; Serial: TP-1603
- Measurement SW: DASY5, V5.0 Build 125; Postprocessing SW: SEMCAD, V13.4 Build 125

Ear/Tilt, Ch.4183, Ant.Intenna, Bat.Standard/Area Scan (51x71x1): Measurement grid: dx=20mm, dy=20mm
Maximum value of SAR (interpolated) = 0.046 mW/g

Ear/Tilt, Ch.4183, Ant.Intenna, Bat.Standard/Zoom Scan (5x5x7)/Cube 0: Measurement grid: dx=8mm, dy=8mm, dz=5mm
Reference Value = 4.68 V/m; Power Drift = -0.139 dB
Peak SAR (extrapolated) = 0.050 W/kg
SAR(1 g) = 0.039 mW/g; SAR(10 g) = 0.030 mW/g
Maximum value of SAR (measured) = 0.045 mW/g

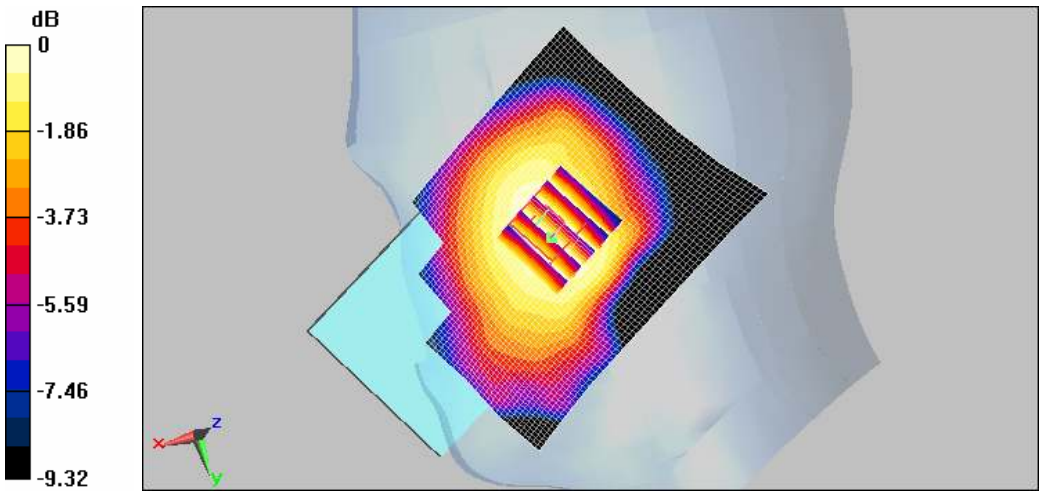

0 dB = 0.045mW/g

DUT: GT-I9300; Serial: FJ-095-A
Program Name: GT-I9300 WCDMA850 Left (Job No. : FJ-095)
Procedure Name: Cheek/Touch, Ch.4183, Ant.Intenna, Bat.Standard
Meas. Ambient Temp(celsius)-22.4,Tissue Temp(celsius)-22.1;Test Date-28/Mar/2012

Communication System: W-CDMA 850; Frequency: 836.6 MHz;Duty Cycle: 1:1
Medium parameters used: f = 836.6 MHz; σ = 0.89 mho/m; ε_r = 40.6; ρ = 1000 kg/m^3
Phantom section: Left Section

DASY5 Configuration:
- Probe: EX3DV4 - SN3537; ConvF(8.61, 8.61, 8.61); Calibrated: 2011-05-24
- Sensor-Surface: 2mm (Mechanical Surface Detection)
- Electronics: DAE4 Sn670; Calibrated: 2012-02-21
- Phantom: SAM PHANTOM #1; Type: SAM; Serial: TP-1603
- Measurement SW: DASY5, V5.0 Build 125; Postprocessing SW: SEMCAD, V13.4 Build 125

Cheek/Touch, Ch.4183, Ant.Intenna, Bat.Standard/Area Scan (51x81x1): Measurement grid: dx=20mm, dy=20mm
Maximum value of SAR (interpolated) = 0.157 mW/g

Cheek/Touch, Ch.4183, Ant.Intenna, Bat.Standard/Zoom Scan (5x5x7)/Cube 0:
Measurement grid: dx=8mm, dy=8mm, dz=5mm
Reference Value = 13.1 V/m; Power Drift = 0.133 dB
Peak SAR (extrapolated) = 0.169 W/kg
SAR(1 g) = 0.135 mW/g; SAR(10 g) = 0.104 mW/g
Maximum value of SAR (measured) = 0.154 mW/g

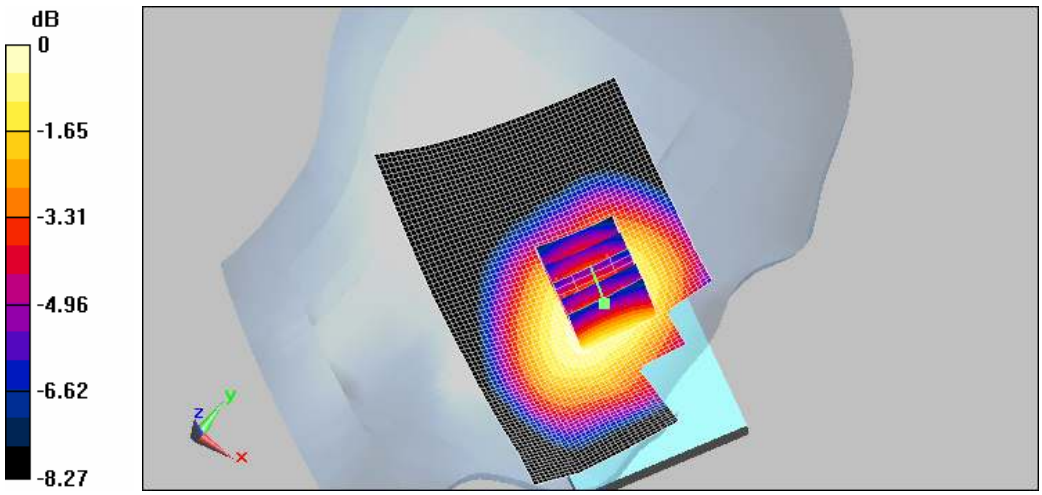

0 dB = 0.154mW/g

DUT: GT-I9300; Serial: FJ-095-A
Program Name: GT-I9300 WCDMA850 Left (Job No. : FJ-095)
Procedure Name: Ear/Tilt, Ch.4183, Ant.Intenna, Bat.Standard
Meas. Ambient Temp(celsius)-22.4,Tissue Temp(celsius)-22.1;Test Date-28/Mar/2012

Communication System: W-CDMA 850; Frequency: 836.6 MHz;Duty Cycle: 1:1
Medium parameters used: f = 836.6 MHz; σ = 0.89 mho/m; ε_r = 40.6; ρ = 1000 kg/m^3
Phantom section: Left Section

DASY5 Configuration:
- Probe: EX3DV4 - SN3537; ConvF(8.61, 8.61, 8.61); Calibrated: 2011-05-24
- Sensor-Surface: 3mm (Mechanical Surface Detection)Sensor-Surface: 2mm (Mechanical Surface Detection)
- Electronics: DAE4 Sn670; Calibrated: 2012-02-21
- Phantom: SAM PHANTOM #1; Type: SAM; Serial: TP-1603
- Measurement SW: DASY5, V5.0 Build 125; Postprocessing SW: SEMCAD, V13.4 Build 125

Ear/Tilt, Ch.4183, Ant.Intenna, Bat.Standard/Area Scan (51x81x1): Measurement grid: dx=20mm, dy=20mm
Maximum value of SAR (interpolated) = 0.075 mW/g

Ear/Tilt, Ch.4183, Ant.Intenna, Bat.Standard/Zoom Scan (5x5x7)/Cube 0: Measurement grid: dx=8mm, dy=8mm, dz=5mm
Reference Value = 8 V/m; Power Drift = 0.022 dB
Peak SAR (extrapolated) = 0.086 W/kg
SAR(1 g) = 0.068 mW/g; SAR(10 g) = 0.053 mW/g
Maximum value of SAR (measured) = 0.077 mW/g



0 dB = 0.077mW/g

DUT: GT-I9300; Serial: FJ-095-A
Program Name: GT-I9300 WCDMA850 Left (Job No. : FJ-095)
Procedure Name: Cheek/Touch, Ch.4183, Ant.Intenna, Bat.Standard
Meas. Ambient Temp(celsius)-22.4,Tissue Temp(celsius)-22.1;Test Date-28/Mar/2012

Communication System: W-CDMA 850; Frequency: 836.6 MHz;Duty Cycle: 1:1
Medium parameters used: f = 836.6 MHz; σ = 0.89 mho/m; ε_r = 40.6; ρ = 1000 kg/m^3
Phantom section: Left Section

DASY5 Configuration:
- Probe: EX3DV4 - SN3537; ConvF(8.61, 8.61, 8.61); Calibrated: 2011-05-24
- Sensor-Surface: 2mm (Mechanical Surface Detection)
- Electronics: DAE4 Sn670; Calibrated: 2012-02-21
- Phantom: SAM PHANTOM #1; Type: SAM; Serial: TP-1603
- Measurement SW: DASY5, V5.0 Build 125; Postprocessing SW: SEMCAD, V13.4 Build 125

Cheek/Touch, Ch.4183, Ant.Intenna, Bat.Standard/Area Scan (51x81x1): Measurement grid: dx=20mm, dy=20mm
Maximum value of SAR (interpolated) = 0.157 mW/g

Cheek/Touch, Ch.4183, Ant.Intenna, Bat.Standard/Zoom Scan (5x5x7)/Cube 0:
Measurement grid: dx=8mm, dy=8mm, dz=5mm
Reference Value = 13.1 V/m; Power Drift = 0.133 dB
Peak SAR (extrapolated) = 0.169 W/kg
SAR(1 g) = 0.135 mW/g; SAR(10 g) = 0.104 mW/g
Maximum value of SAR (measured) = 0.154 mW/g

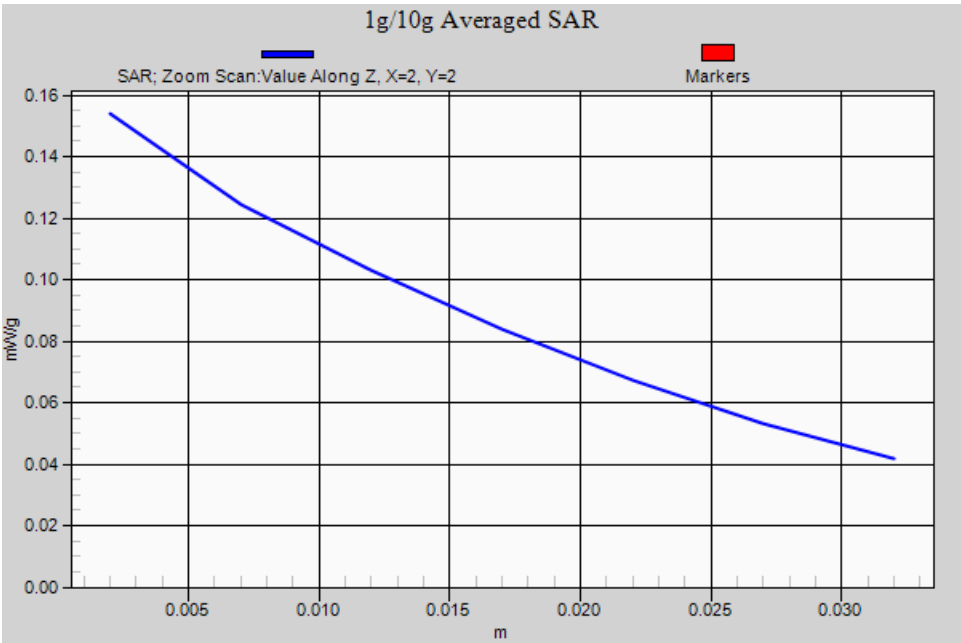

DUT: GT-I9300; Serial: FJ-095-A
Program Name: GT-I9300 WCDMA850 Body (Job No. : FJ-095)
Procedure Name: Body, Ch.4183, Ant.Intenna, Bat.Standard, Back, 10mm
Meas. Ambient Temp(celsius)-22.3,Tissue Temp(celsius)-22.0;Test Date-28/Mar/2012

Communication System: W-CDMA 850; Frequency: 836.6 MHz;Duty Cycle: 1:1
Medium parameters used: f = 836.6 MHz; σ = 0.98 mho/m; ε_r = 53.6; ρ = 1000 kg/m^3
Phantom section: Right Section

DASY5 Configuration:
- Probe: EX3DV4 - SN3537; ConvF(8.45, 8.45, 8.45); Calibrated: 2011-05-24
- Sensor-Surface: 2mm (Mechanical Surface Detection)
- Electronics: DAE4 Sn670; Calibrated: 2012-02-21
- Phantom: Triple Flat Phantom 5.1; Type: Triple Flat Phantom 5.1; Serial: MP-1007
- Measurement SW: DASY5, V5.0 Build 125; Postprocessing SW: SEMCAD, V13.4 Build 125

Body, Ch.4183, Ant.Intenna, Bat.Standard, Back, 10mm/Area Scan (51x81x1):
Measurement grid: dx=20mm, dy=20mm
Maximum value of SAR (interpolated) = 0.428 mW/g

Body, Ch.4183, Ant.Intenna, Bat.Standard, Back, 10mm/Zoom Scan (5x5x7)/Cube 0:
Measurement grid: dx=8mm, dy=8mm, dz=5mm
Reference Value = 21 V/m; Power Drift = -0.191 dB
Peak SAR (extrapolated) = 0.467 W/kg
SAR(1 g) = 0.374 mW/g; SAR(10 g) = 0.286 mW/g
Maximum value of SAR (measured) = 0.425 mW/g

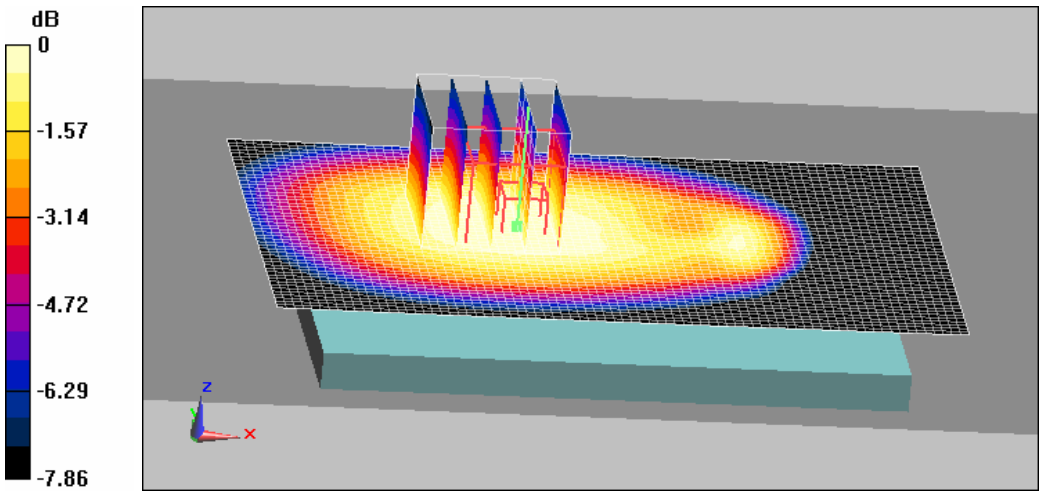

0 dB = 0.425mW/g

DUT: GT-I9300; Serial: FJ-095-A
Program Name: GT-I9300 WCDMA850 Body (Job No. : FJ-095)
Procedure Name: Body, Ch.4183, Ant.Intenna, Bat.Standard, Front, 10mm
Meas. Ambient Temp(celsius)-22.3,Tissue Temp(celsius)-22.0;Test Date-28/Mar/2012

Communication System: W-CDMA 850; Frequency: 836.6 MHz;Duty Cycle: 1:1
Medium parameters used: f = 836.6 MHz; σ = 0.98 mho/m; ε_r = 53.6; ρ = 1000 kg/m^3
Phantom section: Right Section

DASY5 Configuration:
- Probe: EX3DV4 - SN3537; ConvF(8.45, 8.45, 8.45); Calibrated: 2011-05-24
- Sensor-Surface: 2mm (Mechanical Surface Detection)
- Electronics: DAE4 Sn670; Calibrated: 2012-02-21
- Phantom: Triple Flat Phantom 5.1; Type: Triple Flat Phantom 5.1; Serial: MP-1007
- Measurement SW: DASY5, V5.0 Build 125; Postprocessing SW: SEMCAD, V13.4 Build 125

Body, Ch.4183, Ant.Intenna, Bat.Standard, Front, 10mm/Area Scan (51x81x1):
Measurement grid: dx=20mm, dy=20mm
Maximum value of SAR (interpolated) = 0.139 mW/g

Body, Ch.4183, Ant.Intenna, Bat.Standard, Front, 10mm/Zoom Scan (5x5x7)/Cube 0:
Measurement grid: dx=8mm, dy=8mm, dz=5mm
Reference Value = 11.9 V/m; Power Drift = 0.00858 dB
Peak SAR (extrapolated) = 0.151 W/kg
SAR(1 g) = 0.120 mW/g; SAR(10 g) = 0.093 mW/g
Maximum value of SAR (measured) = 0.137 mW/g

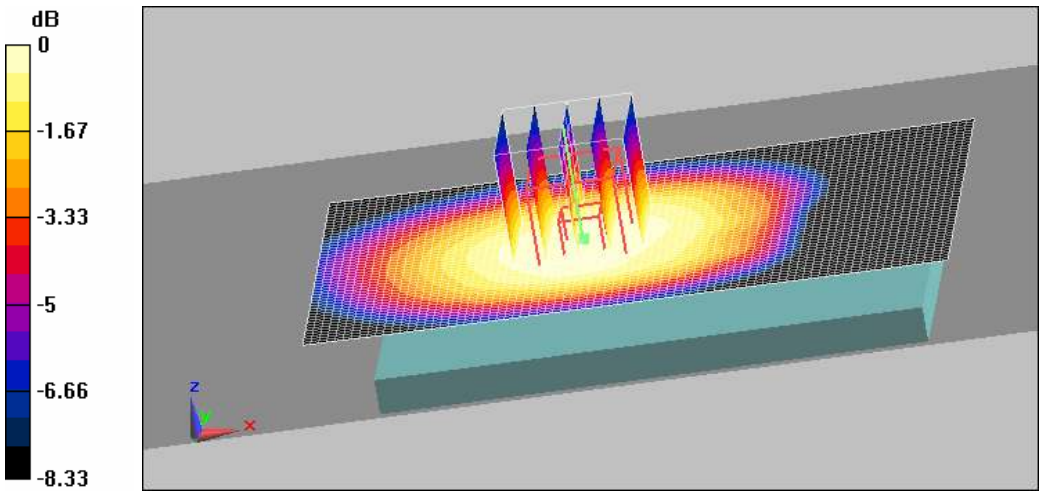

0 dB = 0.137mW/g

DUT: GT-I9300; Serial: FJ-095-A
Program Name: GT-I9300 WCDMA850 Body (Job No. : FJ-095)
Procedure Name: Body, Ch.4183, Ant.Intenna, Bat.Standard, Left, 10mm
Meas. Ambient Temp(celsius)-22.3,Tissue Temp(celsius)-22.0;Test Date-28/Mar/2012

Communication System: W-CDMA 850; Frequency: 836.6 MHz;Duty Cycle: 1:1
Medium parameters used: f = 836.6 MHz; σ = 0.98 mho/m; ε_r = 53.6; ρ = 1000 kg/m^3
Phantom section: Right Section

DASY5 Configuration:
- Probe: EX3DV4 - SN3537; ConvF(8.45, 8.45, 8.45); Calibrated: 2011-05-24
- Sensor-Surface: 2mm (Mechanical Surface Detection)
- Electronics: DAE4 Sn670; Calibrated: 2012-02-21
- Phantom: Triple Flat Phantom 5.1; Type: Triple Flat Phantom 5.1; Serial: MP-1007
- Measurement SW: DASY5, V5.0 Build 125; Postprocessing SW: SEMCAD, V13.4 Build 125

Body, Ch.4183, Ant.Intenna, Bat.Standard, Left, 10mm/Area Scan (41x81x1):
Measurement grid: dx=20mm, dy=20mm
Maximum value of SAR (interpolated) = 0.160 mW/g

Body, Ch.4183, Ant.Intenna, Bat.Standard, Left, 10mm/Zoom Scan (5x5x7)/Cube 0:
Measurement grid: dx=8mm, dy=8mm, dz=5mm
Reference Value = 12.7 V/m; Power Drift = 0.061 dB
Peak SAR (extrapolated) = 0.184 W/kg
SAR(1 g) = 0.130 mW/g; SAR(10 g) = 0.089 mW/g
Maximum value of SAR (measured) = 0.159 mW/g

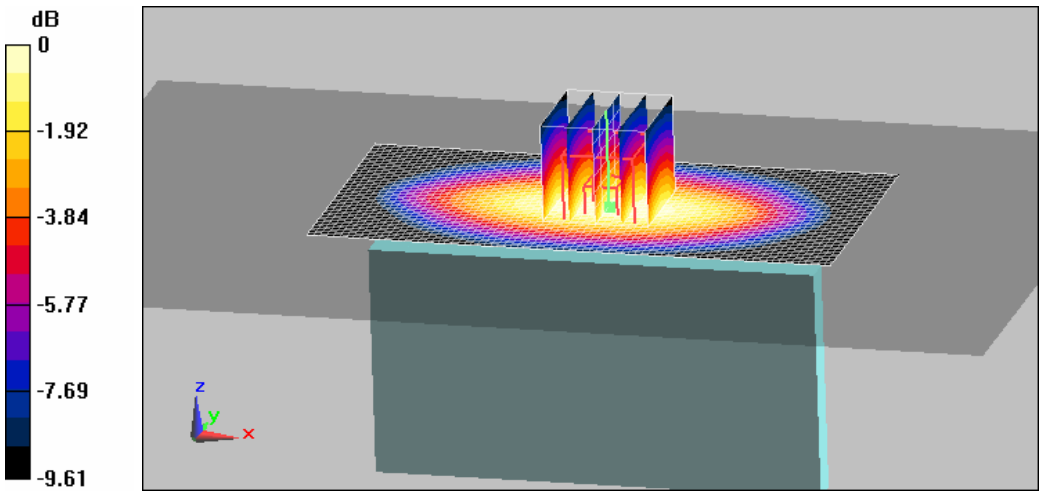

0 dB = 0.159mW/g

DUT: GT-I9300; Serial: FJ-095-A
Program Name: GT-I9300 WCDMA850 Body (Job No. : FJ-095)
Procedure Name: Body, Ch.4183, Ant.Intenna, Bat.Standard, Right, 10mm
Meas. Ambient Temp(celsius)-22.3,Tissue Temp(celsius)-22.0;Test Date-28/Mar/2012

Communication System: W-CDMA 850; Frequency: 836.6 MHz;Duty Cycle: 1:1
Medium parameters used: f = 836.6 MHz; σ = 0.98 mho/m; ε_r = 53.6; ρ = 1000 kg/m^3
Phantom section: Right Section

DASY5 Configuration:
- Probe: EX3DV4 - SN3537; ConvF(8.45, 8.45, 8.45); Calibrated: 2011-05-24
- Sensor-Surface: 2mm (Mechanical Surface Detection)
- Electronics: DAE4 Sn670; Calibrated: 2012-02-21
- Phantom: Triple Flat Phantom 5.1; Type: Triple Flat Phantom 5.1; Serial: MP-1007
- Measurement SW: DASY5, V5.0 Build 125; Postprocessing SW: SEMCAD, V13.4 Build 125

Body, Ch.4183, Ant.Intenna, Bat.Standard, Right, 10mm/Area Scan (41x81x1):
Measurement grid: dx=20mm, dy=20mm
Maximum value of SAR (interpolated) = 0.204 mW/g

Body, Ch.4183, Ant.Intenna, Bat.Standard, Right, 10mm/Zoom Scan (5x5x7)/Cube 0:
Measurement grid: dx=8mm, dy=8mm, dz=5mm
Reference Value = 14.2 V/m; Power Drift = -0.189 dB
Peak SAR (extrapolated) = 0.239 W/kg
SAR(1 g) = 0.167 mW/g; SAR(10 g) = 0.115 mW/g
Maximum value of SAR (measured) = 0.206 mW/g

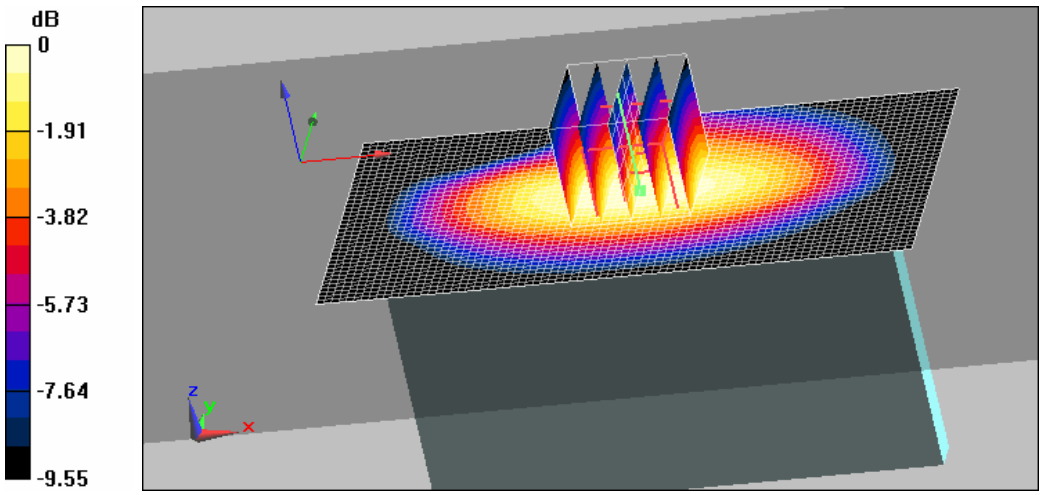

0 dB = 0.206mW/g

DUT: GT-I9300; Serial: FJ-095-A
Program Name: GT-I9300 WCDMA850 Body (Job No. : FJ-095)
Procedure Name: Body, Ch.4183, Ant.Intenna, Bat.Standard, Bottom, 10mm
Meas. Ambient Temp(celsius)-22.3,Tissue Temp(celsius)-22.0;Test Date-28/Mar/2012

Communication System: W-CDMA 850; Frequency: 836.6 MHz;Duty Cycle: 1:1
Medium parameters used: f = 836.6 MHz; σ = 0.98 mho/m; ε_r = 53.6; ρ = 1000 kg/m^3
Phantom section: Right Section

DASY5 Configuration:
- Probe: EX3DV4 - SN3537; ConvF(8.45, 8.45, 8.45); Calibrated: 2011-05-24
- Sensor-Surface: 2mm (Mechanical Surface Detection)
- Electronics: DAE4 Sn670; Calibrated: 2012-02-21
- Phantom: Triple Flat Phantom 5.1; Type: Triple Flat Phantom 5.1; Serial: MP-1007
- Measurement SW: DASY5, V5.0 Build 125; Postprocessing SW: SEMCAD, V13.4 Build 125

Body, Ch.4183, Ant.Intenna, Bat.Standard, Bottom, 10mm/Area Scan (71x51x1):
Measurement grid: dx=15mm, dy=15mm
Maximum value of SAR (interpolated) = 0.027 mW/g

Body, Ch.4183, Ant.Intenna, Bat.Standard, Bottom, 10mm/Zoom Scan 2 (5x5x7)/Cube 0:
Measurement grid: dx=8mm, dy=8mm, dz=5mm
Reference Value = 3.14 V/m; Power Drift = -0.193 dB
Peak SAR (extrapolated) = 0.025 W/kg
SAR(1 g) = 0.011 mW/g; SAR(10 g) = 0.00571 mW/g
Maximum value of SAR (measured) = 0.015 mW/g

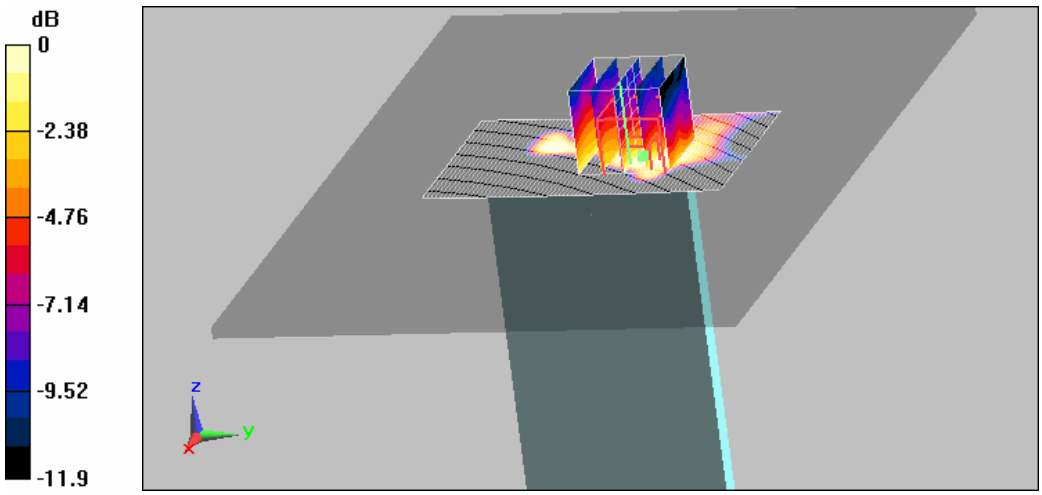

0 dB = 0.015mW/g

DUT: GT-I9300; Serial: FJ-095-A
Program Name: GT-I9300 WCDMA850 Body (Job No. : FJ-095)
Procedure Name: Body, Ch.4183, Ant.Intenna, Bat.Standard, Back, 10mm
Meas. Ambient Temp(celsius)-22.3,Tissue Temp(celsius)-22.0;Test Date-28/Mar/2012

Communication System: W-CDMA 850; Frequency: 836.6 MHz;Duty Cycle: 1:1
Medium parameters used: f = 836.6 MHz; σ = 0.98 mho/m; ε_r = 53.6; ρ = 1000 kg/m^3
Phantom section: Right Section

DASY5 Configuration:
- Probe: EX3DV4 - SN3537; ConvF(8.45, 8.45, 8.45); Calibrated: 2011-05-24
- Sensor-Surface: 2mm (Mechanical Surface Detection)
- Electronics: DAE4 Sn670; Calibrated: 2012-02-21
- Phantom: Triple Flat Phantom 5.1; Type: Triple Flat Phantom 5.1; Serial: MP-1007
- Measurement SW: DASY5, V5.0 Build 125; Postprocessing SW: SEMCAD, V13.4 Build 125

Body, Ch.4183, Ant.Intenna, Bat.Standard, Back, 10mm/Area Scan (51x81x1):
Measurement grid: dx=20mm, dy=20mm
Maximum value of SAR (interpolated) = 0.428 mW/g

Body, Ch.4183, Ant.Intenna, Bat.Standard, Back, 10mm/Zoom Scan (5x5x7)/Cube 0:
Measurement grid: dx=8mm, dy=8mm, dz=5mm
Reference Value = 21 V/m; Power Drift = -0.191 dB
Peak SAR (extrapolated) = 0.467 W/kg
SAR(1 g) = 0.374 mW/g; SAR(10 g) = 0.286 mW/g
Maximum value of SAR (measured) = 0.425 mW/g

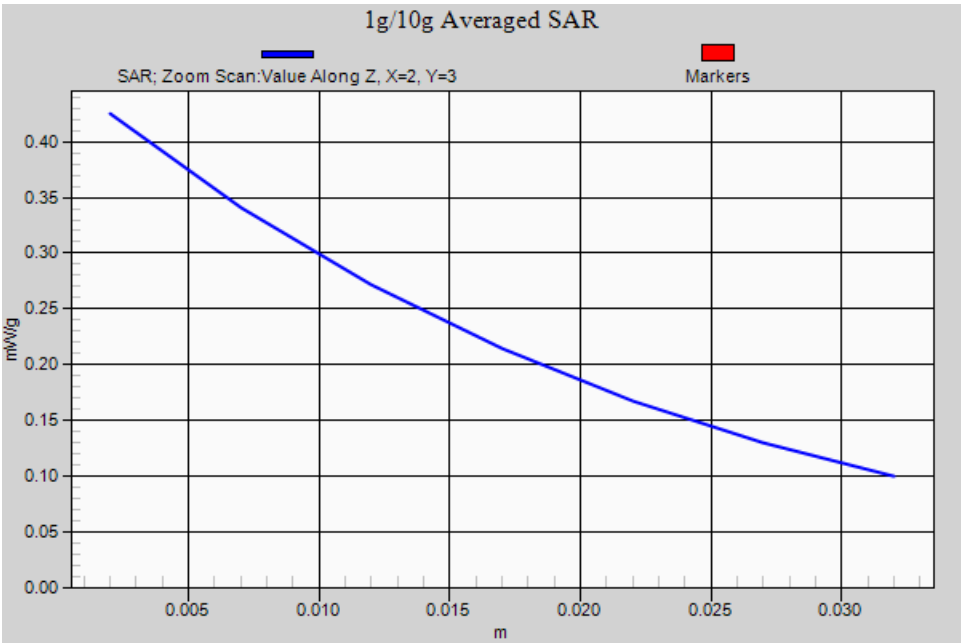

DUT: GT-I9300; Serial: FJ-095-A
Program Name: GT-I9300 WCDMA1900 Right (Job No.: FJ-095)
Procedure Name: Cheek/Touch, Ch9400, Ant.Intenna, Bat.Satandard
Meas. Ambient Temp(celsius)-22.6,Tissue Temp(celsius)-22.4;Test Date-29/Mar/2012

Communication System: WCDMA1900; Frequency: 1880 MHz;Duty Cycle: 1:1
Medium parameters used: f = 1880 MHz; σ = 1.38 mho/m; ε_r = 38.9; ρ = 1000 kg/m^3
Phantom section: Right Section

DASY5 Configuration:
- Probe: EX3DV4 - SN3537; ConvF(7, 7, 7); Calibrated: 2011-05-24
- Sensor-Surface: 4mm (Mechanical Surface Detection)
- Electronics: DAE4 Sn670; Calibrated: 2012-02-21
- Phantom: SAM PHANTOM #1; Type: SAM; Serial: TP-1603
- Measurement SW: DASY5, V5.0 Build 125; Postprocessing SW: SEMCAD, V13.4 Build 125

Cheek/Touch, Ch9400, Ant.Intenna, Bat.Satandard/Area Scan (51x71x1): Measurement grid: dx=20mm, dy=20mm
Maximum value of SAR (interpolated) = 0.416 mW/g

Cheek/Touch, Ch9400, Ant.Intenna, Bat.Satandard/Zoom Scan (5x5x7)/Cube 0:
Measurement grid: dx=8mm, dy=8mm, dz=5mm
Reference Value = 15.6 V/m; Power Drift = -0.110 dB
Peak SAR (extrapolated) = 0.537 W/kg
SAR(1 g) = 0.371 mW/g; SAR(10 g) = 0.248 mW/g
Maximum value of SAR (measured) = 0.397 mW/g

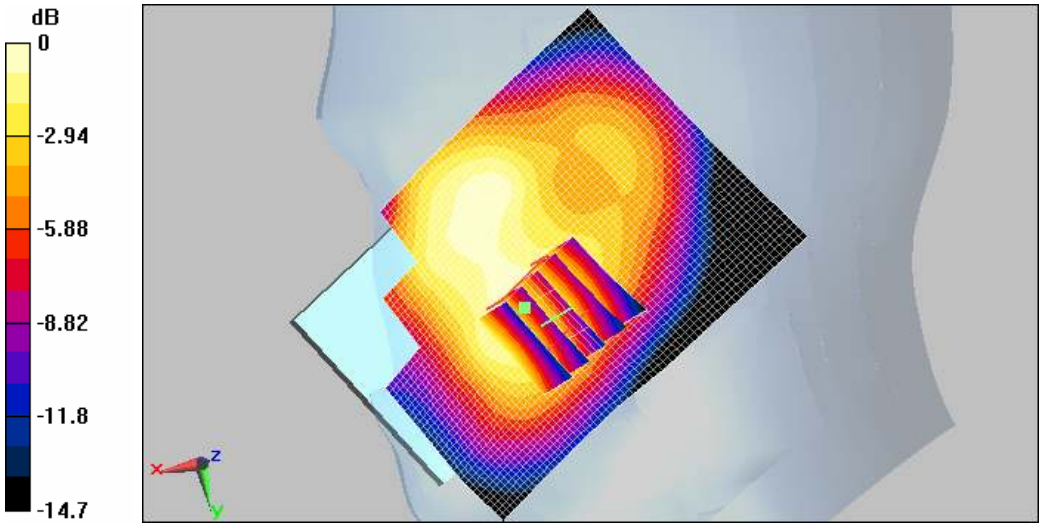

0 dB = 0.397mW/g

DUT: GT-I9300; Serial: FJ-095-A
Program Name: GT-I9300 WCDMA1900 Right (Job No.: FJ-095)
Procedure Name: Ear/Tilt, Ch.9400, Ant.Intenna, Bat.Standard
Meas. Ambient Temp(celsius)-22.6,Tissue Temp(celsius)-22.4;Test Date-29/Mar/2012

Communication System: WCDMA1900; Frequency: 1880 MHz;Duty Cycle: 1:1
Medium parameters used: f = 1880 MHz; σ = 1.38 mho/m; ε_r = 38.9; ρ = 1000 kg/m^3
Phantom section: Right Section

DASY5 Configuration:
- Probe: EX3DV4 - SN3537; ConvF(7, 7, 7); Calibrated: 2011-05-24
- Sensor-Surface: 4mm (Mechanical Surface Detection)
- Electronics: DAE4 Sn670; Calibrated: 2012-02-21
- Phantom: SAM PHANTOM #1; Type: SAM; Serial: TP-1603
- Measurement SW: DASY5, V5.0 Build 125; Postprocessing SW: SEMCAD, V13.4 Build 125

Ear/Tilt, Ch.9400, Ant.Intenna, Bat.Standard/Area Scan (51x71x1): Measurement grid: dx=20mm, dy=20mm
Maximum value of SAR (interpolated) = 0.344 mW/g

Ear/Tilt, Ch.9400, Ant.Intenna, Bat.Standard/Zoom Scan (5x5x7)/Cube 0: Measurement grid: dx=8mm, dy=8mm, dz=5mm
Reference Value = 14.1 V/m; Power Drift = 0.084 dB
Peak SAR (extrapolated) = 0.504 W/kg
SAR(1 g) = 0.319 mW/g; SAR(10 g) = 0.192 mW/g
Maximum value of SAR (measured) = 0.341 mW/g

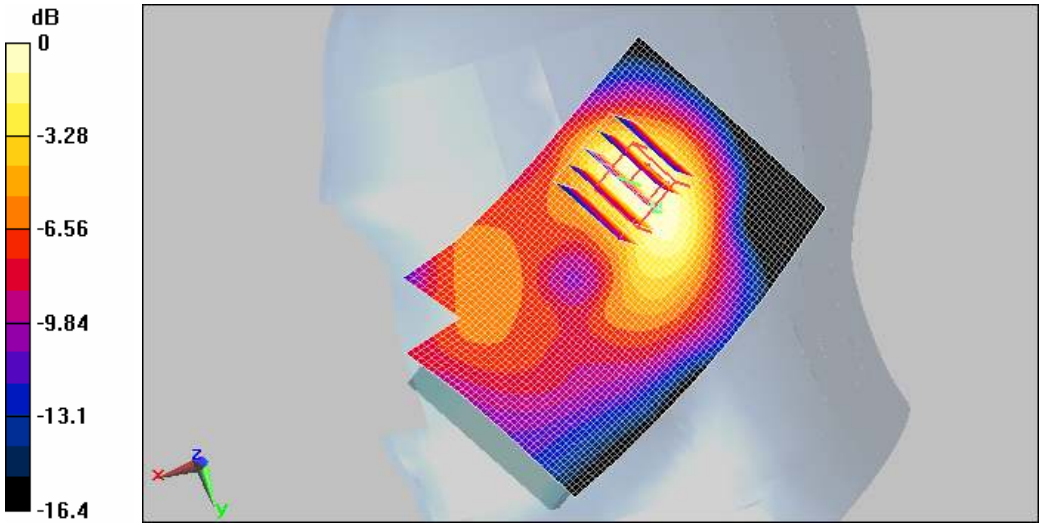

0 dB = 0.341mW/g

DUT: GT-I9300; Serial: FJ-095-A
Program Name: GT-I9300 WCDMA1900 Left (Job No.:FJ-095)
Procedure Name: Cheek/Touch, Ch.9400, Ant.Intenna, Bat.Satandard
Meas. Ambient Temp(celsius)-22.6,Tissue Temp(celsius)-22.4;Test Date-29/Mar/2012

Communication System: WCDMA1900; Frequency: 1880 MHz;Duty Cycle: 1:1
Medium parameters used: f = 1880 MHz; σ = 1.38 mho/m; ε_r = 38.9; ρ = 1000 kg/m^3
Phantom section: Left Section

DASY5 Configuration:
- Probe: EX3DV4 - SN3537; ConvF(7, 7, 7); Calibrated: 2011-05-24
- Sensor-Surface: 2mm (Mechanical Surface Detection)
- Electronics: DAE4 Sn670; Calibrated: 2012-02-21
- Phantom: SAM PHANTOM #1; Type: SAM; Serial: TP-1603
- Measurement SW: DASY5, V5.0 Build 125; Postprocessing SW: SEMCAD, V13.4 Build 125

Cheek/Touch, Ch.9400, Ant.Intenna, Bat.Satandard/Area Scan (51x71x1): Measurement grid: dx=20mm, dy=20mm
Maximum value of SAR (interpolated) = 0.589 mW/g

Cheek/Touch, Ch.9400, Ant.Intenna, Bat.Satandard/Zoom Scan (5x5x7)/Cube 0:
Measurement grid: dx=8mm, dy=8mm, dz=5mm
Reference Value = 16.1 V/m; Power Drift = 0.040 dB
Peak SAR (extrapolated) = 0.752 W/kg
SAR(1 g) = 0.490 mW/g; SAR(10 g) = 0.314 mW/g
Maximum value of SAR (measured) = 0.600 mW/g



0 dB = 0.600mW/g

DUT: GT-I9300; Serial: FJ-095-A
Program Name: GT-I9300 WCDMA1900 Left (Job No.:FJ-095)
Procedure Name: Ear/Tilt, Ch.9400, Ant.Intenna, Bat.Standard
Meas. Ambient Temp(celsius)-22.6,Tissue Temp(celsius)-22.4;Test Date-29/Mar/2012

Communication System: WCDMA1900; Frequency: 1880 MHz;Duty Cycle: 1:1
Medium parameters used: f = 1880 MHz; σ = 1.38 mho/m; ε_r = 38.9; ρ = 1000 kg/m^3
Phantom section: Left Section

DASY5 Configuration:
- Probe: EX3DV4 - SN3537; ConvF(7, 7, 7); Calibrated: 2011-05-24
- Sensor-Surface: 2mm (Mechanical Surface Detection)
- Electronics: DAE4 Sn670; Calibrated: 2012-02-21
- Phantom: SAM PHANTOM #1; Type: SAM; Serial: TP-1603
- Measurement SW: DASY5, V5.0 Build 125; Postprocessing SW: SEMCAD, V13.4 Build 125

Ear/Tilt, Ch.9400, Ant.Intenna, Bat.Standard/Area Scan (51x71x1): Measurement grid: dx=20mm, dy=20mm
Maximum value of SAR (interpolated) = 0.397 mW/g

Ear/Tilt, Ch.9400, Ant.Intenna, Bat.Standard/Zoom Scan 2 (5x5x7)/Cube 0: Measurement grid: dx=8mm, dy=8mm, dz=5mm
Reference Value = 15 V/m; Power Drift = -0.00985 dB
Peak SAR (extrapolated) = 0.411 W/kg
SAR(1 g) = 0.267 mW/g; SAR(10 g) = 0.174 mW/g
Maximum value of SAR (measured) = 0.335 mW/g

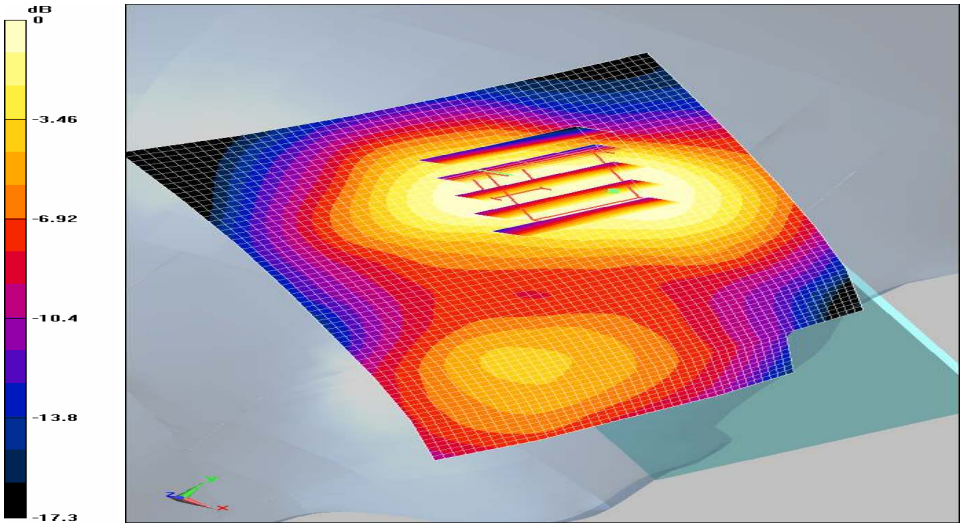

0 dB = 0.335mW/g

DUT: GT-I9300; Serial: FJ-095-A
Program Name: GT-I9300 WCDMA1900 Left (Job No.:FJ-095)
Procedure Name: Cheek/Touch, Ch.9400, Ant.Intenna, Bat.Satandard
Meas. Ambient Temp(celsius)-22.6,Tissue Temp(celsius)-22.4;Test Date-29/Mar/2012

Communication System: WCDMA1900; Frequency: 1880 MHz;Duty Cycle: 1:1
Medium parameters used: f = 1880 MHz; σ = 1.38 mho/m; ε_r = 38.9; ρ = 1000 kg/m^3
Phantom section: Left Section

DASY5 Configuration:
- Probe: EX3DV4 - SN3537; ConvF(7, 7, 7); Calibrated: 2011-05-24
- Sensor-Surface: 2mm (Mechanical Surface Detection)
- Electronics: DAE4 Sn670; Calibrated: 2012-02-21
- Phantom: SAM PHANTOM #1; Type: SAM; Serial: TP-1603
- Measurement SW: DASY5, V5.0 Build 125; Postprocessing SW: SEMCAD, V13.4 Build 125

Cheek/Touch, Ch.9400, Ant.Intenna, Bat.Satandard/Area Scan (51x71x1): Measurement grid: dx=20mm, dy=20mm
Maximum value of SAR (interpolated) = 0.589 mW/g

Cheek/Touch, Ch.9400, Ant.Intenna, Bat.Satandard/Zoom Scan (5x5x7)/Cube 0:
Measurement grid: dx=8mm, dy=8mm, dz=5mm
Reference Value = 16.1 V/m; Power Drift = 0.040 dB
Peak SAR (extrapolated) = 0.752 W/kg
SAR(1 g) = 0.490 mW/g; SAR(10 g) = 0.314 mW/g
Maximum value of SAR (measured) = 0.600 mW/g

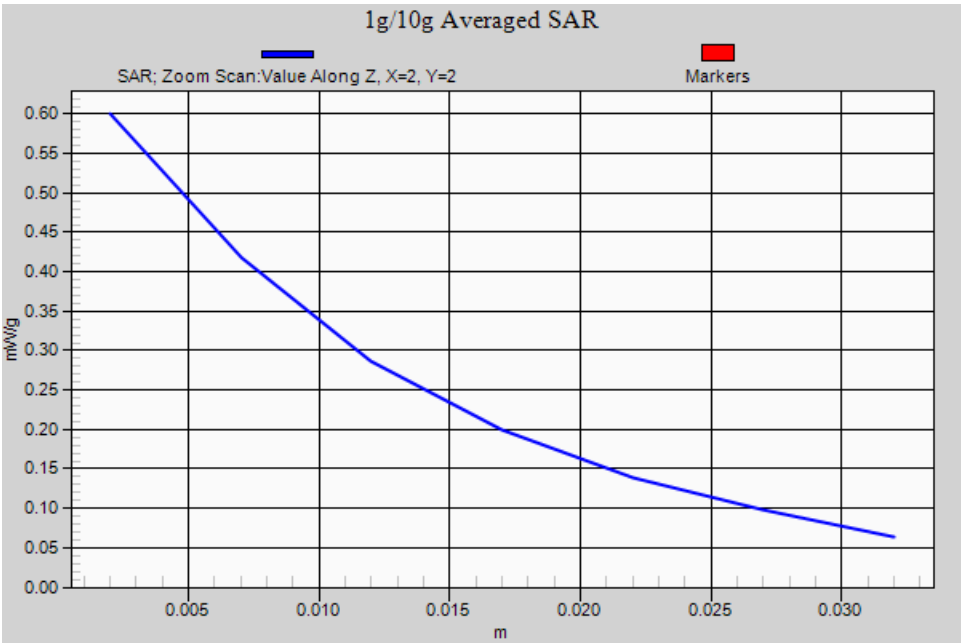

DUT: GT-I9300; Serial: FJ-095-A
Program Name: GT-I9300 WCDMA1900 Body (Job No. : FJ-095)
Procedure Name: Body, Ch.9400, Ant.Intenna, Bat.Standard, Back, 10mm
Meas. Ambient Temp(celsius)-22.4,Tissue Temp(celsius)-22.2;Test Date-29/Mar/2012

Communication System: WCDMA1900; Frequency: 1880 MHz;Duty Cycle: 1:1
Medium parameters used: f = 1880 MHz; σ = 1.5 mho/m; ε_r = 51.9; ρ = 1000 kg/m^3
Phantom section: Left Section

DASY5 Configuration:
- Probe: EX3DV4 - SN3537; ConvF(7.04, 7.04, 7.04); Calibrated: 2011-05-24
- Sensor-Surface: 2mm (Mechanical Surface Detection)
- Electronics: DAE4 Sn670; Calibrated: 2012-02-21
- Phantom: Triple Flat Phantom 5.1; Type: Triple Flat Phantom 5.1; Serial: MP-1007
- Measurement SW: DASY5, V5.0 Build 125; Postprocessing SW: SEMCAD, V13.4 Build 125

Body, Ch.9400, Ant.Intenna, Bat.Standard, Back, 10mm/Area Scan (51x71x1):
Measurement grid: dx=20mm, dy=20mm
Maximum value of SAR (interpolated) = 1.05 mW/g

Body, Ch.9400, Ant.Intenna, Bat.Standard, Back, 10mm/Zoom Scan (5x5x7)/Cube 0:
Measurement grid: dx=8mm, dy=8mm, dz=5mm
Reference Value = 19.5 V/m; Power Drift = 0.022 dB
Peak SAR (extrapolated) = 1.06 W/kg
SAR(1 g) = 0.712 mW/g; SAR(10 g) = 0.462 mW/g
Maximum value of SAR (measured) = 0.872 mW/g

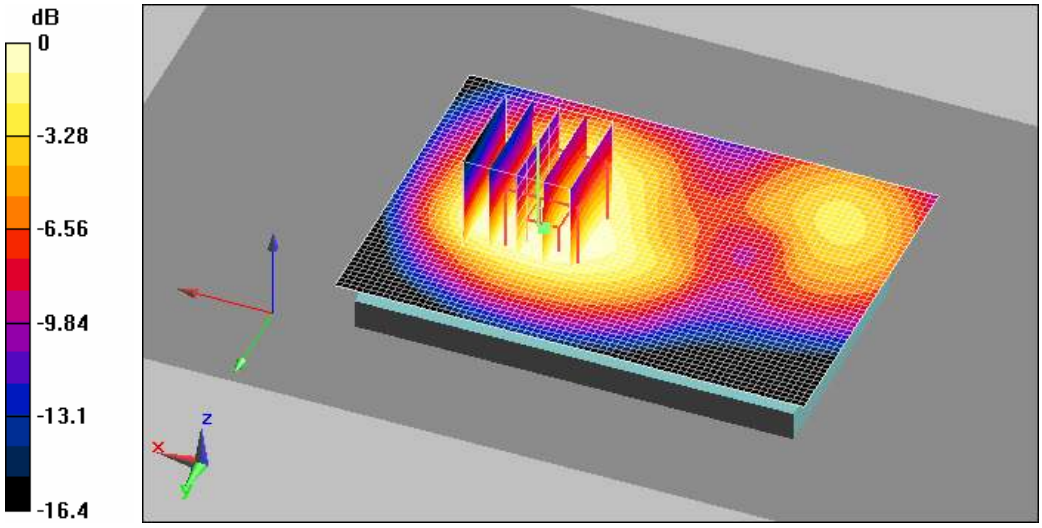

0 dB = 0.872mW/g

DUT: GT-I9300; Serial: FJ-095-A
Program Name: GT-I9300 WCDMA1900 Body (Job No. : FJ-095)
Procedure Name: Body, Ch.9400, Ant.Intenna, Bat.Standard, Front, 10mm
Meas. Ambient Temp(celsius)-22.4,Tissue Temp(celsius)-22.2;Test Date-29/Mar/2012

Communication System: WCDMA1900; Frequency: 1880 MHz;Duty Cycle: 1:1
Medium parameters used: f = 1880 MHz; σ = 1.5 mho/m; ε_r = 51.9; ρ = 1000 kg/m^3
Phantom section: Left Section

DASY5 Configuration:
- Probe: EX3DV4 - SN3537; ConvF(7.04, 7.04, 7.04); Calibrated: 2011-05-24
- Sensor-Surface: 2mm (Mechanical Surface Detection)
- Electronics: DAE4 Sn670; Calibrated: 2012-02-21
- Phantom: Triple Flat Phantom 5.1; Type: Triple Flat Phantom 5.1; Serial: MP-1007
- Measurement SW: DASY5, V5.0 Build 125; Postprocessing SW: SEMCAD, V13.4 Build 125

Body, Ch.9400, Ant.Intenna, Bat.Standard, Front, 10mm/Area Scan (51x71x1):
Measurement grid: dx=20mm, dy=20mm
Maximum value of SAR (interpolated) = 1.13 mW/g

Body, Ch.9400, Ant.Intenna, Bat.Standard, Front, 10mm/Zoom Scan (5x5x7)/Cube 0:
Measurement grid: dx=8mm, dy=8mm, dz=5mm
Reference Value = 12.9 V/m; Power Drift = -0.043 dB
Peak SAR (extrapolated) = 1.12 W/kg
SAR(1 g) = 0.772 mW/g; SAR(10 g) = 0.518 mW/g
Maximum value of SAR (measured) = 0.946 mW/g

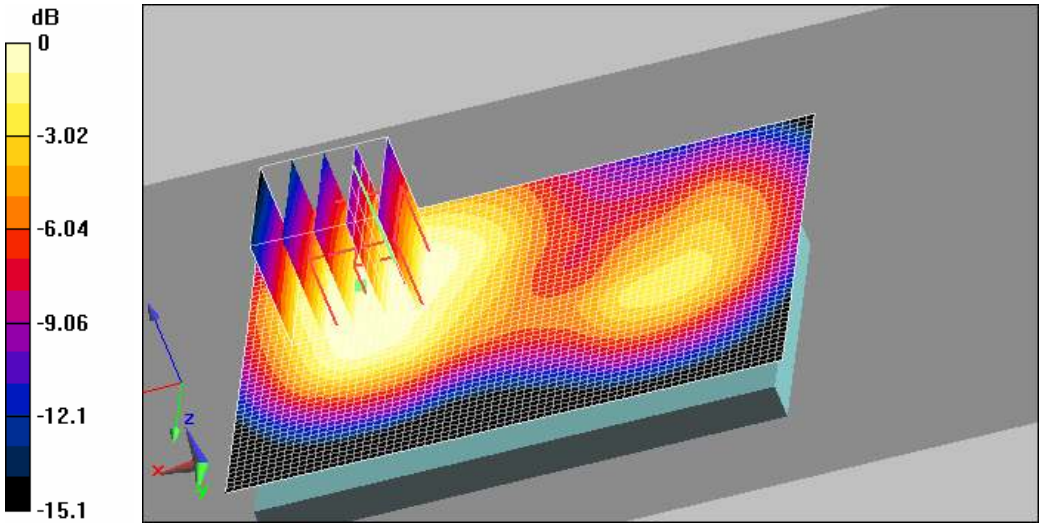

0 dB = 0.946mW/g

DUT: GT-I9300; Serial: FJ-095-A
Program Name: GT-I9300 WCDMA1900 Body (Job No. : FJ-095)
Procedure Name: Body, Ch.9400, Ant.Intenna, Bat.Standard, Left, 10mm
Meas. Ambient Temp(celsius)-22.4,Tissue Temp(celsius)-22.2;Test Date-29/Mar/2012

Communication System: WCDMA1900; Frequency: 1880 MHz;Duty Cycle: 1:1
Medium parameters used: f = 1880 MHz; σ = 1.5 mho/m; ε_r = 51.9; ρ = 1000 kg/m^3
Phantom section: Left Section

DASY5 Configuration:
- Probe: EX3DV4 - SN3537; ConvF(7.04, 7.04, 7.04); Calibrated: 2011-05-24
- Sensor-Surface: 2mm (Mechanical Surface Detection)
- Electronics: DAE4 Sn670; Calibrated: 2012-02-21
- Phantom: Triple Flat Phantom 5.1; Type: Triple Flat Phantom 5.1; Serial: MP-1007
- Measurement SW: DASY5, V5.0 Build 125; Postprocessing SW: SEMCAD, V13.4 Build 125

Body, Ch.9400, Ant.Intenna, Bat.Standard, Left, 10mm/Area Scan (51x71x1):
Measurement grid: dx=20mm, dy=20mm
Maximum value of SAR (interpolated) = 0.780 mW/g

Body, Ch.9400, Ant.Intenna, Bat.Standard, Left, 10mm/Zoom Scan (5x5x7)/Cube 0:
Measurement grid: dx=8mm, dy=8mm, dz=5mm
Reference Value = 14.6 V/m; Power Drift = -0.029 dB
Peak SAR (extrapolated) = 0.914 W/kg
SAR(1 g) = 0.567 mW/g; SAR(10 g) = 0.327 mW/g
Maximum value of SAR (measured) = 0.750 mW/g

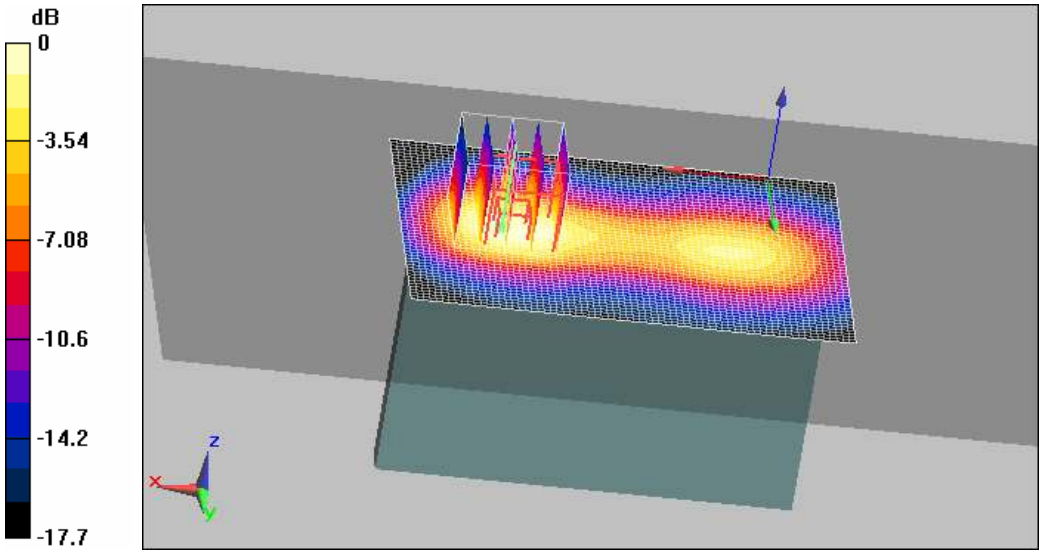

0 dB = 0.750mW/g

DUT: GT-I9300; Serial: FJ-095-A
Program Name: GT-I9300 WCDMA1900 Body (Job No. : FJ-095)
Procedure Name: Body, Ch.9400, Ant.Intenna, Bat.Standard, Right, 10mm
Meas. Ambient Temp(celsius)-22.4,Tissue Temp(celsius)-22.2;Test Date-29/Mar/2012

Communication System: WCDMA1900; Frequency: 1880 MHz;Duty Cycle: 1:1
Medium parameters used: f = 1880 MHz; σ = 1.5 mho/m; ε_r = 51.9; ρ = 1000 kg/m^3
Phantom section: Left Section

DASY5 Configuration:
- Probe: EX3DV4 - SN3537; ConvF(7.04, 7.04, 7.04); Calibrated: 2011-05-24
- Sensor-Surface: 2mm (Mechanical Surface Detection)
- Electronics: DAE4 Sn670; Calibrated: 2012-02-21
- Phantom: Triple Flat Phantom 5.1; Type: Triple Flat Phantom 5.1; Serial: MP-1007
- Measurement SW: DASY5, V5.0 Build 125; Postprocessing SW: SEMCAD, V13.4 Build 125

Body, Ch.9400, Ant.Intenna, Bat.Standard, Right, 10mm/Area Scan (51x71x1):
Measurement grid: dx=20mm, dy=20mm
Maximum value of SAR (interpolated) = 0.315 mW/g

Body, Ch.9400, Ant.Intenna, Bat.Standard, Right, 10mm/Zoom Scan (5x5x7)/Cube 0:
Measurement grid: dx=8mm, dy=8mm, dz=5mm
Reference Value = 6.76 V/m; Power Drift = 0.00368 dB
Peak SAR (extrapolated) = 0.360 W/kg
SAR(1 g) = 0.226 mW/g; SAR(10 g) = 0.133 mW/g
Maximum value of SAR (measured) = 0.300 mW/g

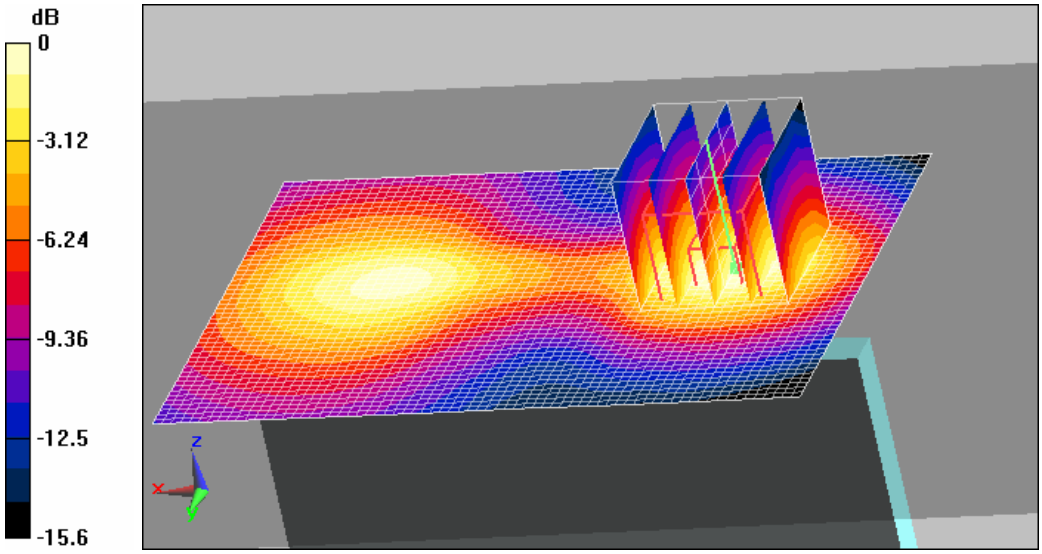

0 dB = 0.300mW/g

DUT: GT-I9300; Serial: FJ-095-A
Program Name: GT-I9300 WCDMA1900 Body (Job No. : FJ-095)
Procedure Name: Body, Ch.9400, Ant.Intenna, Bat.Standard, Bottom, 10mm
Meas. Ambient Temp(celsius)-22.4,Tissue Temp(celsius)-22.2;Test Date-29/Mar/2012

Communication System: WCDMA1900; Frequency: 1880 MHz;Duty Cycle: 1:1
Medium parameters used: f = 1880 MHz; σ = 1.5 mho/m; ε_r = 51.9; ρ = 1000 kg/m^3
Phantom section: Left Section

DASY5 Configuration:
- Probe: EX3DV4 - SN3537; ConvF(7.04, 7.04, 7.04); Calibrated: 2011-05-24
- Sensor-Surface: 2mm (Mechanical Surface Detection)
- Electronics: DAE4 Sn670; Calibrated: 2012-02-21
- Phantom: Triple Flat Phantom 5.1; Type: Triple Flat Phantom 5.1; Serial: MP-1007
- Measurement SW: DASY5, V5.0 Build 125; Postprocessing SW: SEMCAD, V13.4 Build 125

Body, Ch.9400, Ant.Intenna, Bat.Standard, Bottom, 10mm/Area Scan (61x41x1):
Measurement grid: dx=20mm, dy=20mm
Maximum value of SAR (interpolated) = 0.412 mW/g

Body, Ch.9400, Ant.Intenna, Bat.Standard, Bottom, 10mm/Zoom Scan (5x5x7)/Cube 0:
Measurement grid: dx=8mm, dy=8mm, dz=5mm
Reference Value = 16.2 V/m; Power Drift = -0.129 dB
Peak SAR (extrapolated) = 0.547 W/kg
SAR(1 g) = 0.328 mW/g; SAR(10 g) = 0.184 mW/g
Maximum value of SAR (measured) = 0.446 mW/g

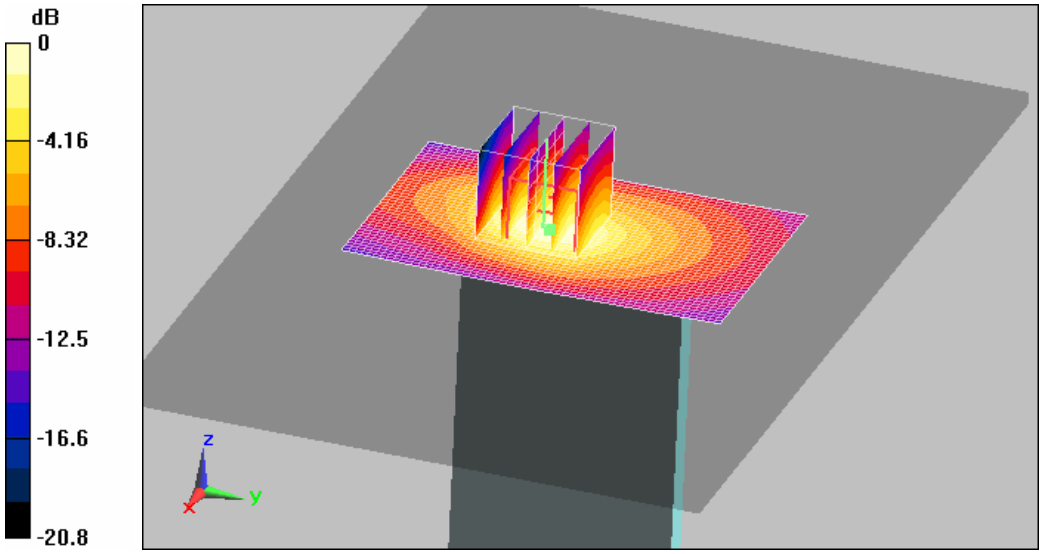

0 dB = 0.446mW/g

DUT: GT-I9300; Serial: FJ-095-A
Program Name: GT-I9300 WCDMA1900 Body (Job No. : FJ-095)
Procedure Name: Body, Ch.9400, Ant.Intenna, Bat.Standard, Front, 10mm
Meas. Ambient Temp(celsius)-22.4,Tissue Temp(celsius)-22.2;Test Date-29/Mar/2012

Communication System: WCDMA1900; Frequency: 1880 MHz;Duty Cycle: 1:1
Medium parameters used: f = 1880 MHz; σ = 1.5 mho/m; ε_r = 51.9; ρ = 1000 kg/m^3
Phantom section: Left Section

DASY5 Configuration:
- Probe: EX3DV4 - SN3537; ConvF(7.04, 7.04, 7.04); Calibrated: 2011-05-24
- Sensor-Surface: 2mm (Mechanical Surface Detection)
- Electronics: DAE4 Sn670; Calibrated: 2012-02-21
- Phantom: Triple Flat Phantom 5.1; Type: Triple Flat Phantom 5.1; Serial: MP-1007
- Measurement SW: DASY5, V5.0 Build 125; Postprocessing SW: SEMCAD, V13.4 Build 125

Body, Ch.9400, Ant.Intenna, Bat.Standard, Front, 10mm/Area Scan (51x71x1):
Measurement grid: dx=20mm, dy=20mm
Maximum value of SAR (interpolated) = 1.13 mW/g

Body, Ch.9400, Ant.Intenna, Bat.Standard, Front, 10mm/Zoom Scan (5x5x7)/Cube 0:
Measurement grid: dx=8mm, dy=8mm, dz=5mm
Reference Value = 12.9 V/m; Power Drift = -0.043 dB
Peak SAR (extrapolated) = 1.12 W/kg
SAR(1 g) = 0.772 mW/g; SAR(10 g) = 0.518 mW/g
Maximum value of SAR (measured) = 0.946 mW/g

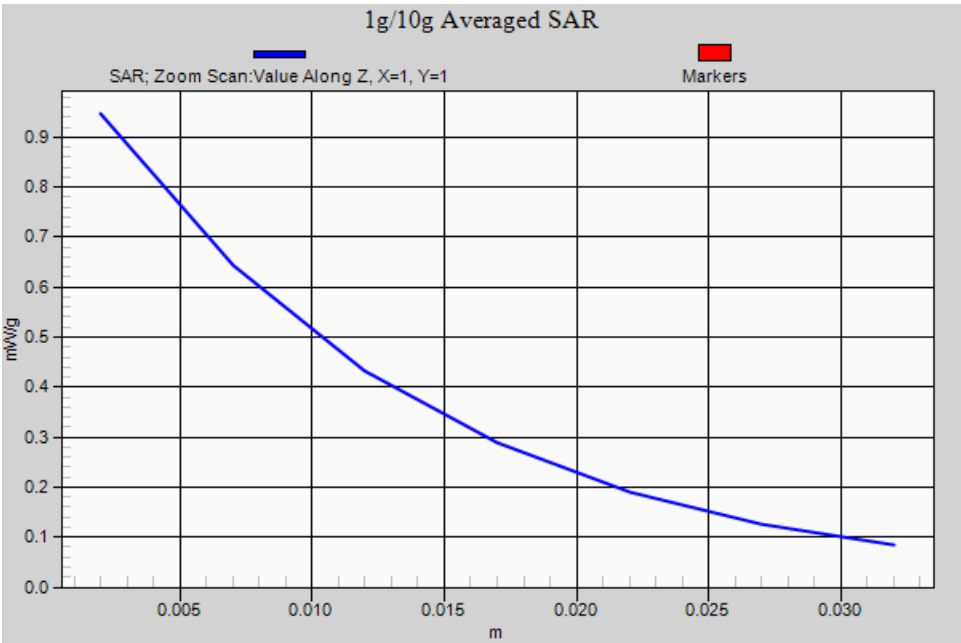

DUT: GT-I9300; Serial: FJ-095-A
Program Name: GT-I9300 WLAN Right(Job No. : FJ-095)
Procedure Name: Cheek, Ch.11, Ant.Intenna, Bat.Standard, 1Mbps
Meas. Ambient Temp(celsius)-22.1;Tissue Temp(celsius)-21.7;Test Date-10/May/2012

Communication System: WLAN; Frequency: 2462 MHz;Duty Cycle: 1:1
Medium parameters used: f = 2462 MHz; σ = 1.86 mho/m; ε_r = 37.2; ρ = 1000 kg/m^3
Phantom section: Right Section

DASY5 Configuration:
- Probe: EX3DV4 - SN3537; ConvF(6.36, 6.36, 6.36); Calibrated: 2011-05-24
- Sensor-Surface: 2mm (Mechanical Surface Detection)
- Electronics: DAE4 Sn670; Calibrated: 2012-02-21
- Phantom: SAM PHANTOM #2; Type: SAM; Serial: TP-1425
- Measurement SW: DASY5, V5.0 Build 125; Postprocessing SW: SEMCAD, V13.4 Build 125

Cheek, Ch.11, Ant.Intenna, Bat.Standard, 1Mbps/Area Scan (51x71x1): Measurement grid: dx=20mm, dy=20mm
Maximum value of SAR (interpolated) = 0.108 mW/g

Cheek, Ch.11, Ant.Intenna, Bat.Standard, 1Mbps/Zoom Scan (5x5x7)/Cube 0:
Measurement grid: dx=8mm, dy=8mm, dz=5mm
Reference Value = 6.68 V/m; Power Drift = 0.065 dB
Peak SAR (extrapolated) = 0.130 W/kg
SAR(1 g) = 0.068 mW/g; SAR(10 g) = 0.036 mW/g
Maximum value of SAR (measured) = 0.095 mW/g

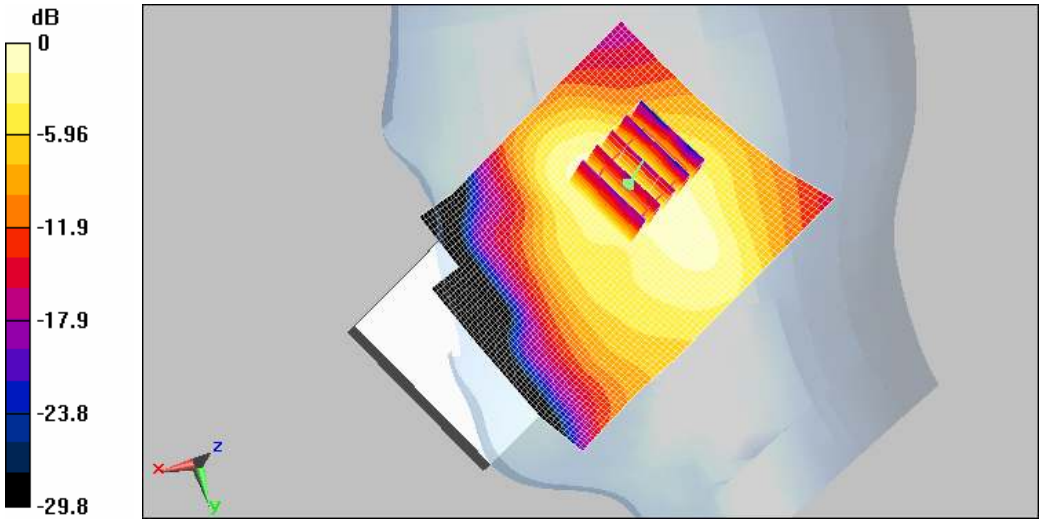

0 dB = 0.095mW/g

DUT: GT-I9300; Serial: FJ-095-A
Program Name: GT-I9300 WLAN Right(Job No. : FJ-095)
Procedure Name: Tilted, Ch.11, Ant.Intenna, Bat.Standard, 1Mbps
Meas. Ambient Temp(celsius)-22.1;Tissue Temp(celsius)-21.7;Test Date-10/May/2012

Communication System: WLAN; Frequency: 2462 MHz;Duty Cycle: 1:1
Medium parameters used: f = 2462 MHz; σ = 1.86 mho/m; ε_r = 37.2; ρ = 1000 kg/m^3
Phantom section: Right Section

DASY5 Configuration:
- Probe: EX3DV4 - SN3537; ConvF(6.36, 6.36, 6.36); Calibrated: 2011-05-24
- Sensor-Surface: 2mm (Mechanical Surface Detection)
- Electronics: DAE4 Sn670; Calibrated: 2012-02-21
- Phantom: SAM PHANTOM #2; Type: SAM; Serial: TP-1425
- Measurement SW: DASY5, V5.0 Build 125; Postprocessing SW: SEMCAD, V13.4 Build 125

Tilted, Ch.11, Ant.Intenna, Bat.Standard, 1Mbps/Area Scan (51x71x1): Measurement grid: dx=20mm, dy=20mm
Maximum value of SAR (interpolated) = 0.075 mW/g

Tilted, Ch.11, Ant.Intenna, Bat.Standard, 1Mbps/Zoom Scan (5x5x7)/Cube 0:
Measurement grid: dx=8mm, dy=8mm, dz=5mm
Reference Value = 6.46 V/m; Power Drift = 0.064 dB
Peak SAR (extrapolated) = 0.105 W/kg
SAR(1 g) = 0.052 mW/g; SAR(10 g) = 0.027 mW/g
Maximum value of SAR (measured) = 0.075 mW/g

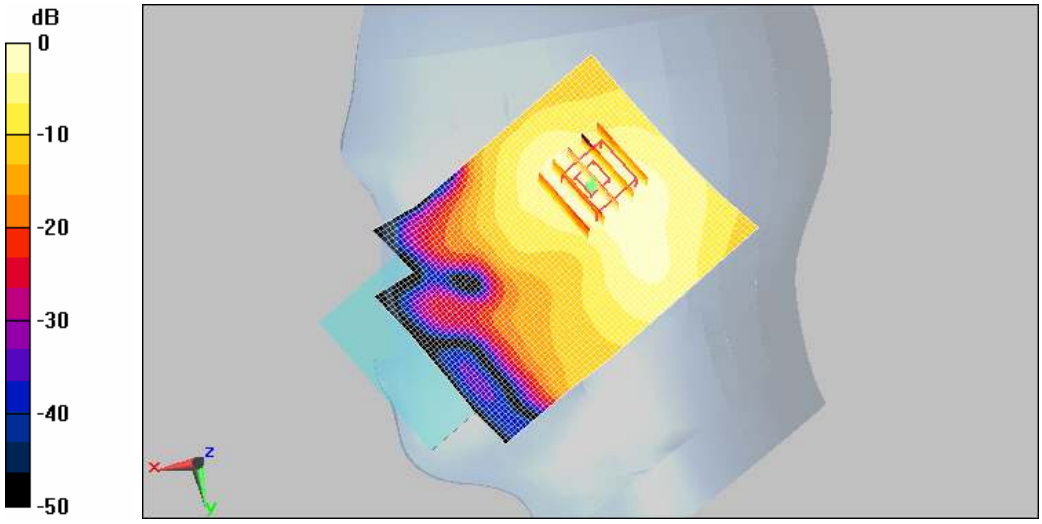

0 dB = 0.075mW/g

DUT: GT-I9300; Serial: FJ-095-A
Program Name: GT-I9300 WLAN Left(Job No. : FJ-095)
Procedure Name: Cheek, Ch.11, Ant.Intenna, Bat.Standard, 1Mbps
Meas. Ambient Temp(celsius)-22.2,Tissue Temp(celsius)-21.9;Test Date-11/May/2012

Communication System: WLAN; Frequency: 2462 MHz;Duty Cycle: 1:1
Medium parameters used: f = 2462 MHz; σ = 1.86 mho/m; ε_r = 37.2; ρ = 1000 kg/m^3
Phantom section: Left Section

DASY5 Configuration:
- Probe: EX3DV4 - SN3537; ConvF(6.36, 6.36, 6.36); Calibrated: 2011-05-24
- Sensor-Surface: 2mm (Mechanical Surface Detection)
- Electronics: DAE4 Sn670; Calibrated: 2012-02-21
- Phantom: SAM PHANTOM #2; Type: SAM; Serial: TP-1425
- Measurement SW: DASY5, V5.0 Build 125; Postprocessing SW: SEMCAD, V13.4 Build 125

Cheek, Ch.11, Ant.Intenna, Bat.Standard, 1Mbps/Area Scan (51x71x1): Measurement grid: dx=20mm, dy=20mm
Maximum value of SAR (interpolated) = 0.205 mW/g

Cheek, Ch.11, Ant.Intenna, Bat.Standard, 1Mbps/Zoom Scan (5x5x7)/Cube 0:
Measurement grid: dx=8mm, dy=8mm, dz=5mm
Reference Value = 6.02 V/m; Power Drift = 0.159 dB
Peak SAR (extrapolated) = 0.307 W/kg
SAR(1 g) = 0.138 mW/g; SAR(10 g) = 0.066 mW/g
Maximum value of SAR (measured) = 0.218 mW/g



0 dB = 0.218mW/g

DUT: GT-I9300; Serial: FJ-095-A
Program Name: GT-I9300 WLAN Left(Job No. : FJ-095)
Procedure Name: Tilted, Ch.11, Ant.Intenna, Bat.Standard, 1Mbps
Meas. Ambient Temp(celsius)-22.2,Tissue Temp(celsius)-21.9;Test Date-11/May/2012

Communication System: WLAN; Frequency: 2462 MHz;Duty Cycle: 1:1
Medium parameters used: f = 2462 MHz; σ = 1.86 mho/m; ε_r = 37.2; ρ = 1000 kg/m^3
Phantom section: Left Section

DASY5 Configuration:
- Probe: EX3DV4 - SN3537; ConvF(6.36, 6.36, 6.36); Calibrated: 2011-05-24
- Sensor-Surface: 2mm (Mechanical Surface Detection)
- Electronics: DAE4 Sn670; Calibrated: 2012-02-21
- Phantom: SAM PHANTOM #2; Type: SAM; Serial: TP-1425
- Measurement SW: DASY5, V5.0 Build 125; Postprocessing SW: SEMCAD, V13.4 Build 125

Tilted, Ch.11, Ant.Intenna, Bat.Standard, 1Mbps/Area Scan (51x71x1): Measurement grid: dx=20mm, dy=20mm
Maximum value of SAR (interpolated) = 0.129 mW/g

Tilted, Ch.11, Ant.Intenna, Bat.Standard, 1Mbps/Zoom Scan (5x5x7)/Cube 0:
Measurement grid: dx=8mm, dy=8mm, dz=5mm
Reference Value = 6.43 V/m; Power Drift = 0.033 dB
Peak SAR (extrapolated) = 0.211 W/kg
SAR(1 g) = 0.100 mW/g; SAR(10 g) = 0.049 mW/g
Maximum value of SAR (measured) = 0.147 mW/g



0 dB = 0.147mW/g

DUT: GT-I9300; Serial: FJ-095-A
Program Name: GT-I9300 WLAN Left(Job No. : FJ-095)
Procedure Name: Cheek, Ch.11, Ant.Intenna, Bat.Standard, 1Mbps
Meas. Ambient Temp(celsius)-22.2,Tissue Temp(celsius)-21.9;Test Date-11/May/2012

Communication System: WLAN; Frequency: 2462 MHz;Duty Cycle: 1:1
Medium parameters used: f = 2462 MHz; σ = 1.86 mho/m; ε_r = 37.2; ρ = 1000 kg/m^3
Phantom section: Left Section

DASY5 Configuration:
- Probe: EX3DV4 - SN3537; ConvF(6.36, 6.36, 6.36); Calibrated: 2011-05-24
- Sensor-Surface: 2mm (Mechanical Surface Detection)
- Electronics: DAE4 Sn670; Calibrated: 2012-02-21
- Phantom: SAM PHANTOM #2; Type: SAM; Serial: TP-1425
- Measurement SW: DASY5, V5.0 Build 125; Postprocessing SW: SEMCAD, V13.4 Build 125

Cheek, Ch.11, Ant.Intenna, Bat.Standard, 1Mbps/Area Scan (51x71x1): Measurement grid: dx=20mm, dy=20mm
Maximum value of SAR (interpolated) = 0.205 mW/g

Cheek, Ch.11, Ant.Intenna, Bat.Standard, 1Mbps/Zoom Scan (5x5x7)/Cube 0:
Measurement grid: dx=8mm, dy=8mm, dz=5mm
Reference Value = 6.02 V/m; Power Drift = 0.159 dB
Peak SAR (extrapolated) = 0.307 W/kg
SAR(1 g) = 0.138 mW/g; SAR(10 g) = 0.066 mW/g
Maximum value of SAR (measured) = 0.218 mW/g

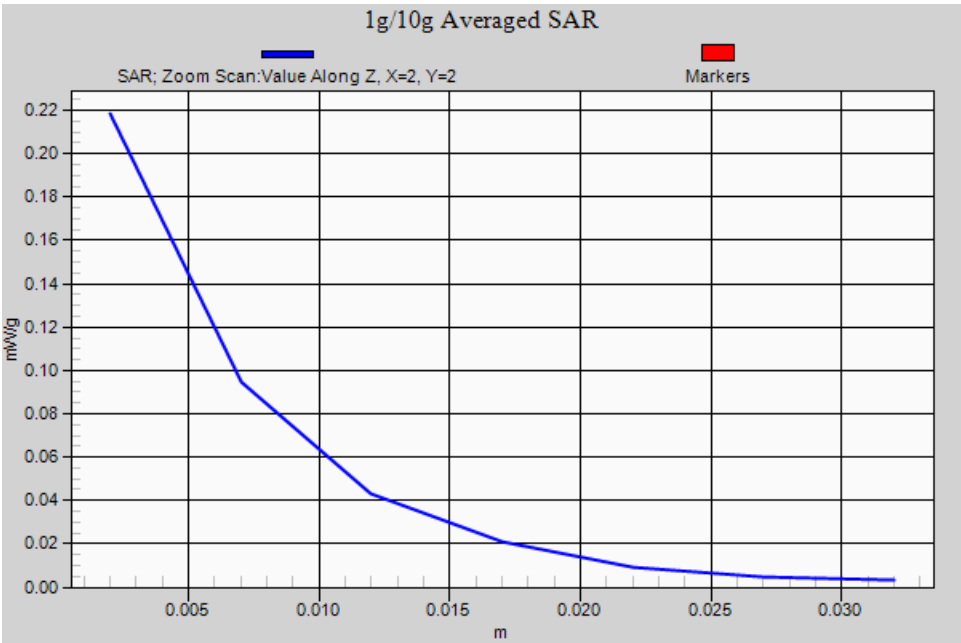

DUT: GT-I9300; Serial: FJ-095-A
Program Name: GT-I9300 WLAN Body (Job No. : FJ-095)
Procedure Name: Body, Ch.11, Ant.Intenna, Bat.Standard, Back, 1Mbps, 10mm
Meas. Ambient Temp(celsius)-22.0,Tissue Temp(celsius)-21.7;Test Date-11/May/2012

Communication System: WLAN; Frequency: 2462 MHz;Duty Cycle: 1:1
Medium parameters used: f = 2462 MHz; σ = 1.95 mho/m; ε_r = 51.1; ρ = 1000 kg/m^3
Phantom section: Center Section

DASY5 Configuration:
- Probe: EX3DV4 - SN3537; ConvF(6.58, 6.58, 6.58); Calibrated: 2011-05-24
- Sensor-Surface: 4mm (Mechanical Surface Detection)
- Electronics: DAE4 Sn670; Calibrated: 2012-02-21
- Phantom: Triple Flat Phantom 5.1; Type: Triple Flat Phantom 5.1; Serial: MP-1007
- Measurement SW: DASY5, V5.0 Build 125; Postprocessing SW: SEMCAD, V13.4 Build 125

Body, Ch.11, Ant.Intenna, Bat.Standard, Back, 1Mbps, 10mm/Area Scan (51x71x1):
Measurement grid: dx=20mm, dy=20mm
Maximum value of SAR (interpolated) = 0.295 mW/g

Body, Ch.11, Ant.Intenna, Bat.Standard, Back, 1Mbps, 10mm/Zoom Scan (5x5x7)/Cube 0:
Measurement grid: dx=8mm, dy=8mm, dz=5mm
Reference Value = 4.18 V/m; Power Drift = -0.113 dB
Peak SAR (extrapolated) = 0.453 W/kg
SAR(1 g) = 0.231 mW/g; SAR(10 g) = 0.106 mW/g
Maximum value of SAR (measured) = 0.277 mW/g

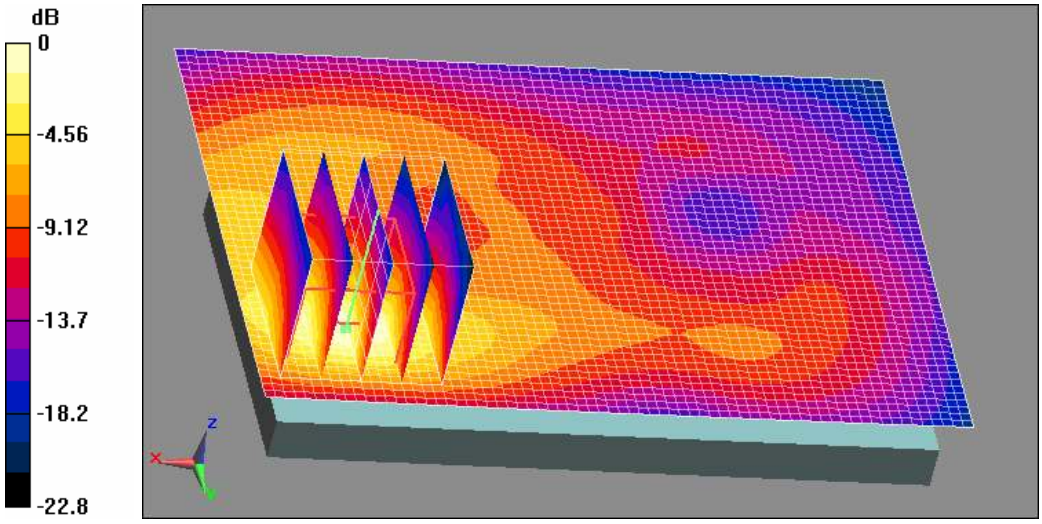

0 dB = 0.277mW/g

DUT: GT-I9300; Serial: FJ-095-A
Program Name: GT-I9300 WLAN Body (Job No. : FJ-095)
Procedure Name: Body, Ch.11, Ant.Intenna, Bat.Standard, Front, 1Mbps, 10mm
Meas. Ambient Temp(celsius)-22.0,Tissue Temp(celsius)-21.7;Test Date-11/May/2012

Communication System: WLAN; Frequency: 2462 MHz;Duty Cycle: 1:1
Medium parameters used: f = 2462 MHz; σ = 1.95 mho/m; ε_r = 51.1; ρ = 1000 kg/m^3
Phantom section: Center Section

DASY5 Configuration:
- Probe: EX3DV4 - SN3537; ConvF(6.58, 6.58, 6.58); Calibrated: 2011-05-24
- Sensor-Surface: 4mm (Mechanical Surface Detection)
- Electronics: DAE4 Sn670; Calibrated: 2012-02-21
- Phantom: Triple Flat Phantom 5.1; Type: Triple Flat Phantom 5.1; Serial: MP-1007
- Measurement SW: DASY5, V5.0 Build 125; Postprocessing SW: SEMCAD, V13.4 Build 125

Body, Ch.11, Ant.Intenna, Bat.Standard, Front, 1Mbps, 10mm/Area Scan (51x71x1):
Measurement grid: dx=20mm, dy=20mm
Maximum value of SAR (interpolated) = 0.035 mW/g

Body, Ch.11, Ant.Intenna, Bat.Standard, Front, 1Mbps, 10mm/Zoom Scan (5x5x7)/Cube 0:
Measurement grid: dx=8mm, dy=8mm, dz=5mm
Reference Value = 3.1 V/m; Power Drift = -0.030 dB
Peak SAR (extrapolated) = 0.048 W/kg
SAR(1 g) = 0.030 mW/g; SAR(10 g) = 0.018 mW/g
Maximum value of SAR (measured) = 0.032 mW/g

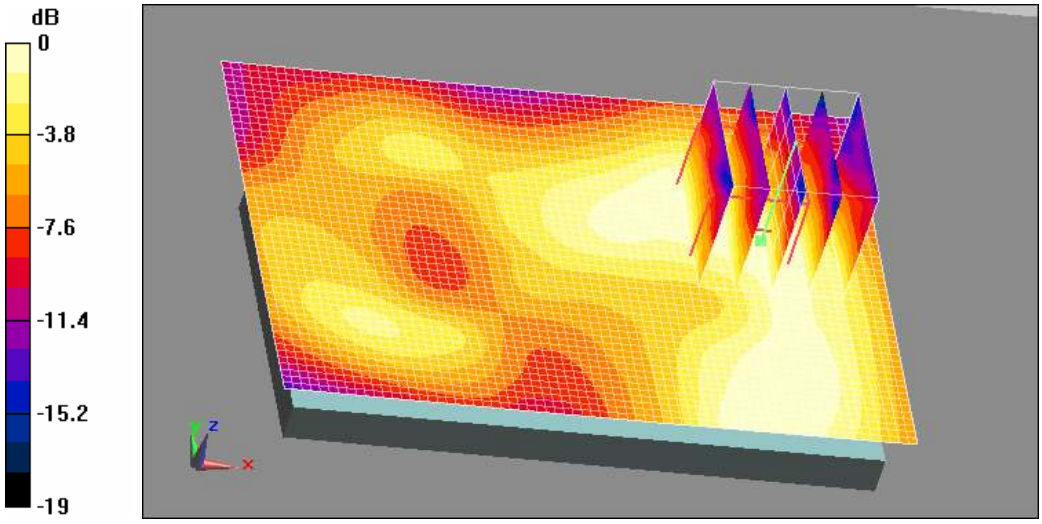

0 dB = 0.032mW/g

DUT: GT-I9300; Serial: FJ-095-A
Program Name: GT-I9300 WLAN Body (Job No. : FJ-095)
Procedure Name: Body, Ch.11, Ant.Intenna, Bat.Standard, Right, 1Mbps, 10mm
Meas. Ambient Temp(celsius)-22.0,Tissue Temp(celsius)-21.7;Test Date-11/May/2012

Communication System: WLAN; Frequency: 2462 MHz;Duty Cycle: 1:1
Medium parameters used: f = 2462 MHz; σ = 1.95 mho/m; ε_r = 51.1; ρ = 1000 kg/m^3
Phantom section: Center Section

DASY5 Configuration:
- Probe: EX3DV4 - SN3537; ConvF(6.58, 6.58, 6.58); Calibrated: 2011-05-24
- Sensor-Surface: 4mm (Mechanical Surface Detection)
- Electronics: DAE4 Sn670; Calibrated: 2012-02-21
- Phantom: Triple Flat Phantom 5.1; Type: Triple Flat Phantom 5.1; Serial: MP-1007
- Measurement SW: DASY5, V5.0 Build 125; Postprocessing SW: SEMCAD, V13.4 Build 125

Body, Ch.11, Ant.Intenna, Bat.Standard, Right, 1Mbps, 10mm/Area Scan (41x71x1):
Measurement grid: dx=20mm, dy=20mm
Maximum value of SAR (interpolated) = 0.119 mW/g

Body, Ch.11, Ant.Intenna, Bat.Standard, Right, 1Mbps, 10mm/Zoom Scan (5x5x7)/Cube 0:
Measurement grid: dx=8mm, dy=8mm, dz=5mm
Reference Value = 5.17 V/m; Power Drift = 0.144 dB
Peak SAR (extrapolated) = 0.247 W/kg
SAR(1 g) = 0.135 mW/g; SAR(10 g) = 0.068 mW/g
Maximum value of SAR (measured) = 0.153 mW/g

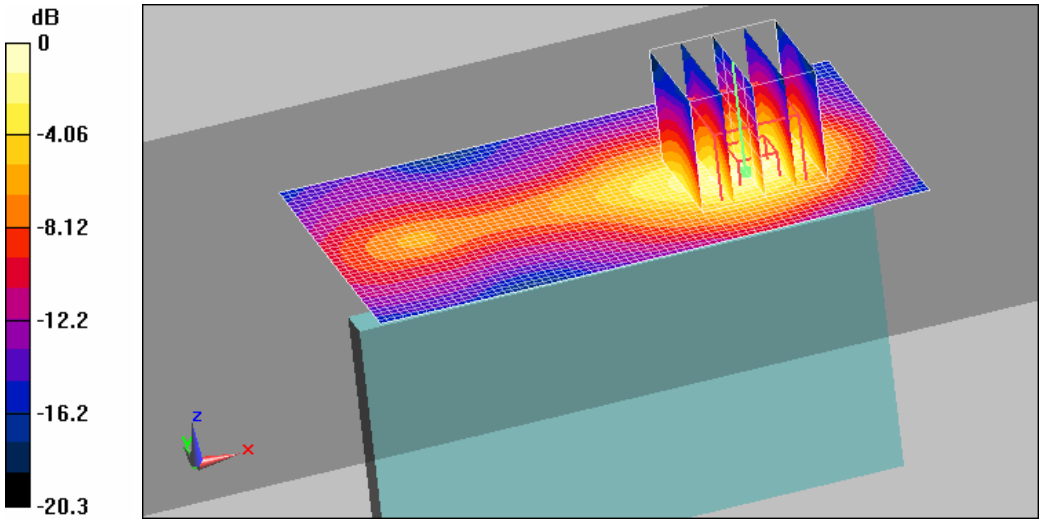

0 dB = 0.153mW/g

DUT: GT-I9300; Serial: FJ-095-A
Program Name: GT-I9300 WLAN Body (Job No. : FJ-095)
Procedure Name: Body, Ch.11, Ant.Intenna, Bat.Standard, Top, 1Mbps, 10mm
Meas. Ambient Temp(celsius)-22.0,Tissue Temp(celsius)-21.7;Test Date-11/May/2012

Communication System: WLAN; Frequency: 2462 MHz;Duty Cycle: 1:1
Medium parameters used: f = 2462 MHz; σ = 1.95 mho/m; ε_r = 51.1; ρ = 1000 kg/m^3
Phantom section: Center Section

DASY5 Configuration:
- Probe: EX3DV4 - SN3537; ConvF(6.58, 6.58, 6.58); Calibrated: 2011-05-24
- Sensor-Surface: 4mm (Mechanical Surface Detection)
- Electronics: DAE4 Sn670; Calibrated: 2012-02-21
- Phantom: Triple Flat Phantom 5.1; Type: Triple Flat Phantom 5.1; Serial: MP-1007
- Measurement SW: DASY5, V5.0 Build 125; Postprocessing SW: SEMCAD, V13.4 Build 125

Body, Ch.11, Ant.Intenna, Bat.Standard, Top, 1Mbps, 10mm/Area Scan (51x71x1):
Measurement grid: dx=20mm, dy=20mm
Maximum value of SAR (interpolated) = 0.027 mW/g

Body, Ch.11, Ant.Intenna, Bat.Standard, Top, 1Mbps, 10mm/Zoom Scan (5x5x7)/Cube 0:
Measurement grid: dx=8mm, dy=8mm, dz=5mm
Reference Value = 3.13 V/m; Power Drift = 0.169 dB
Peak SAR (extrapolated) = 0.041 W/kg
SAR(1 g) = 0.023 mW/g; SAR(10 g) = 0.014 mW/g
Maximum value of SAR (measured) = 0.024 mW/g

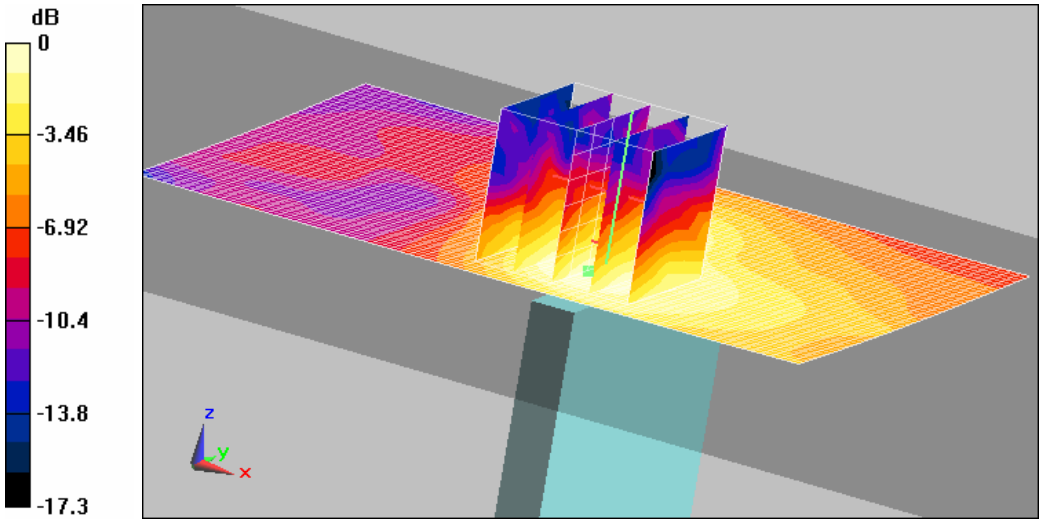

0 dB = 0.024mW/g

DUT: GT-I9300; Serial: FJ-095-A
Program Name: GT-I9300 WLAN Body (Job No. : FJ-095)
Procedure Name: Body, Ch.11, Ant.Intenna, Bat.Standard, Back, 1Mbps, 10mm
Meas. Ambient Temp(celsius)-22.0,Tissue Temp(celsius)-21.7;Test Date-11/May/2012

Communication System: WLAN; Frequency: 2462 MHz;Duty Cycle: 1:1
Medium parameters used: f = 2462 MHz; σ = 1.95 mho/m; ε_r = 51.1; ρ = 1000 kg/m^3
Phantom section: Center Section

DASY5 Configuration:
- Probe: EX3DV4 - SN3537; ConvF(6.58, 6.58, 6.58); Calibrated: 2011-05-24
- Sensor-Surface: 4mm (Mechanical Surface Detection)
- Electronics: DAE4 Sn670; Calibrated: 2012-02-21
- Phantom: Triple Flat Phantom 5.1; Type: Triple Flat Phantom 5.1; Serial: MP-1007
- Measurement SW: DASY5, V5.0 Build 125; Postprocessing SW: SEMCAD, V13.4 Build 125

Body, Ch.11, Ant.Intenna, Bat.Standard, Back, 1Mbps, 10mm/Area Scan (51x71x1):
Measurement grid: dx=20mm, dy=20mm
Maximum value of SAR (interpolated) = 0.295 mW/g
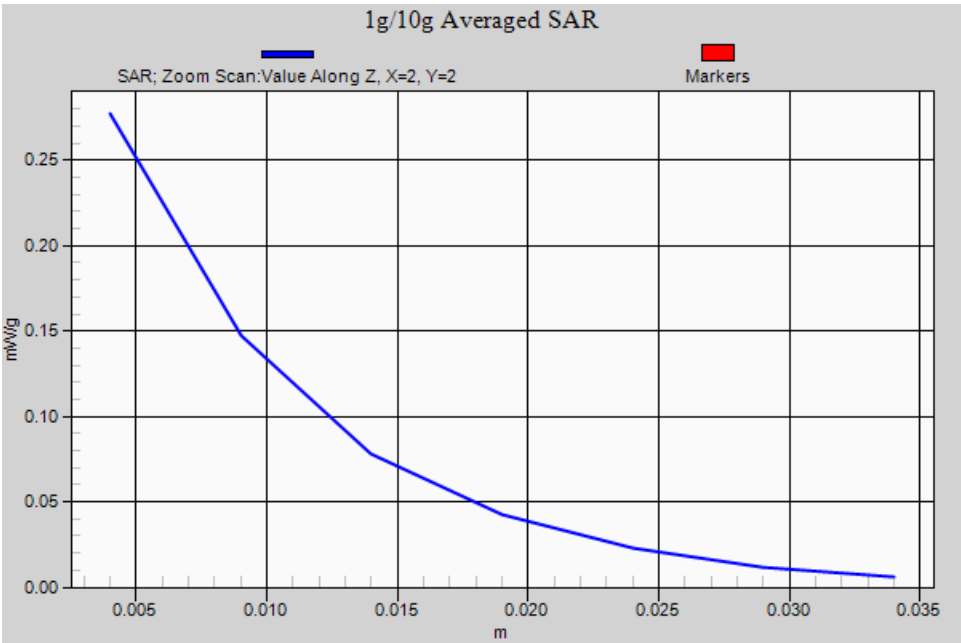
Body, Ch.11, Ant.Intenna, Bat.Standard, Back, 1Mbps, 10mm/Zoom Scan (5x5x7)/Cube 0:
Measurement grid: dx=8mm, dy=8mm, dz=5mm
Reference Value = 4.18 V/m; Power Drift = -0.113 dB
Peak SAR (extrapolated) = 0.453 W/kg
SAR(1 g) = 0.231 mW/g; SAR(10 g) = 0.106 mW/g
Maximum value of SAR (measured) = 0.277 mW/g