APPENDIX F: SAR TEST SETUP PHOTOGRAPHS

© 2013 PCTEST Engineering Laboratory, Inc.



SAR Test Setup Photo 1: Right Cheek



SAR Test Setup Photo 2: Right Tilt

© 2013 PCTEST Engineering Laboratory, Inc.



SAR Test Setup Photo 3: Left Cheek



SAR Test Setup Photo 4: Left Tilt

© 2013 PCTEST Engineering Laboratory, Inc.



SAR Test Setup Photo 5: Back Side at 1.0 cm



SAR Test Setup Photo 6: Front Side at 1.0 cm

© 2013 PCTEST Engineering Laboratory, Inc.

SAR Test Setup Photo 7: Top Edge at 1.0 cm

SAR Test Setup Photo 8: Bottom Edge at 1.0 cm

© 2013 PCTEST Engineering Laboratory, Inc.



SAR Test Setup Photo 9: Right Edge at 1.0 cm

SAR Test Setup Photo 10: Left Edge at 1.0 cm

© 2013 PCTEST Engineering Laboratory, Inc.

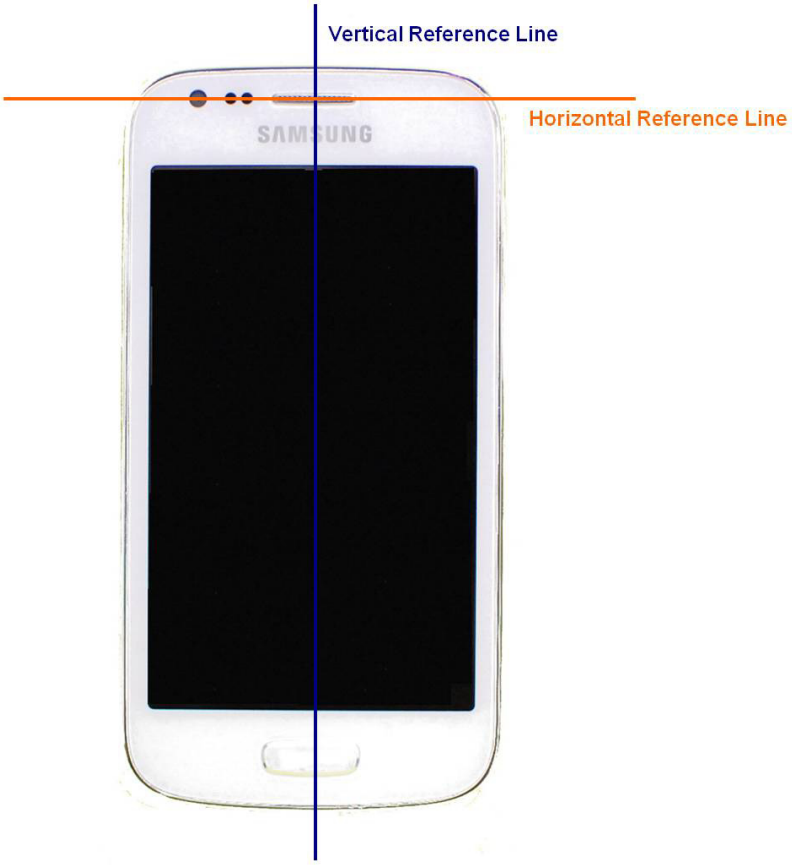

SAR Test Setup Photo 11: Horizontal and Vertical Reference Lines

© 2013 PCTEST Engineering Laboratory, Inc.