5. 99 % bandwidth

5.1. Test setup

EUT	—	Attenuator	—	Spectrum Analyzer

5.2. Limit

None; for reporting purpose only

5.3. Test procedure

All data rates and modes were investigated for this test. The full data for the worst case data rate are reported in this section.

1. Set the spectrum analyzer as SPAN = 2 or 3 times necessary bandwidth, RBW = approximately 1 % of the SPAN, VBW is set to 3 times RBW, Detector = Sample, Trace mode = max hold.
2. Measure lowest and highest frequencies are placed in a running sum until 0.5 % and 99.5 % of the total is reached.
3. Record the SPAN between the lowest and the highest frequencies for the 99 % occupied bandwidth.
4. Repeat until all the test channels are investigated.

The results shown in this test report refer only to the sample(s) tested unless otherwise stated. This test report cannot be reproduced, except in full, without prior written permission of the Company.

5.4. Test result

Ambient temperature : (24 ± 1) ℃
Relative humidity : 49 % R.H.

5.4.1. 99 % Bandwidth

Band	Mode	Frequency (㎒)	Ch.	Data Rate	99% Bandwidth (㎒)
U-NII 1	11a	5 180	36	6	16.76
		5 220	44	6	16.75
		5 240	48	6	16.78
	11an_HT20	5 180	36	MCS0	17.75
		5 220	44	MCS0	17.77
		5 240	48	MCS0	17.72
	11an_HT40	5 190	38	MCS0	36.15
		5 230	46	MCS0	36.23
	11ac_VHT20	5 180	36	MCS0	17.74
		5 220	44	MCS0	17.75
		5 240	48	MCS0	17.76
	11ac_VHT40	5 190	38	MCS0	36.16
		5 230	46	MCS0	36.22
	11ac_VHT80	5 210	42	MCS0	76.23
U-NII 2A	11a	5 260	52	6	16.78
		5 300	60	6	16.79
		5 320	64	6	16.73
	11an_HT20	5 260	52	MCS0	17.74
		5 300	60	MCS0	17.76
		5 320	64	MCS0	17.74
	11an_HT40	5 270	54	MCS0	36.09
		5 310	62	MCS0	36.26
	11ac_VHT20	5 260	52	MCS0	17.72
		5 300	60	MCS0	17.79
		5 320	64	MCS0	17.76
	11ac_VHT40	5 270	54	MCS0	36.12
		5 310	62	MCS0	36.23
	11ac_VHT80	5 290	58	MCS0	75.89

The results shown in this test report refer only to the sample(s) tested unless otherwise stated. This test report cannot be reproduced, except in full, without prior written permission of the Company.

Band	Mode	Frequency (㎒)	Ch.	Data Rate	99% Bandwidth (㎒)
U-NII 2C	11a	5 500	100	6	16.76
		5 580	116	6	16.76
		5 700	140	6	16.80
	11an_HT20	5 500	100	MCS0	17.77
		5 580	116	MCS0	17.76
		5 700	140	MCS0	17.75
	11an_HT40	5 510	102	MCS0	36.14
		5 550	110	MCS0	36.21
		5 670	134	MCS0	36.30
	11ac_VHT20	5 500	100	MCS0	17.77
		5 580	116	MCS0	17.77
		5 700	140	MCS0	17.75
	11ac_VHT40	5 510	102	MCS0	36.19
		5 550	110	MCS0	36.26
		5 670	134	MCS0	36.24
	11ac_VHT80	5 530	106	MCS0	75.94
U-NII 3	11a	5 745	149	6	16.82
		5 785	157	6	16.80
		5 825	165	6	16.79
	11an_HT20	5 745	149	MCS0	17.77
		5 785	157	MCS0	17.75
		5 825	165	MCS0	17.74
	11an_HT40	5 755	151	MCS0	36.25
		5 795	159	MCS0	36.24
	11ac_VHT20	5 745	149	MCS0	17.76
		5 785	157	MCS0	17.77
		5 825	165	MCS0	17.75
	11ac_VHT40	5 755	151	MCS0	36.25
		5 795	159	MCS0	36.21
	11ac_VHT80	5 775	155	MCS0	76.05

The results shown in this test report refer only to the sample(s) tested unless otherwise stated. This test report cannot be reproduced, except in full, without prior written permission of the Company.

99 % Bandwidth

802.11a (Band 1)

Low Channel (5 180 ㎒)

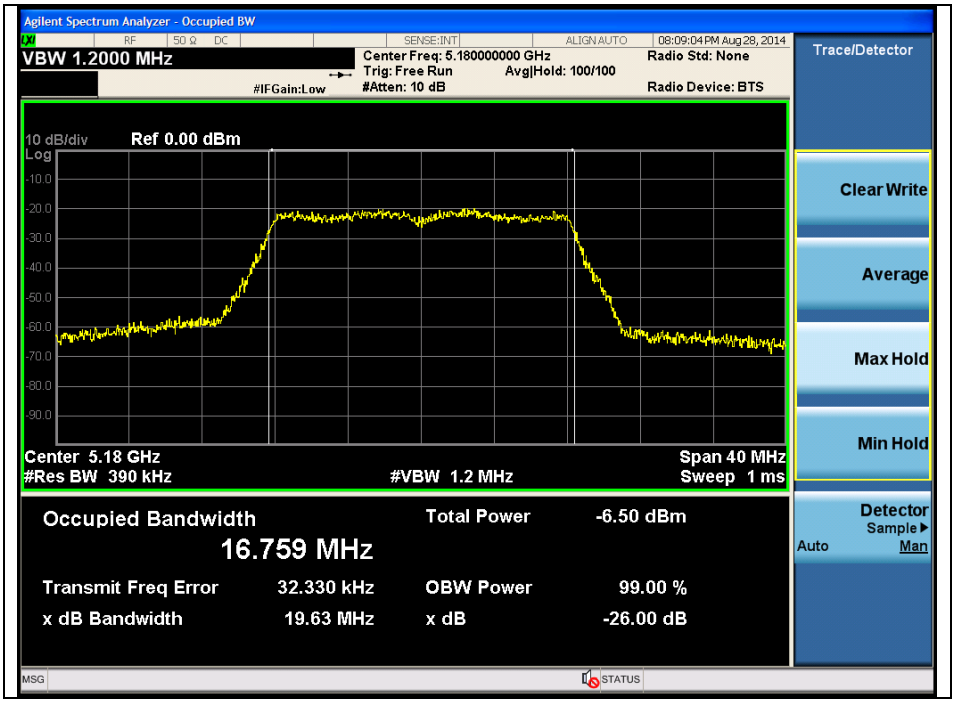

Middle Channel (5 220 ㎒)

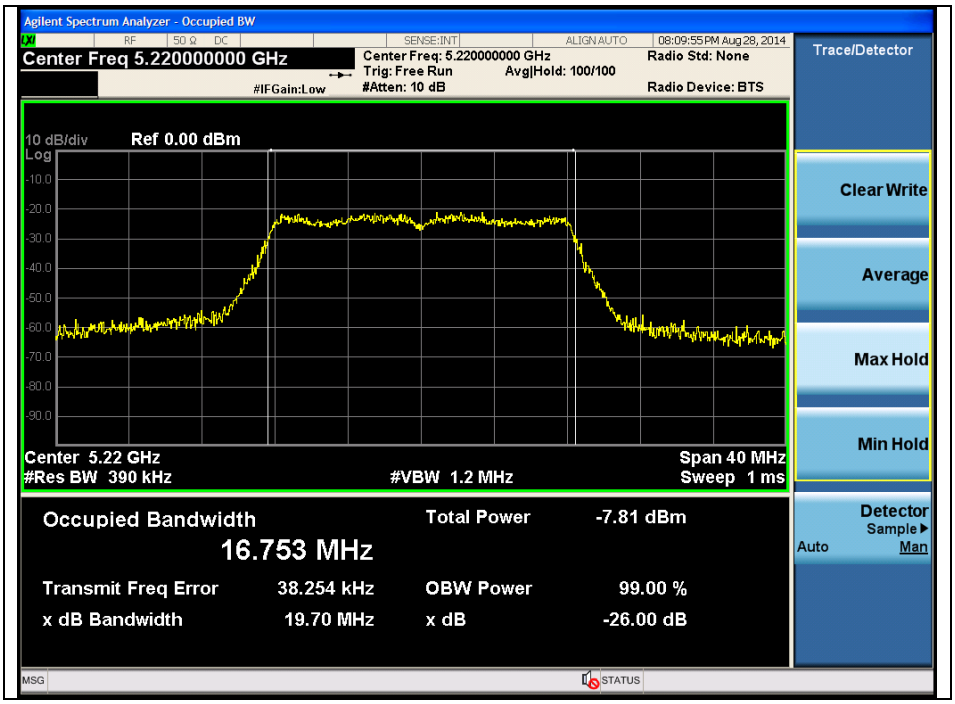

High Channel (5 240 ㎒)

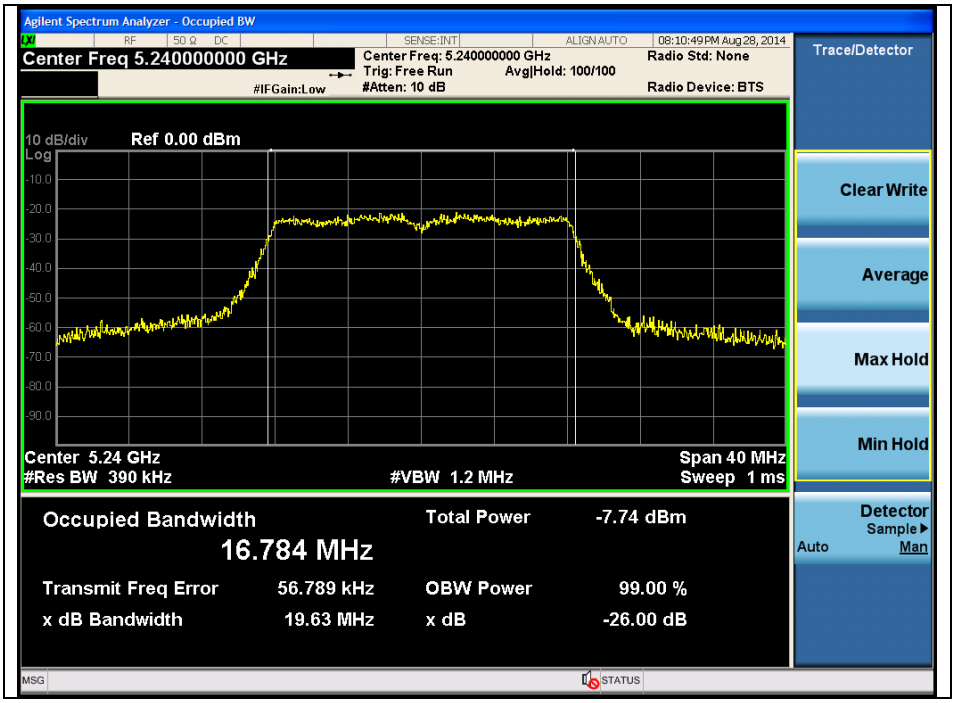

802.11a (Band 2A)

Low Channel (5 260 ㎒)

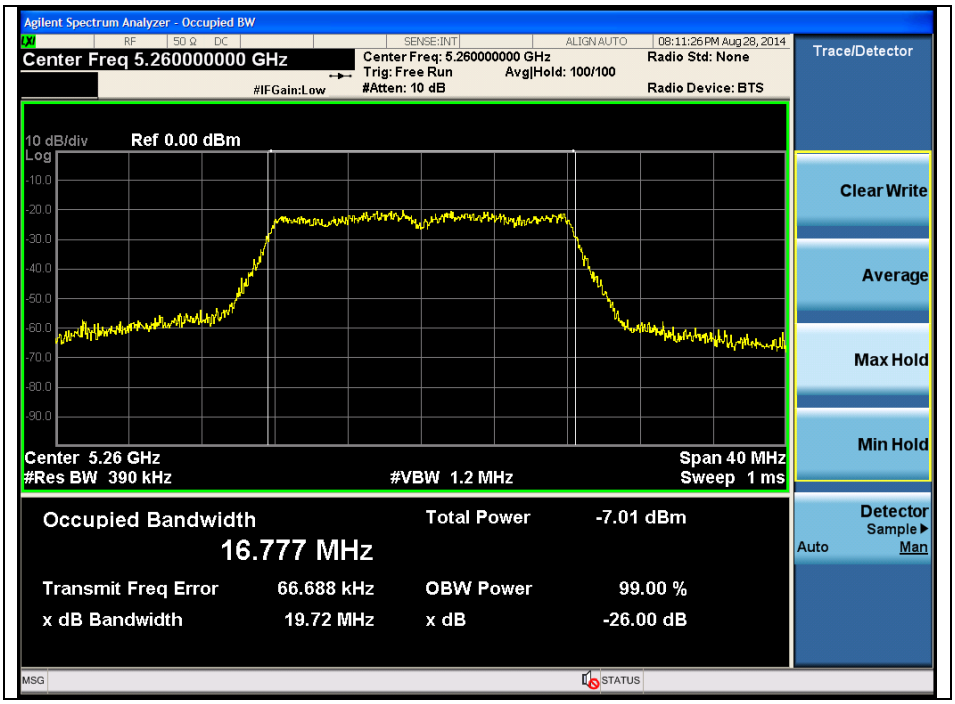

Middle Channel (5 300 ㎒)

High Channel (5 320 ㎒)

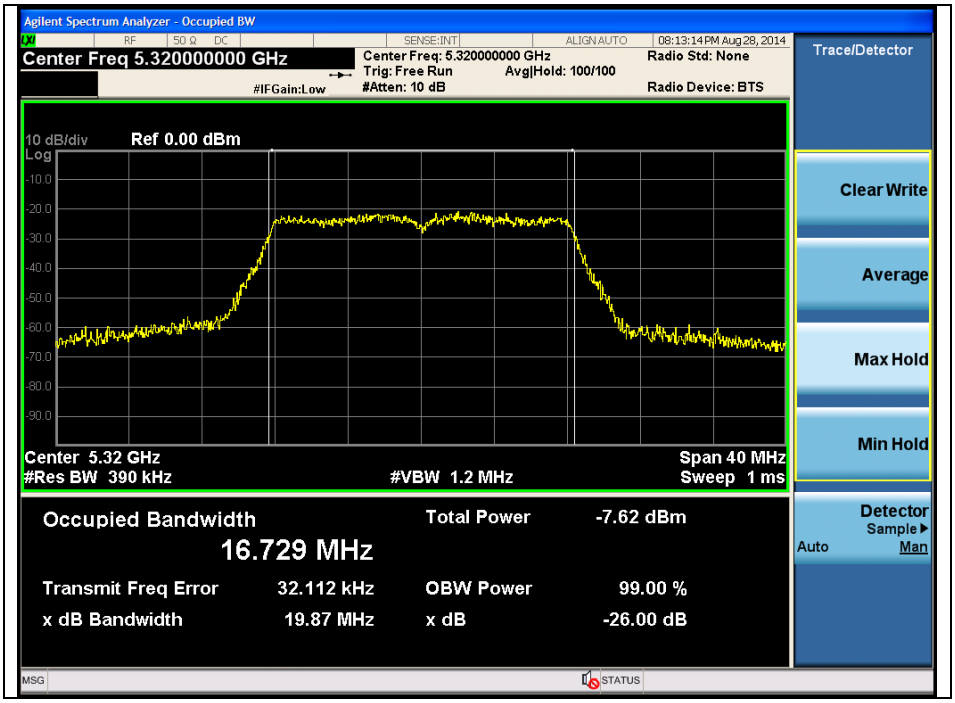

802.11a (Band 2C)

Low Channel (5 500 ㎒)

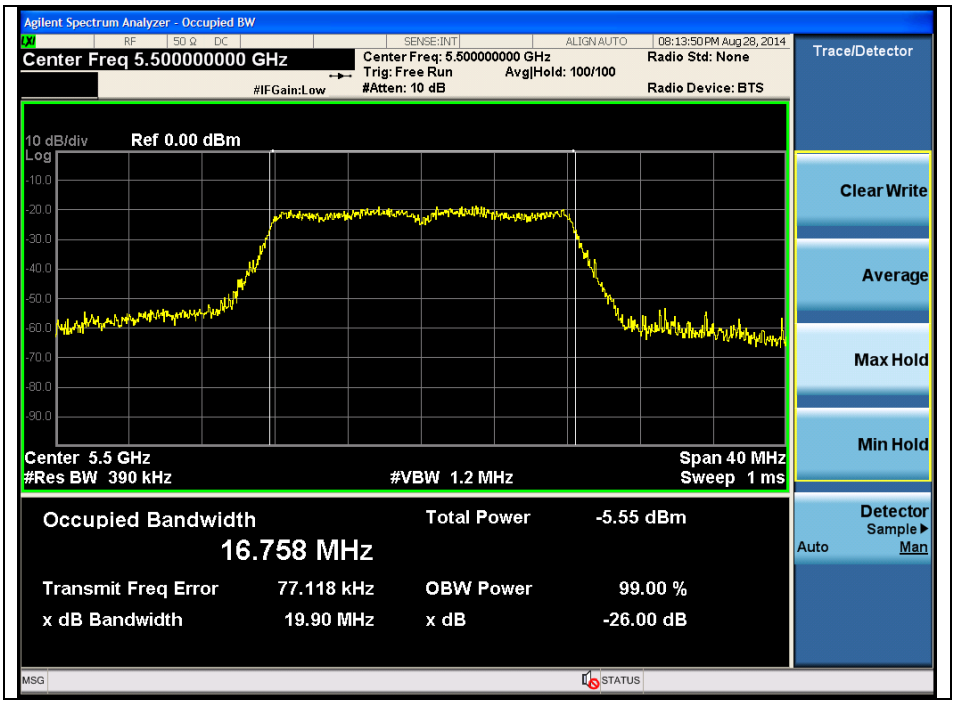

Middle Channel (5 580 ㎒)

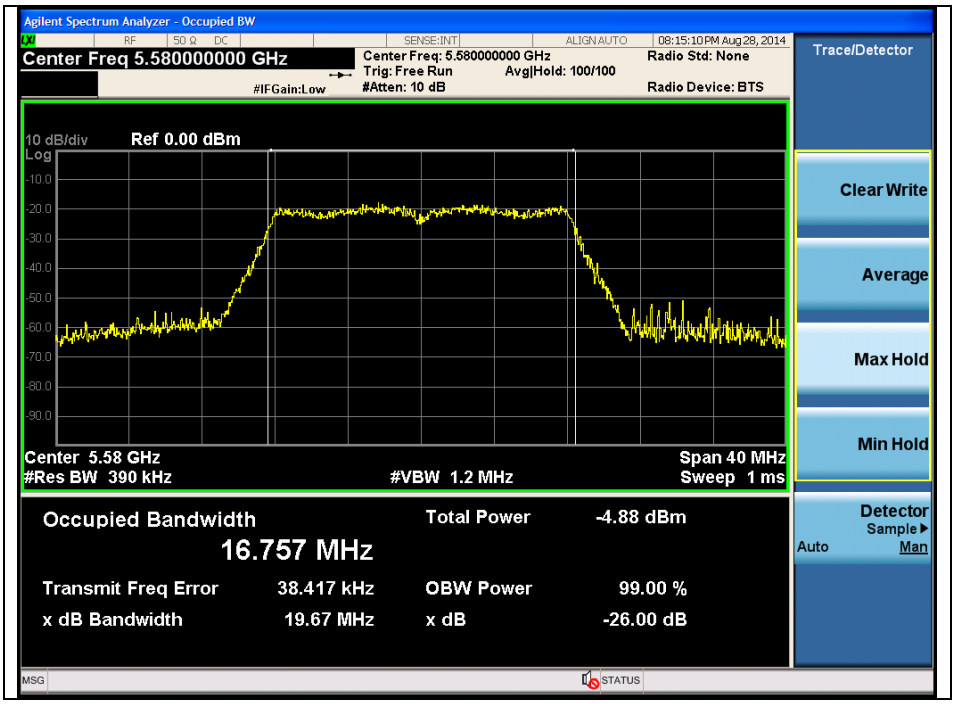

High Channel (5 700 ㎒)

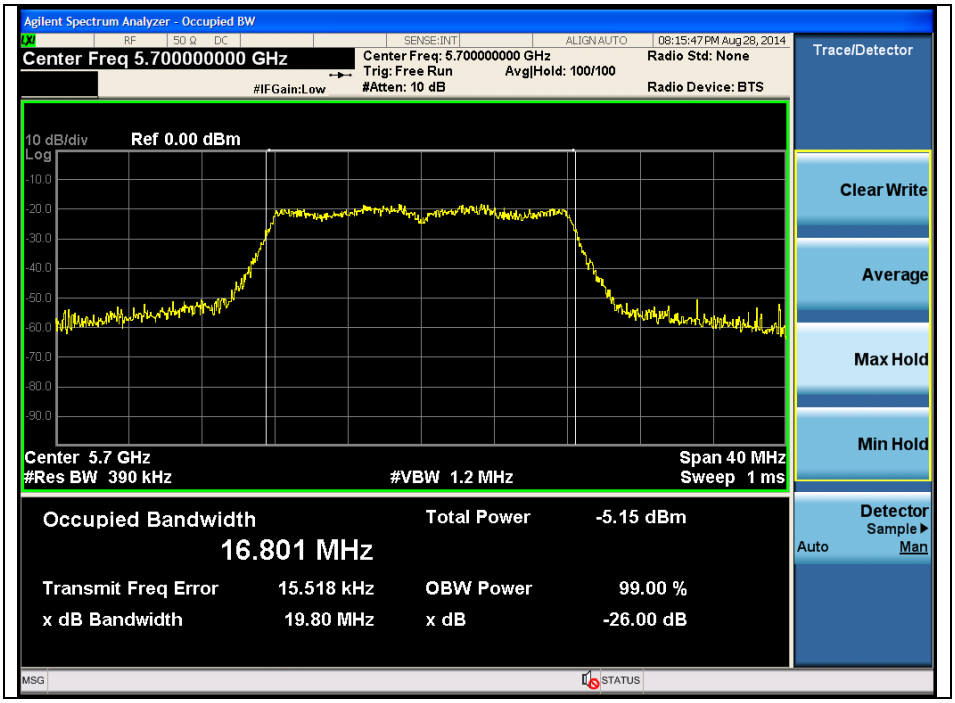

802.11a (Band 3)

Low Channel (5 745 ㎒)

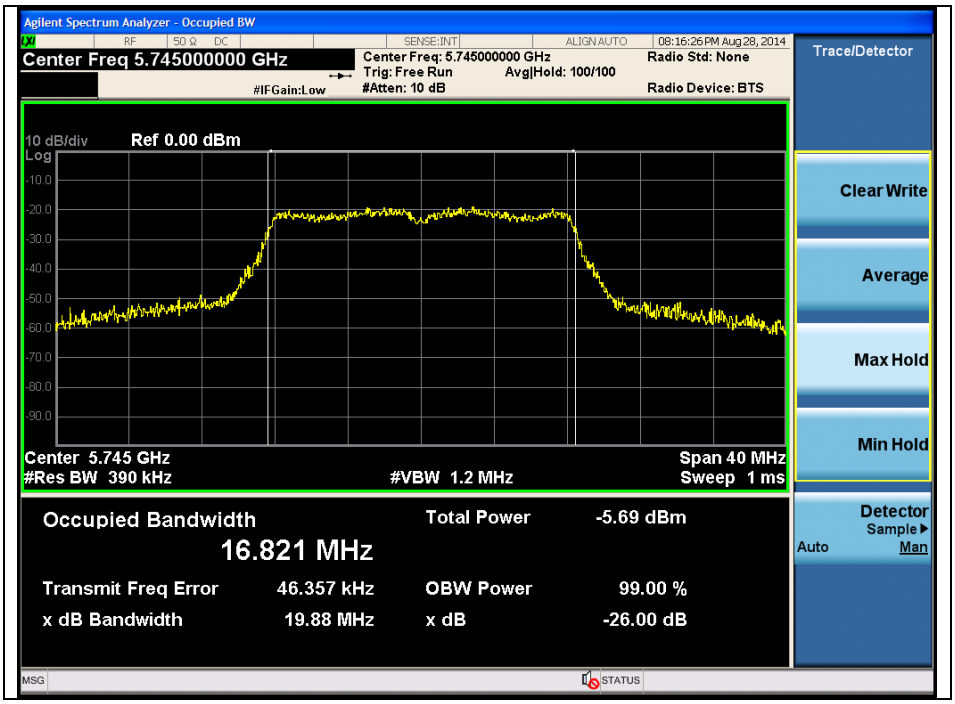

Middle Channel (5 785 ㎒)

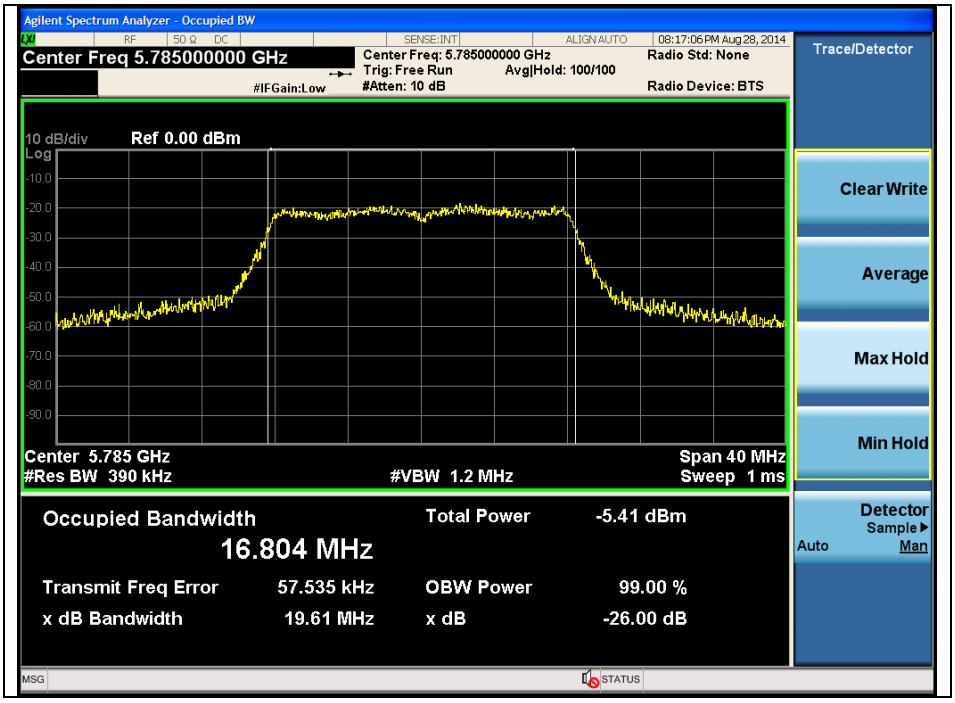

High Channel (5 825 ㎒)

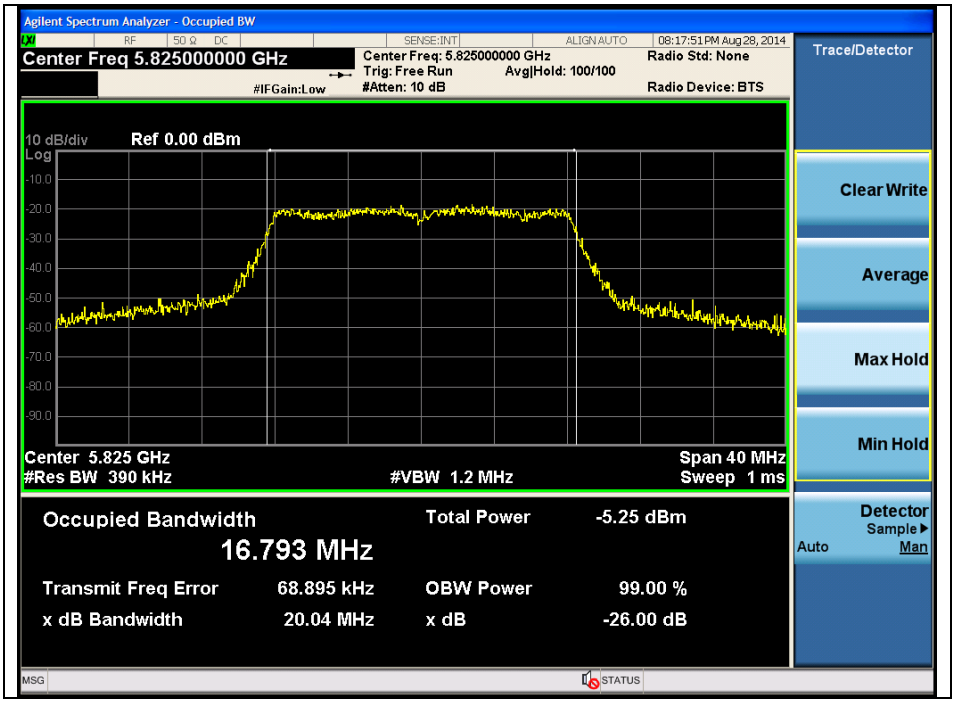

802.11n_HT20 (Band 1)

Low Channel (5 180 ㎒)

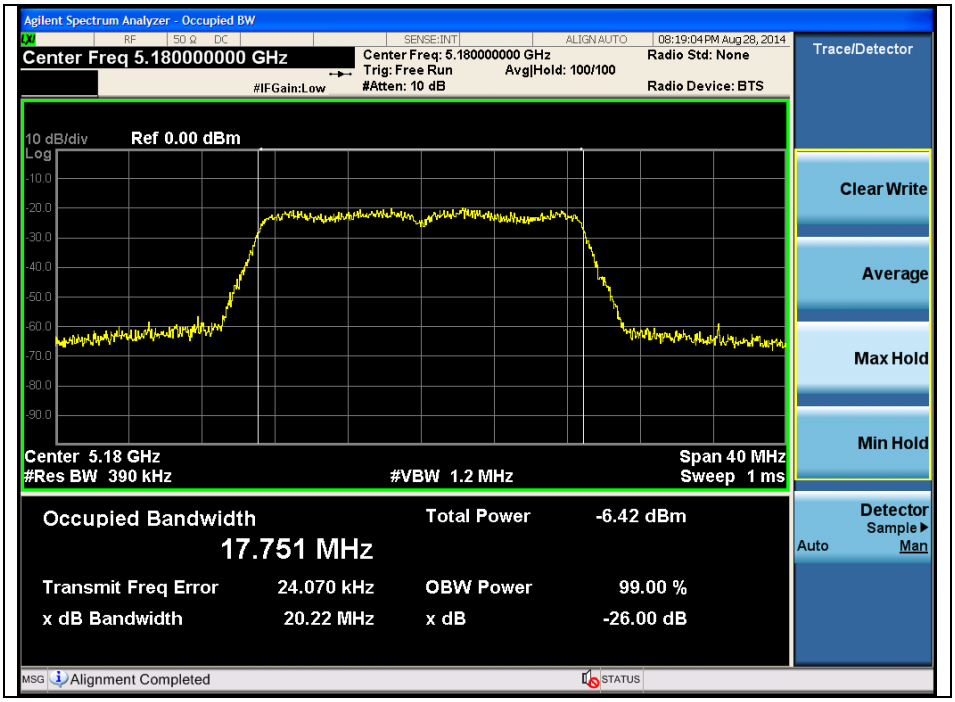

Middle Channel (5 220 ㎒)

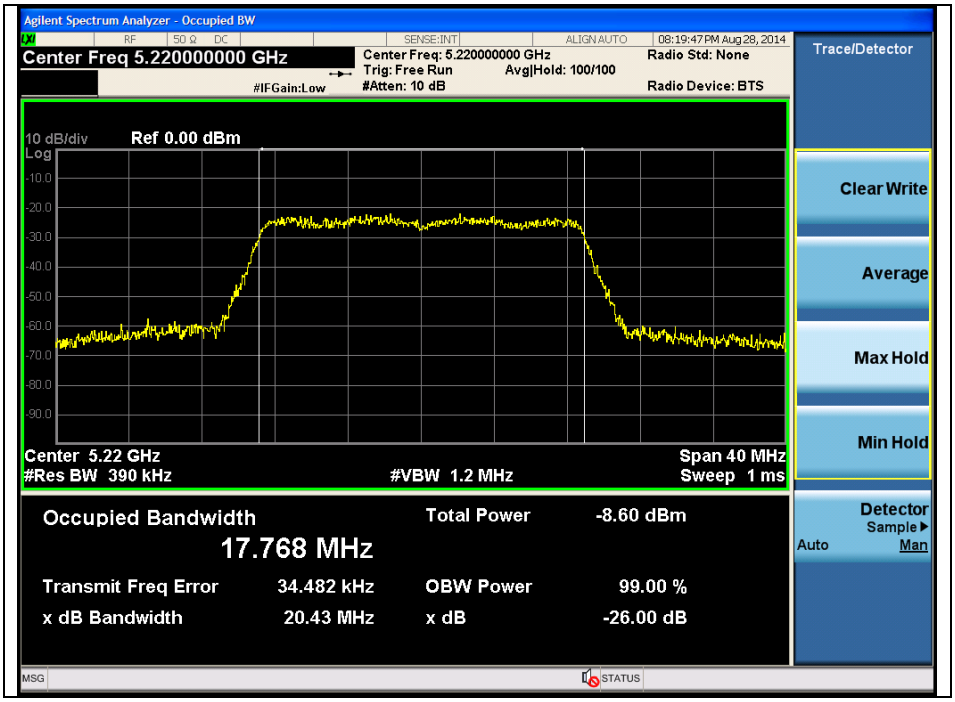

High Channel (5 240 ㎒)

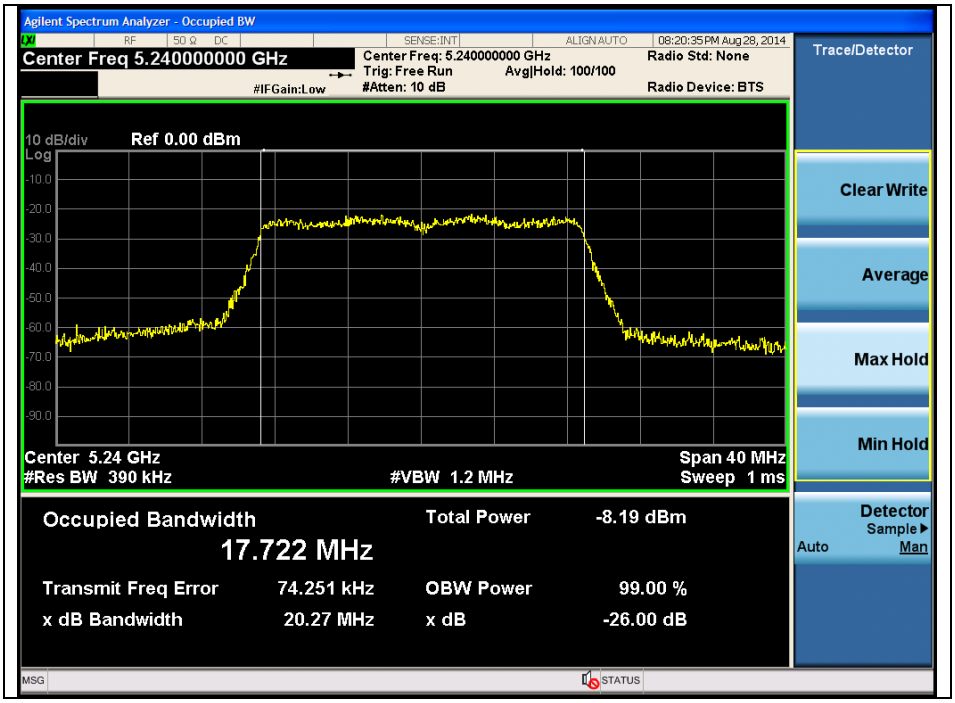

802.11n_HT20 (Band 2A)

Low Channel (5 260 ㎒)

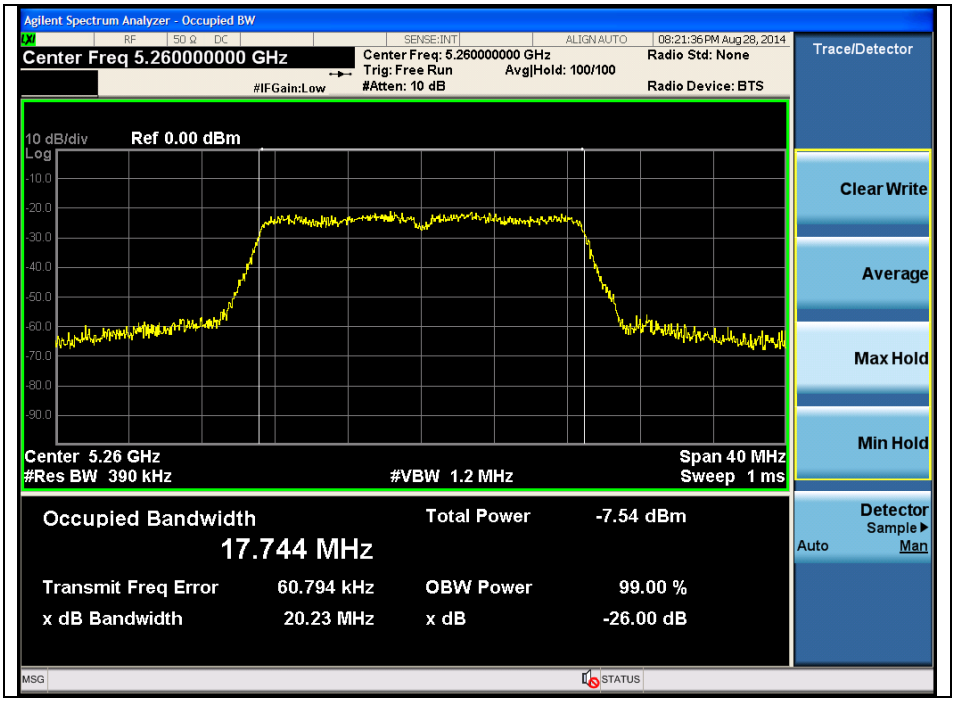

Middle Channel (5 300 ㎒)

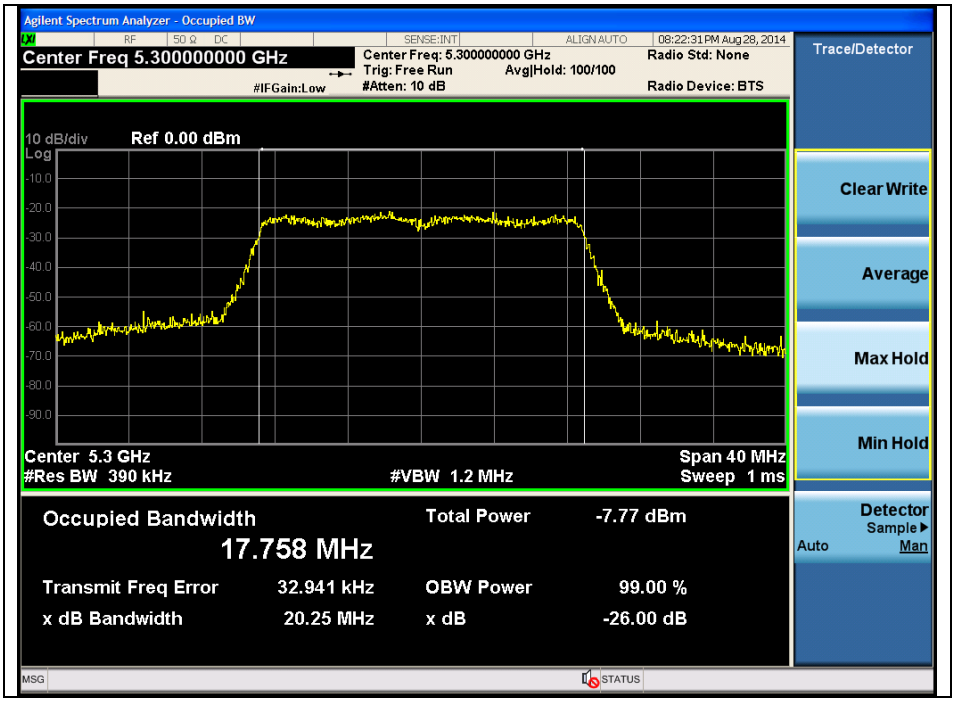

High Channel (5 320 ㎒)

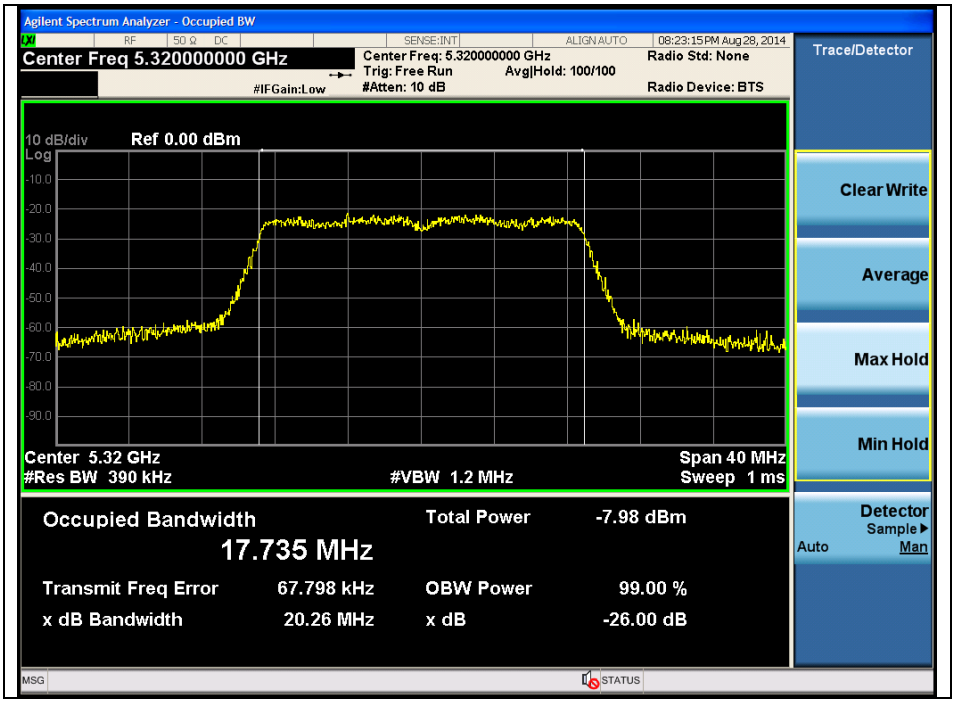

802.11n_HT20 (Band 2C)

Low Channel (5 500 ㎒)

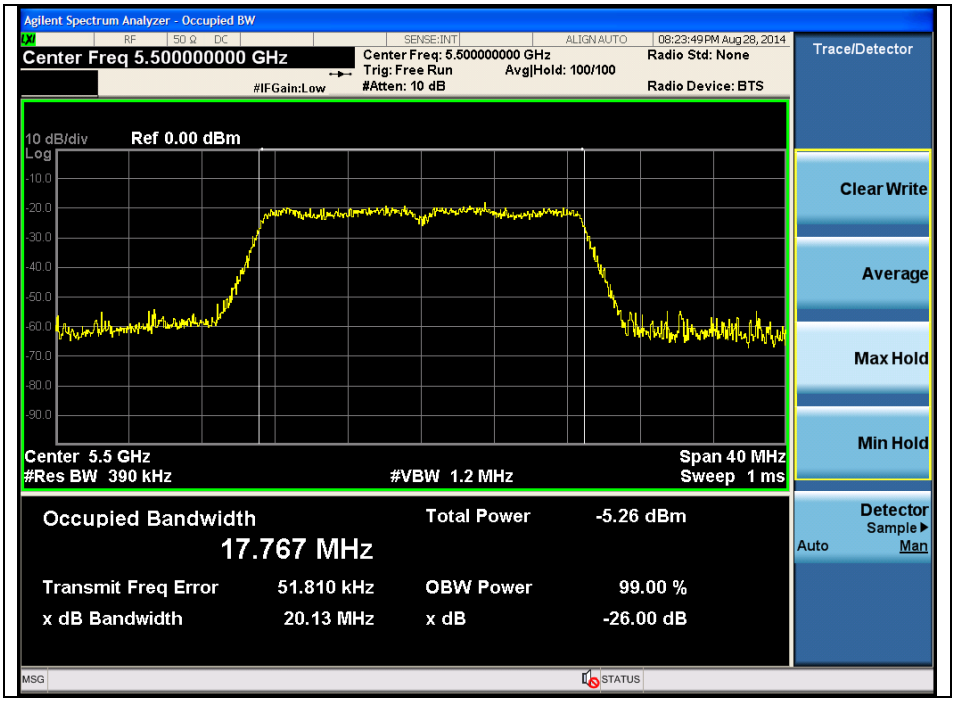

Middle Channel (5 580 ㎒)

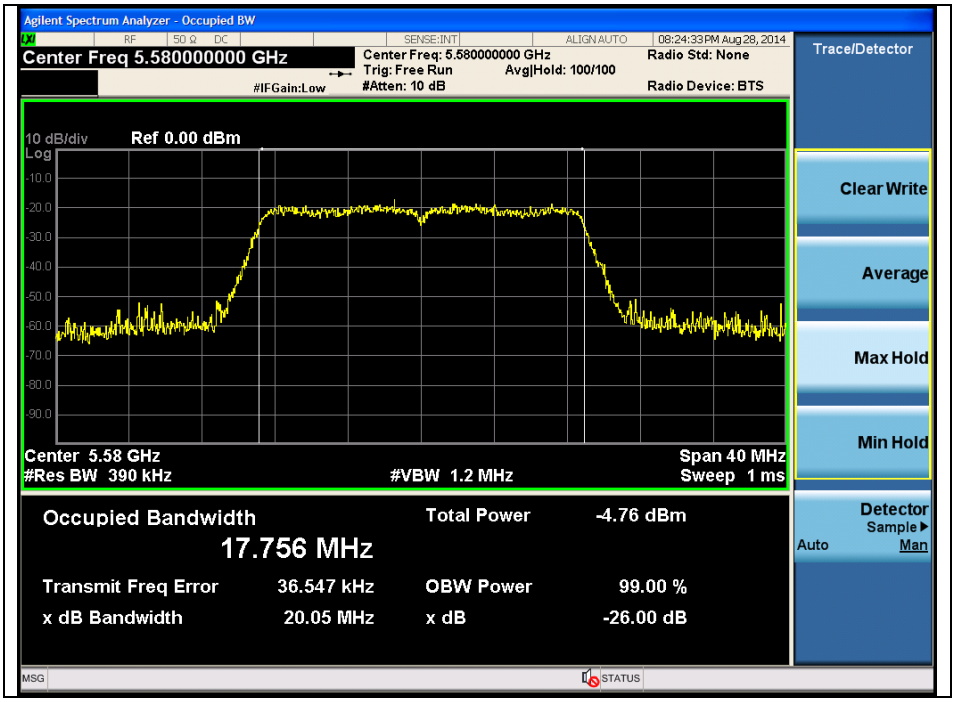

High Channel (5 700 ㎒)

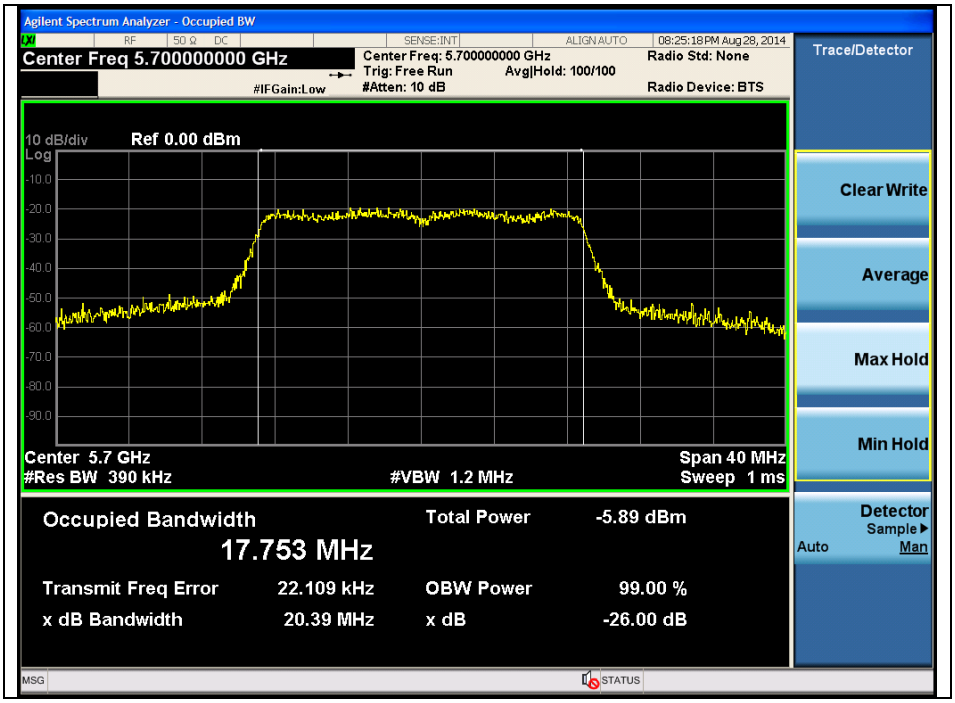

802.11an_HT20 (Band 3)

Low Channel (5 745 ㎒)

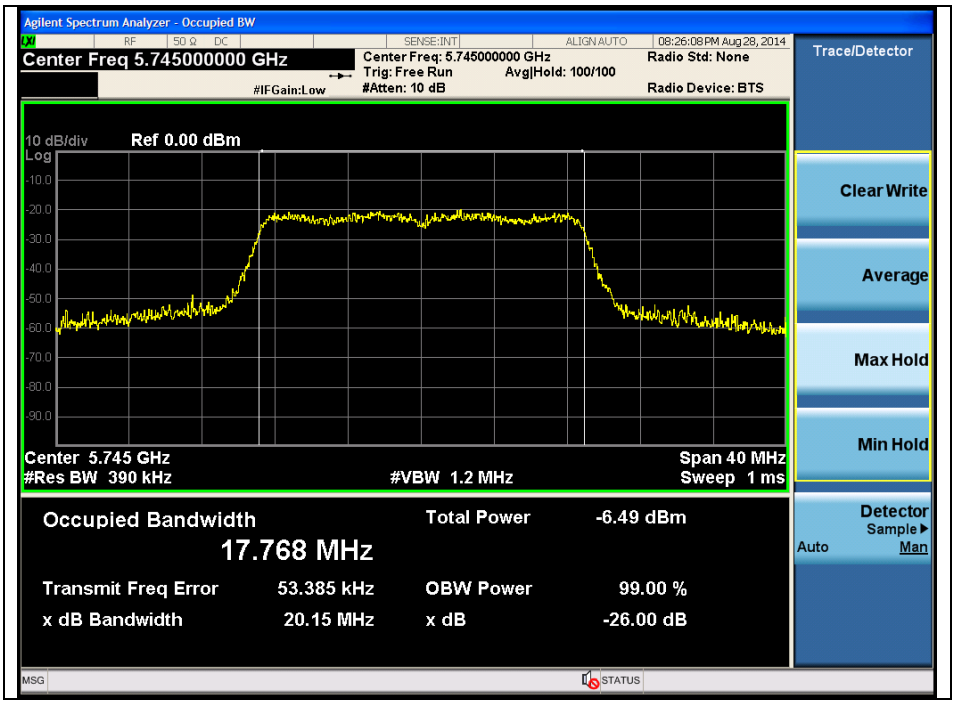

Middle Channel (5 785 ㎒)

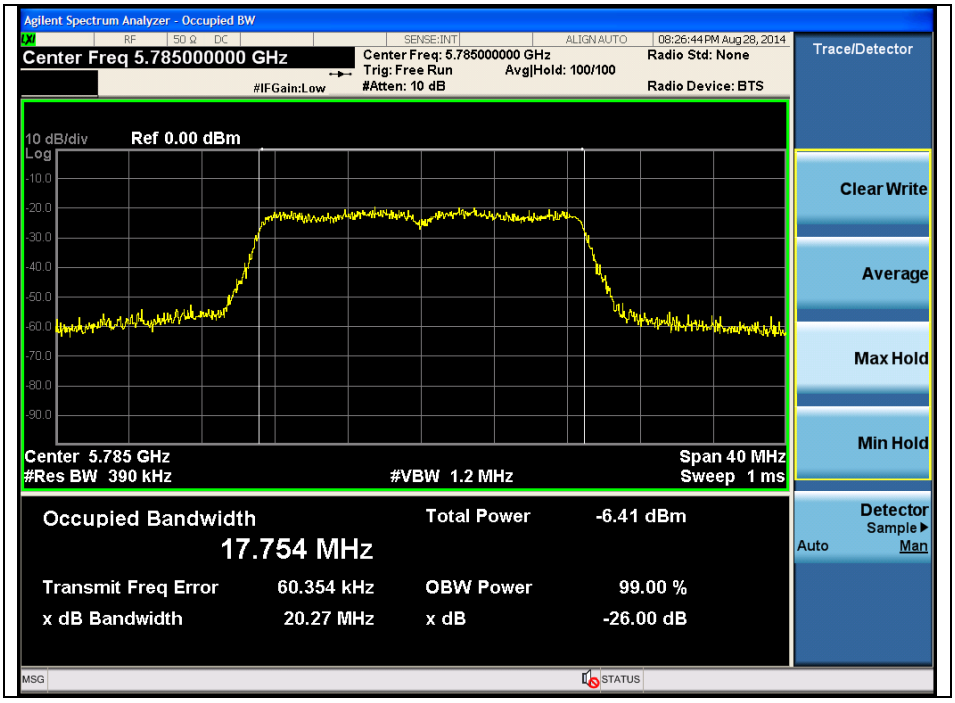

High Channel (5 825 ㎒)

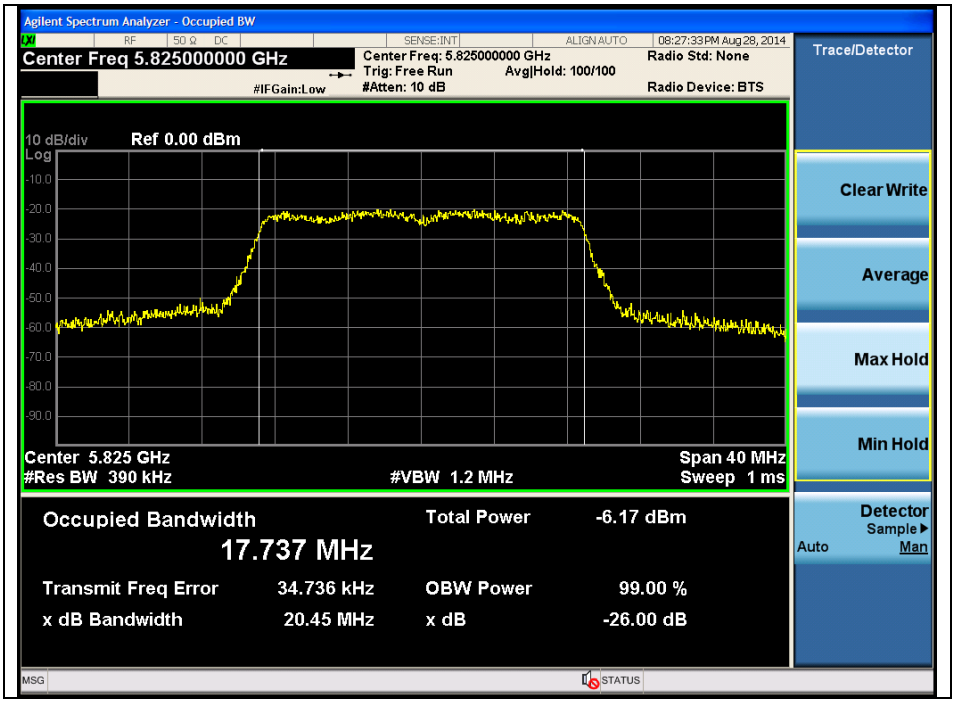

802.11n_HT40 (Band 1)

Low Channel (5 190 ㎒)

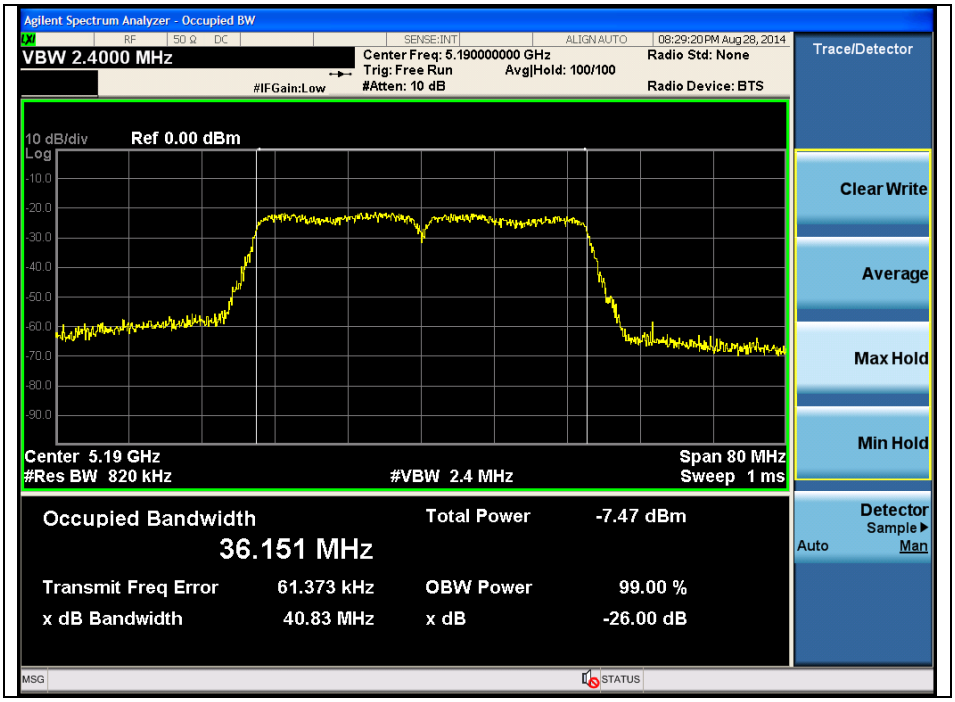

High Channel (5 230 ㎒)

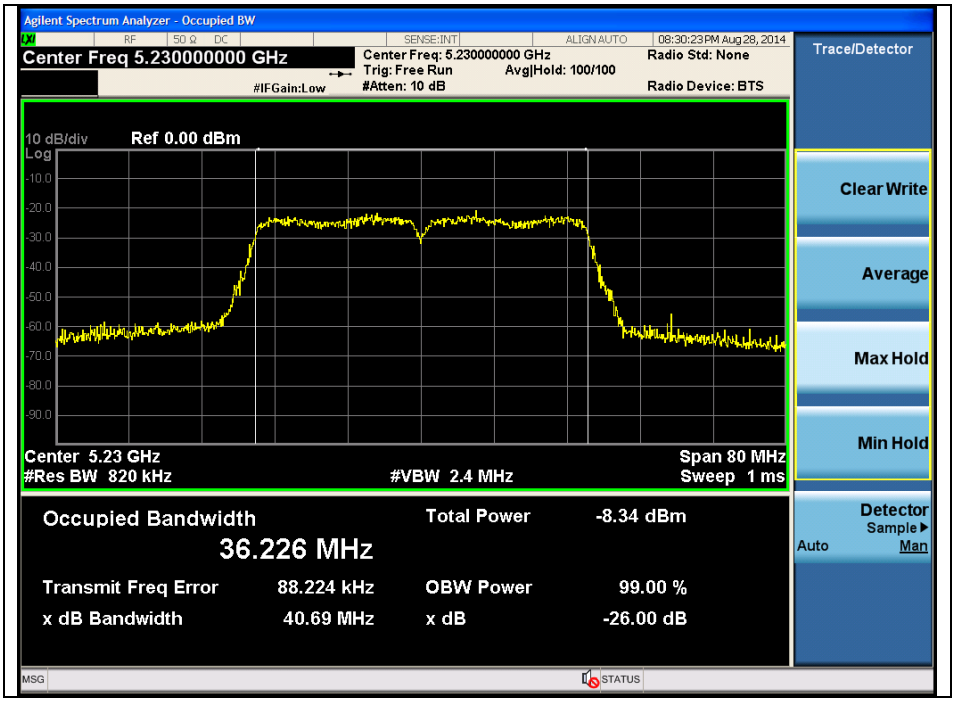

802.11n_HT40 (Band 2A)

Low Channel (5 270 ㎒)

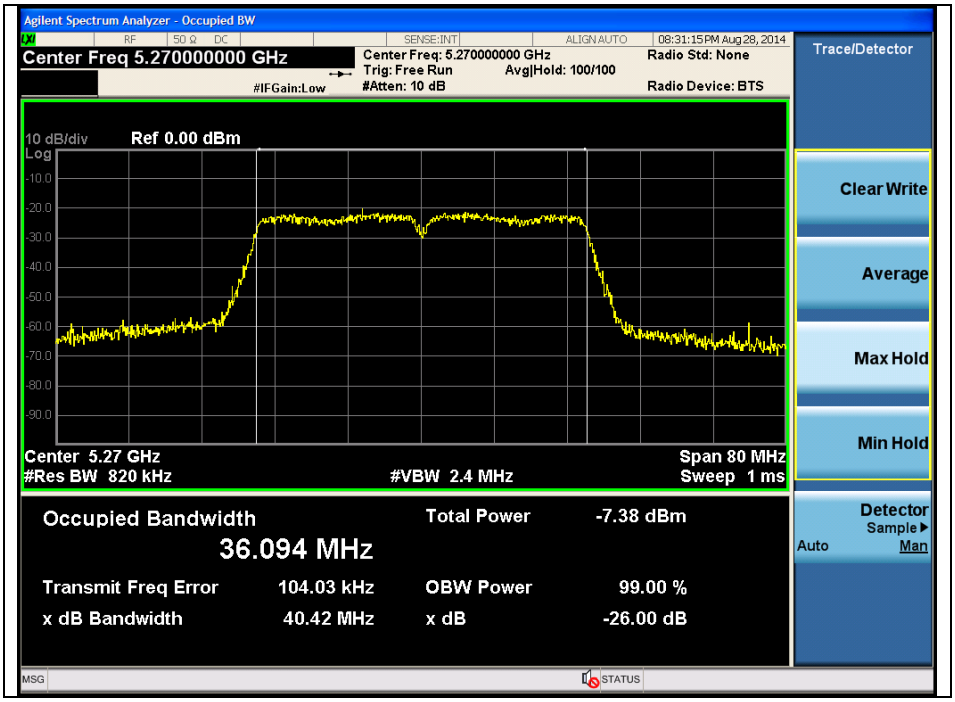

High Channel (5 310 ㎒)

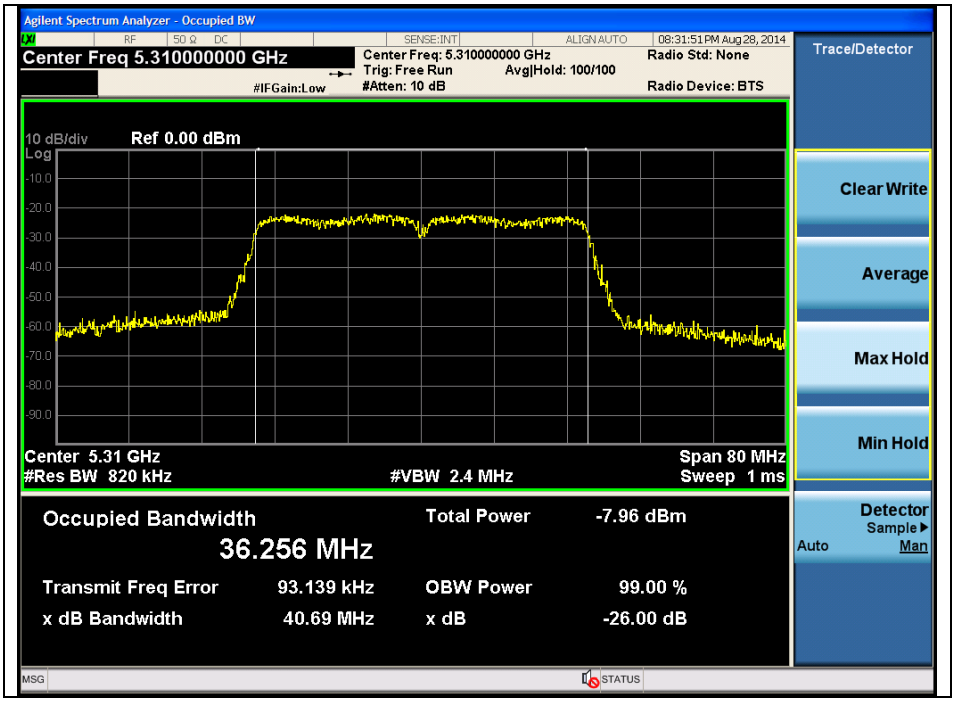

802.11n_HT40 (Band 2C)

Low Channel (5 510 ㎒)

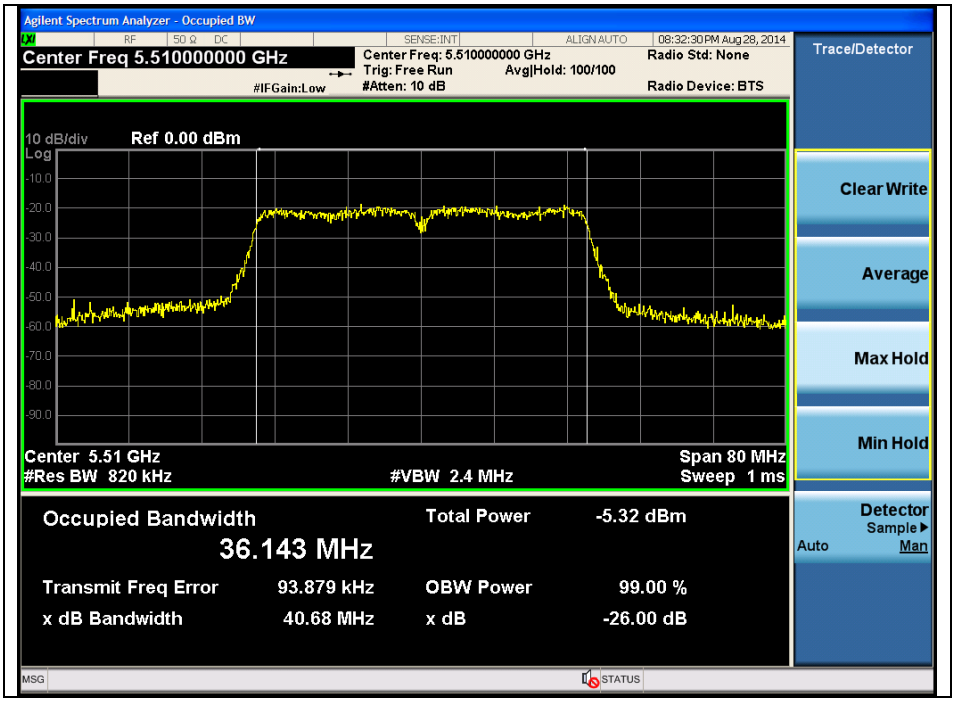

Low Channel (5 550 ㎒)

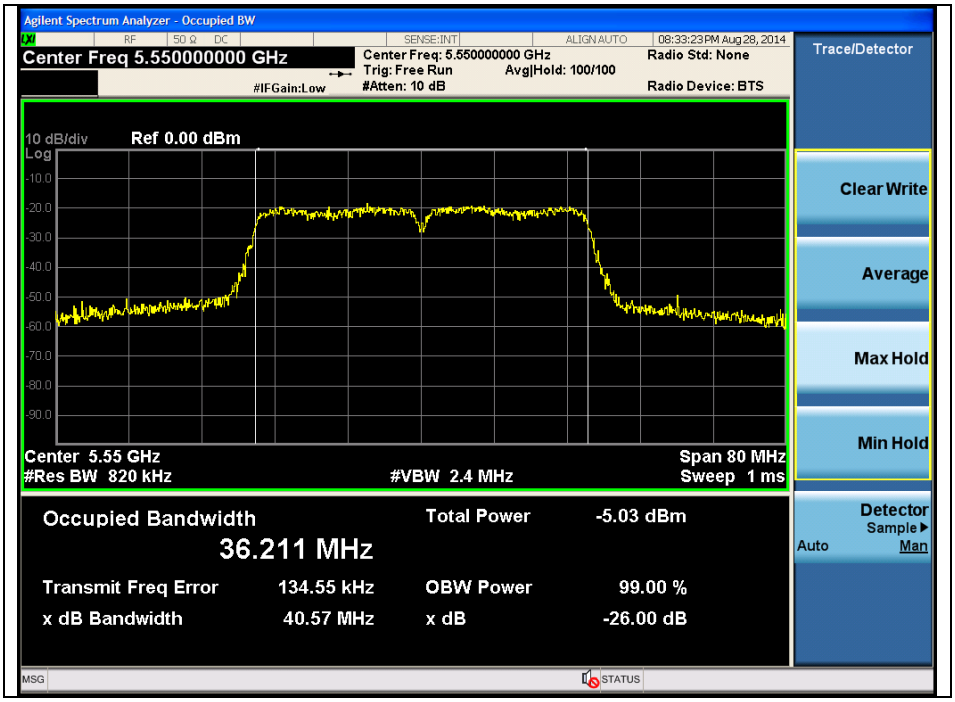

High Channel (5 670 ㎒)

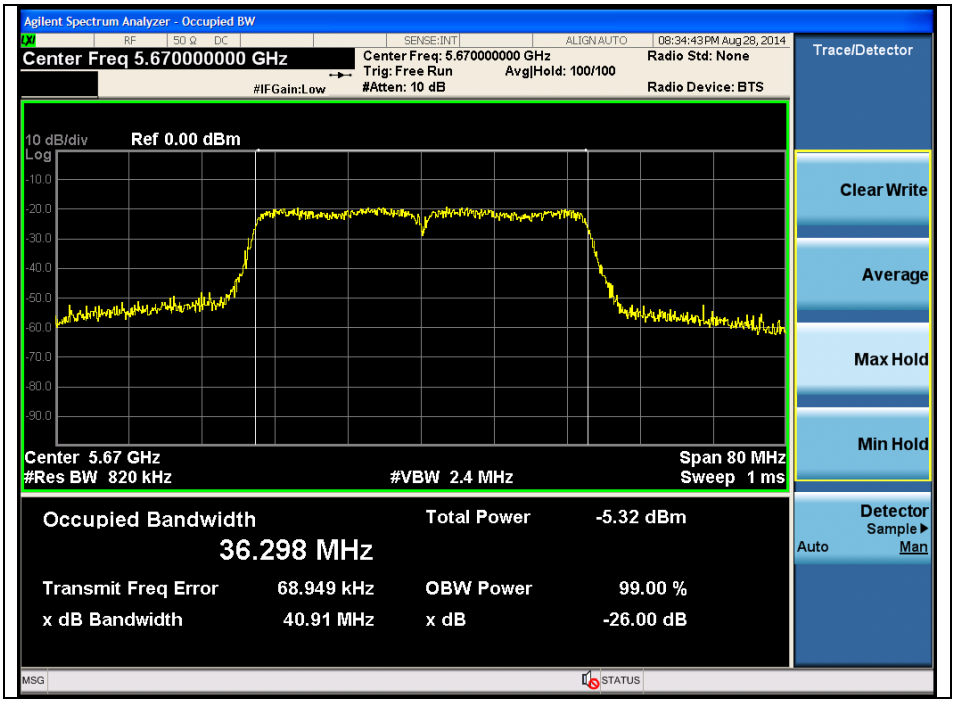

802.11an_HT40 (Band 3)

Low Channel (5 755 ㎒)

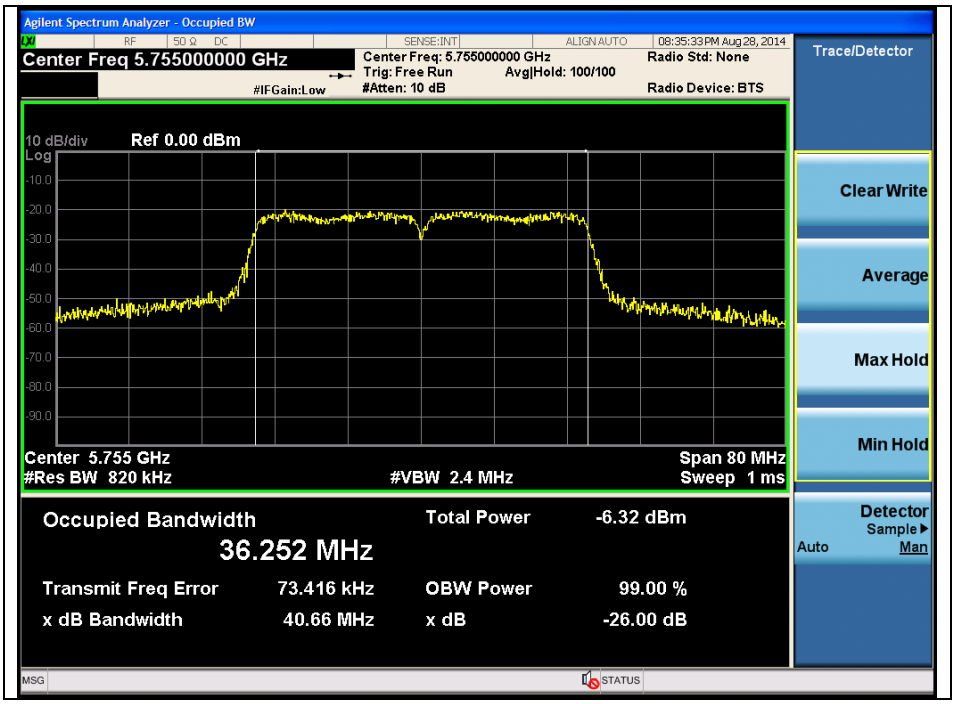

High Channel (5 795 ㎒)

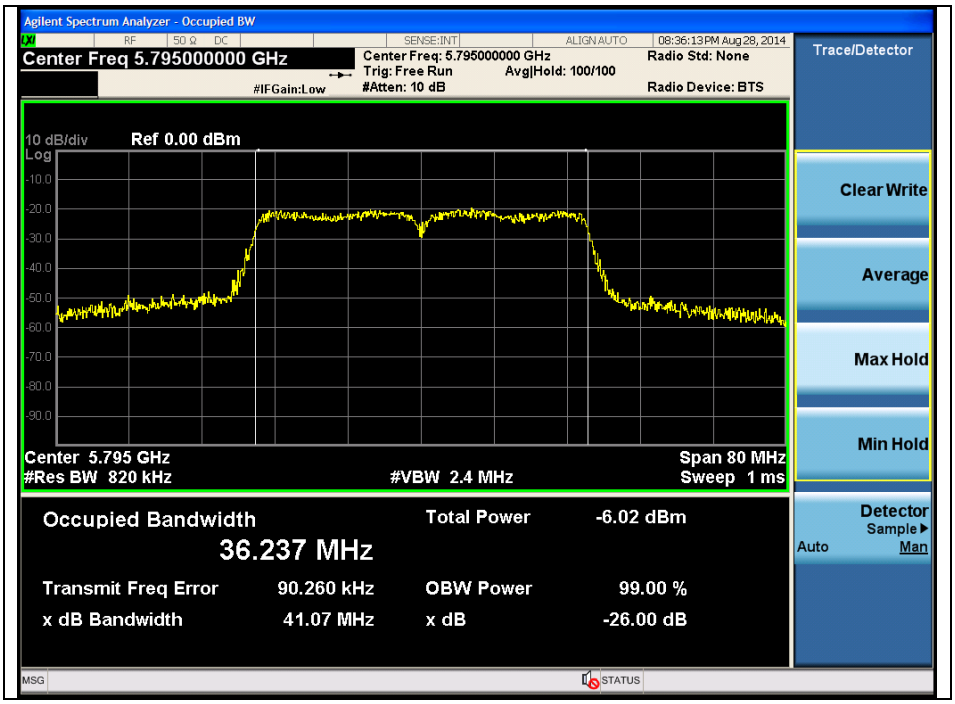

802.11ac_VHT20 (Band 1)

Low Channel (5 180 ㎒)

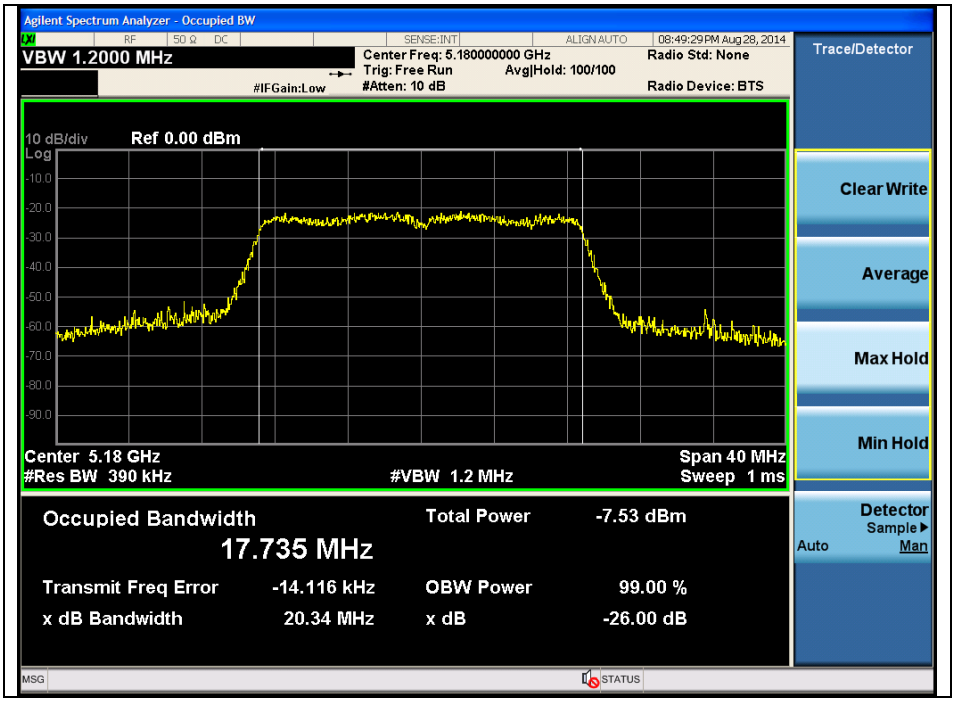

Middle Channel (5 220 ㎒)

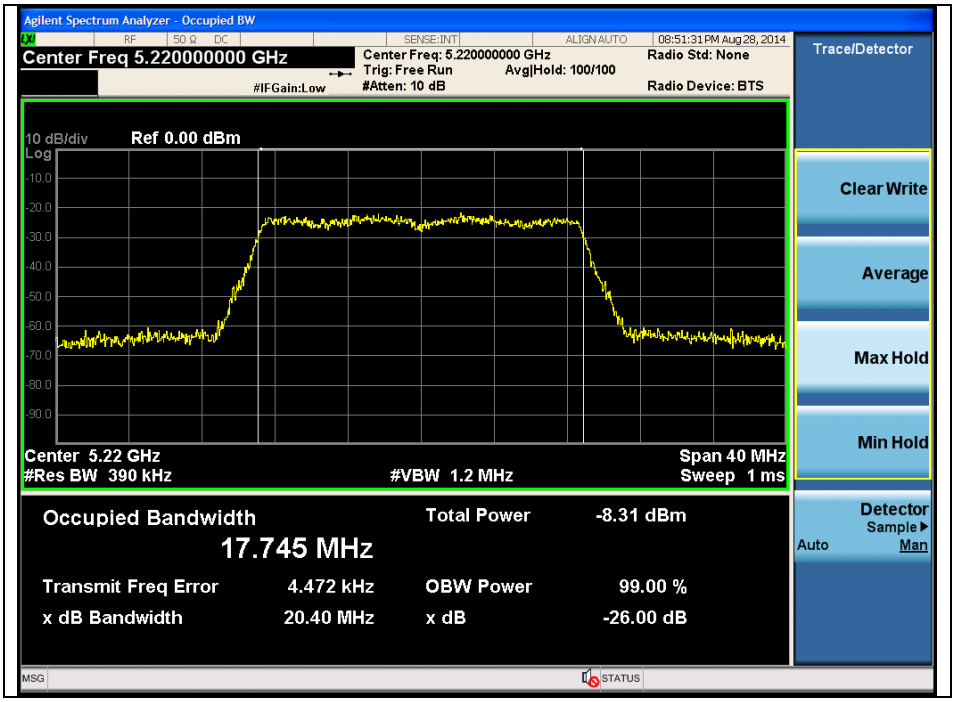

High Channel (5 240 ㎒)

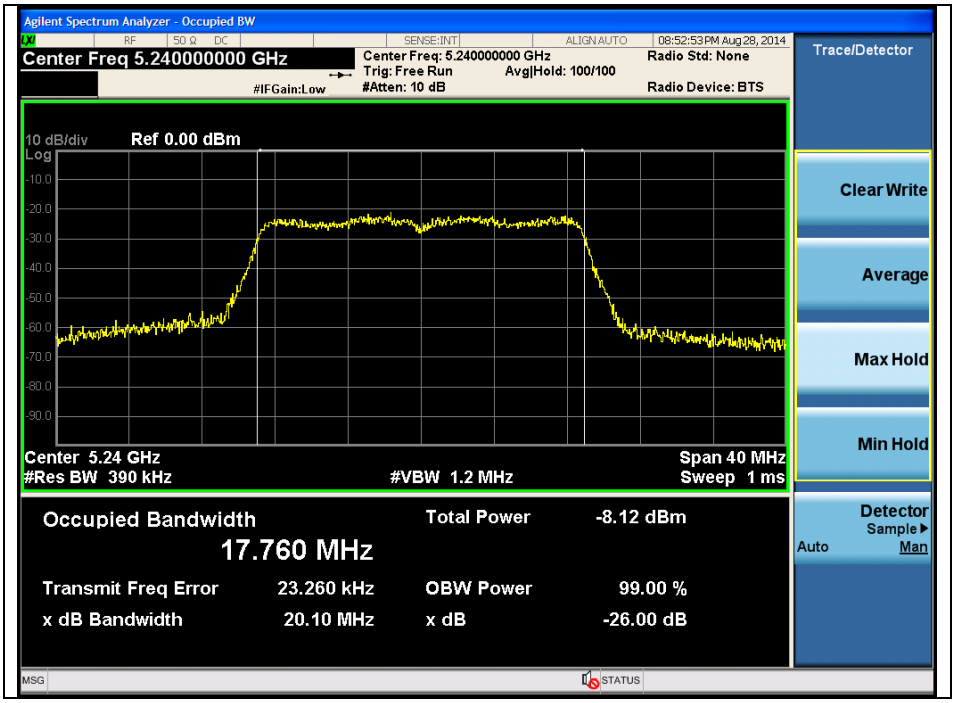

802. 11ac_VHT20 (Band 2A)

Low Channel (5 260 ㎒)

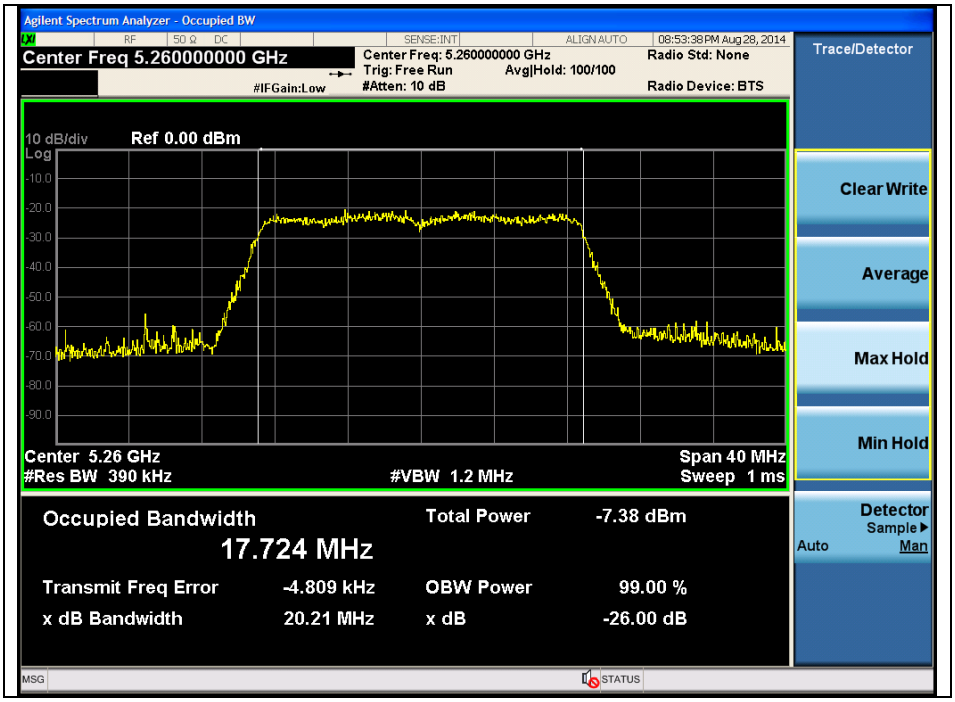

Middle Channel (5 300 ㎒)

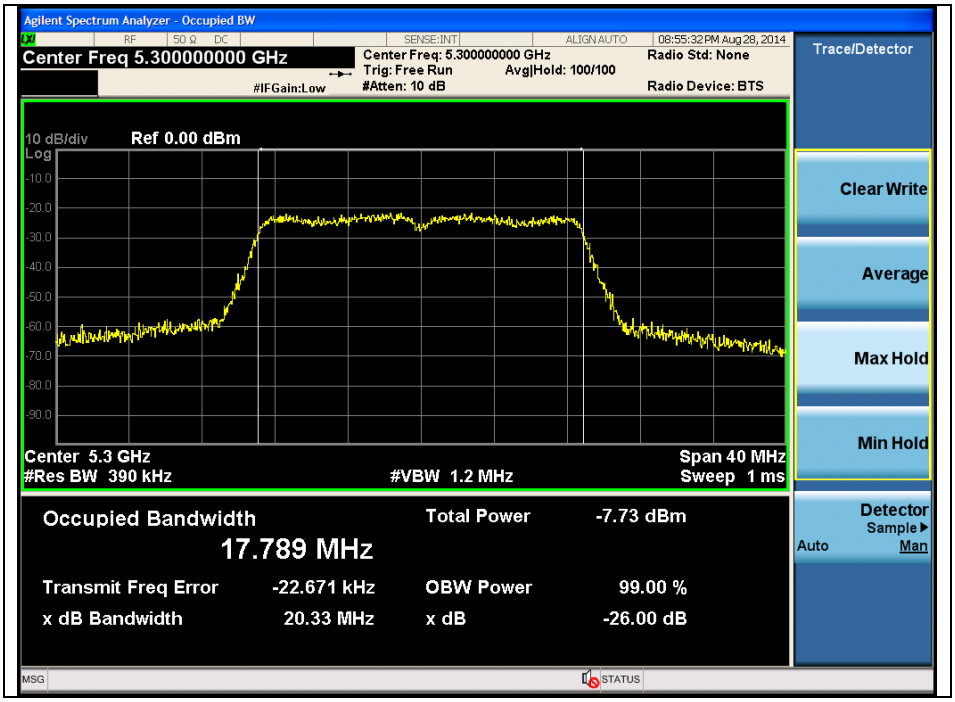

High Channel (5 320 ㎒)

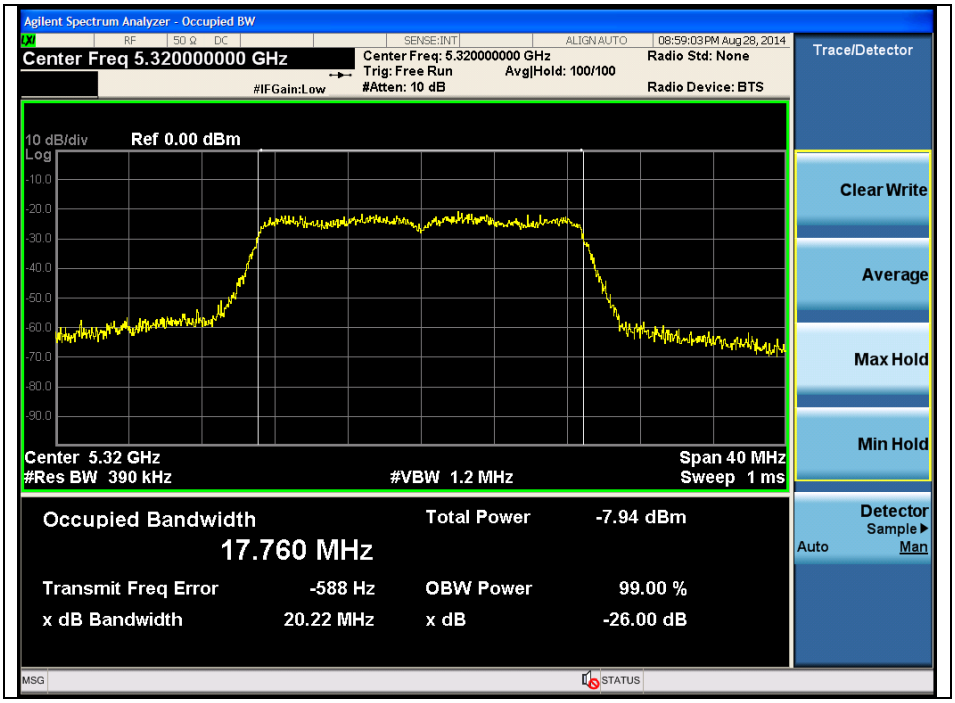

802. 11ac_VHT20 (Band 2C)

Low Channel (5 500 ㎒)

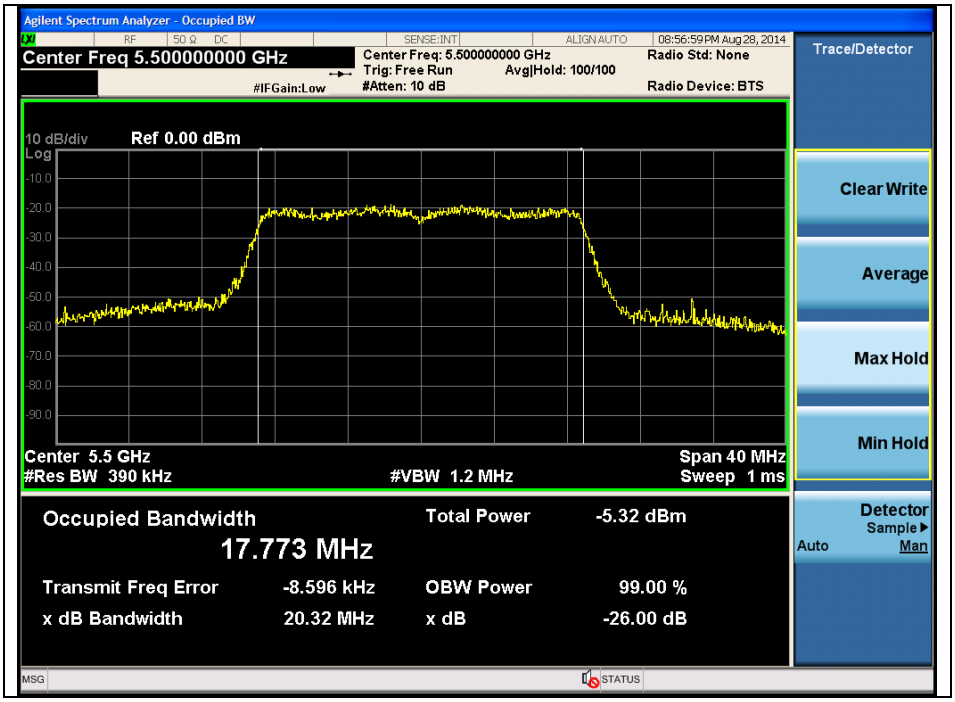

Middle Channel (5 580 ㎒)

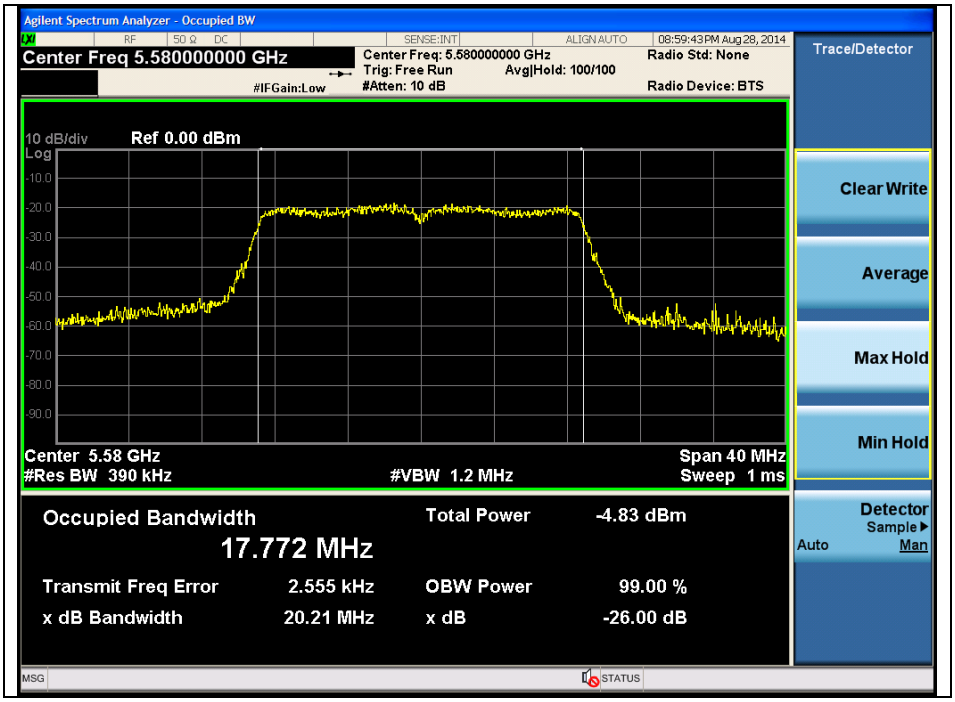

High Channel (5 700 ㎒)

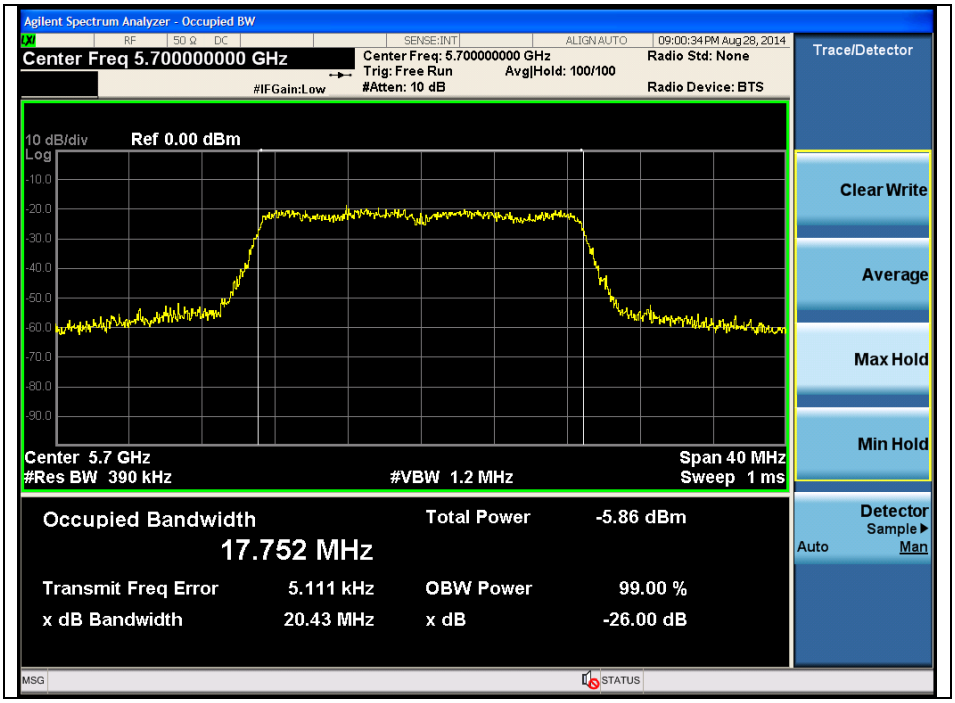

802.11ac_VHT20 (Band 3)

Low Channel (5 745 ㎒)

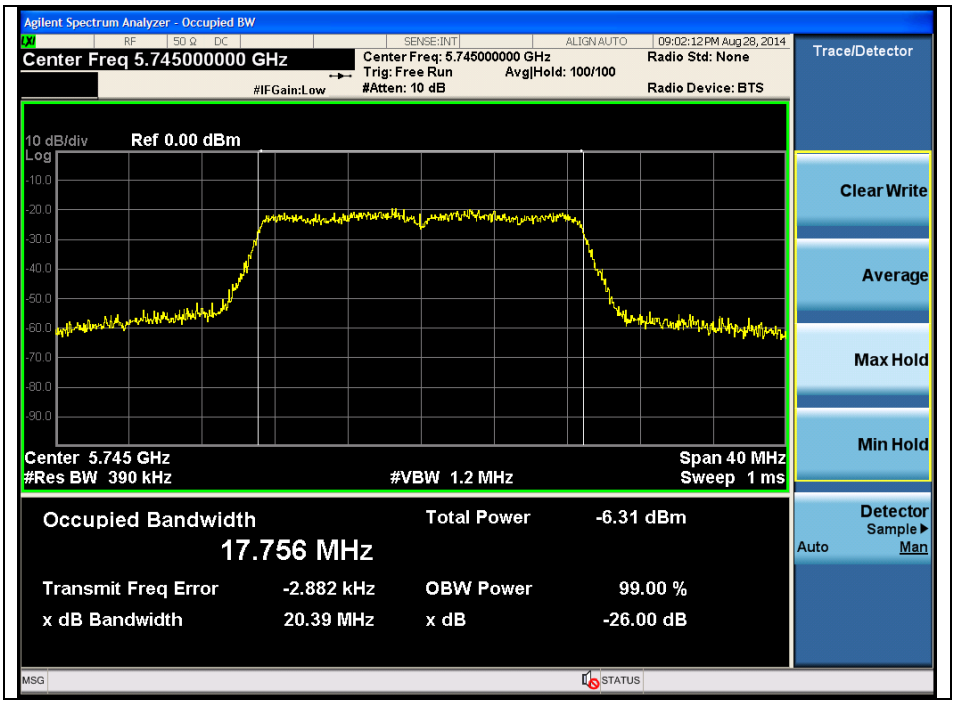

Middle Channel (5 785 ㎒)

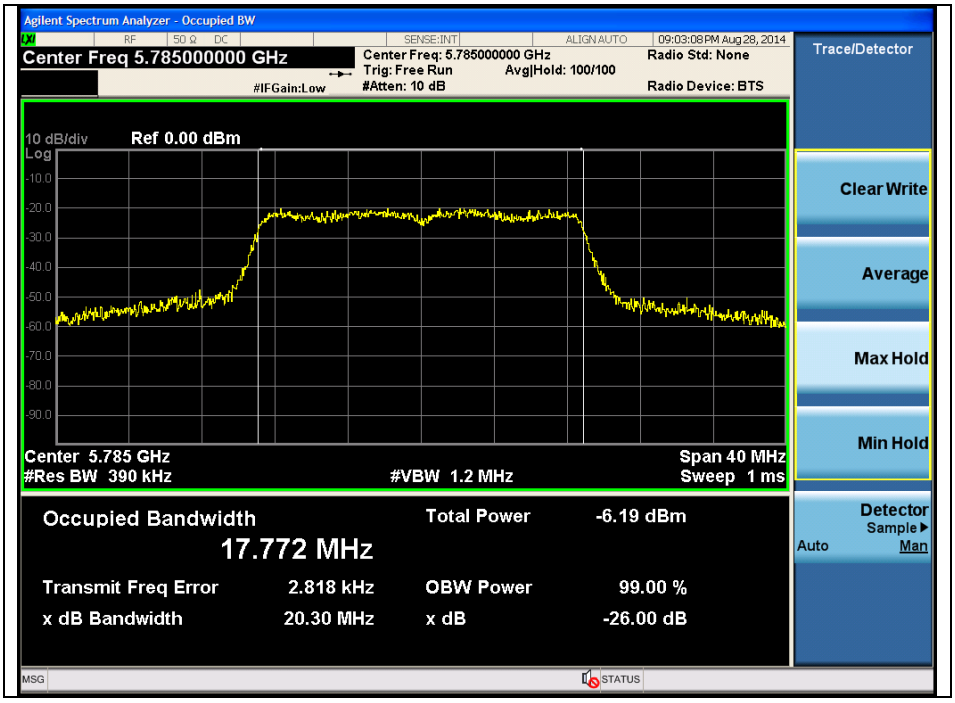

High Channel (5 825 ㎒)

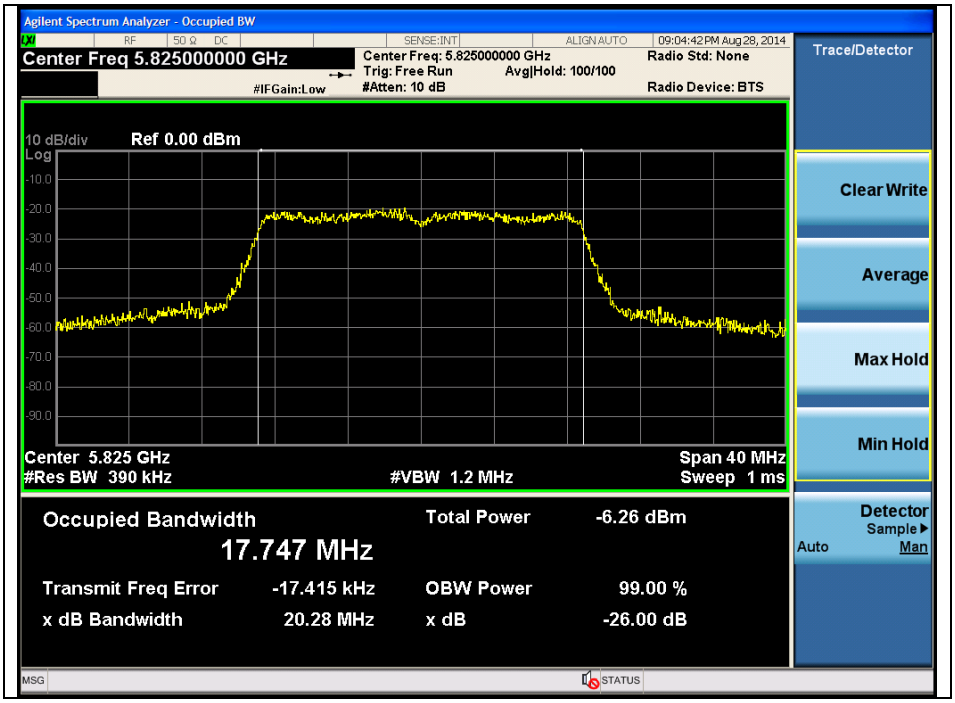

802.11ac_VHT40 (Band 1)

Low Channel (5 190 ㎒)

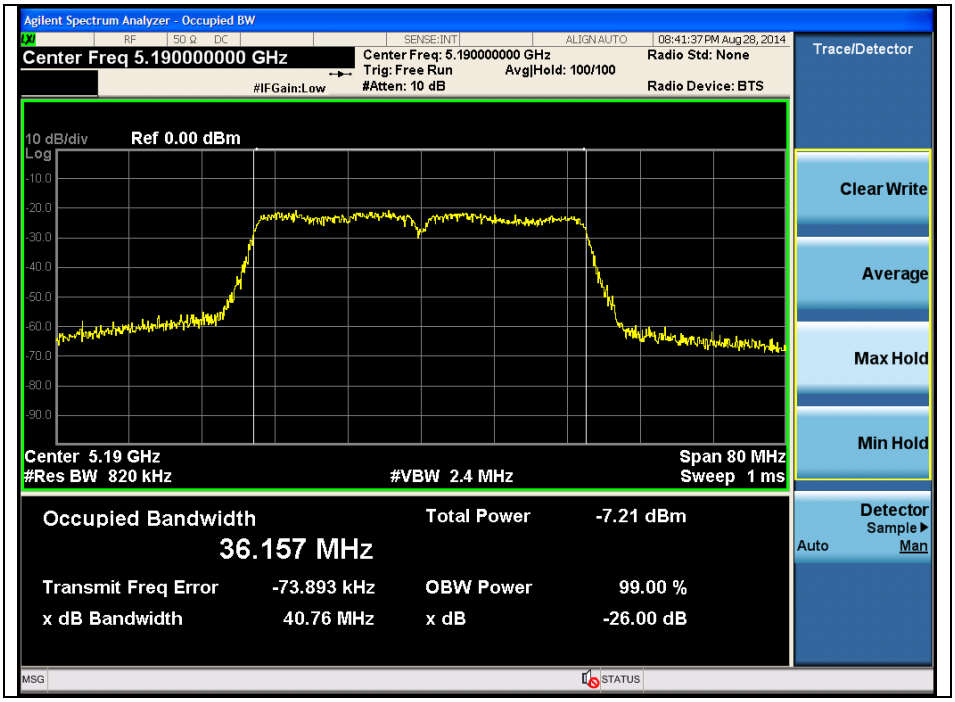

High Channel (5 230 ㎒)

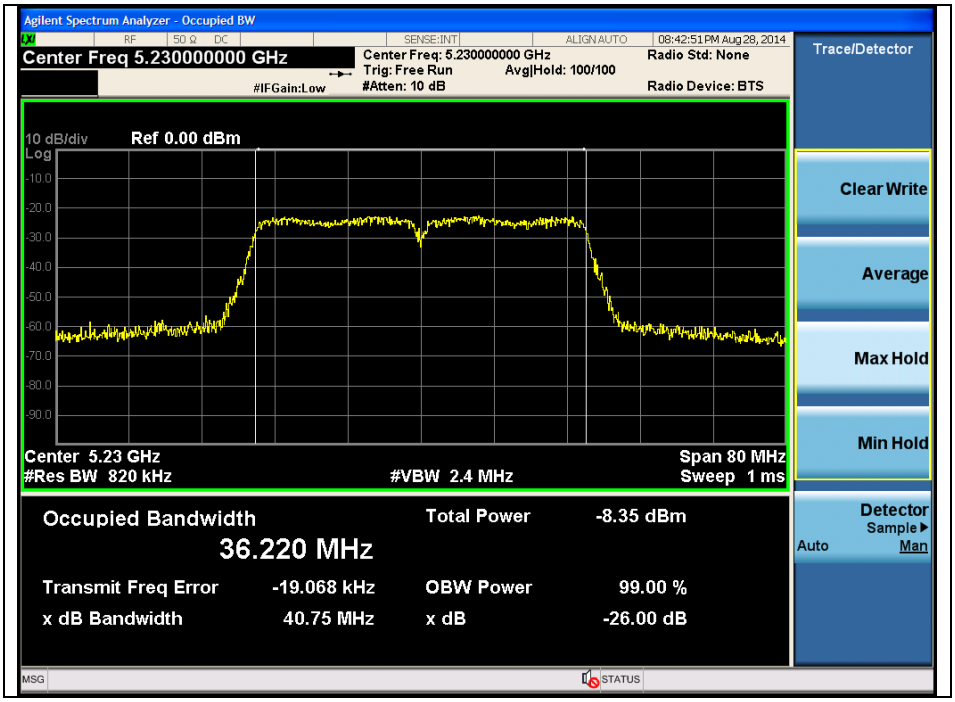

802. 11ac_VHT40 (Band 2A)

Low Channel (5 270 ㎒)

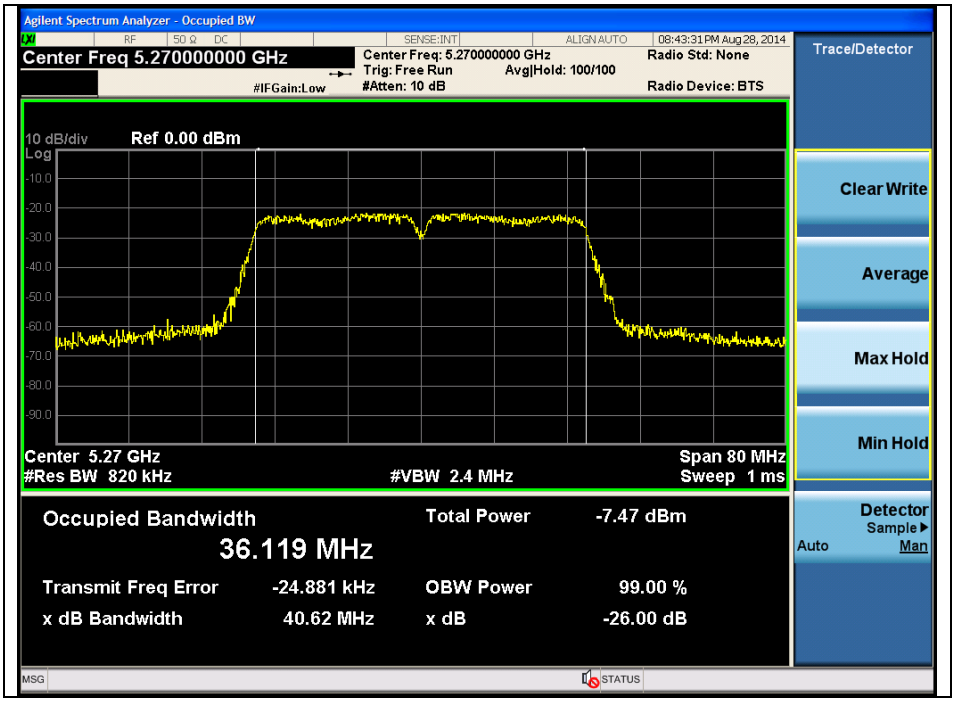

High Channel (5 310 ㎒)

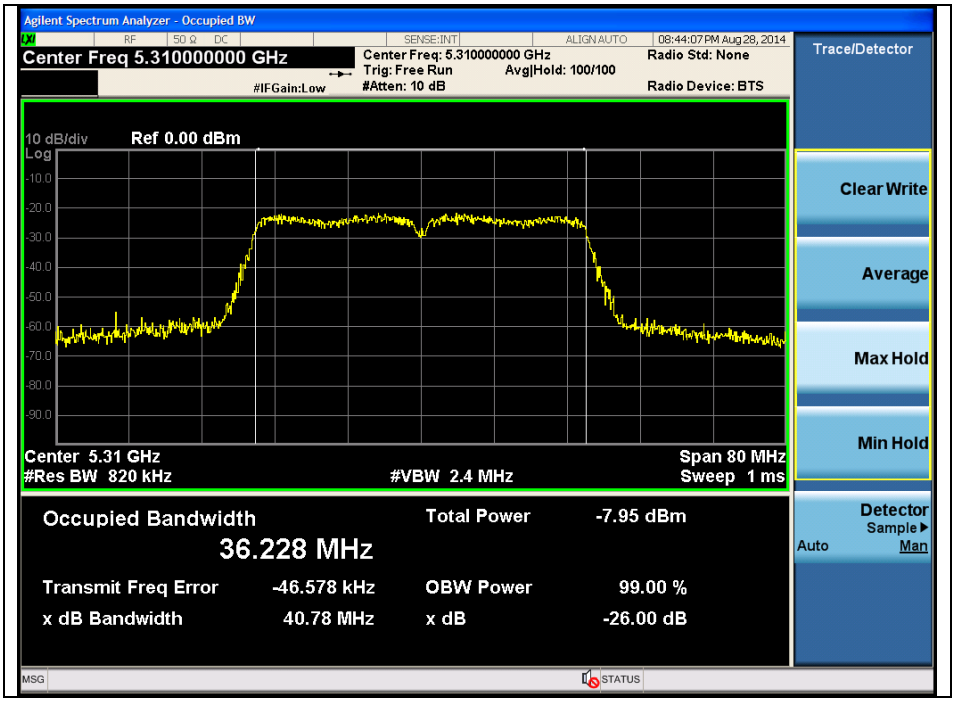

802. 11ac_VHT40 (Band 2C)

Low Channel (5 510 ㎒)

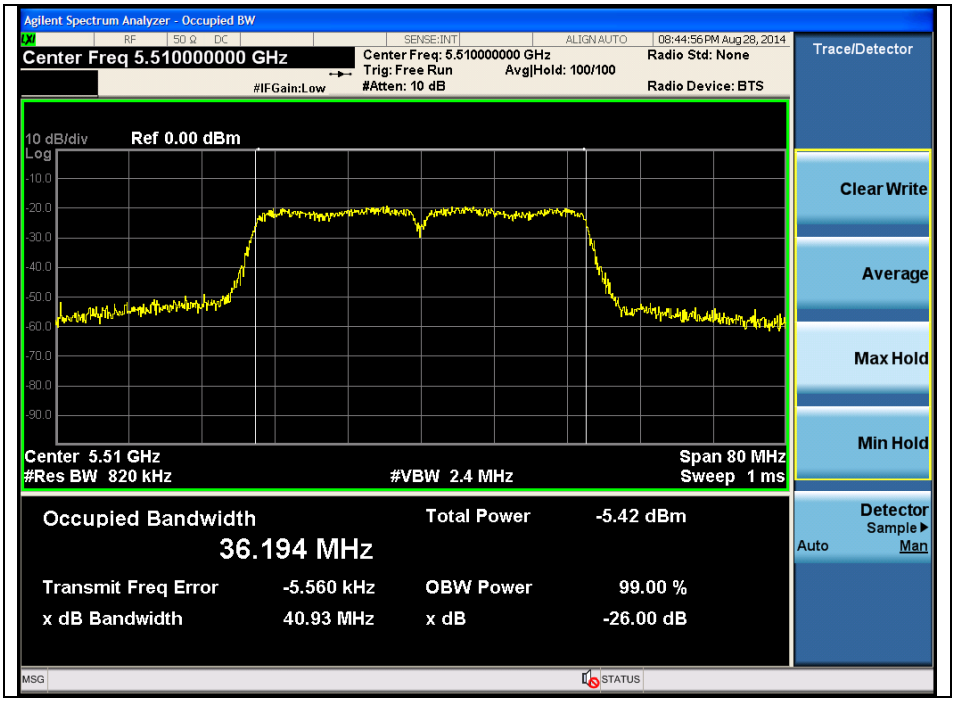

Low Channel (5 550 ㎒)

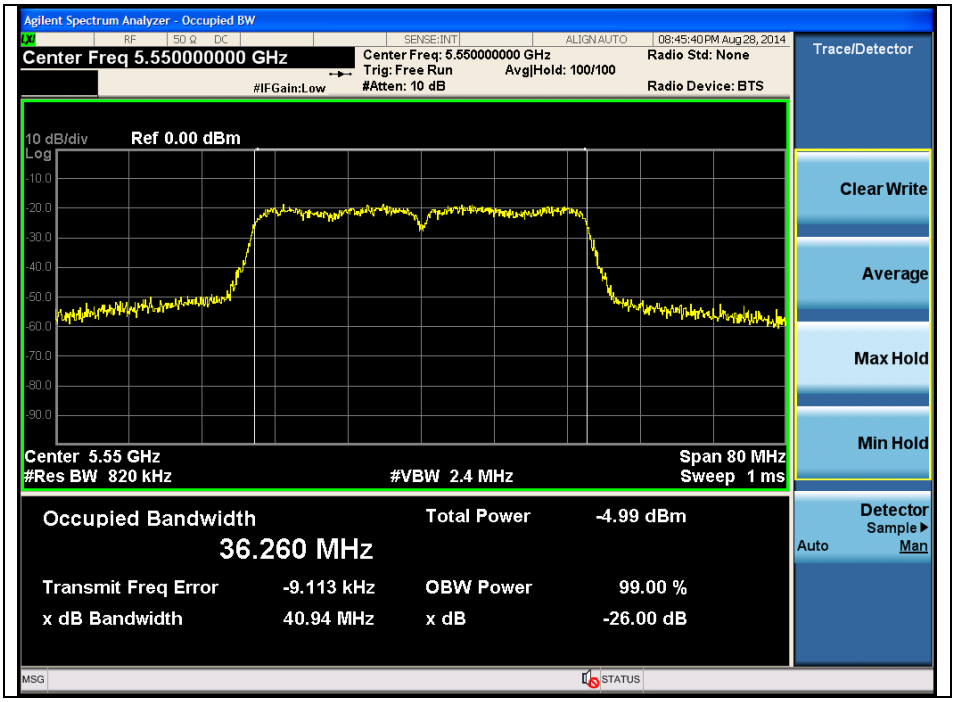

High Channel (5 670 ㎒)

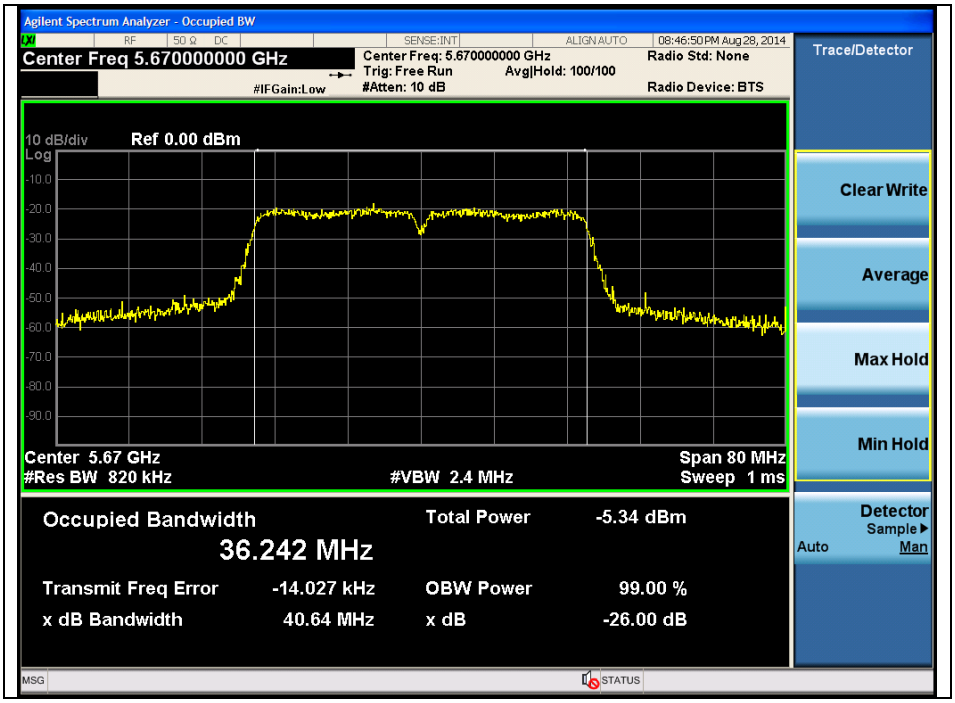

802.11ac_VHT40 (Band 3)

Low Channel (5 755 ㎒)

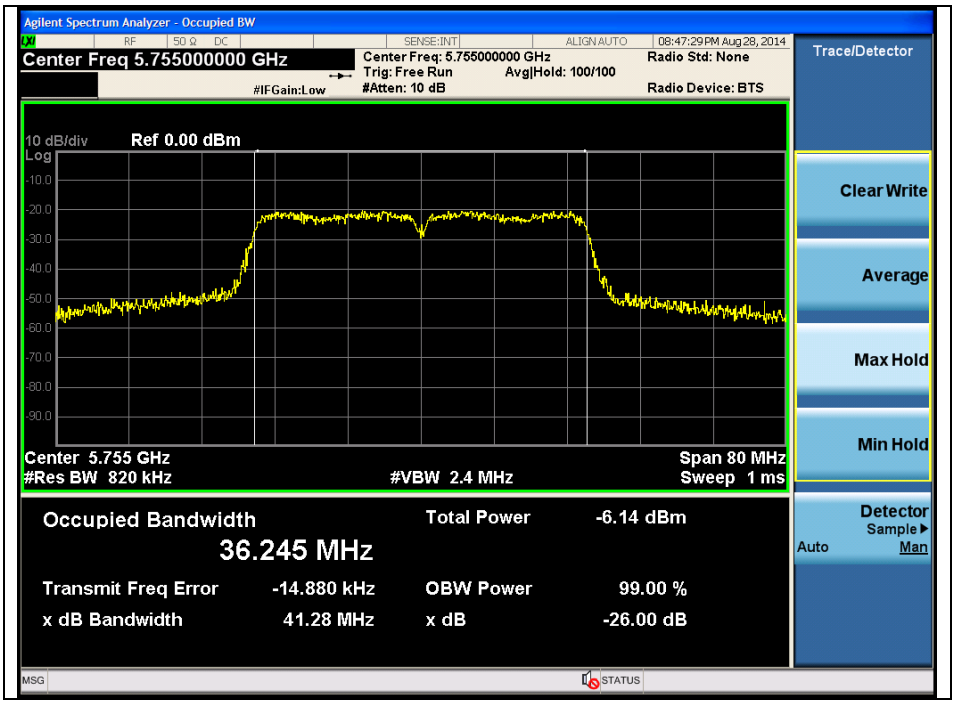

High Channel (5 795 ㎒)

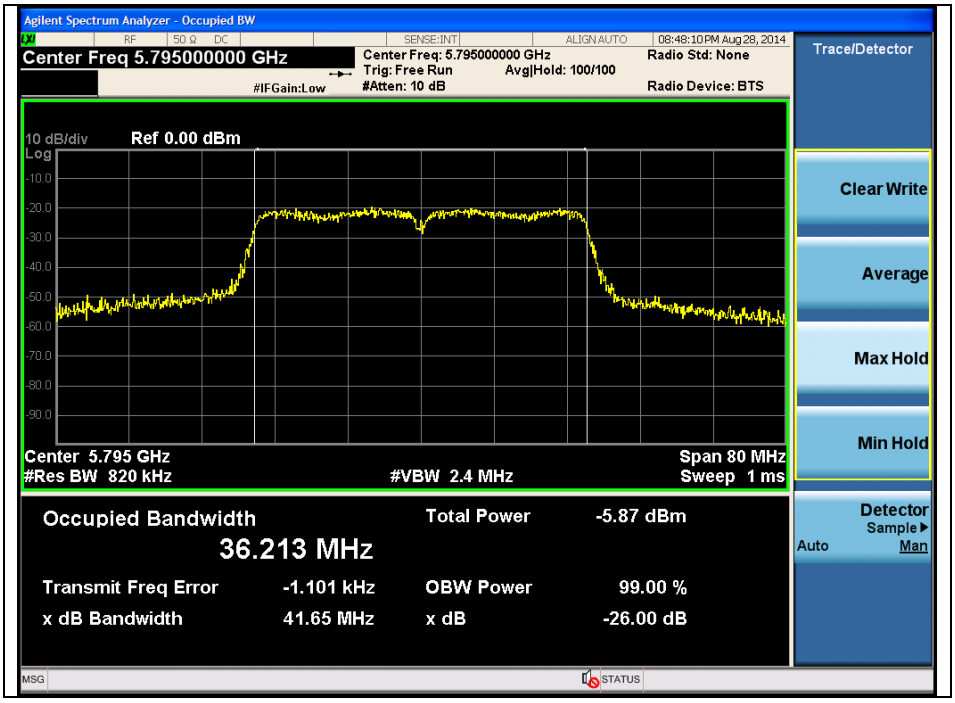

802.11ac_VHT80 (Band 1)

Middle Channel (5 210 ㎒)

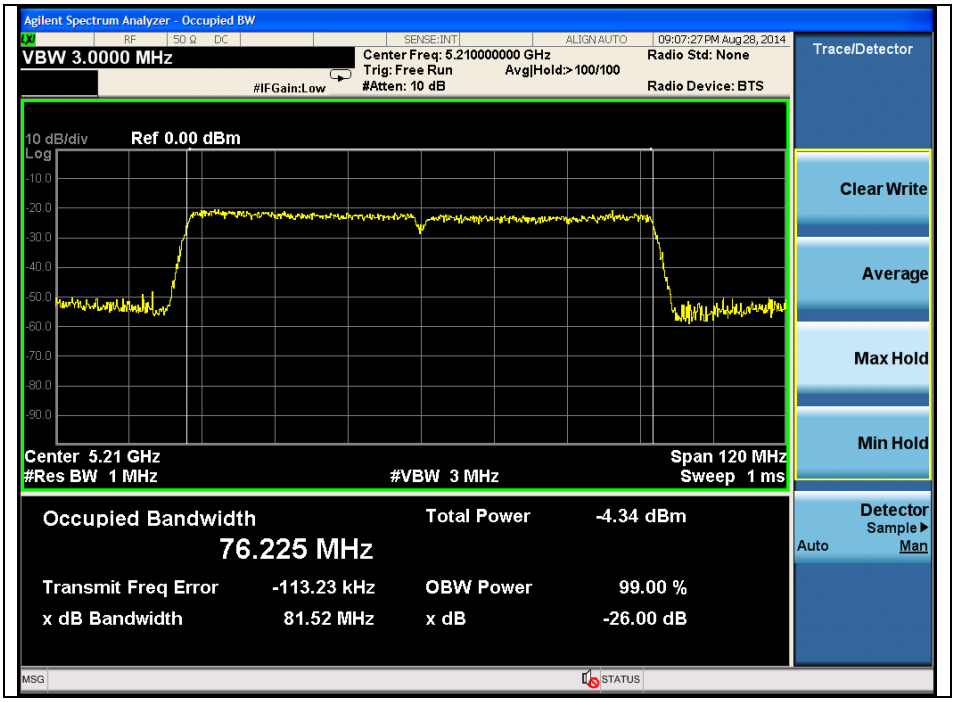

802. 11ac_VHT80 (Band 2A)

Middle Channel (5 290 ㎒)

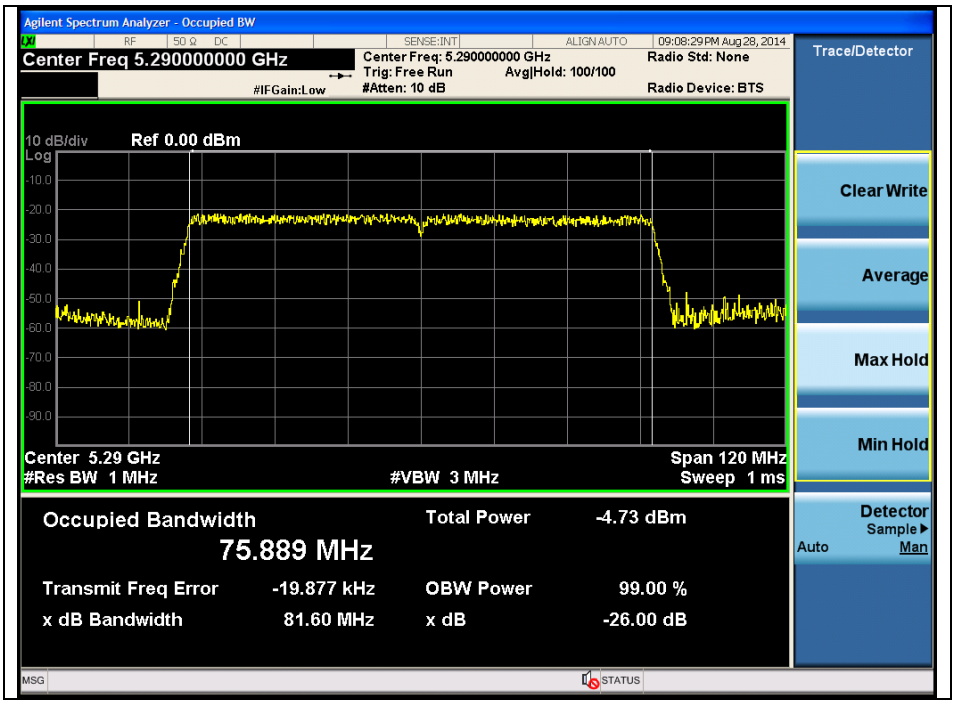

802. 11ac_VHT80 (Band 2C)

Middle Channel (5 530 ㎒)

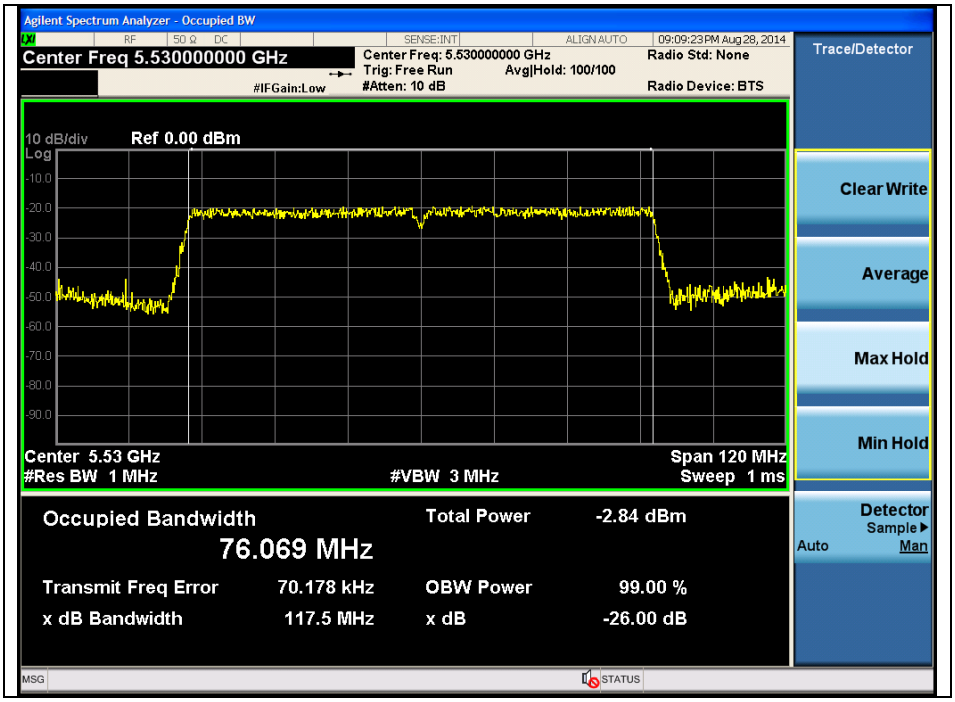

802.11ac_VHT80 (Band 3)

Low Channel (5 775 ㎒)

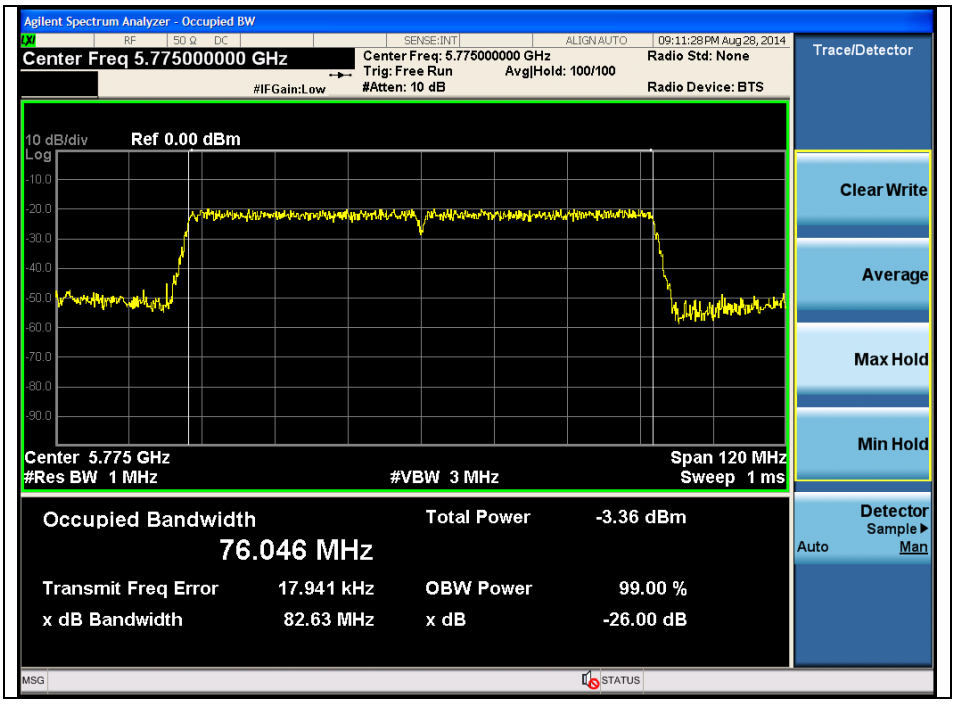

6. Output power

6.1. Test setup



6.2. Limit

6.2.1. FCC 15.407

(a)(1)(iv)
For mobile and portable client devices in the 5.15-5.25 GHz band, the maximum conducted output power over the frequency band of operation shall not exceed 250 mW provided the maximum antenna gain does not exceed 6 dBi. In addition, the maximum power spectral density shall not exceed 11 dBm in any 1 megahertz band. If transmitting antennas of directional gain greater than 6 dBi are used, both the maximum conducted output power and the maximum power spectral density shall be reduced by the amount in dB that the directional gain of the antenna exceeds 6 dBi.

(a)(2) For the 5.25-5.35 GHz and 5.47-5.725 GHz bands, the maximum conducted output power over the frequency bands of operation shall not exceed the lesser of 250 mW or 11 dBm 10 log B, where B is the 26 dB emission bandwidth in megahertz. In addition, the maximum power spectral density shall not exceed 11 dBm in any 1 megahertz band. If transmitting antennas of directional gain greater than 6 dBi are used, both the maximum conducted output power and the maximum power spectral density shall be reduced by the amount in dB that the directional gain of the antenna exceeds 6 dBi.

(a)(3) For the band 5.725-5.85 GHz, the maximum conducted output power over the frequency band of operation shall not exceed 1 W. In addition, the maximum power spectral density shall not exceed 30 dBm in any 500-kHz band. If transmitting antennas of directional gain greater than 6 dBi are used, both the maximum conducted output power and the maximum power spectral density shall be reduced by the amount in dB that the directional gain of the antenna exceeds 6 dBi. However, fixed point-topoint U-NII devices operating in this band may employ transmitting antennas with directional gain greater than 6 dBi without any corresponding reduction in transmitter conducted power. Fixed, point-to-point operations exclude the use of point-to-multipoint systems, omnidirectional applications, and multiple collocated transmitters transmitting the same information. The operator of the U-NII device, or if the equipment is professionally installed, the installer, is responsible for ensuring that systems employing high gain directional antennas are used exclusively for fixed, point-to-point operations.

The results shown in this test report refer only to the sample(s) tested unless otherwise stated. This test report cannot be reproduced, except in full, without prior written permission of the Company.

6.2.2. IC RSS-210

A9.2(1) Band 5 150-5 250 ㎒

The maximum e.i.r.p.. shall not exceed 200 ㎽ or 10 + 10 log10 B, ㏈m, whichever power is less. B is the 99% emission bandwidth in ㎒.

A9.2(2) Band 5 250-5 350 ㎒

The maximum conducted output power shall not exceed 250 ㎽ or 11 + 10 log10 B, ㏈m, whichever power is less. The maximum e.i.r.p.. shall not exceed 1.0 W or 17 + 10 log10 B, ㏈m, whichever power is less. B is the 99% emission bandwidth in ㎒. Note that devices with a maximum e.i.r.p.. greater than 500 ㎽ shall implement TPC in order to have the capability to operate at least 6 ㏈ below the maximum permitted e.i.r.p. of 1 W.

A9.2(3) Band 5 470-5 600 ㎒ and 5 600-5 650 ㎒

The maximum conducted output power shall not exceed 250 ㎽ or 11 + 10 log10 B, ㏈m, whichever power is less. The maximum e.i.r.p.. shall not exceed 1.0 W or 17 + 10 log10 B, ㏈m, whichever power is less. B is the 99% emission bandwidth in ㎒. Note that devices with a maximum e.i.r.p.. greater than 500 ㎽ shall implement TPC in order to have the capability to operate at least 6 ㏈ below the maximum permitted e.i.r.p.. of 1 W.

A9.2(4) Band 5 725-5 850 ㎒

The maximum conducted output power shall not exceed 1.0 W or 17 + 10 log10 B, ㏈m, whichever power is less. The maximum e.i.r.p. shall not exceed 4.0 W or 23 + 10 log10 B, dBm, whichever power is less. B is the 99% emission bandwidth in ㎒.

6.3. Test procedure

1. This measurement settings are specified in section II.E.3.a) of KDB 789033 New Rules_v01.
2. Measurements may be performed using a wideband RF power meter with a thermocouple detector or equivalent if all of the conditions listed below are satisfied.
   - The EUT is configured to transmit continuously or to transmit with a consistent duty cycle.
   - At all times when the EUT is transmitting, it must be transmitting at its maximum power control level.
   - The integration period of the power meter exceeds the repetition period of the transmitted signal by at least a factor of five.
3. If the transmitter does not transmit continuously, measure the duty cycle, x, of the transmitter output signal as described in section B).
4. Measure the average power of the transmitter. This measurement is an average over both the on and off periods of the transmitter.
5. Adjust the measurement in ㏈m by adding 10 log (1/x) where x is the duty cycle (e.g., 10 log(1/0.25) if the duty cycle is 25 percent).

The results shown in this test report refer only to the sample(s) tested unless otherwise stated. This test report cannot be reproduced, except in full, without prior written permission of the Company.

6.4. Test result

Ambient temperature : (24 ± 1) ℃
Relative humidity : 49 % R.H.

6.4.1. FCC Limit

-11a

Mode	Frequency (㎒)	Data Rate (Mbps)	Fixed Limit (㏈ m)	26 ㏈ BW (㎒)	11+10LogB (㏈ m)	Antenna gain (㏈ i)	Limit (㏈ m)
UNII 1	5 180	6	24				
	5 220	6	24				
	5 240	6	24				
UNII 2A	5 260	6	24	19.39	23.88	-3.46	23.88
	5 300	6	24	19.30	23.86	-3.46	23.86
	5 320	6	24	19.56	23.91	-3.46	23.91
UNII 2C	5 500	6	24	19.38	23.87	-3.60	23.87
	5 580	6	24	19.35	23.87	-3.60	23.87
	5 700	6	24	19.37	23.87	-3.60	23.87
UNII 3	5 745	6	30				
	5 785	6	30				
	5 825	6	30				

- 11n_HT20

Mode	Frequency (㎒)	Data Rate (Mbps)	Fixed Limit (㏈ m)	26 ㏈ BW (㎒)	11+10LogB (㏈ m)	Antenna gain (㏈ i)	Limit (㏈ m)
UNII 1	5 180	MCS0	24				
	5 220	MCS0	24				
	5 240	MCS0	24				
UNII 2A	5 260	MCS0	24	19.89	23.99	-3.46	23.99
	5 300	MCS0	24	19.76	23.96	-3.46	23.96
	5 320	MCS0	24	19.76	23.96	-3.46	23.96
UNII 2C	5 500	MCS0	24	19.63	23.93	-3.60	23.93
	5 580	MCS0	24	19.70	23.94	-3.60	23.94
	5 700	MCS0	24	19.72	23.95	-3.60	23.95
UNII 3	5 745	MCS0	30				
	5 785	MCS0	30				
	5 825	MCS0	30				

The results shown in this test report refer only to the sample(s) tested unless otherwise stated. This test report cannot be reproduced, except in full, without prior written permission of the Company.

-11n_HT40

Mode	Frequency (MHz)	Data Rate (Mbps)	Fixed Limit (dBm)	26 dB BW (MHz)	11+10LogB (dBm)	Antenna gain (dBi)	Limit (dBm)
UNII 1	5 190	MCS0	24				
	5 230	MCS0	24				
UNII 2A	5 270	MCS0	24	39.68	26.99	-3.46	24.00
	5 310	MCS0	24	40.06	27.03	-3.46	24.00
UNII 2C	5 510	MCS0	24	39.88	27.01	-3.60	24.00
	5 550	MCS0	24	39.73	26.99	-3.60	24.00
	5 670	MCS0	24	39.91	27.01	-3.60	24.00
UNII 3	5 755	MCS0	30				
	5 795	MCS0	30				

-11ac_VHT20

Mode	Frequency (MHz)	Data Rate (Mbps)	Fixed Limit (dBm)	26 dB BW (MHz)	11+10LogB (dBm)	Antenna gain (dBi)	Limit (dBm)
UNII 1	5 180	MCS0	24				
	5 220	MCS0	24				
	5 240	MCS0	24				
UNII 2A	5 260	MCS0	24	19.58	23.92	-3.46	23.92
	5 300	MCS0	24	19.88	23.98	-3.46	23.98
	5 320	MCS0	24	20.05	24.02	-3.46	24.00
UNII 2C	5 500	MCS0	24	19.92	23.99	-3.60	23.99
	5 580	MCS0	24	19.94	24.00	-3.60	24.00
	5 700	MCS0	24	19.69	23.94	-3.60	23.94
UNII 3	5 745	MCS0	30				
	5 785	MCS0	30				
	5 825	MCS0	30				

The results shown in this test report refer only to the sample(s) tested unless otherwise stated. This test report cannot be reproduced, except in full, without prior written permission of the Company.

-11ac_VHT40

Mode	Frequency (㎒)	Data Rate (Mbps)	Fixed Limit (㏈ m)	26 ㏈ BW (㎒)	11+10LogB (㏈ m)	Antenna gain (㏈ i)	Limit (㏈ m)
UNII 1	5 190	MCS0	24				
	5 230	MCS0	24				
UNII 2A	5 270	MCS0	24	39.94	27.01	-3.46	24.00
	5 310	MCS0	24	39.63	26.98	-3.46	24.00
UNII 2C	5 510	MCS0	24	39.91	27.01	-3.60	24.00
	5 550	MCS0	24	40.17	27.04	-3.60	24.00
	5 670	MCS0	24	39.97	27.02	-3.60	24.00
UNII 3	5 755	MCS0	30				
	5 795	MCS0	30				

11ac_VHT80

Mode	Frequency (㎒)	Data Rate (Mbps)	Fixed Limit (㏈ m)	26 ㏈ BW (㎒)	11+10LogB (㏈ m)	Antenna gain (㏈ i)	Limit (㏈ m)
UNII 1	5 210	MCS0	23				
UNII 2A	5 290	MCS0	24	81.45	30.11	-3.46	24.00
UNII 2C	5 530	MCS0	24	81.66	30.12	-3.60	24.00
UNII 3	5 775	MCS0	30				

The results shown in this test report refer only to the sample(s) tested unless otherwise stated. This test report cannot be reproduced, except in full, without prior written permission of the Company.

4.4.2. IC Limit

-11a

Mode	Frequency (㎒)	Data Rate (Mbps)	Fixed Limit (㏈ m)	99% BW (㎒)	10+10LogB (㏈ m)	Antenna gain (㏈ i)	Limit (㏈ m)
UNII 1	5 180	6	23	19.63	22.93	-3.46	22.93
	5 220	6	23	19.70	22.94	-3.46	22.94
	5 240	6	23	19.63	22.93	-3.46	22.93
Mode	**Frequency (㎒)**	**Data Rate (Mbps)**	**Fixed Limit (㏈ m)**	**99% BW (㎒)**	**11+10LogB (㏈ m)**	**Antenna gain (㏈ i)**	**Limit (㏈ m)**
UNII 2A	5 260	6	24	19.72	23.95	-3.46	23.95
	5 300	6	24	19.81	23.97	-3.46	23.97
	5 320	6	24	19.87	23.98	-3.46	23.98
UNII 2C	5 500	6	24	19.90	23.99	-3.60	23.99
	5 580	6	24	19.67	23.94	-3.60	23.94
	5 700	6	24	19.80	23.97	-3.60	23.97
Mode	**Frequency (㎒)**	**Data Rate (Mbps)**	**Fixed Limit (㏈ m)**	**99% BW (㎒)**	**17+10LogB (㏈ m)**	**Antenna gain (㏈ i)**	**Limit (㏈ m)**
UNII 3	5 745	6	30	19.88	29.98	-3.36	29.98
	5 785	6	30	19.61	29.92	-3.36	29.92
	5 825	6	30	20.04	30.02	-3.36	30.00

-11n_HT20

Mode	Frequency (㎒)	Data Rate (Mbps)	Fixed Limit (㏈ m)	99% BW (㎒)	10+10LogB (㏈ m)	Antenna gain (㏈ i)	Limit (㏈ m)
UNII 1	5 180	MCS0	23	20.22	23.06	-3.46	23.00
	5 220	MCS0	23	20.43	23.10	-3.46	23.00
	5 240	MCS0	23	20.27	23.07	-3.46	23.00
Mode	**Frequency (㎒)**	**Data Rate (Mbps)**	**Fixed Limit (㏈ m)**	**99% BW (㎒)**	**11+10LogB (㏈ m)**	**Antenna gain (㏈ i)**	**Limit (㏈ m)**
UNII 2A	5 260	MCS0	24	20.23	24.06	-3.46	24.00
	5 300	MCS0	24	20.25	24.06	-3.46	24.00
	5 320	MCS0	24	20.26	24.07	-3.46	24.00
UNII 2C	5 500	MCS0	24	20.13	24.04	-3.60	24.00
	5 580	MCS0	24	20.05	24.02	-3.60	24.00
	5 700	MCS0	24	20.39	24.09	-3.60	24.00
Mode	**Frequency (㎒)**	**Data Rate (Mbps)**	**Fixed Limit (㏈ m)**	**99% BW (㎒)**	**17+10LogB (㏈ m)**	**Antenna gain (㏈ i)**	**Limit (㏈ m)**
UNII 3	5 745	MCS0	30	20.15	30.04	-3.36	30.00
	5 785	MCS0	30	20.27	30.07	-3.36	30.00
	5 825	MCS0	30	20.45	30.11	-3.36	30.00

The results shown in this test report refer only to the sample(s) tested unless otherwise stated. This test report cannot be reproduced, except in full, without prior written permission of the Company.

-11n_HT40

Mode	Frequency (MHz)	Data Rate (Mbps)	Fixed Limit (dB m)	99% BW (MHz)	10+10LogB (dB m)	Antenna gain (dB i)	Limit (dB m)
UNII 1	5 190	MCS0	23	40.83	26.11	-3.46	23.00
	5 230	MCS0	23	40.69	26.09	-3.46	23.00
Mode	**Frequency (MHz)**	**Data Rate (Mbps)**	**Fixed Limit (dB m)**	**99% BW (MHz)**	**11+10LogB (dB m)**	**Antenna gain (dB i)**	**Limit (dB m)**
UNII 2A	5 270	MCS0	24	40.42	27.07	-3.46	24.00
	5 310	MCS0	24	40.69	27.09	-3.46	24.00
UNII 2C	5 510	MCS0	24	40.68	27.09	-3.60	24.00
	5 550	MCS0	24	40.57	27.08	-3.60	24.00
	5 670	MCS0	24	40.91	27.12	-3.60	24.00
Mode	**Frequency (MHz)**	**Data Rate (Mbps)**	**Fixed Limit (dB m)**	**99% BW (MHz)**	**17+10LogB (dB m)**	**Antenna gain (dB i)**	**Limit (dB m)**
UNII 3	5 755	MCS0	30	40.66	33.09	-3.36	30.00
	5 795	MCS0	30	41.07	33.14	-3.36	30.00

-11ac_VHT20

Mode	Frequency (MHz)	Data Rate (Mbps)	Fixed Limit (dB m)	99% BW (MHz)	10+10LogB (dB m)	Antenna gain (dB i)	Limit (dB m)
UNII 1	5 180	MCS0	23	20.34	23.08	-3.46	23.00
	5 220	MCS0	23	20.40	23.10	-3.46	23.00
	5 240	MCS0	23	20.10	23.03	-3.46	23.00
Mode	**Frequency (MHz)**	**Data Rate (Mbps)**	**Fixed Limit (dB m)**	**99% BW (MHz)**	**11+10LogB (dB m)**	**Antenna gain (dB i)**	**Limit (dB m)**
UNII 2A	5 260	MCS0	24	20.21	24.06	-3.46	24.00
	5 300	MCS0	24	20.33	24.08	-3.46	24.00
	5 320	MCS0	24	20.22	24.06	-3.46	24.00
UNII 2C	5 500	MCS0	24	20.32	24.08	-3.60	24.00
	5 580	MCS0	24	20.21	24.06	-3.60	24.00
	5 700	MCS0	24	20.43	24.10	-3.60	24.00
Mode	**Frequency (MHz)**	**Data Rate (Mbps)**	**Fixed Limit (dB m)**	**99% BW (MHz)**	**17+10LogB (dB m)**	**Antenna gain (dB i)**	**Limit (dB m)**
UNII 3	5 745	MCS0	30	20.39	30.09	-3.36	30.00
	5 785	MCS0	30	20.30	30.07	-3.36	30.00
	5 825	MCS0	30	20.28	30.07	-3.36	30.00

The results shown in this test report refer only to the sample(s) tested unless otherwise stated. This test report cannot be reproduced, except in full, without prior written permission of the Company.

-11ac_VHT40

Mode	Frequency (㎒)	Data Rate (Mbps)	Fixed Limit (㏈ m)	99% BW (㎒)	10+10LogB (㏈ m)	Antenna gain (㏈ i)	Limit (㏈ m)
UNII 1	5 190	MCS0	23	40.76	26.10	-3.46	23.00
	5 230	MCS0	23	40.75	26.10	-3.46	23.00
Mode	**Frequency (㎒)**	**Data Rate (Mbps)**	**Fixed Limit (㏈ m)**	**99% BW (㎒)**	**11+10LogB (㏈ m)**	**Antenna gain (㏈ i)**	**Limit (㏈ m)**
UNII 2A	5 270	MCS0	24	40.62	27.09	-3.46	24.00
	5 310	MCS0	24	40.78	27.10	-3.46	24.00
UNII 2C	5 510	MCS0	24	40.93	27.12	-3.60	24.00
	5 550	MCS0	24	40.94	27.12	-3.60	24.00
	5 670	MCS0	24	40.64	27.09	-3.60	24.00
Mode	**Frequency (㎒)**	**Data Rate (Mbps)**	**Fixed Limit (㏈ m)**	**99% BW (㎒)**	**17+10LogB (㏈ m)**	**Antenna gain (㏈ i)**	**Limit (㏈ m)**
UNII 3	5 755	MCS0	30	41.28	33.16	-3.36	30.00
	5 795	MCS0	30	41.65	33.20	-3.36	30.00

11ac_VHT80

Mode	Frequency (㎒)	Data Rate (Mbps)	Fixed Limit (㏈ m)	99% BW (㎒)	10+10LogB (㏈ m)	Antenna gain (㏈ i)	Limit (㏈ m)
UNII 1	5 210	MCS0	23	81.52	29.11	-3.46	23.00
Mode	**Frequency (㎒)**	**Data Rate (Mbps)**	**Fixed Limit (㏈ m)**	**99% BW (㎒)**	**11+10LogB (㏈ m)**	**Antenna gain (㏈ i)**	**Limit (㏈ m)**
UNII 2A	5 290	MCS0	24	81.60	30.12	-3.46	24.00
UNII 2C	5 530	MCS0	24	75.94	29.80	-3.60	24.00
Mode	**Frequency (㎒)**	**Data Rate (Mbps)**	**Fixed Limit (㏈ m)**	**99% BW (㎒)**	**17+10LogB (㏈ m)**	**Antenna gain (㏈ i)**	**Limit (㏈ m)**
UNII 3	5 775	MCS0	30	82.63	36.17	-3.36	30.00

The results shown in this test report refer only to the sample(s) tested unless otherwise stated. This test report cannot be reproduced, except in full, without prior written permission of the Company.

- 11a

Band	Detector Mode	Frequency (MHz)	Conducted Power (dBm)							
			Data Rate [Mbps]							
			6	9	12	18	24	36	48	54
U-NII 1	Average	5 180	10.33	10.21	10.12	10.11	10.08	10.05	9.99	9.93
	Average	5 220	10.37	10.22	10.21	10.18	10.15	10.11	10.02	9.98
	Average	5 240	10.21	10.15	10.11	10.08	10.07	10.02	9.92	9.89
U-NII 2A	Average	5 260	10.18	10.10	10.05	10.02	9.98	9.85	9.81	9.78
	Average	5 300	9.60	9.52	9.45	9.35	9.31	9.25	9.21	9.16
	Average	5 320	9.55	9.47	9.44	9.43	9.44	9.32	9.21	9.03
U-NII 2C	Average	5 500	12.67	12.52	12.42	12.41	12.32	12.33	12.21	12.20
	Average	5 580	12.82	12.75	12.72	12.68	12.65	12.61	12.60	12.58
	Average	5 700	12.21	12.18	12.17	12.10	12.08	12.05	11.95	11.85
U-NII 3	Average	5 745	10.54	10.42	10.41	10.39	10.35	10.33	10.31	10.27
	Average	5 785	10.97	10.85	10.82	10.81	10.75	10.73	10.75	10.78
	Average	5 825	11.63	11.60	11.55	11.53	11.51	10.48	10.46	10.38

The results shown in this test report refer only to the sample(s) tested unless otherwise stated. This test report cannot be reproduced, except in full, without prior written permission of the Company.

- 11an_HT20

Band	Detector Mode	Frequency (MHz)	Conducted Power (dBm)							
			Data Rate [MCS]							
			0	1	2	3	4	5	6	7
U-NII 1	Average	5 180	10.37	10.33	10.32	10.27	10.25	10.24	10.22	10.20
	Average	5 220	10.40	10.35	10.32	10.30	10.28	10.25	10.23	10.20
	Average	5 240	10.30	10.28	10.27	10.22	10.23	10.21	10.18	10.15
U-NII 2A	Average	5 260	10.11	10.08	10.00	10.02	9.95	10.01	9.98	9.95
	Average	5 300	9.67	9.60	9.58	9.52	9.51	9.48	9.37	9.27
	Average	5 320	9.45	9.42	9.40	9.37	9.41	9.35	9.28	9.17
U-NII 2C	Average	5 500	12.52	12.42	12.48	12.41	12.38	12.34	12.35	12.15
	Average	5 580	12.75	12.72	12.68	12.65	12.63	12.60	12.61	12.58
	Average	5 700	12.38	12.31	12.28	12.25	12.22	12.21	12.14	12.20
U-NII 3	Average	5 745	10.61	10.54	10.55	10.42	10.42	10.37	10.35	10.41
	Average	5 785	11.02	11.01	10.95	10.95	10.91	10.92	10.87	10.85
	Average	5 825	11.14	11.12	11.13	11.07	11.05	11.04	11.05	11.01

The results shown in this test report refer only to the sample(s) tested unless otherwise stated. This test report cannot be reproduced, except in full, without prior written permission of the Company.

- 11an_HT40

Band	Detector Mode	Frequency (MHz)	Conducted Power (dBm)							
			Data Rate [MCS]							
			0	1	2	3	4	5	6	7
U-NII 1	Average	5 190	9.98	9.95	9.95	9.96	9.91	9.88	9.99	9.88
	Average	5 230	9.97	9.94	9.93	9.91	9.90	9.87	9.85	9.88
U-NII 2A	Average	5 270	9.82	9.78	9.76	9.71	9.68	9.68	9.65	9.66
	Average	5 310	9.11	9.08	9.04	9.03	9.01	9.03	9.04	9.05
U-NII 2C	Average	5 510	12.56	12.46	12.47	12.43	12.43	12.41	12.38	12.40
	Average	5 550	12.53	12.51	12.45	12.48	12.43	12.41	12.40	12.43
	Average	5 670	12.13	12.09	12.11	12.08	12.07	12.03	11.99	11.95
U-NII 3	Average	5 755	10.36	10.35	10.35	10.34	10.33	10.31	10.28	10.33
	Average	5 795	10.63	10.58	10.56	10.51	10.52	10.48	10.45	10.52

The results shown in this test report refer only to the sample(s) tested unless otherwise stated. This test report cannot be reproduced, except in full, without prior written permission of the Company.

- 11ac_VHT20

Band	Detector Mode	Frequency (㎒)	Conducted Power (㏈m)								
			Data Rate [MCS]								
			0	1	2	3	4	5	6	7	8
U-NII 1	Average	5 180	8.03	7.84	7.68	7.43	7.19	7.05	6.95	6.84	6.65
	Average	5 220	8.21	7.95	7.72	7.58	7.46	7.34	7.15	6.98	6.84
	Average	5 240	8.16	8.02	7.89	7.76	7.56	7.34	7.18	6.97	6.85
U-NII 2A	Average	5 260	7.94	7.82	7.65	7.35	7.21	7.05	6.88	6.85	6.65
	Average	5 300	7.83	7.75	7.65	7.49	7.37	7.15	6.92	6.74	6.57
	Average	5 320	8.19	7.95	7.78	7.57	7.14	6.94	6.76	6.62	6.34
U-NII 2C	Average	5 500	10.21	10.04	9.98	9.84	9.71	9.65	9.45	9.37	9.12
	Average	5 580	10.44	10.37	10.12	9.87	9.64	9.37	9.12	8.72	8.65
	Average	5 700	10.24	10.14	9.84	9.64	9.45	9.21	8.94	8.73	8.52
U-NII 3	Average	5 745	9.55	9.34	9.12	8.94	8.75	8.51	8.34	8.24	8.05
	Average	5 785	9.41	9.24	9.12	9.05	8.75	8.56	8.34	8.17	8.05
	Average	5 825	9.65	9.45	9.25	9.01	8.84	8.63	8.41	8.24	8.02

The results shown in this test report refer only to the sample(s) tested unless otherwise stated. This test report cannot be reproduced, except in full, without prior written permission of the Company.

- 11ac_VHT40

Band	Detector Mode	Frequency (㎒)	Conducted Power (㏈m)									
			Data Rate [MCS]									
			0	1	2	3	4	5	6	7	8	9
U-NII 1	Average	5 190	8.21	7.95	7.61	7.45	7.05	6.87	6.51	6.22	6.01	5.81
	Average	5 230	8.26	8.02	7.86	7.54	7.21	6.94	6.73	6.34	6.15	5.94
U-NII 2A	Average	5 270	7.84	7.68	7.41	7.21	7.01	6.84	6.61	6.34	6.05	5.74
	Average	5 310	7.81	7.68	7.42	7.22	6.94	6.71	6.31	6.04	5.72	5.51
U-NII 2C	Average	5 510	10.23	10.02	9.87	9.61	9.47	9.21	9.01	8.74	8.55	8.14
	Average	5 550	10.06	9.74	9.52	9.31	9.02	8.85	8.54	8.31	8.05	7.85
	Average	5 670	10.18	9.88	9.61	9.37	9.03	8.84	8.63	8.37	8.04	7.84
U-NII 3	Average	5 755	9.44	9.21	8.93	8.72	8.43	8.21	7.99	7.82	7.62	7.44
	Average	5 795	9.29	9.02	8.88	8.65	8.41	8.18	7.78	7.61	7.42	7.10

The results shown in this test report refer only to the sample(s) tested unless otherwise stated. This test report cannot be reproduced, except in full, without prior written permission of the Company.

- 11ac_VHT80

Band	Detector Mode	Frequency (㎒)	Conducted Power (㏈m)									
			Data Rate [MCS]									
			0	1	2	3	4	5	6	7	8	9
U-NII 1	Average	5 210	7.65	7.12	6.84	6.54	6.12	5.84	5.41	5.10	4.86	4.52
U-NII 2A	Average	5 290	7.44	7.02	6.81	6.37	5.98	5.63	5.24	5.01	4.82	4.41
U-NII 2C	Average	5 530	9.64	9.22	8.86	8.37	8.01	7.74	7.33	7.02	6.85	6.67
U-NII 3	Average	5 775	9.00	8.75	8.27	8.01	7.84	7.41	7.12	6.82	6.41	6.12

The results shown in this test report refer only to the sample(s) tested unless otherwise stated. This test report cannot be reproduced, except in full, without prior written permission of the Company.