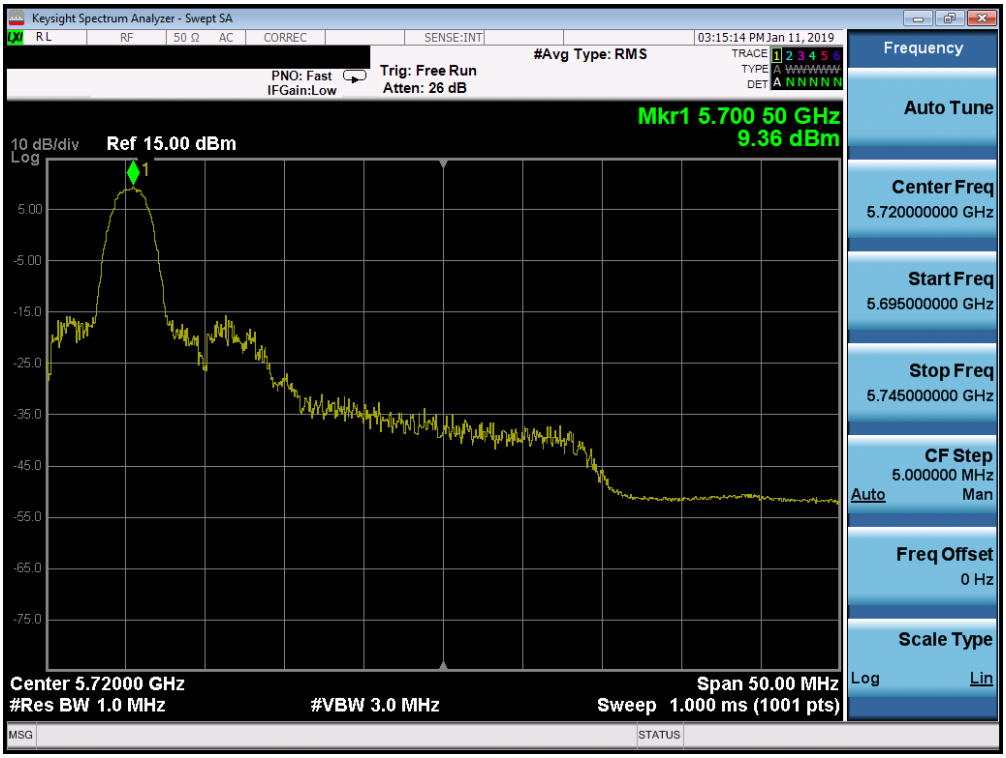

Plot 7-252. Power Spectral Density Plot SISO ANT2 (20MHz BW 802.11ax – 26 Tones (UNII Band 2C) – Ch. 144)

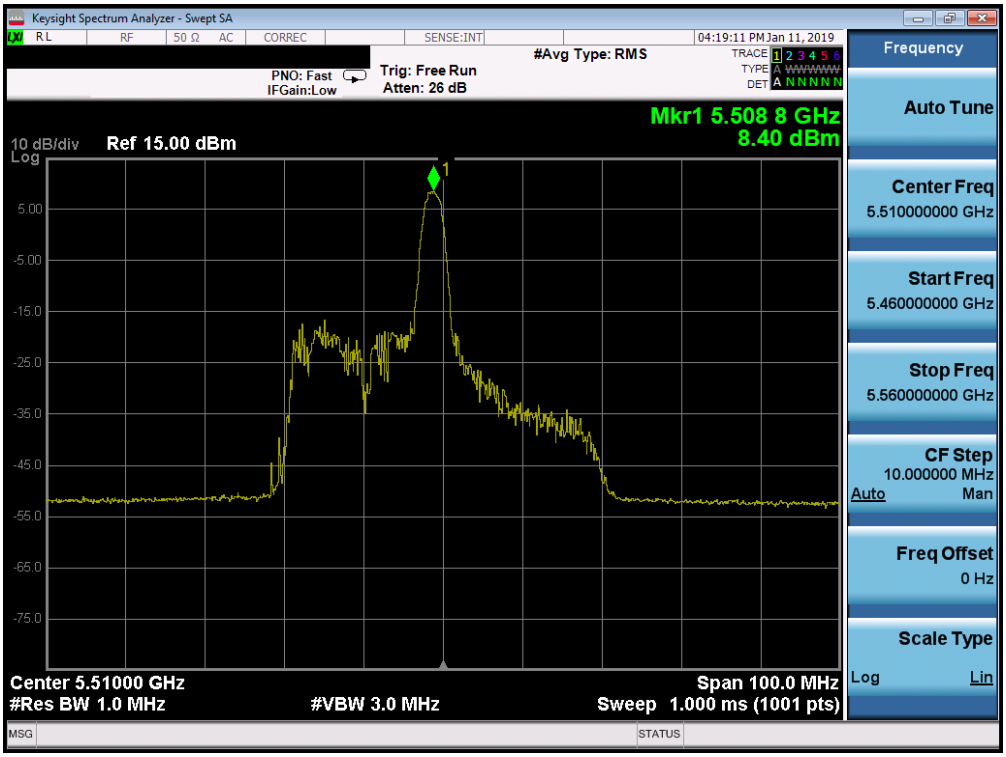

Plot 7-253. Power Spectral Density Plot SISO ANT2 (40MHz BW 802.11ax – 26 Tones (UNII Band 2C) – Ch. 102)

© 2019 PCTEST Engineering Laboratory, Inc. V 8.8 11/19/2018
All rights reserved. Unless otherwise specified, no part of this report may be reproduced or utilized in any part, form or by any means, electronic or mechanical, including photocopying and microfilm, without permission in writing from PCTEST Engineering Laboratory, Inc. If you have any questions about this international copyright or have an enquiry about obtaining additional rights to this report or assembly of contents thereof, please contact INFO@PCTEST.COM.

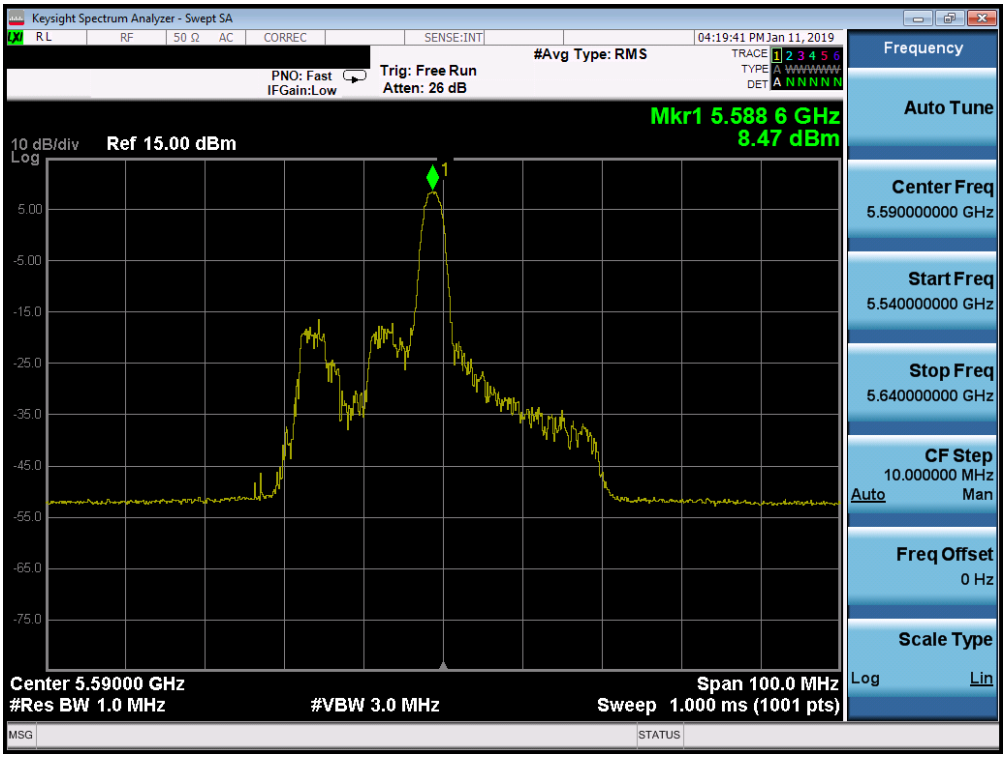

Plot 7-254. Power Spectral Density Plot SISO ANT2 (40MHz BW 802.11ax – 26 Tones (UNII Band 2C) – Ch. 118)

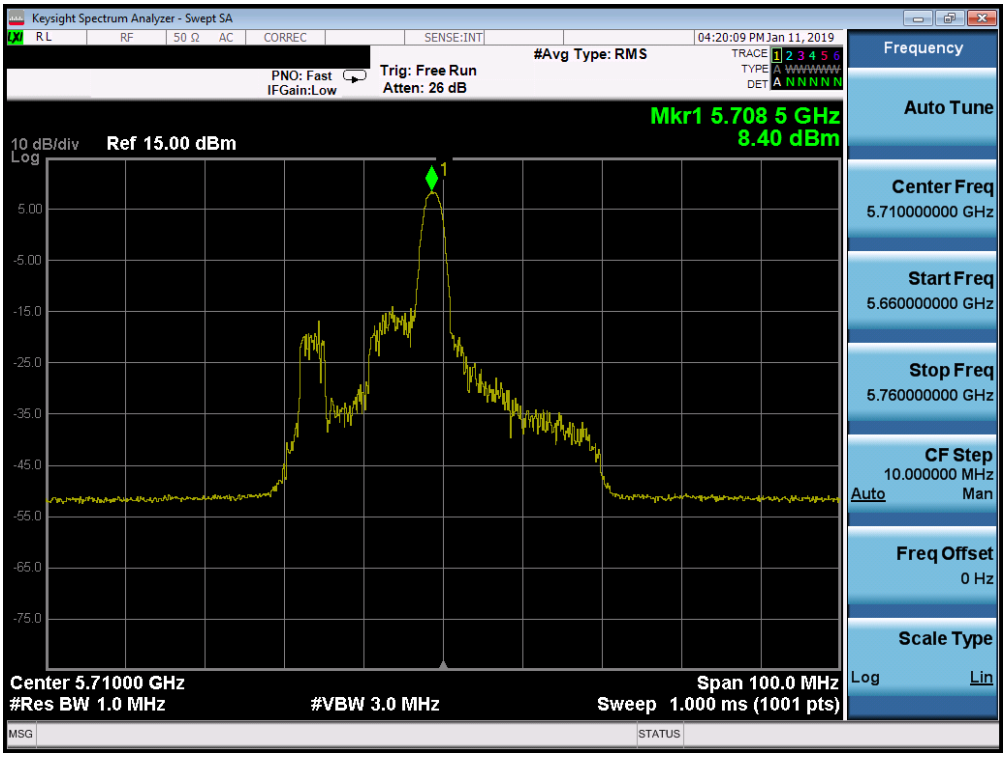

Plot 7-255. Power Spectral Density Plot SISO ANT2 (40MHz BW 802.11ax – 26 Tones (UNII Band 2C) – Ch. 142)

© 2019 PCTEST Engineering Laboratory, Inc. V 8.8 11/19/2018
All rights reserved. Unless otherwise specified, no part of this report may be reproduced or utilized in any part, form or by any means, electronic or mechanical, including photocopying and microfilm, without permission in writing from PCTEST Engineering Laboratory, Inc. If you have any questions about this international copyright or have an enquiry about obtaining additional rights to this report or assembly of contents thereof, please contact INFO@PCTEST.COM.

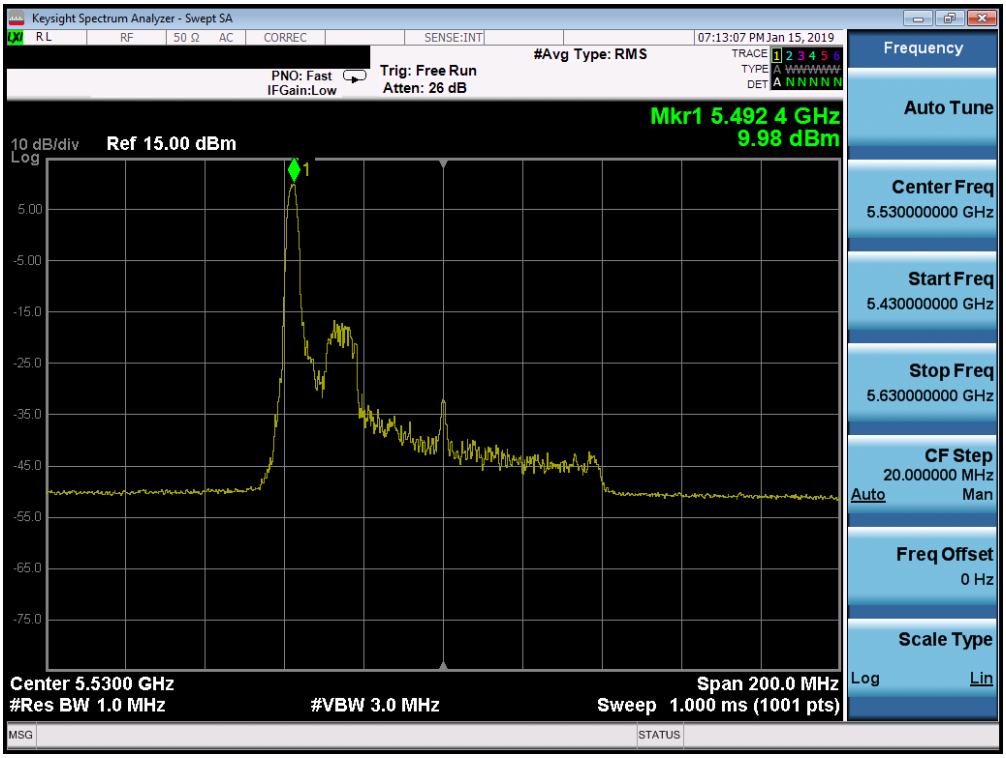

Plot 7-256. Power Spectral Density Plot SISO ANT2 (80MHz BW 802.11ax – 26 Tones (UNII Band 2C) – Ch. 106)

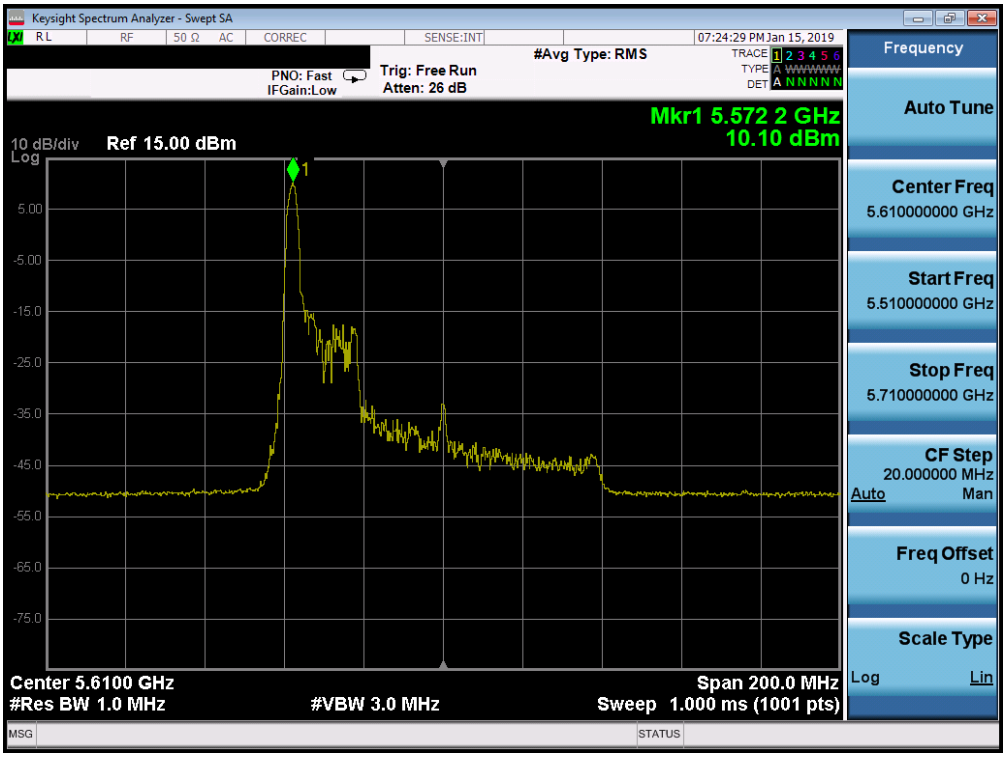

Plot 7-257. Power Spectral Density Plot SISO ANT2 (80MHz BW 802.11ax – 26 Tones (UNII Band 2C) – Ch. 122)

© 2019 PCTEST Engineering Laboratory, Inc. V 8.8 11/19/2018
All rights reserved. Unless otherwise specified, no part of this report may be reproduced or utilized in any part, form or by any means, electronic or mechanical, including photocopying and microfilm, without permission in writing from PCTEST Engineering Laboratory, Inc. If you have any questions about this international copyright or have an enquiry about obtaining additional rights to this report or assembly of contents thereof, please contact INFO@PCTEST.COM.

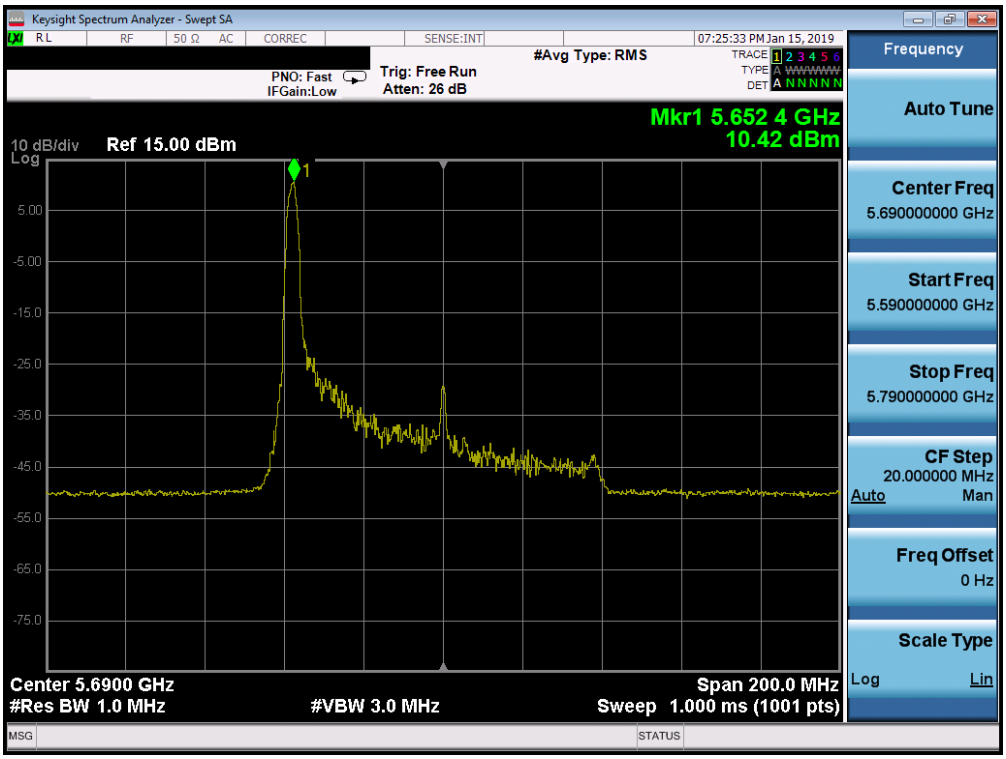

Plot 7-258. Power Spectral Density Plot SISO ANT2 (80MHz BW 802.11ax – 26 Tones (UNII Band 2C) – Ch. 138)

© 2019 PCTEST Engineering Laboratory, Inc. V 8.8 11/19/2018

All rights reserved. Unless otherwise specified, no part of this report may be reproduced or utilized in any part, form or by any means, electronic or mechanical, including photocopying and microfilm, without permission in writing from PCTEST Engineering Laboratory, Inc. If you have any questions about this international copyright or have an enquiry about obtaining additional rights to this report or assembly of contents thereof, please contact INFO@PCTEST.COM.

	Frequency [MHz]	Channel No.	802.11 Mode	Tones	Data Rate [Mbps]	Measured Power Density [dBm]	Max Permissible Power Density [dBm/500kHz]	Margin [dB]
Band 3	5745	149	ax (20MHz)	26T	MCS0	6.79	30.00	-23.21
	5785	157	ax (20MHz)	26T	MCS0	6.88	30.00	-23.12
	5825	165	ax (20MHz)	26T	MCS0	6.63	30.00	-23.37
	5755	151	ax (40MHz)	26T	MCS0	6.34	30.00	-23.66
	5795	159	ax (40MHz)	26T	MCS0	6.34	30.00	-23.66
	5775	155	ax (80MHz)	26T	MCS0	10.52	30.00	-19.48

Table 7-83. Band 3 Conducted Power Spectral Density Measurements SISO ANT2 (26 Tones)

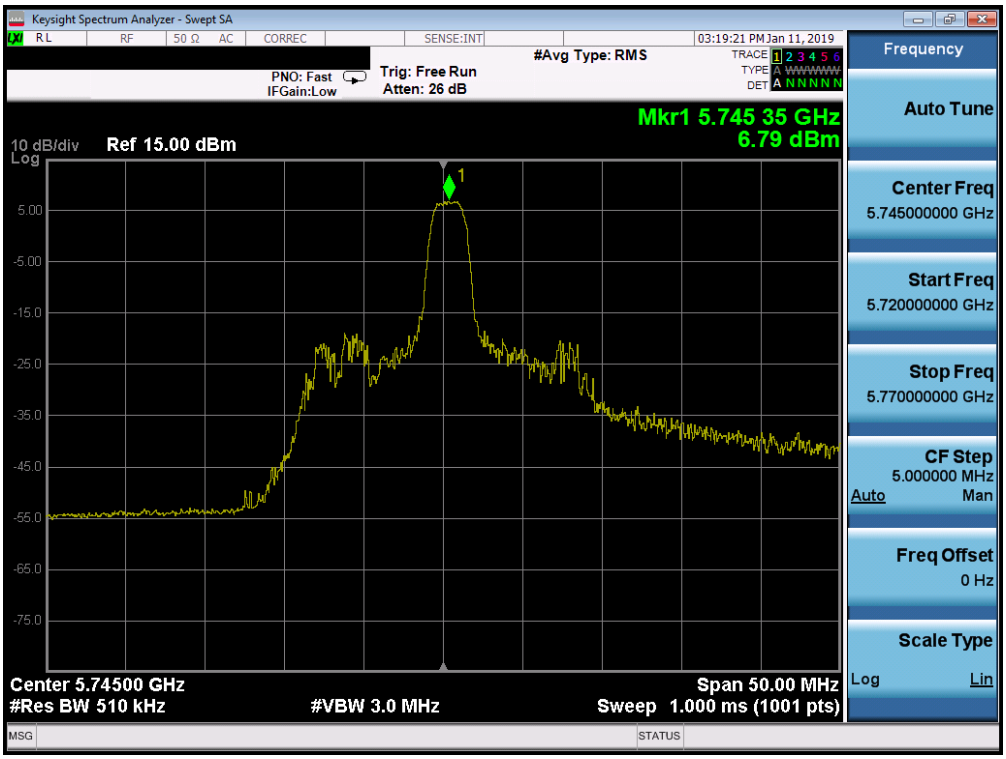

Plot 7-259. Power Spectral Density Plot SISO ANT2 (20MHz BW 802.11ax – 26 Tones (UNII Band 3) – Ch. 149)

© 2019 PCTEST Engineering Laboratory, Inc. V 8.8 11/19/2018
All rights reserved. Unless otherwise specified, no part of this report may be reproduced or utilized in any part, form or by any means, electronic or mechanical, including photocopying and microfilm, without permission in writing from PCTEST Engineering Laboratory, Inc. If you have any questions about this international copyright or have an enquiry about obtaining additional rights to this report or assembly of contents thereof, please contact INFO@PCTEST.COM.

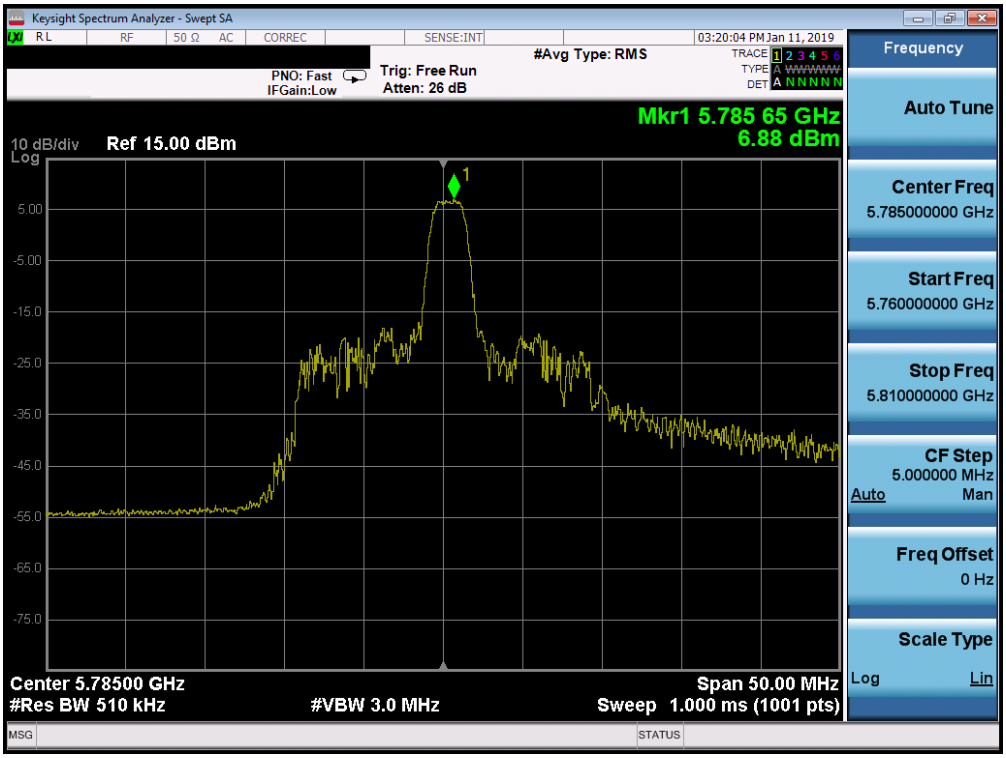

Plot 7-260. Power Spectral Density Plot SISO ANT2 (20MHz BW 802.11ax – 26 Tones (UNII Band 3) – Ch. 157)

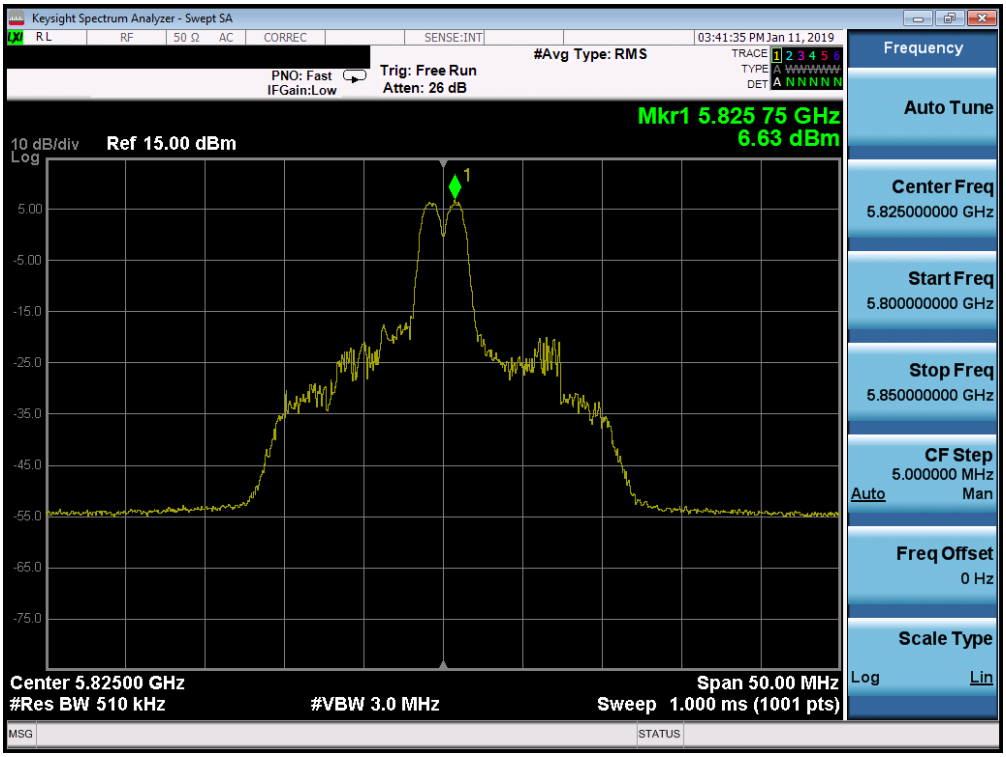

Plot 7-261. Power Spectral Density Plot SISO ANT2 (20MHz BW 802.11ax – 26 Tones (UNII Band 3) – Ch. 165)

© 2019 PCTEST Engineering Laboratory, Inc. V 8.8 11/19/2018
All rights reserved. Unless otherwise specified, no part of this report may be reproduced or utilized in any part, form or by any means, electronic or mechanical, including photocopying and microfilm, without permission in writing from PCTEST Engineering Laboratory, Inc. If you have any questions about this international copyright or have an enquiry about obtaining additional rights to this report or assembly of contents thereof, please contact INFO@PCTEST.COM.

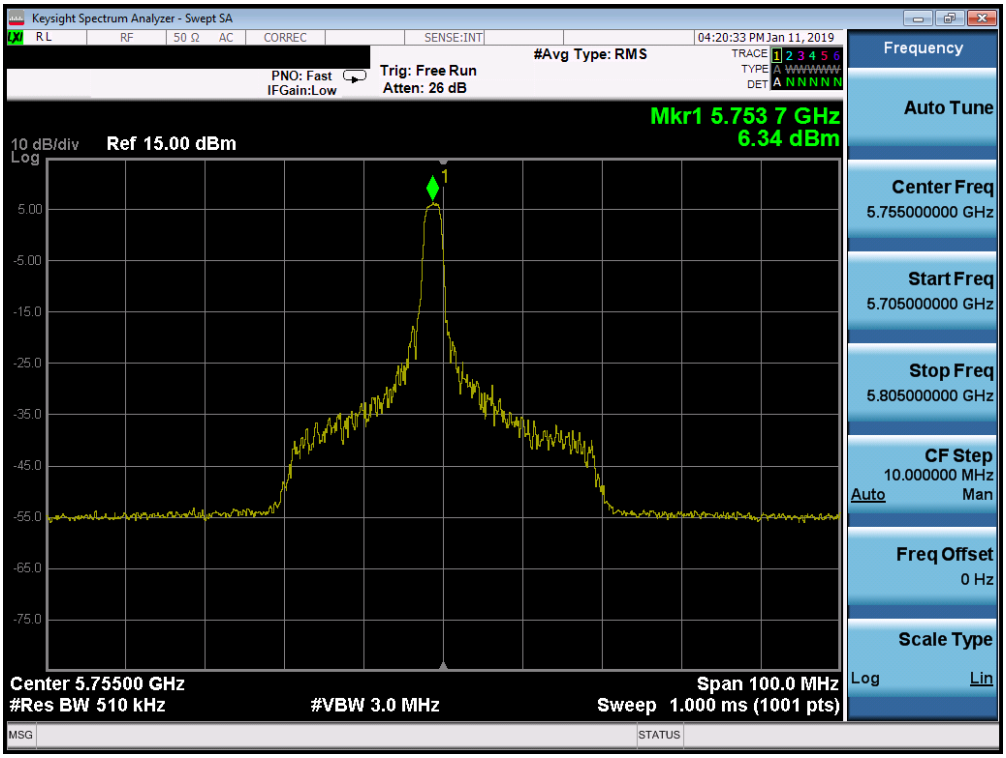

Plot 7-262. Power Spectral Density Plot SISO ANT2 (40MHz BW 802.11ax – 26 Tones (UNII Band 3) – Ch. 151)

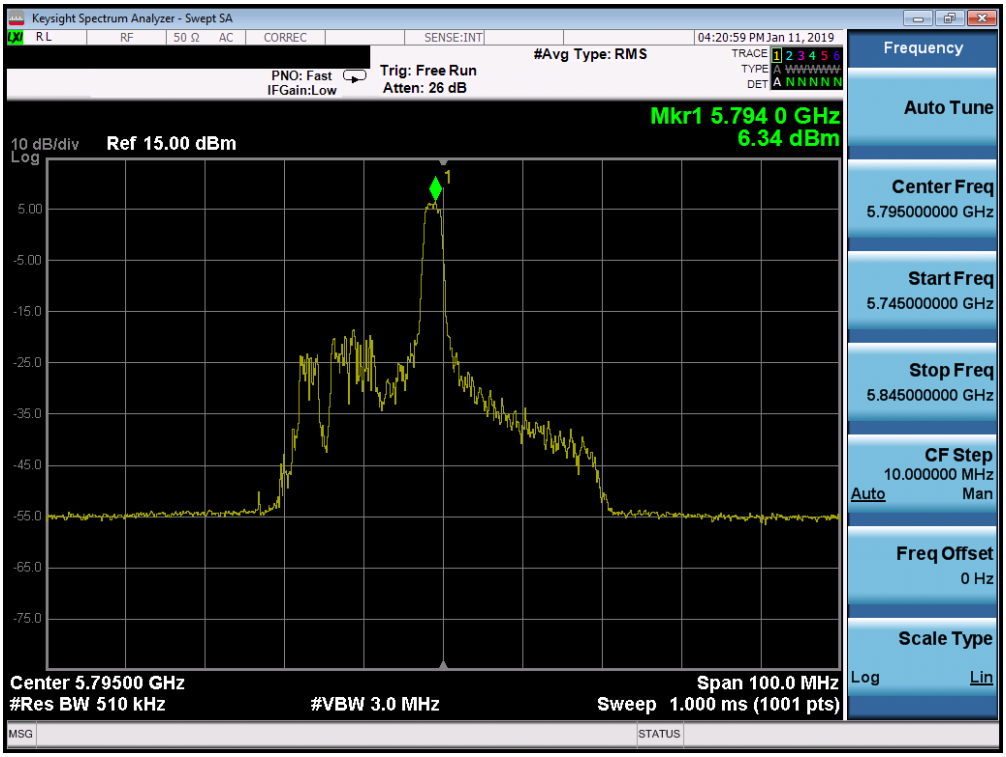

Plot 7-263. Power Spectral Density Plot SISO ANT2 (40MHz BW 802.11ax – 26 Tones (UNII Band 3) – Ch. 159)

© 2019 PCTEST Engineering Laboratory, Inc. V 8.8 11/19/2018
All rights reserved. Unless otherwise specified, no part of this report may be reproduced or utilized in any part, form or by any means, electronic or mechanical, including photocopying and microfilm, without permission in writing from PCTEST Engineering Laboratory, Inc. If you have any questions about this international copyright or have an enquiry about obtaining additional rights to this report or assembly of contents thereof, please contact INFO@PCTEST.COM.

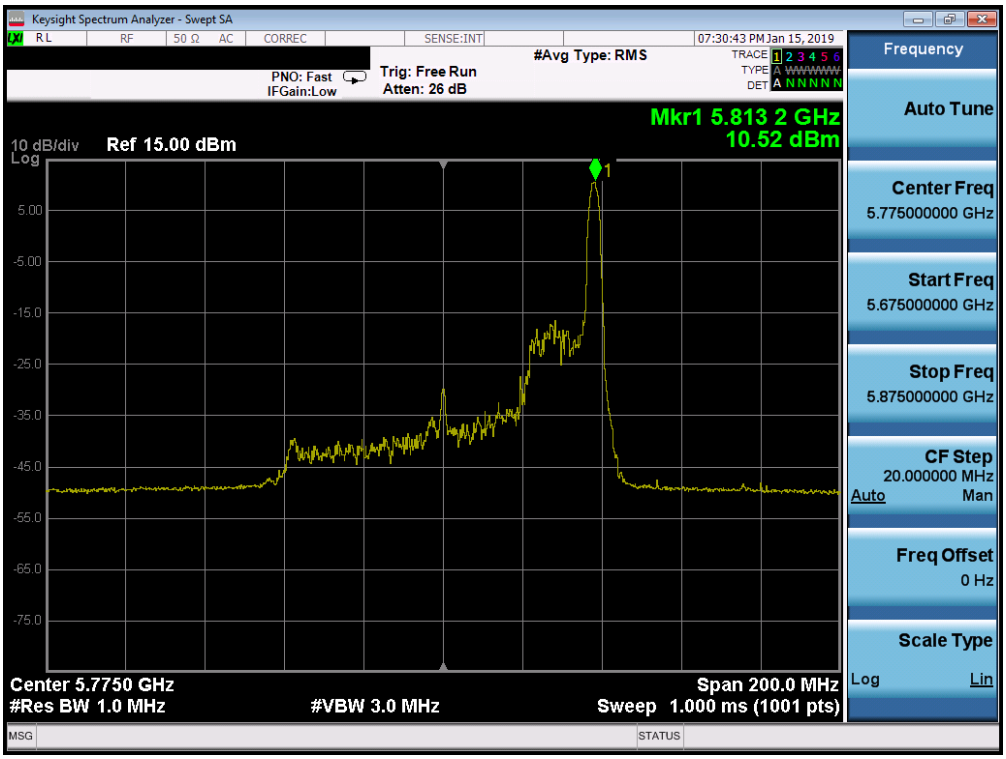

Plot 7-264. Power Spectral Density Plot SISO ANT2 (80MHz BW 802.11ax – 26 Tones (UNII Band 3) – Ch. 155)

© 2019 PCTEST Engineering Laboratory, Inc. V 8.8 11/19/2018

All rights reserved. Unless otherwise specified, no part of this report may be reproduced or utilized in any part, form or by any means, electronic or mechanical, including photocopying and microfilm, without permission in writing from PCTEST Engineering Laboratory, Inc. If you have any questions about this international copyright or have an enquiry about obtaining additional rights to this report or assembly of contents thereof, please contact INFO@PCTEST.COM.

SISO Antenna-2 Power Spectral Density Measurements (52 Tones)

	Frequency [MHz]	Channel No.	802.11 Mode	Tones	Data Rate [Mbps]	Measured Power Density [dBm]	Max Power Density [dBm/MHz]	Margin [dB]
Band 1	5180	36	ax (20MHz)	52T	MCS0	7.69	11.00	-3.31
	5200	40	ax (20MHz)	52T	MCS0	7.79	11.00	-3.21
	5240	48	ax (20MHz)	52T	MCS0	7.88	11.00	-3.12
	5190	38	ax (40MHz)	52T	MCS0	7.60	11.00	-3.40
	5230	46	ax (40MHz)	52T	MCS0	7.79	11.00	-3.21
	5210	42	ax (80MHz)	52T	MCS0	9.40	11.00	-1.60
Band 2A	5260	52	ax (20MHz)	52T	MCS0	7.63	11.00	-3.37
	5280	56	ax (20MHz)	52T	MCS0	7.64	11.00	-3.36
	5320	64	ax (20MHz)	52T	MCS0	8.06	11.00	-2.94
	5270	54	ax (40MHz)	52T	MCS0	7.29	11.00	-3.71
	5310	62	ax (40MHz)	52T	MCS0	7.65	11.00	-3.35
	5290	58	ax (80MHz)	52T	MCS0	8.76	11.00	-2.24
Bnad 2C	5500	100	ax (20MHz)	52T	MCS0	8.60	11.00	-2.40
	5600	120	ax (20MHz)	52T	MCS0	8.60	11.00	-2.40
	5720	144	ax (20MHz)	52T	MCS0	8.19	11.00	-2.81
	5510	102	ax (40MHz)	52T	MCS0	7.78	11.00	-3.22
	5590	118	ax (40MHz)	52T	MCS0	7.78	11.00	-3.22
	5710	142	ax (40MHz)	52T	MCS0	7.53	11.00	-3.47
	5530	106	ax (80MHz)	52T	MCS0	9.03	11.00	-1.97
	5610	122	ax (80MHz)	52T	MCS0	9.70	11.00	-1.30
	5690	138	ax (80MHz)	52T	MCS0	9.50	11.00	-1.50

Table 7-84. Bands 1, 2A, 2C Conducted Power Spectral Density Measurements SISO ANT2 (52 Tones)

	Frequency [MHz]	Channel No.	802.11 Mode	Tones	Data Rate [Mbps]	Measured Power Density [dBm]	Antenna Gain [dBi]	e.i.r.p. Power Density [dBm/MHz]	ISED Max e.i.r.p. Power Density [dBm/MHz]	Margin [dB]
Band 1	5180	36	ax (20MHz)	52T	MCS0	7.69	-7.70	-0.01	10.0	-10.01
	5200	40	ax (20MHz)	52T	MCS0	7.79	-7.57	0.22	10.0	-9.78
	5240	48	ax (20MHz)	52T	MCS0	7.88	-8.01	-0.13	10.0	-10.13
	5190	38	ax (40MHz)	52T	MCS0	7.60	-7.57	0.03	10.0	-9.97
	5230	46	ax (40MHz)	52T	MCS0	7.79	-8.01	-0.22	10.0	-10.22
	5210	42	ax (80MHz)	52T	MCS0	9.40	-7.57	1.83	10.0	-8.17

Table 7-85. Bands 1 e.r.i.p Conducted Power Spectral Density Measurements (ISED 52 Tones)

© 2019 PCTEST Engineering Laboratory, Inc. V 8.8 11/19/2018

All rights reserved. Unless otherwise specified, no part of this report may be reproduced or utilized in any part, form or by any means, electronic or mechanical, including photocopying and microfilm, without permission in writing from PCTEST Engineering Laboratory, Inc. If you have any questions about this international copyright or have an enquiry about obtaining additional rights to this report or assembly of contents thereof, please contact INFO@PCTEST.COM.

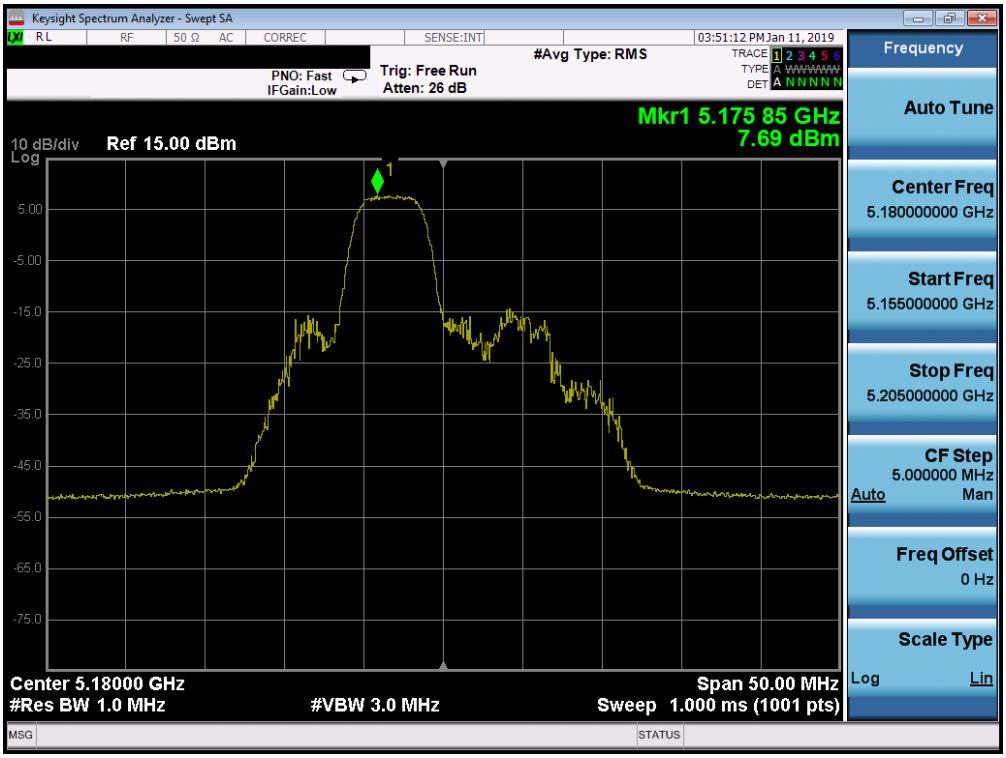

Plot 7-265. Power Spectral Density Plot SISO ANT2 (20MHz BW 802.11ax – 52 Tones (UNII Band 1) – Ch. 36)

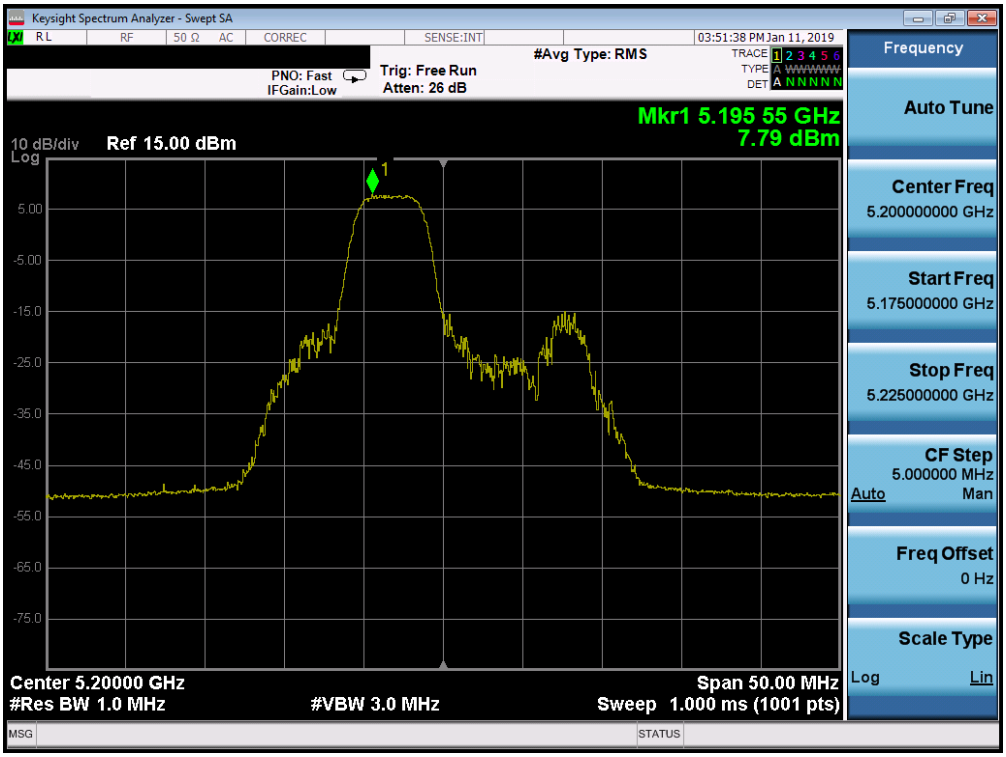

Plot 7-266. Power Spectral Density Plot SISO ANT2 (20MHz BW 802.11ax – 52 Tones (UNII Band 1) – Ch. 40)

© 2019 PCTEST Engineering Laboratory, Inc. V 8.8 11/19/2018
All rights reserved. Unless otherwise specified, no part of this report may be reproduced or utilized in any part, form or by any means, electronic or mechanical, including photocopying and microfilm, without permission in writing from PCTEST Engineering Laboratory, Inc. If you have any questions about this international copyright or have an enquiry about obtaining additional rights to this report or assembly of contents thereof, please contact INFO@PCTEST.COM.

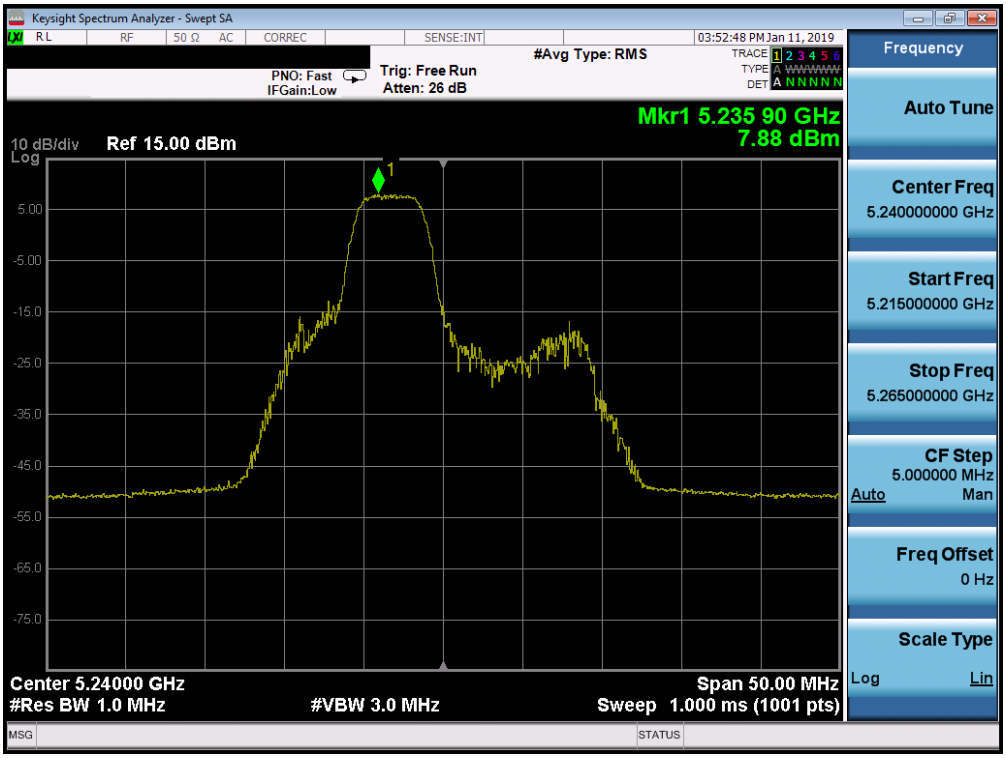

Plot 7-267. Power Spectral Density Plot SISO ANT2 (20MHz BW 802.11ax – 52 Tones (UNII Band 1) – Ch. 48)

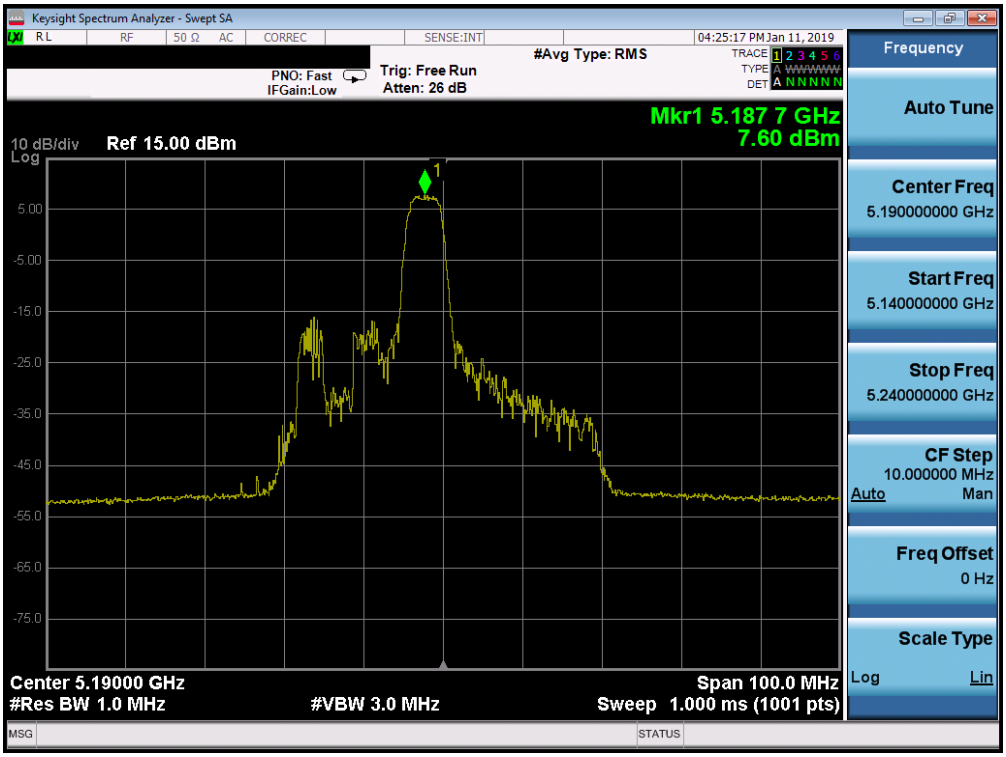

Plot 7-268. Power Spectral Density Plot SISO ANT2 (40MHz BW 802.11ax – 52 Tones (UNII Band 1) – Ch. 38)

© 2019 PCTEST Engineering Laboratory, Inc. V 8.8 11/19/2018
All rights reserved. Unless otherwise specified, no part of this report may be reproduced or utilized in any part, form or by any means, electronic or mechanical, including photocopying and microfilm, without permission in writing from PCTEST Engineering Laboratory, Inc. If you have any questions about this international copyright or have an enquiry about obtaining additional rights to this report or assembly of contents thereof, please contact INFO@PCTEST.COM.

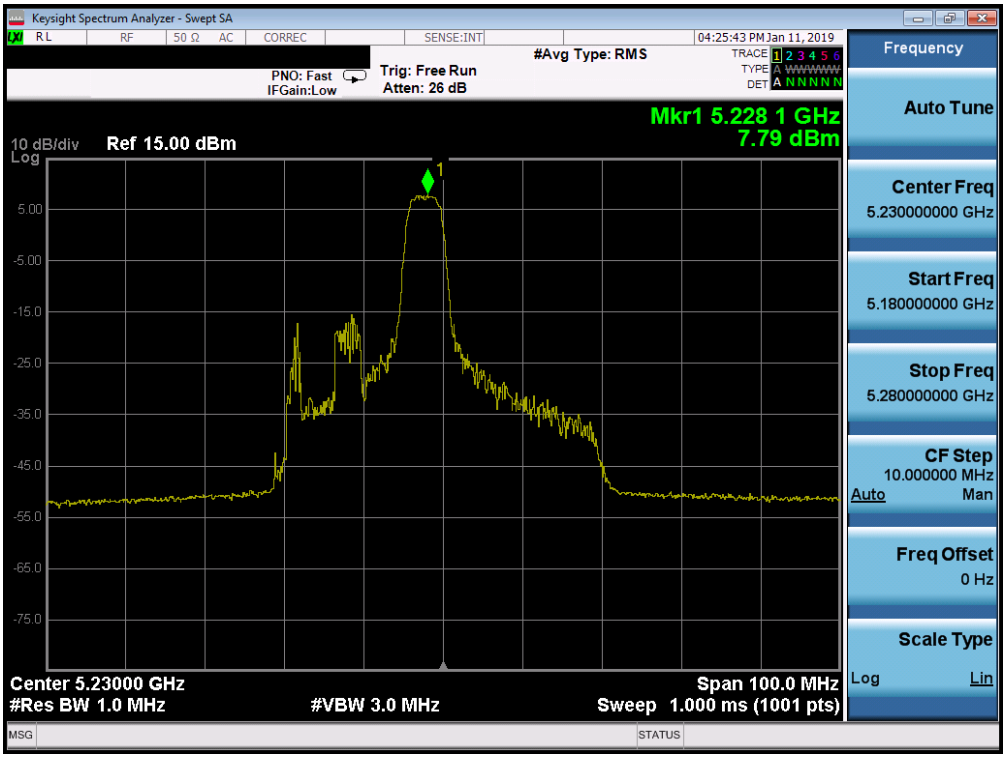

Plot 7-269. Power Spectral Density Plot SISO ANT2 (40MHz BW 802.11ax – 52 Tones (UNII Band 1) – Ch. 46)

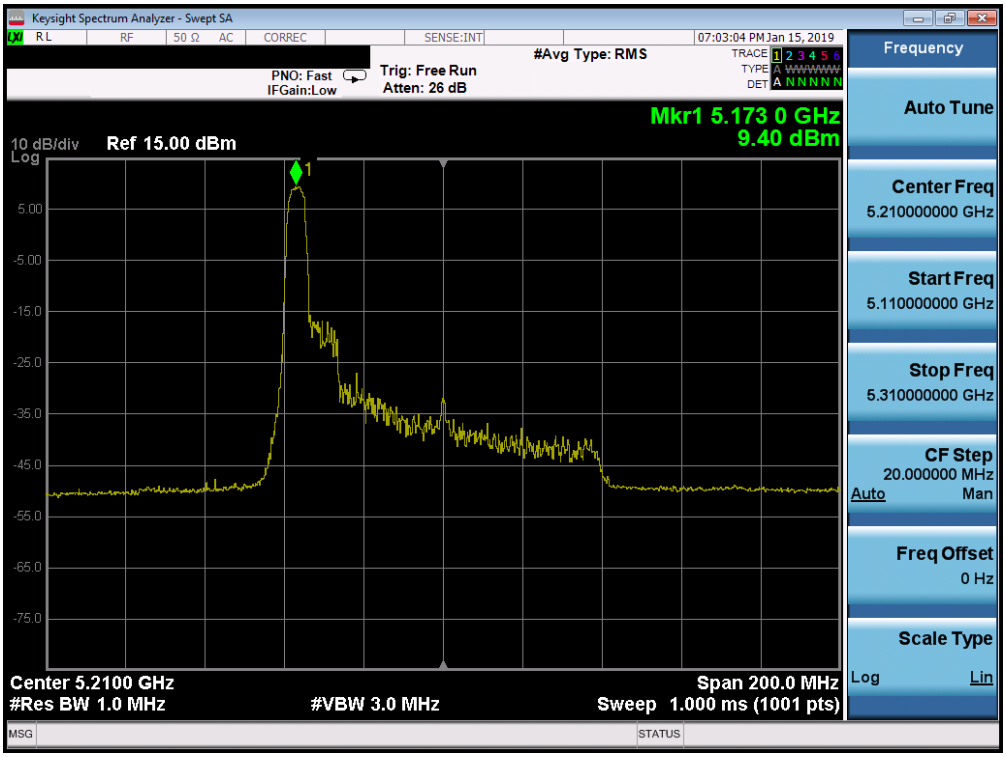

Plot 7-270. Power Spectral Density Plot SISO ANT2 (80MHz BW 802.11ax – 52 Tones (UNII Band 1) – Ch. 42)

© 2019 PCTEST Engineering Laboratory, Inc. V 8.8 11/19/2018
All rights reserved. Unless otherwise specified, no part of this report may be reproduced or utilized in any part, form or by any means, electronic or mechanical, including photocopying and microfilm, without permission in writing from PCTEST Engineering Laboratory, Inc. If you have any questions about this international copyright or have an enquiry about obtaining additional rights to this report or assembly of contents thereof, please contact INFO@PCTEST.COM.

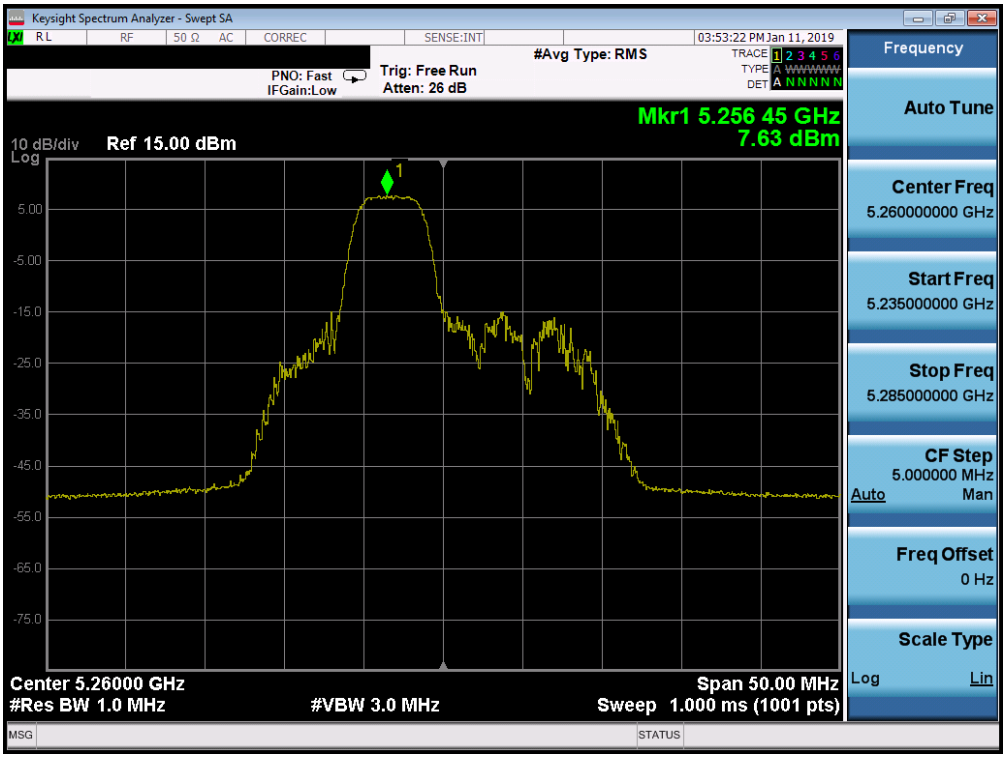

Plot 7-271. Power Spectral Density Plot SISO ANT2 (20MHz BW 802.11ax – 52 Tones (UNII Band 2A) – Ch. 52)

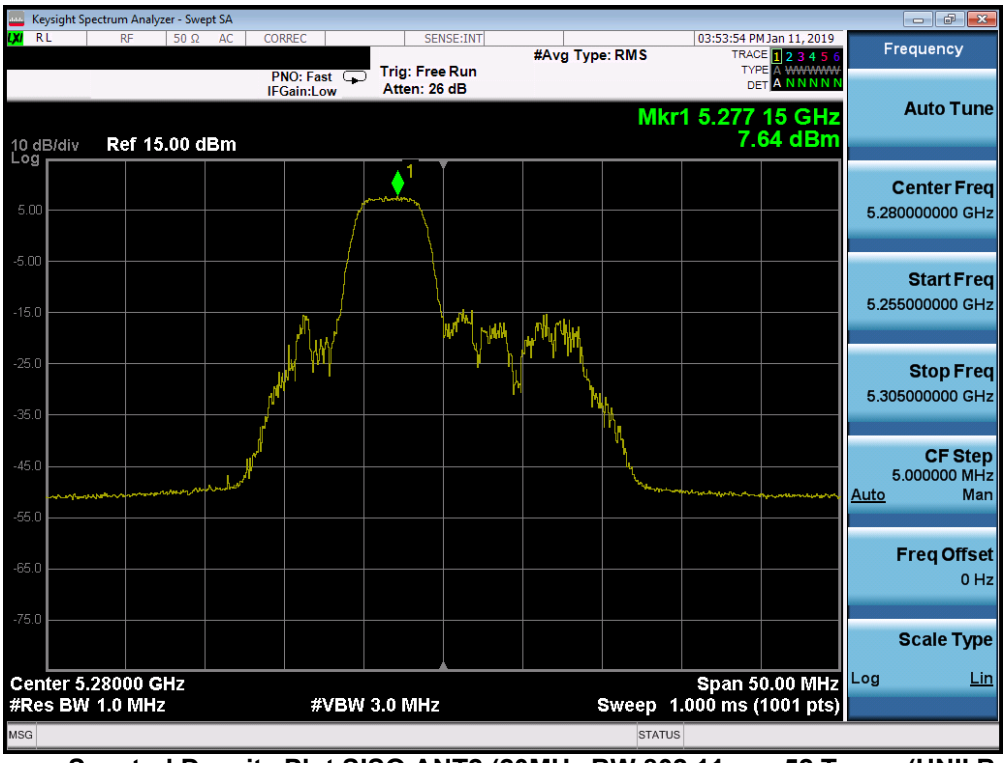

Plot 7-272. Power Spectral Density Plot SISO ANT2 (20MHz BW 802.11ax – 52 Tones (UNII Band 2A) – Ch. 56)

© 2019 PCTEST Engineering Laboratory, Inc. V 8.8 11/19/2018
All rights reserved. Unless otherwise specified, no part of this report may be reproduced or utilized in any part, form or by any means, electronic or mechanical, including photocopying and microfilm, without permission in writing from PCTEST Engineering Laboratory, Inc. If you have any questions about this international copyright or have an enquiry about obtaining additional rights to this report or assembly of contents thereof, please contact INFO@PCTEST.COM.

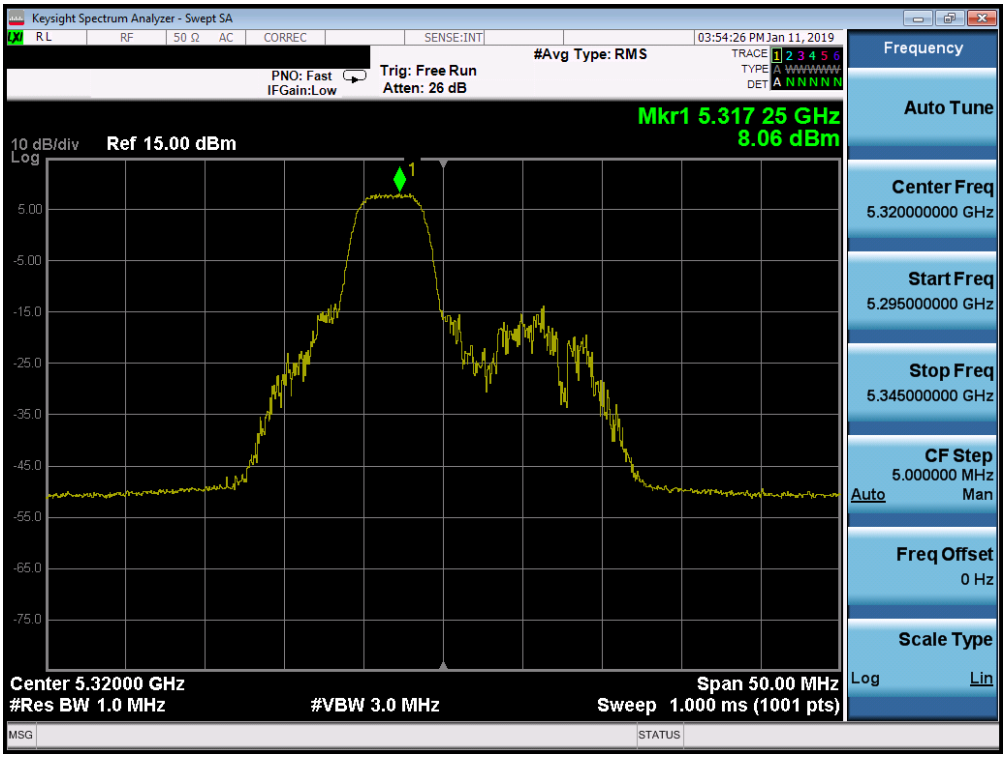

Plot 7-273. Power Spectral Density Plot SISO ANT2 (20MHz BW 802.11ax – 52 Tones (UNII Band 2A) – Ch. 64)

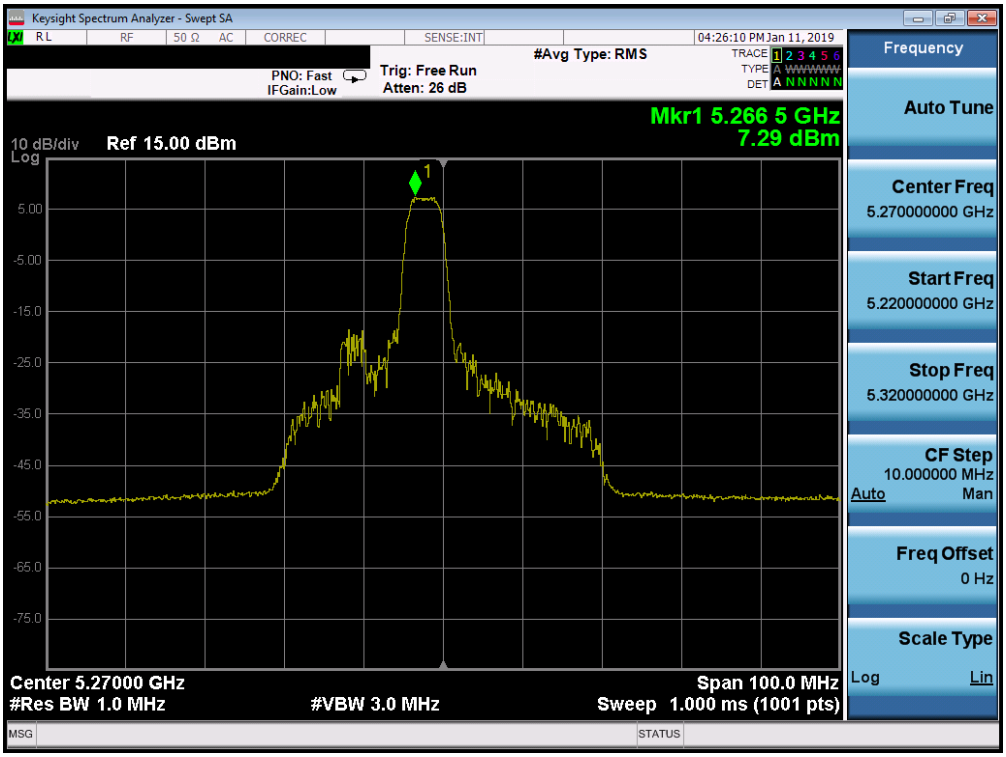

Plot 7-274. Power Spectral Density Plot SISO ANT2 (40MHz BW 802.11ax – 52 Tones (UNII Band 2A) – Ch. 54)

© 2019 PCTEST Engineering Laboratory, Inc. V 8.8 11/19/2018
All rights reserved. Unless otherwise specified, no part of this report may be reproduced or utilized in any part, form or by any means, electronic or mechanical, including photocopying and microfilm, without permission in writing from PCTEST Engineering Laboratory, Inc. If you have any questions about this international copyright or have an enquiry about obtaining additional rights to this report or assembly of contents thereof, please contact INFO@PCTEST.COM.

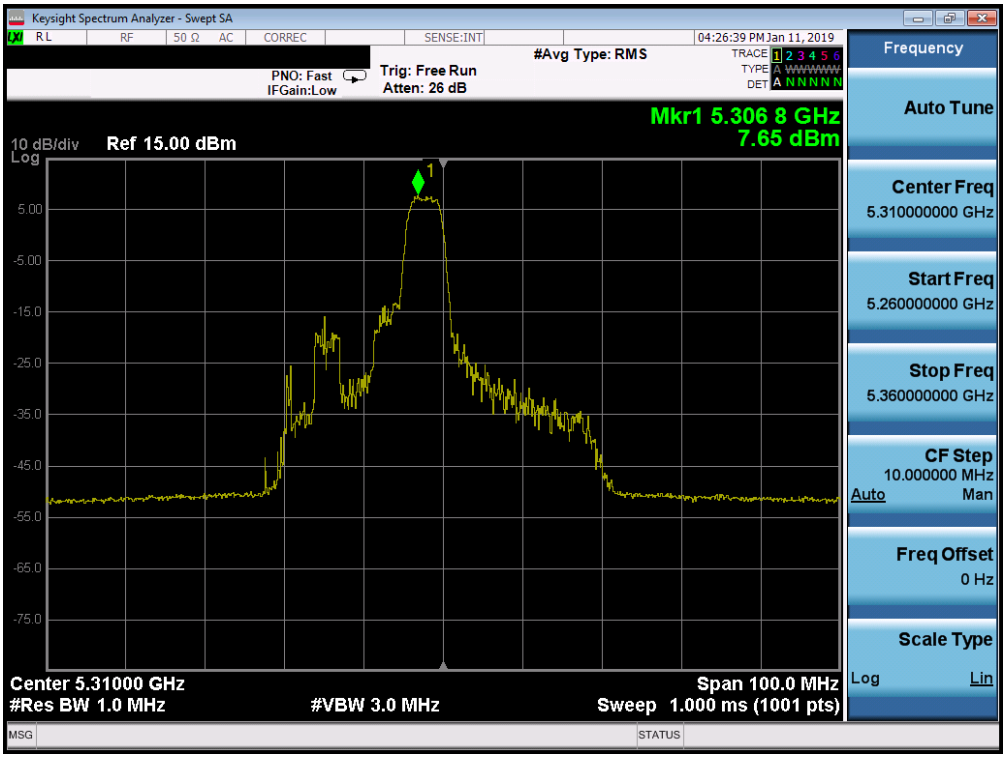

Plot 7-275. Power Spectral Density Plot SISO ANT2 (40MHz BW 802.11ax – 52 Tones (UNII Band 2A) – Ch. 62)

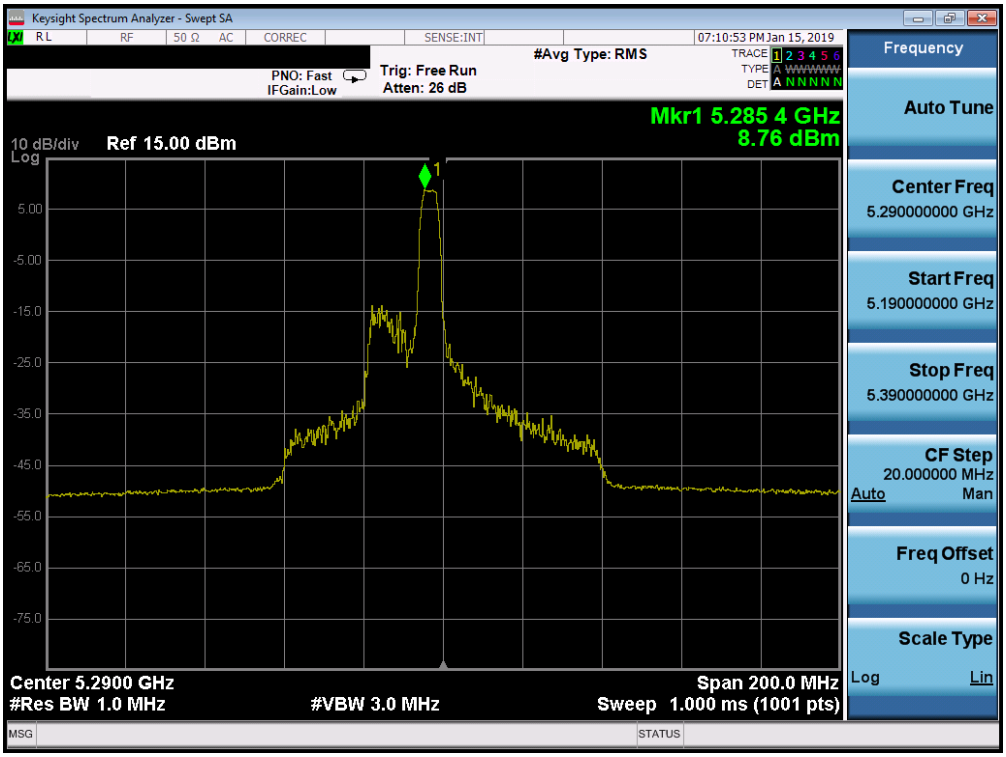

Plot 7-276. Power Spectral Density Plot SISO ANT2 (80MHz BW 802.11ax – 52 Tones (UNII Band 2A) – Ch. 58)

© 2019 PCTEST Engineering Laboratory, Inc. V 8.8 11/19/2018
All rights reserved. Unless otherwise specified, no part of this report may be reproduced or utilized in any part, form or by any means, electronic or mechanical, including photocopying and microfilm, without permission in writing from PCTEST Engineering Laboratory, Inc. If you have any questions about this international copyright or have an enquiry about obtaining additional rights to this report or assembly of contents thereof, please contact INFO@PCTEST.COM.

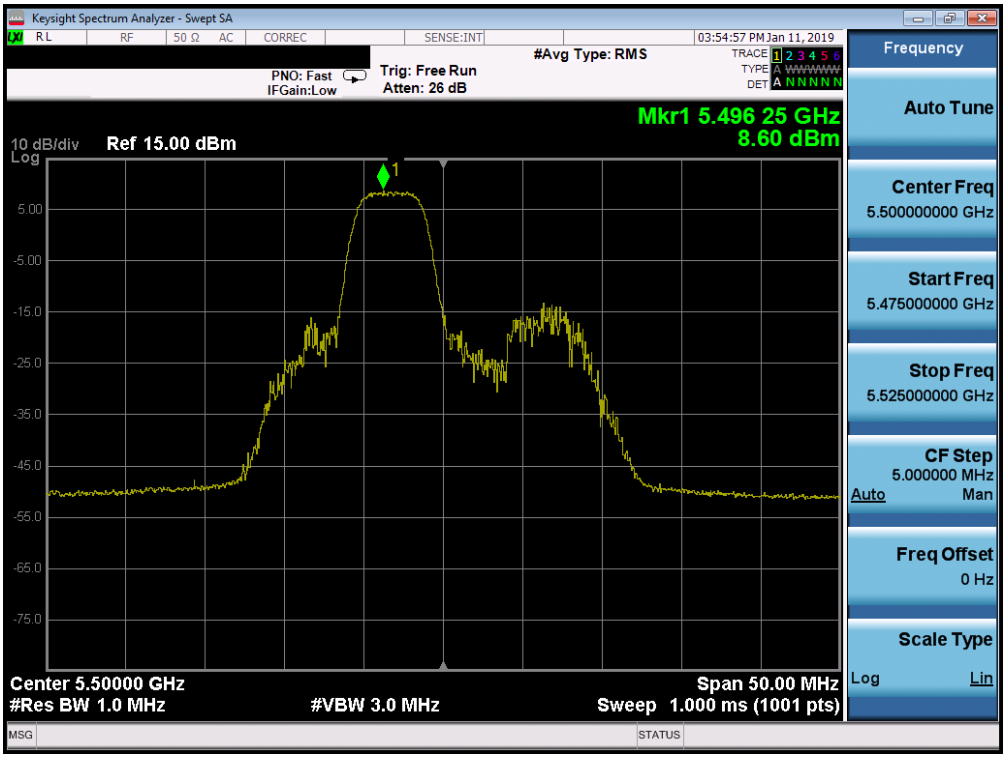

Plot 7-277. Power Spectral Density Plot SISO ANT2 (20MHz BW 802.11ax – 52 Tones (UNII Band 2C) – Ch. 100)

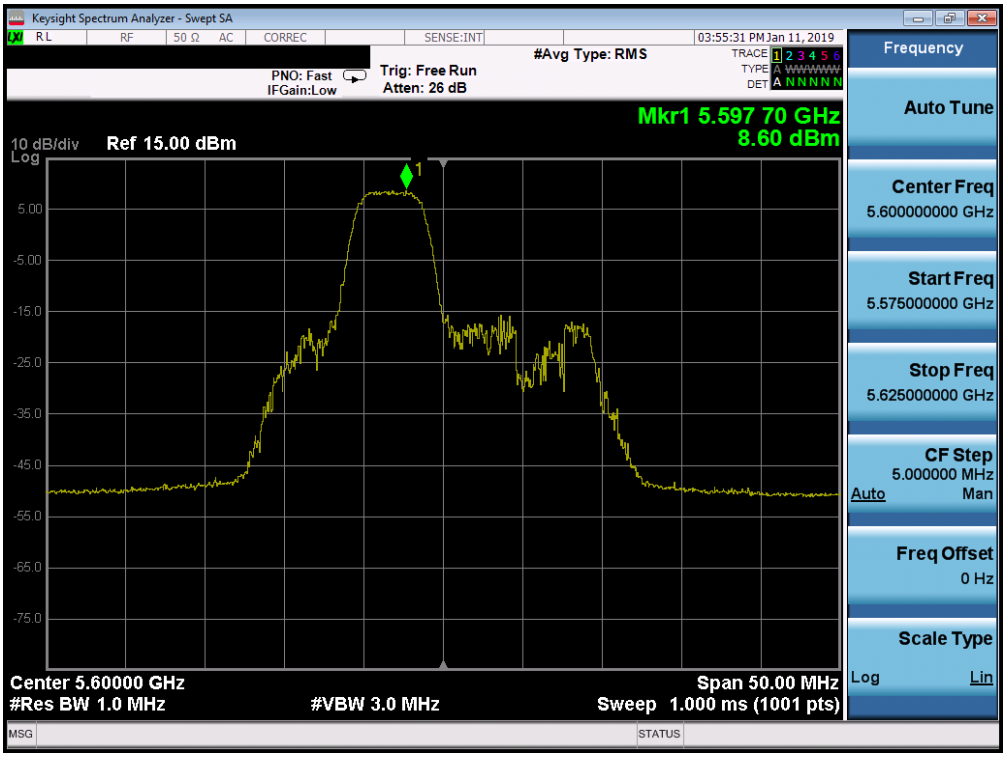

Plot 7-278. Power Spectral Density Plot SISO ANT2 (20MHz BW 802.11ax – 52 Tones (UNII Band 2C) – Ch. 120)

© 2019 PCTEST Engineering Laboratory, Inc. V 8.8 11/19/2018
All rights reserved. Unless otherwise specified, no part of this report may be reproduced or utilized in any part, form or by any means, electronic or mechanical, including photocopying and microfilm, without permission in writing from PCTEST Engineering Laboratory, Inc. If you have any questions about this international copyright or have an enquiry about obtaining additional rights to this report or assembly of contents thereof, please contact INFO@PCTEST.COM.

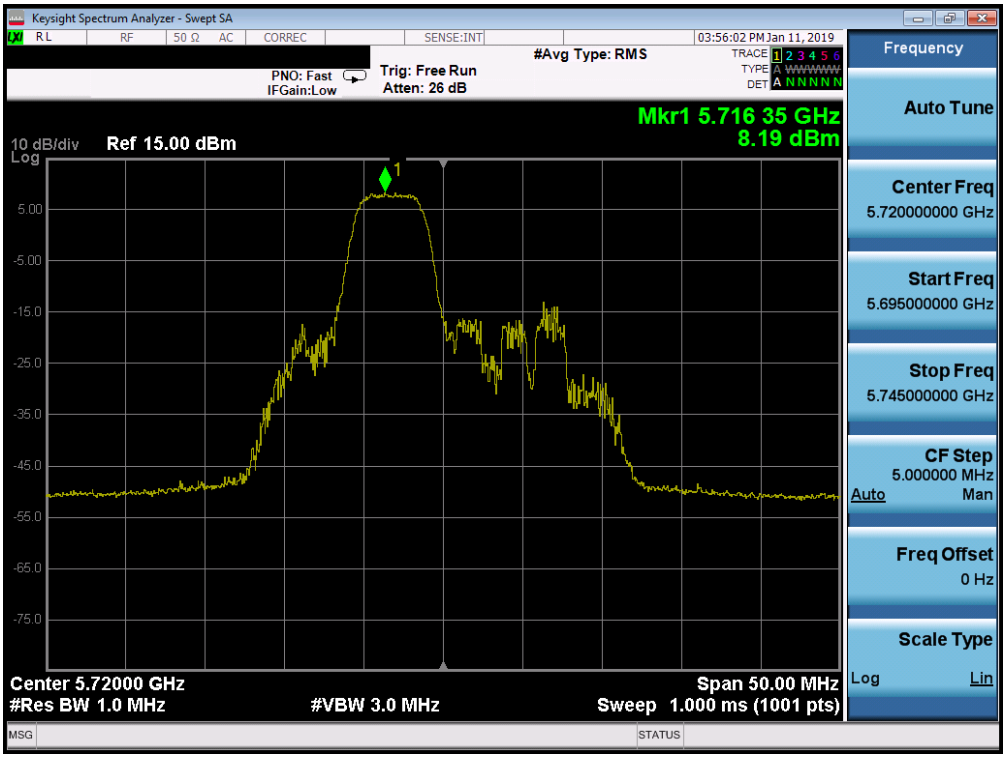

Plot 7-279. Power Spectral Density Plot SISO ANT2 (20MHz BW 802.11ax – 52 Tones (UNII Band 2C) – Ch. 144)

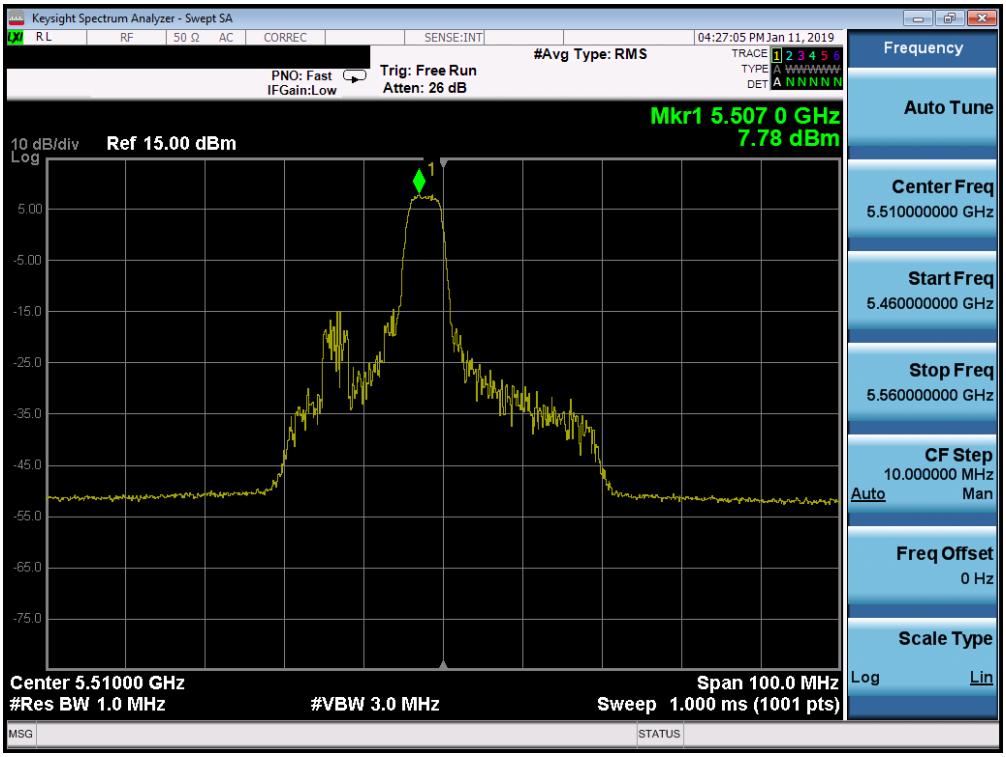

Plot 7-280. Power Spectral Density Plot SISO ANT2 (40MHz BW 802.11ax – 52 Tones (UNII Band 2C) – Ch. 102)

© 2019 PCTEST Engineering Laboratory, Inc. V 8.8 11/19/2018
All rights reserved. Unless otherwise specified, no part of this report may be reproduced or utilized in any part, form or by any means, electronic or mechanical, including photocopying and microfilm, without permission in writing from PCTEST Engineering Laboratory, Inc. If you have any questions about this international copyright or have an enquiry about obtaining additional rights to this report or assembly of contents thereof, please contact INFO@PCTEST.COM.

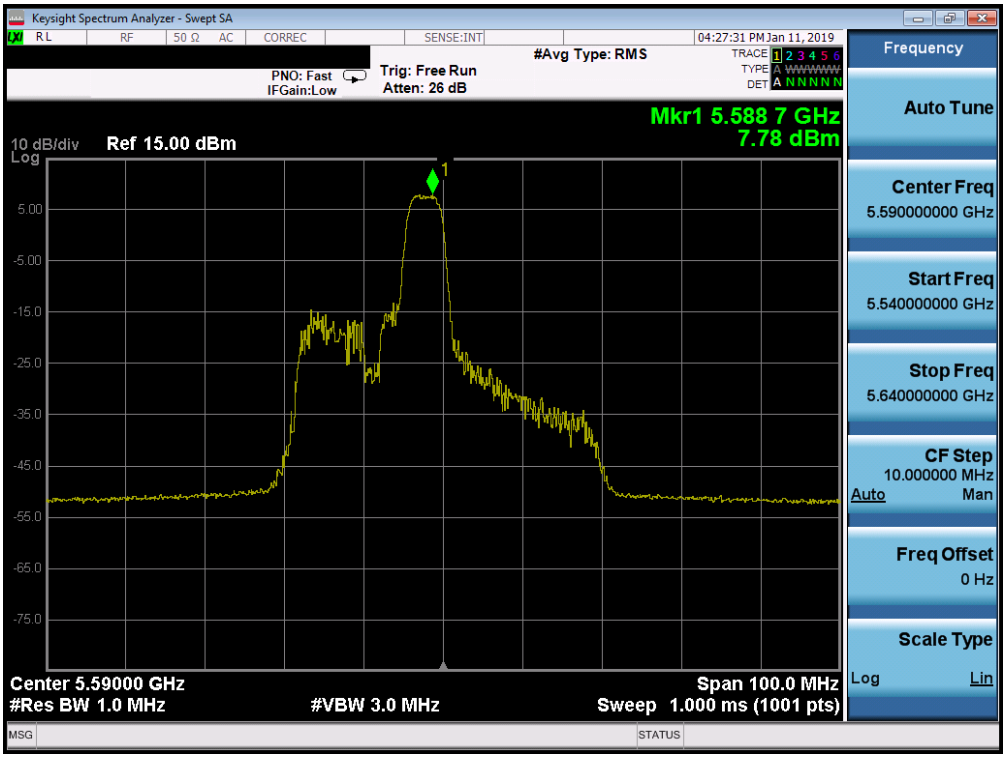

Plot 7-281. Power Spectral Density Plot SISO ANT2 (40MHz BW 802.11ax – 52 Tones (UNII Band 2C) – Ch. 118)

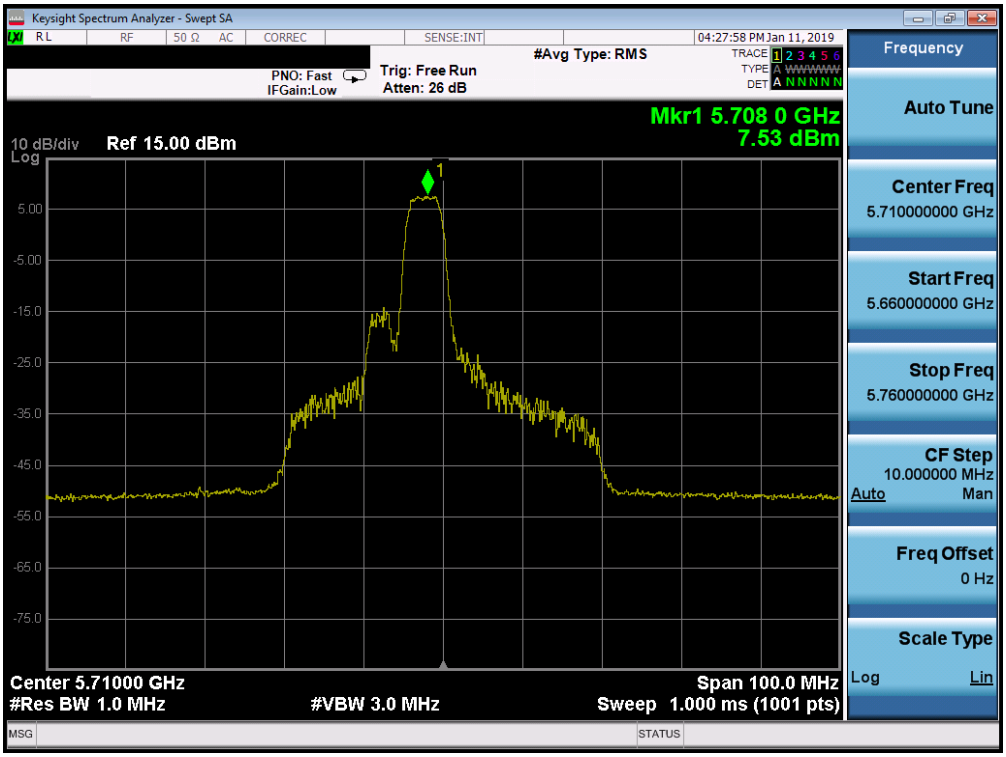

Plot 7-282. Power Spectral Density Plot SISO ANT2 (40MHz BW 802.11ax – 52 Tones (UNII Band 2C) – Ch. 142)

© 2019 PCTEST Engineering Laboratory, Inc. V 8.8 11/19/2018
All rights reserved. Unless otherwise specified, no part of this report may be reproduced or utilized in any part, form or by any means, electronic or mechanical, including photocopying and microfilm, without permission in writing from PCTEST Engineering Laboratory, Inc. If you have any questions about this international copyright or have an enquiry about obtaining additional rights to this report or assembly of contents thereof, please contact INFO@PCTEST.COM.

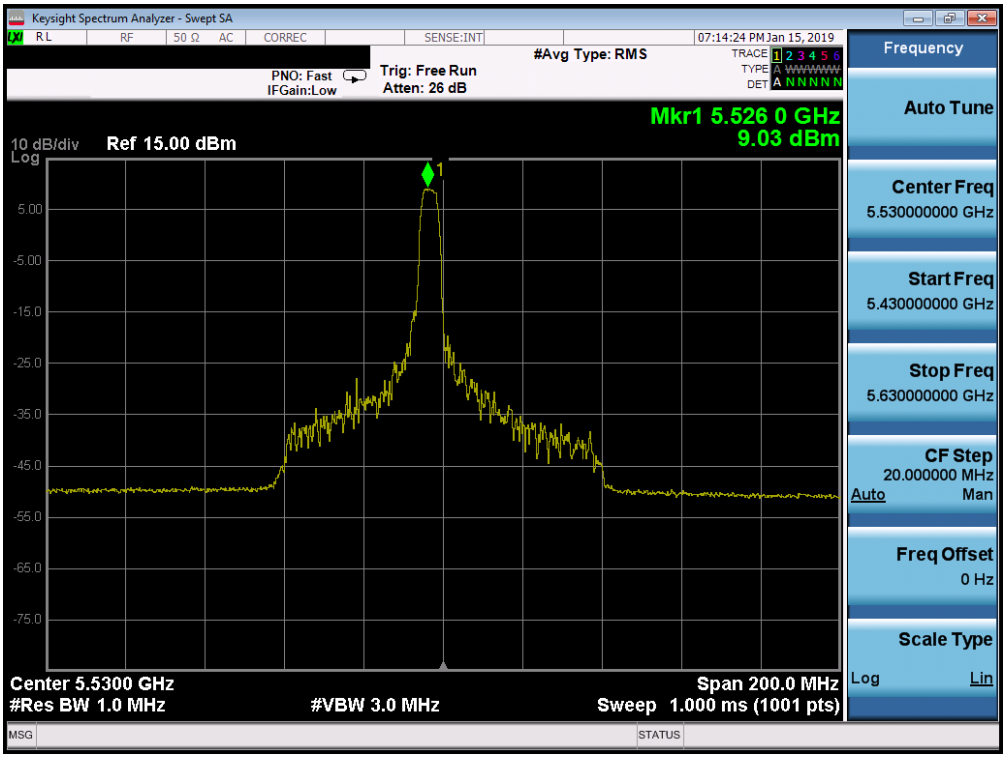

Plot 7-283. Power Spectral Density Plot SISO ANT2 (80MHz BW 802.11ax – 52 Tones (UNII Band 2C) – Ch. 106)

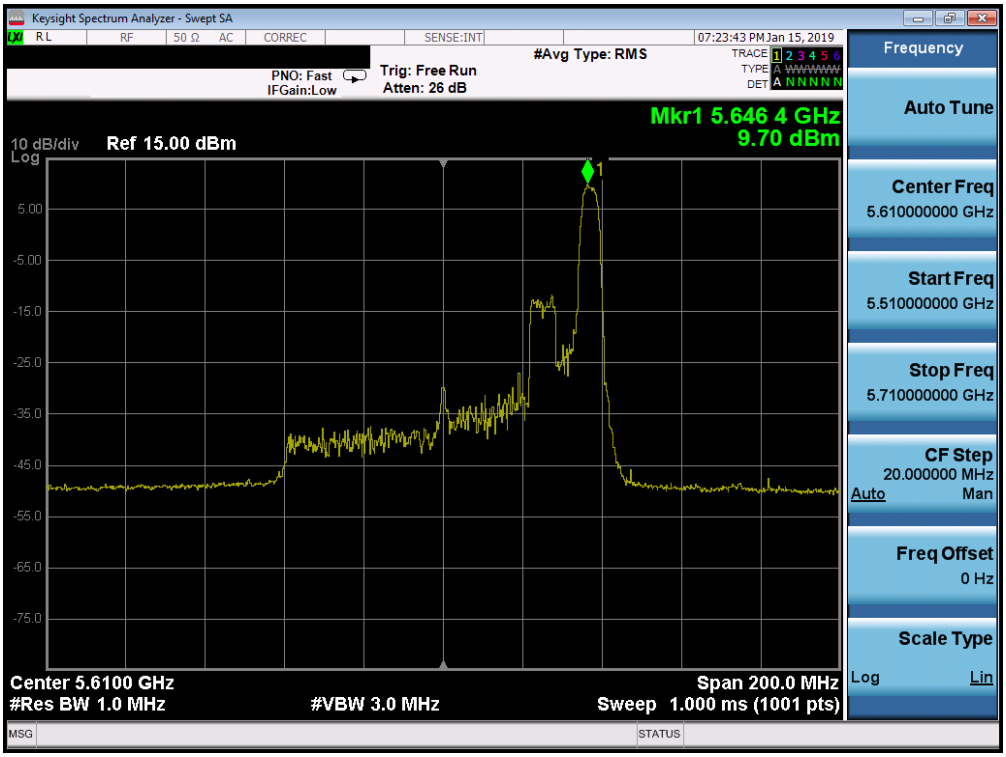

Plot 7-284. Power Spectral Density Plot SISO ANT2 (80MHz BW 802.11ax – 52 Tones (UNII Band 2C) – Ch. 122)

© 2019 PCTEST Engineering Laboratory, Inc. V 8.8 11/19/2018
All rights reserved. Unless otherwise specified, no part of this report may be reproduced or utilized in any part, form or by any means, electronic or mechanical, including photocopying and microfilm, without permission in writing from PCTEST Engineering Laboratory, Inc. If you have any questions about this international copyright or have an enquiry about obtaining additional rights to this report or assembly of contents thereof, please contact INFO@PCTEST.COM.

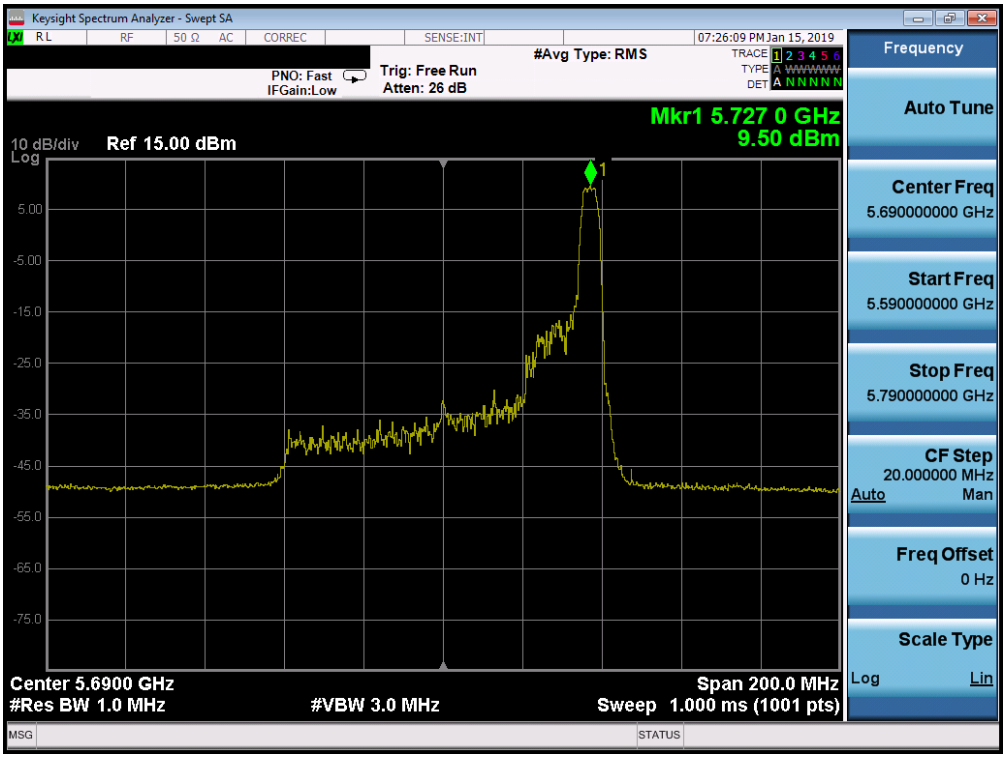

Plot 7-285. Power Spectral Density Plot SISO ANT2 (80MHz BW 802.11ax – 52 Tones (UNII Band 2C) – Ch. 138)

© 2019 PCTEST Engineering Laboratory, Inc. V 8.8 11/19/2018

All rights reserved. Unless otherwise specified, no part of this report may be reproduced or utilized in any part, form or by any means, electronic or mechanical, including photocopying and microfilm, without permission in writing from PCTEST Engineering Laboratory, Inc. If you have any questions about this international copyright or have an enquiry about obtaining additional rights to this report or assembly of contents thereof, please contact INFO@PCTEST.COM.

	Frequency [MHz]	Channel No.	802.11 Mode	Tones	Data Rate [Mbps]	Measured Power Density [dBm]	Max Permissible Power Density [dBm/500kHz]	Margin [dB]
Band 3	5745	149	ax (20MHz)	52T	MCS0	5.44	30.00	-24.56
	5785	157	ax (20MHz)	52T	MCS0	5.76	30.00	-24.24
	5825	165	ax (20MHz)	52T	MCS0	5.47	30.00	-24.53
	5755	151	ax (40MHz)	52T	MCS0	5.18	30.00	-24.82
	5795	159	ax (40MHz)	52T	MCS0	5.03	30.00	-24.97
	5775	155	ax (80MHz)	52T	MCS0	10.24	30.00	-19.76

Table 7-86. Band 3 Conducted Power Spectral Density Measurements SISO ANT2 (52 Tones)

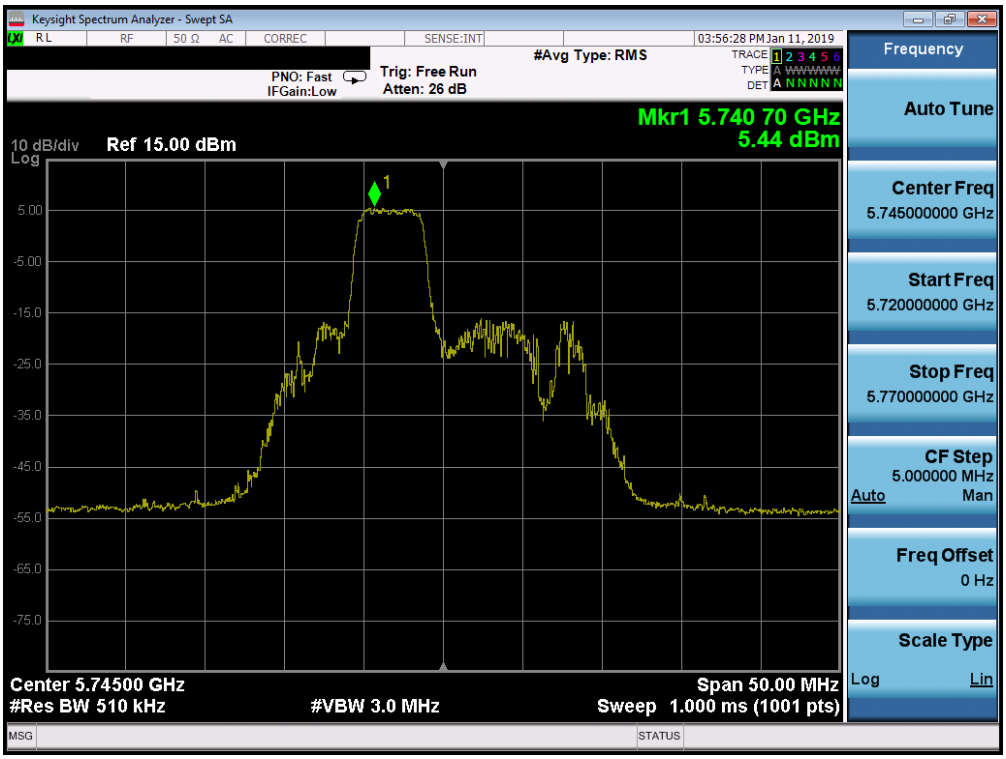

Plot 7-286. Power Spectral Density Plot SISO ANT2 (20MHz BW 802.11ax – 52 Tones (UNII Band 3) – Ch. 149)

© 2019 PCTEST Engineering Laboratory, Inc. V 8.8 11/19/2018
All rights reserved. Unless otherwise specified, no part of this report may be reproduced or utilized in any part, form or by any means, electronic or mechanical, including photocopying and microfilm, without permission in writing from PCTEST Engineering Laboratory, Inc. If you have any questions about this international copyright or have an enquiry about obtaining additional rights to this report or assembly of contents thereof, please contact INFO@PCTEST.COM.

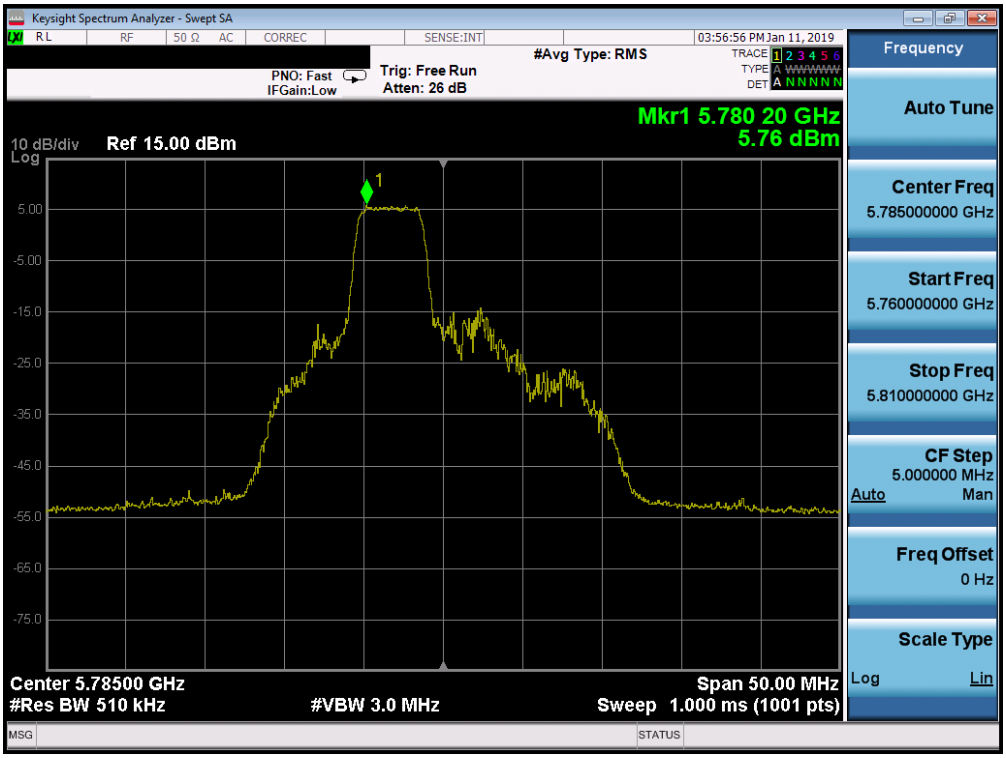

Plot 7-287. Power Spectral Density Plot SISO ANT2 (20MHz BW 802.11ax – 52 Tones (UNII Band 3) – Ch. 157)

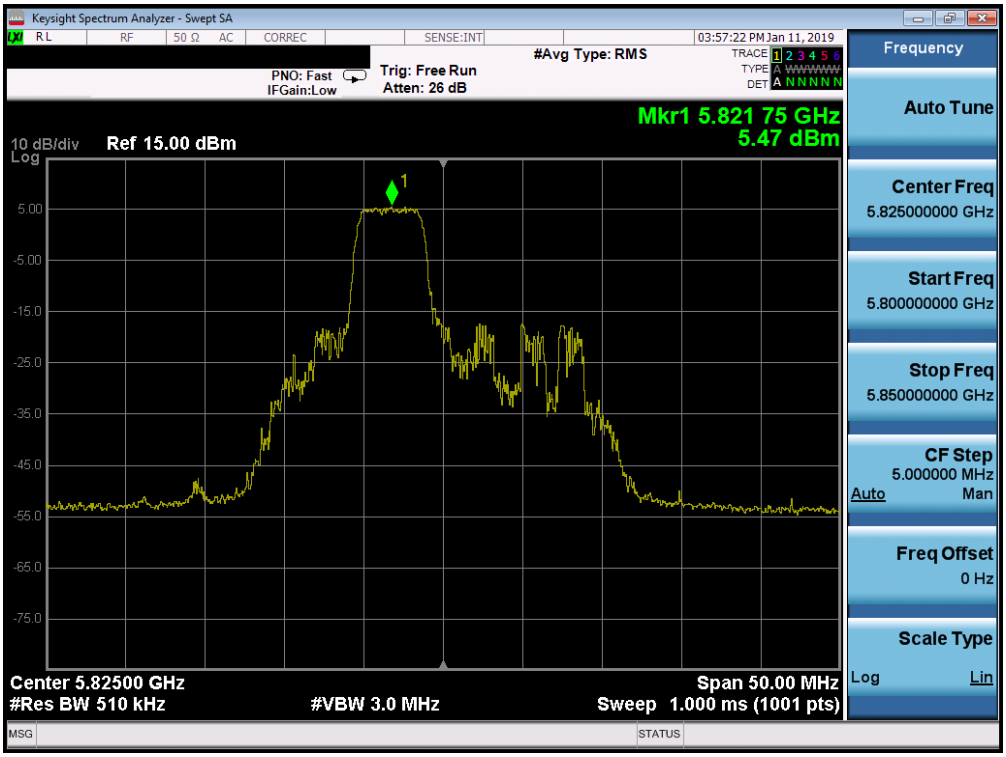

Plot 7-288. Power Spectral Density Plot SISO ANT2 (20MHz BW 802.11ax – 52 Tones (UNII Band 3) – Ch. 165)

© 2019 PCTEST Engineering Laboratory, Inc. V 8.8 11/19/2018
All rights reserved. Unless otherwise specified, no part of this report may be reproduced or utilized in any part, form or by any means, electronic or mechanical, including photocopying and microfilm, without permission in writing from PCTEST Engineering Laboratory, Inc. If you have any questions about this international copyright or have an enquiry about obtaining additional rights to this report or assembly of contents thereof, please contact INFO@PCTEST.COM.

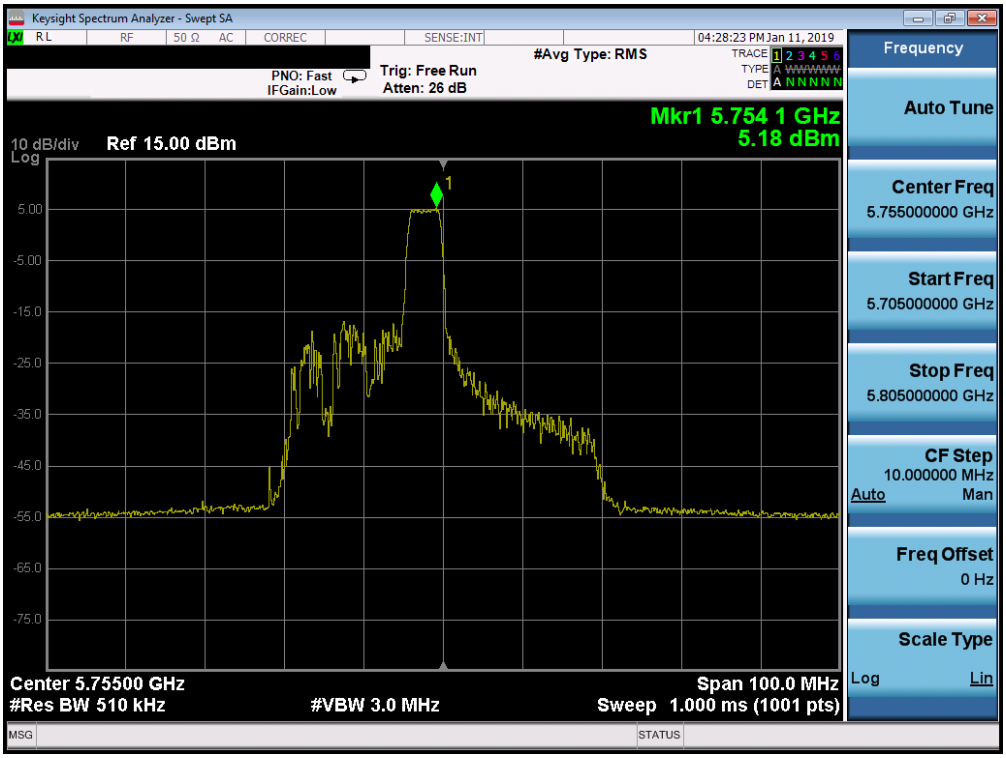

Plot 7-289. Power Spectral Density Plot SISO ANT2 (40MHz BW 802.11ax – 52 Tones (UNII Band 3) – Ch. 151)

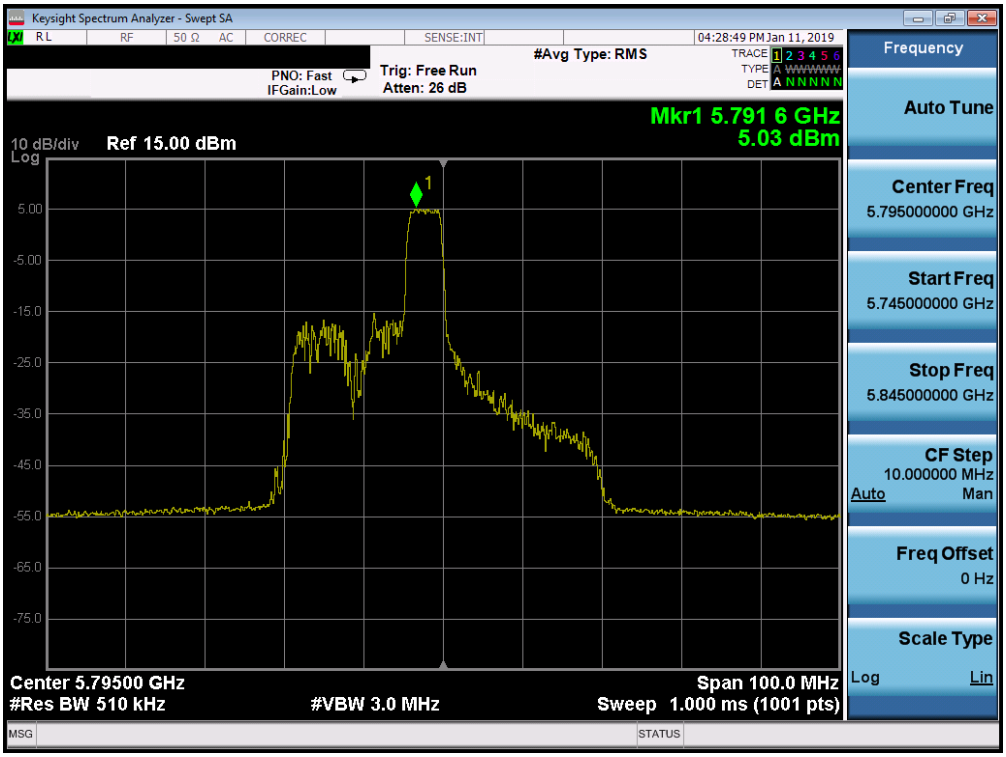

Plot 7-290. Power Spectral Density Plot SISO ANT2 (40MHz BW 802.11ax – 52 Tones (UNII Band 3) – Ch. 159)

© 2019 PCTEST Engineering Laboratory, Inc. V 8.8 11/19/2018
All rights reserved. Unless otherwise specified, no part of this report may be reproduced or utilized in any part, form or by any means, electronic or mechanical, including photocopying and microfilm, without permission in writing from PCTEST Engineering Laboratory, Inc. If you have any questions about this international copyright or have an enquiry about obtaining additional rights to this report or assembly of contents thereof, please contact INFO@PCTEST.COM.

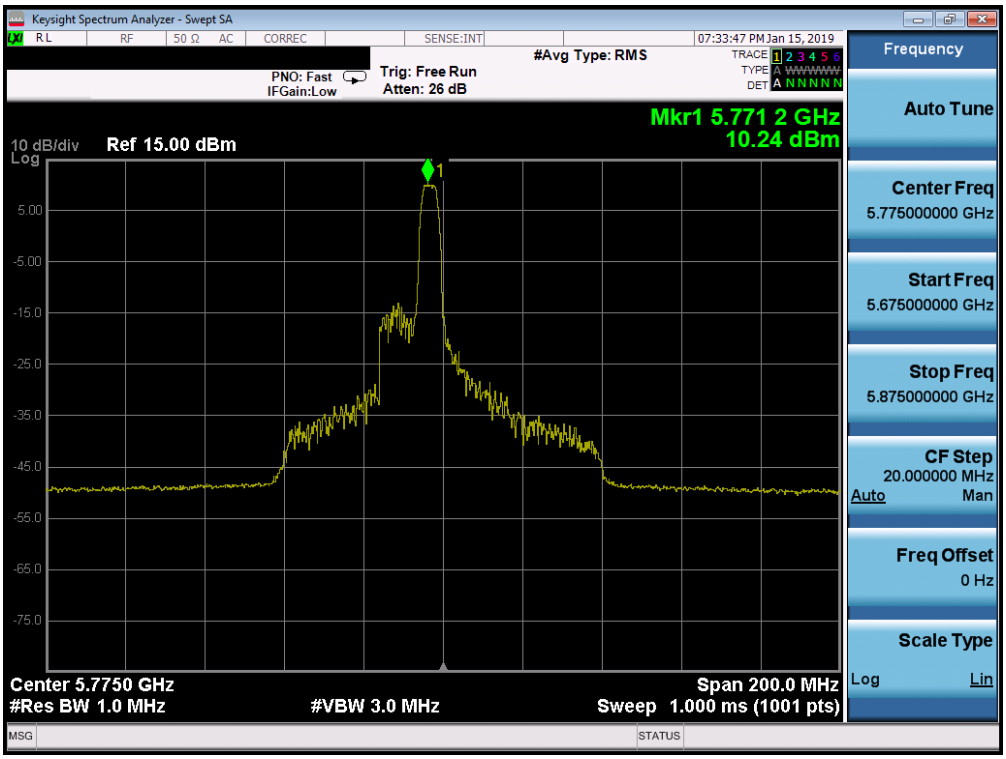

Plot 7-291. Power Spectral Density Plot SISO ANT2 (80MHz BW 802.11ax – 52 Tones (UNII Band 3) – Ch. 155)

© 2019 PCTEST Engineering Laboratory, Inc. V 8.8 11/19/2018

All rights reserved. Unless otherwise specified, no part of this report may be reproduced or utilized in any part, form or by any means, electronic or mechanical, including photocopying and microfilm, without permission in writing from PCTEST Engineering Laboratory, Inc. If you have any questions about this international copyright or have an enquiry about obtaining additional rights to this report or assembly of contents thereof, please contact INFO@PCTEST.COM.

SISO Antenna-2 Power Spectral Density Measurements (106 Tones)

	Frequency [MHz]	Channel No.	802.11 Mode	Tones	Data Rate [Mbps]	Measured Power Density [dBm]	Max Power Density [dBm/MHz]	Margin [dB]
Band 1	5180	36	ax (20MHz)	106T	MCS0	6.54	11.00	-4.46
	5200	40	ax (20MHz)	106T	MCS0	6.72	11.00	-4.28
	5240	48	ax (20MHz)	106T	MCS0	6.82	11.00	-4.18
	5190	38	ax (40MHz)	106T	MCS0	6.40	11.00	-4.60
	5230	46	ax (40MHz)	106T	MCS0	6.88	11.00	-4.12
	5210	42	ax (80MHz)	106T	MCS0	8.17	11.00	-2.83
Band 2A	5260	52	ax (20MHz)	106T	MCS0	6.44	11.00	-4.56
	5280	56	ax (20MHz)	106T	MCS0	6.46	11.00	-4.54
	5320	64	ax (20MHz)	106T	MCS0	6.72	11.00	-4.28
	5270	54	ax (40MHz)	106T	MCS0	6.37	11.00	-4.63
	5310	62	ax (40MHz)	106T	MCS0	6.70	11.00	-4.30
	5290	58	ax (80MHz)	106T	MCS0	8.16	11.00	-2.84
Bnad 2C	5500	100	ax (20MHz)	106T	MCS0	7.54	11.00	-3.46
	5600	120	ax (20MHz)	106T	MCS0	7.40	11.00	-3.60
	5720	144	ax (20MHz)	106T	MCS0	7.01	11.00	-3.99
	5510	102	ax (40MHz)	106T	MCS0	6.88	11.00	-4.12
	5590	118	ax (40MHz)	106T	MCS0	6.92	11.00	-4.08
	5710	142	ax (40MHz)	106T	MCS0	6.96	11.00	-4.04
	5530	106	ax (80MHz)	106T	MCS0	8.27	11.00	-2.73
	5610	122	ax (80MHz)	106T	MCS0	8.71	11.00	-2.29
	5690	138	ax (80MHz)	106T	MCS0	8.62	11.00	-2.38

Table 7-87. Bands 1, 2A, 2C Conducted Power Spectral Density Measurements SISO ANT2 (106 Tones)

	Frequency [MHz]	Channel No.	802.11 Mode	Tones	Data Rate [Mbps]	Measured Power Density [dBm]	Antenna Gain [dBi]	e.i.r.p. Power Density [dBm/MHz]	ISED Max e.i.r.p. Power Density [dBm/MHz]	Margin [dB]
Band 1	5180	36	ax (20MHz)	106T	MCS0	6.54	-7.70	-1.16	10.0	-11.16
	5200	40	ax (20MHz)	106T	MCS0	6.72	-7.57	-0.85	10.0	-10.85
	5240	48	ax (20MHz)	106T	MCS0	6.82	-8.01	-1.19	10.0	-11.19
	5190	38	ax (40MHz)	106T	MCS0	6.40	-7.57	-1.17	10.0	-11.17
	5230	46	ax (40MHz)	106T	MCS0	6.88	-8.01	-1.13	10.0	-11.13
	5210	42	ax (80MHz)	106T	MCS0	8.17	-7.57	0.60	10.0	-9.40

Table 7-88. Bands 1 e.r.i.p Conducted Power Spectral Density Measurements (ISED 106 Tones)

© 2019 PCTEST Engineering Laboratory, Inc. V 8.8 11/19/2018

All rights reserved. Unless otherwise specified, no part of this report may be reproduced or utilized in any part, form or by any means, electronic or mechanical, including photocopying and microfilm, without permission in writing from PCTEST Engineering Laboratory, Inc. If you have any questions about this international copyright or have an enquiry about obtaining additional rights to this report or assembly of contents thereof, please contact INFO@PCTEST.COM.

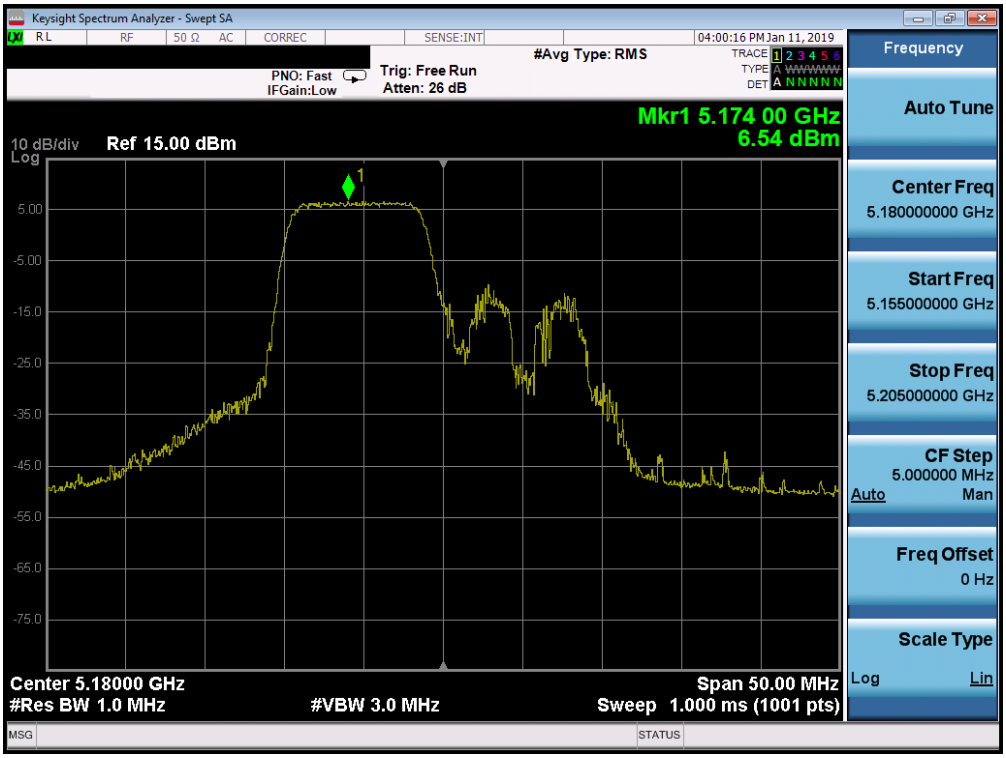

Plot 7-292. Power Spectral Density Plot SISO ANT2 (20MHz BW 802.11ax – 106 Tones (UNII Band 1) – Ch. 36)

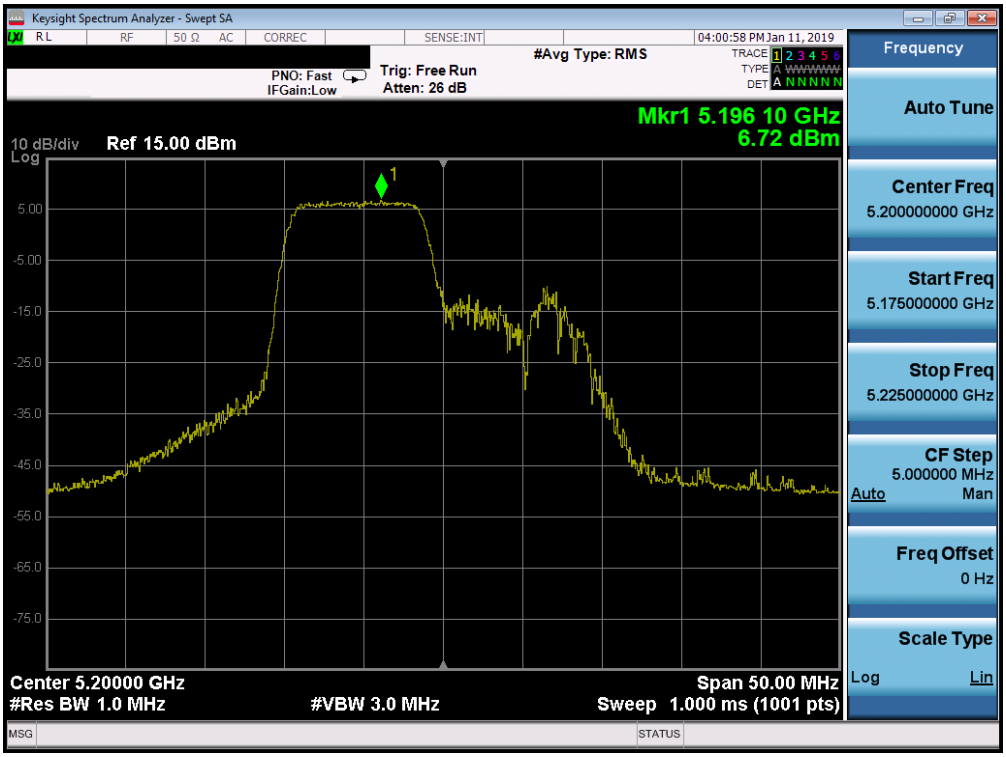

Plot 7-293. Power Spectral Density Plot SISO ANT2 (20MHz BW 802.11ax – 106 Tones (UNII Band 1) – Ch. 40)

© 2019 PCTEST Engineering Laboratory, Inc. V 8.8 11/19/2018
All rights reserved. Unless otherwise specified, no part of this report may be reproduced or utilized in any part, form or by any means, electronic or mechanical, including photocopying and microfilm, without permission in writing from PCTEST Engineering Laboratory, Inc. If you have any questions about this international copyright or have an enquiry about obtaining additional rights to this report or assembly of contents thereof, please contact INFO@PCTEST.COM.

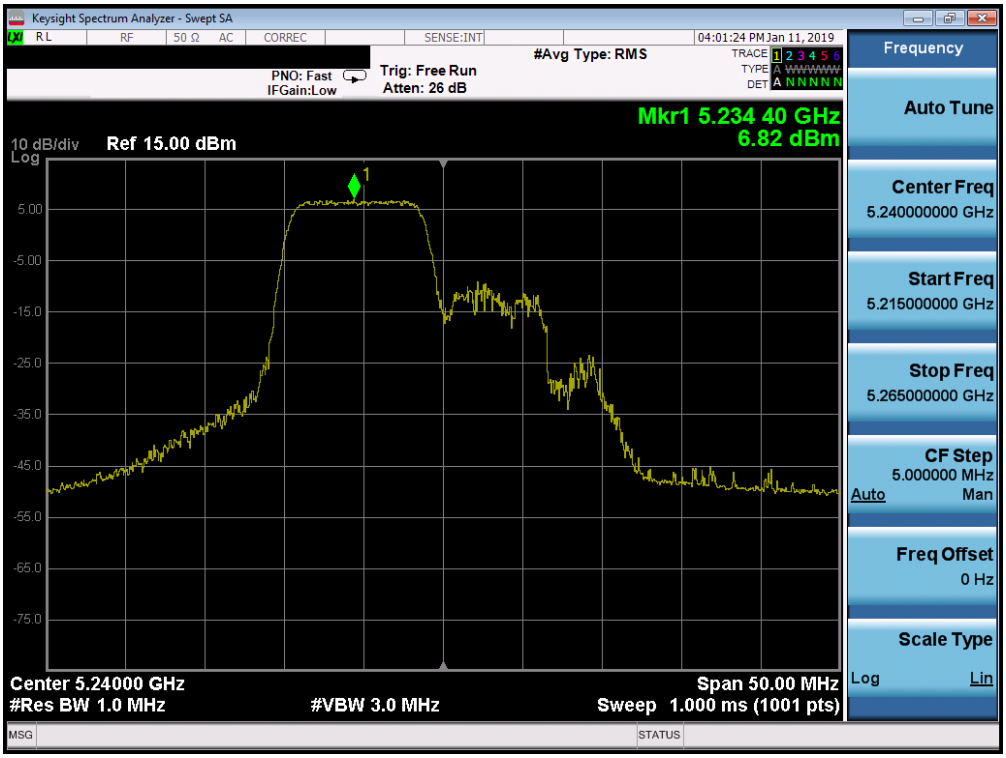

Plot 7-294. Power Spectral Density Plot SISO ANT2 (20MHz BW 802.11ax – 106 Tones (UNII Band 1) – Ch. 48)

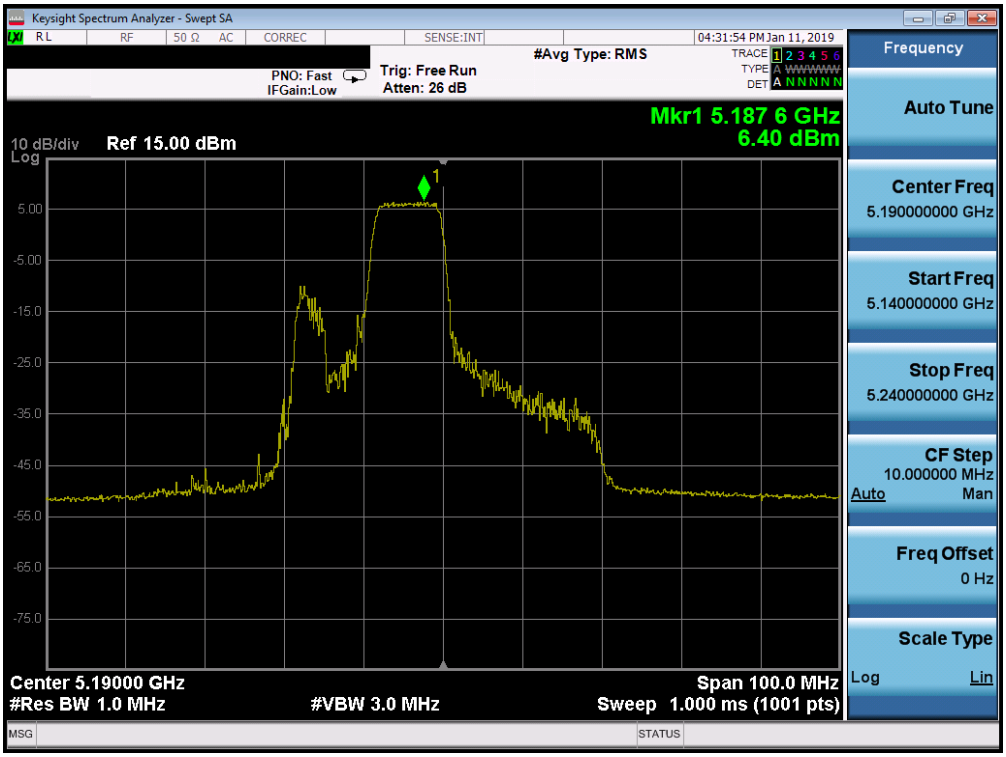

Plot 7-295. Power Spectral Density Plot SISO ANT2 (40MHz BW 802.11ax – 106 Tones (UNII Band 1) – Ch. 38)

© 2019 PCTEST Engineering Laboratory, Inc. V 8.8 11/19/2018
All rights reserved. Unless otherwise specified, no part of this report may be reproduced or utilized in any part, form or by any means, electronic or mechanical, including photocopying and microfilm, without permission in writing from PCTEST Engineering Laboratory, Inc. If you have any questions about this international copyright or have an enquiry about obtaining additional rights to this report or assembly of contents thereof, please contact INFO@PCTEST.COM.

Plot 7-296. Power Spectral Density Plot SISO ANT2 (40MHz BW 802.11ax – 106 Tones (UNII Band 1) – Ch. 46)

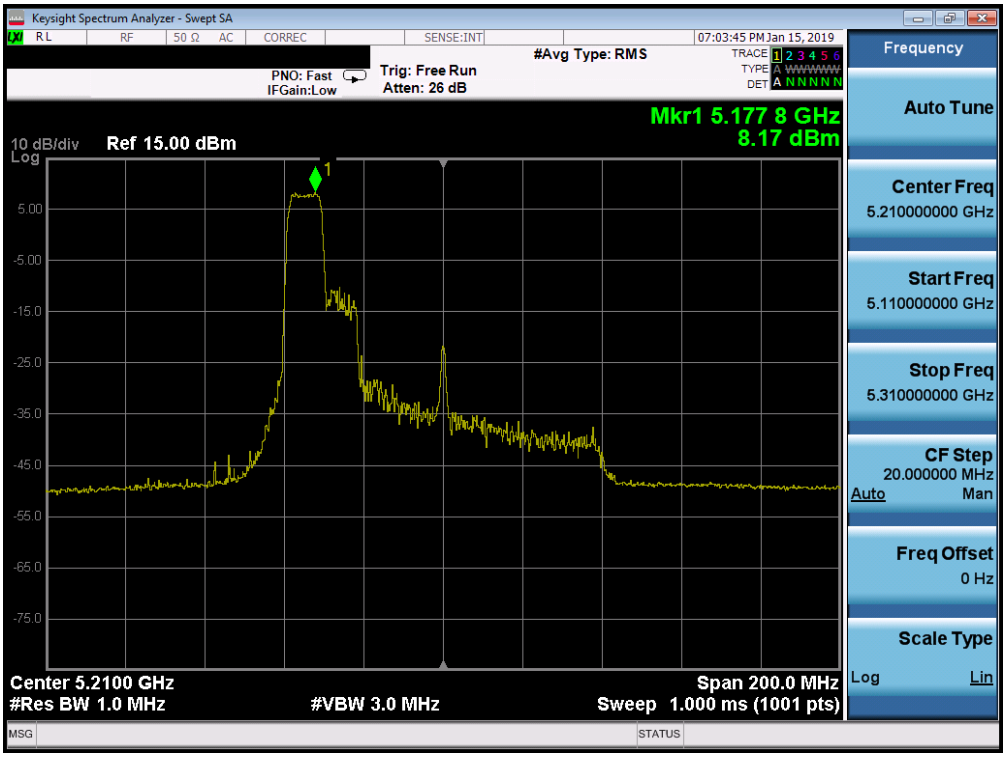

Plot 7-297. Power Spectral Density Plot SISO ANT2 (80MHz BW 802.11ax – 106 Tones (UNII Band 1) – Ch. 42)

© 2019 PCTEST Engineering Laboratory, Inc. V 8.8 11/19/2018
All rights reserved. Unless otherwise specified, no part of this report may be reproduced or utilized in any part, form or by any means, electronic or mechanical, including photocopying and microfilm, without permission in writing from PCTEST Engineering Laboratory, Inc. If you have any questions about this international copyright or have an enquiry about obtaining additional rights to this report or assembly of contents thereof, please contact INFO@PCTEST.COM.

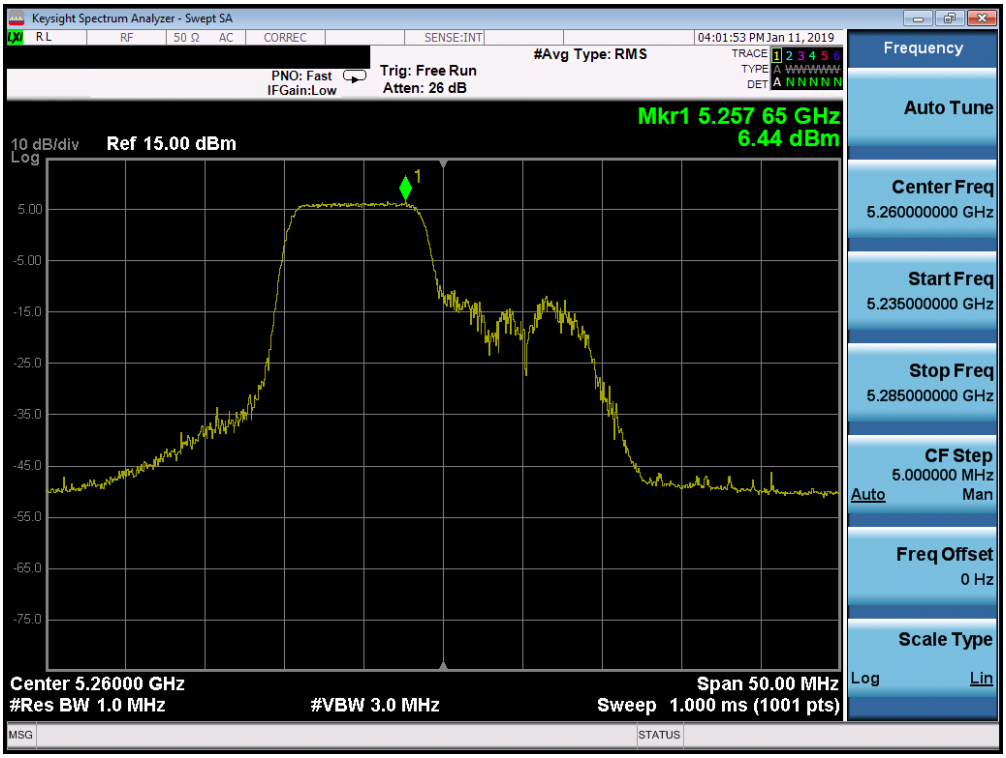

Plot 7-298. Power Spectral Density Plot SISO ANT2 (20MHz BW 802.11ax – 106 Tones (UNII Band 2A) – Ch. 52)

Plot 7-299. Power Spectral Density Plot SISO ANT2 (20MHz BW 802.11ax – 106 Tones (UNII Band 2A) – Ch. 56)

© 2019 PCTEST Engineering Laboratory, Inc. V 8.8 11/19/2018
All rights reserved. Unless otherwise specified, no part of this report may be reproduced or utilized in any part, form or by any means, electronic or mechanical, including photocopying and microfilm, without permission in writing from PCTEST Engineering Laboratory, Inc. If you have any questions about this international copyright or have an enquiry about obtaining additional rights to this report or assembly of contents thereof, please contact INFO@PCTEST.COM.

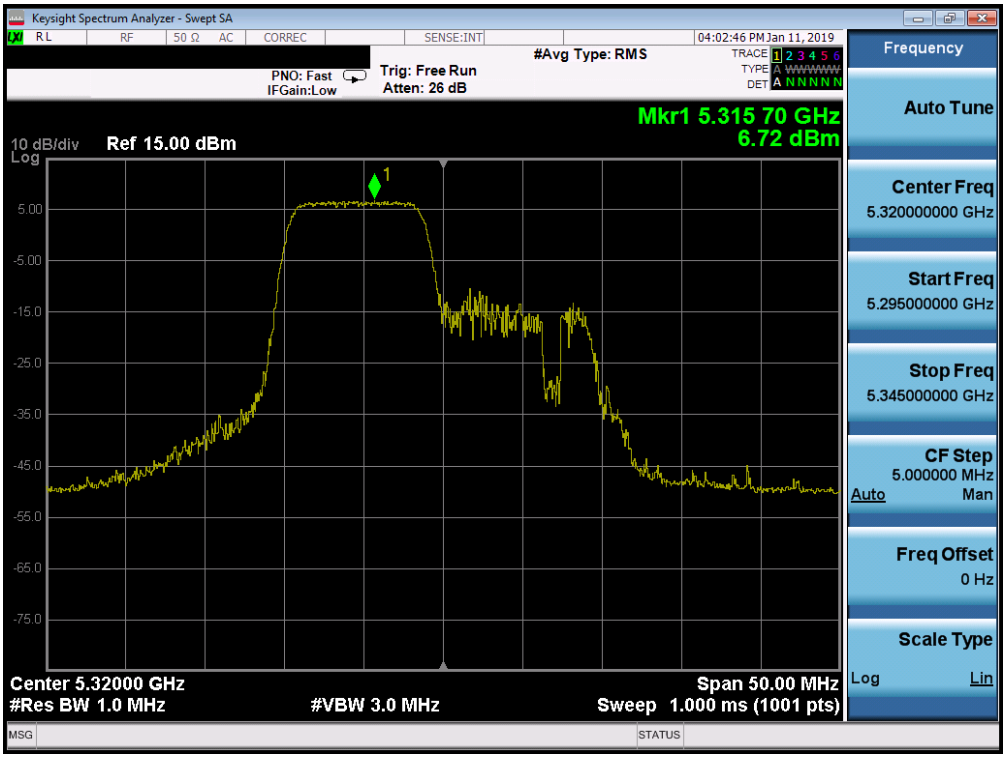

Plot 7-300. Power Spectral Density Plot SISO ANT2 (20MHz BW 802.11ax – 106 Tones (UNII Band 2A) – Ch. 64)

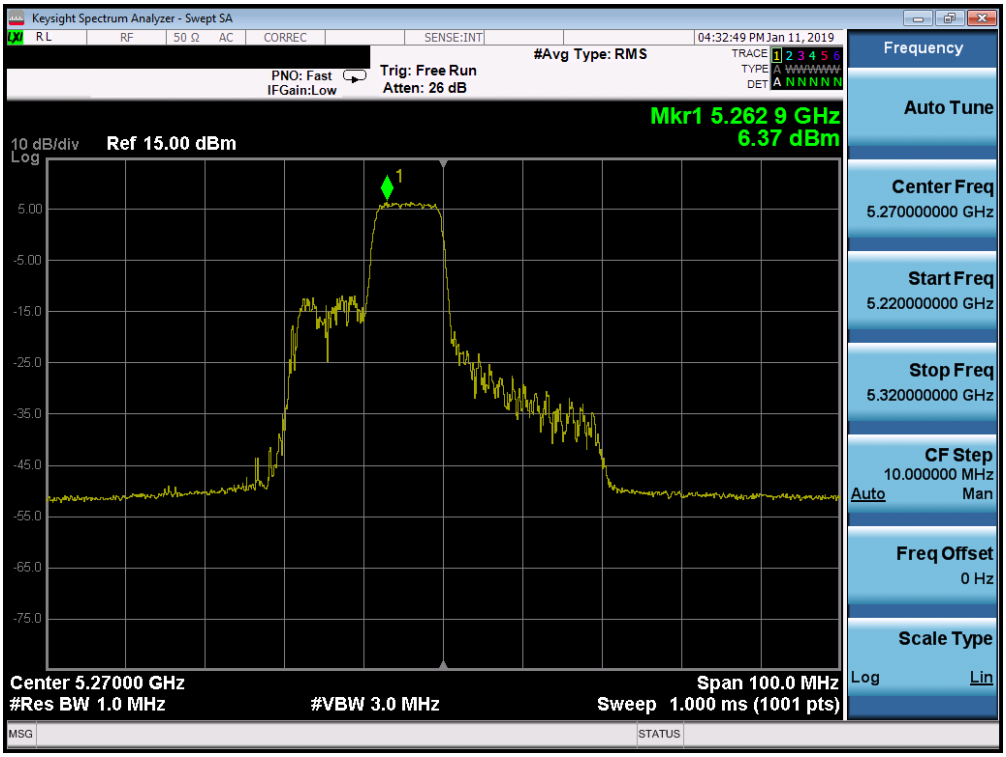

Plot 7-301. Power Spectral Density Plot SISO ANT2 (40MHz BW 802.11ax – 106 Tones (UNII Band 2A) – Ch. 54)

© 2019 PCTEST Engineering Laboratory, Inc. V 8.8 11/19/2018
All rights reserved. Unless otherwise specified, no part of this report may be reproduced or utilized in any part, form or by any means, electronic or mechanical, including photocopying and microfilm, without permission in writing from PCTEST Engineering Laboratory, Inc. If you have any questions about this international copyright or have an enquiry about obtaining additional rights to this report or assembly of contents thereof, please contact INFO@PCTEST.COM.

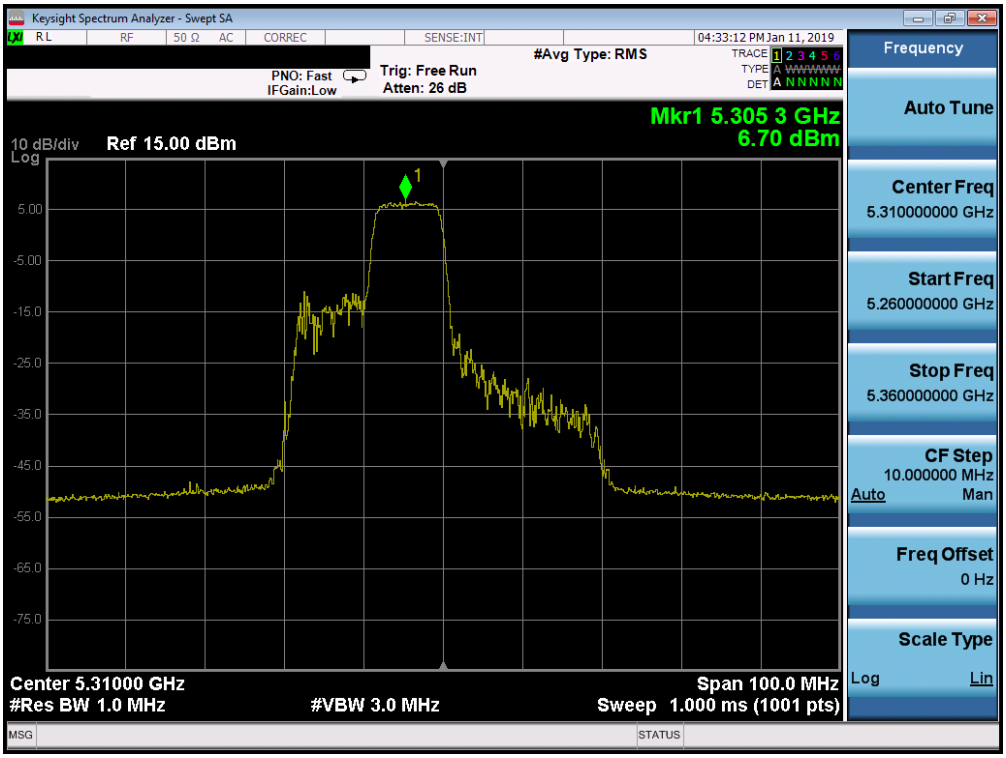

Plot 7-302. Power Spectral Density Plot SISO ANT2 (40MHz BW 802.11ax – 106 Tones (UNII Band 2A) – Ch. 62)

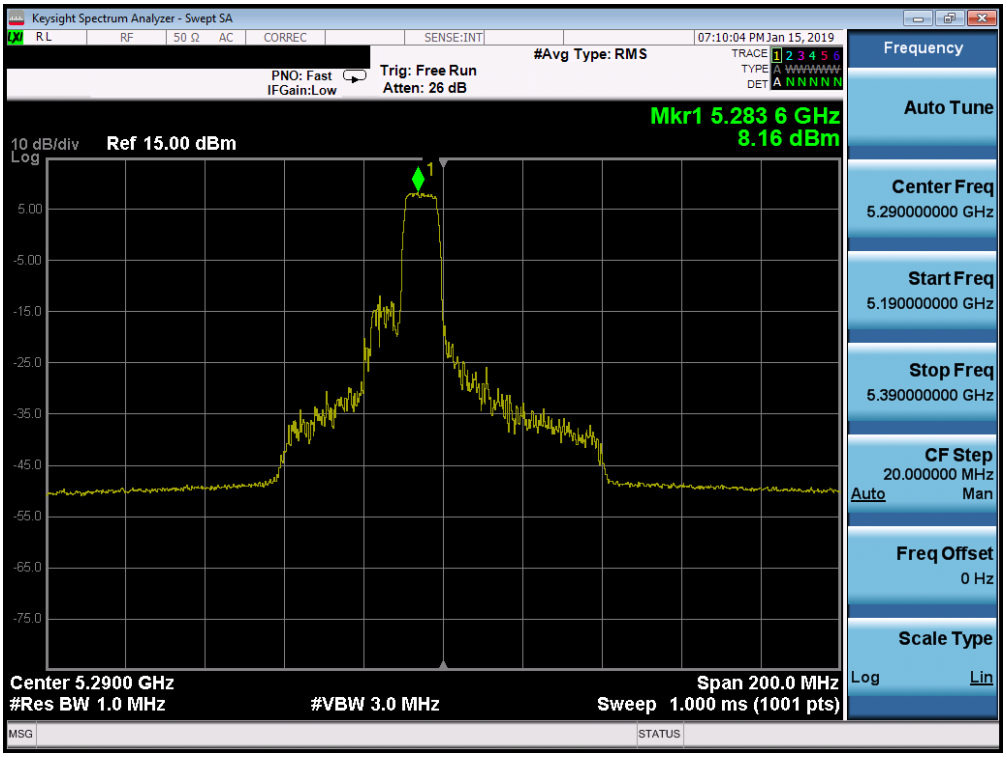

Plot 7-303. Power Spectral Density Plot SISO ANT2 (80MHz BW 802.11ax – 106 Tones (UNII Band 2A) – Ch. 58)

© 2019 PCTEST Engineering Laboratory, Inc. V 8.8 11/19/2018
All rights reserved. Unless otherwise specified, no part of this report may be reproduced or utilized in any part, form or by any means, electronic or mechanical, including photocopying and microfilm, without permission in writing from PCTEST Engineering Laboratory, Inc. If you have any questions about this international copyright or have an enquiry about obtaining additional rights to this report or assembly of contents thereof, please contact INFO@PCTEST.COM.

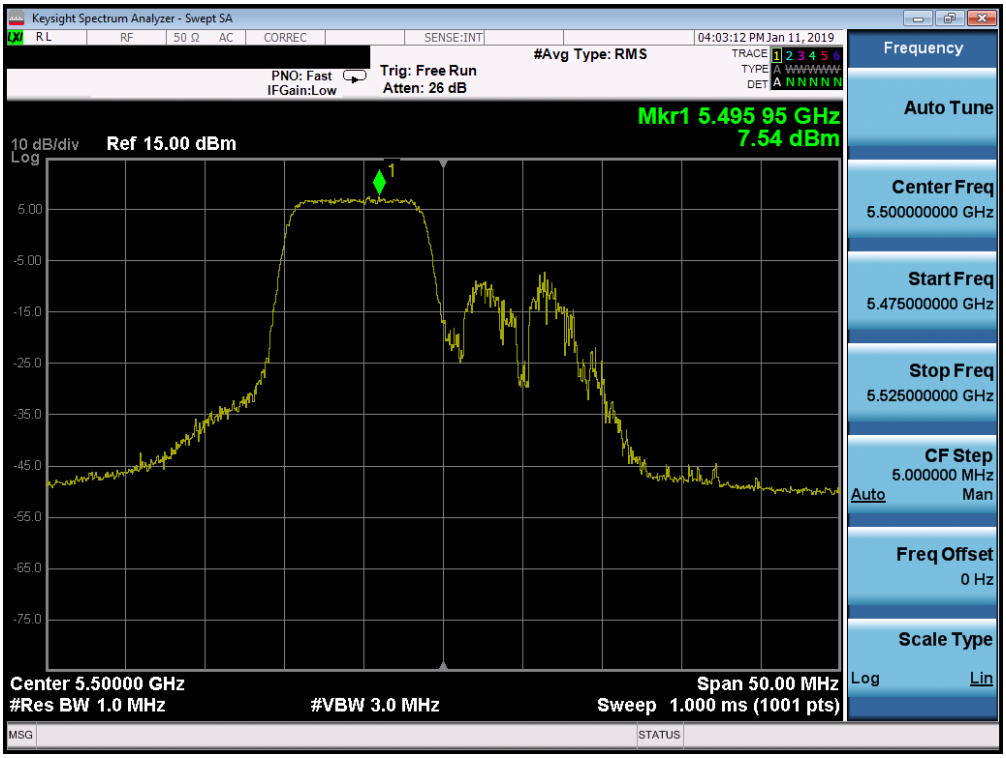

Plot 7-304. Power Spectral Density Plot SISO ANT2 (20MHz BW 802.11ax – 106 Tones (UNII Band 2C) – Ch. 100)

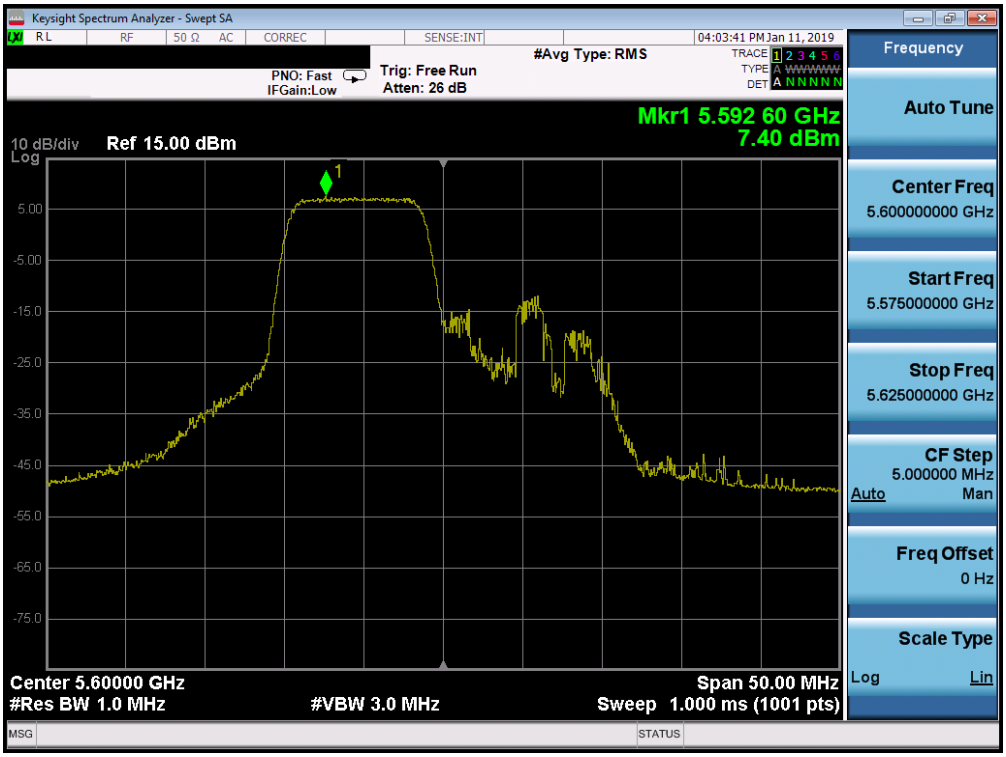

Plot 7-305. Power Spectral Density Plot SISO ANT2 (20MHz BW 802.11ax – 106 Tones (UNII Band 2C) – Ch. 120)

© 2019 PCTEST Engineering Laboratory, Inc. V 8.8 11/19/2018
All rights reserved. Unless otherwise specified, no part of this report may be reproduced or utilized in any part, form or by any means, electronic or mechanical, including photocopying and microfilm, without permission in writing from PCTEST Engineering Laboratory, Inc. If you have any questions about this international copyright or have an enquiry about obtaining additional rights to this report or assembly of contents thereof, please contact INFO@PCTEST.COM.

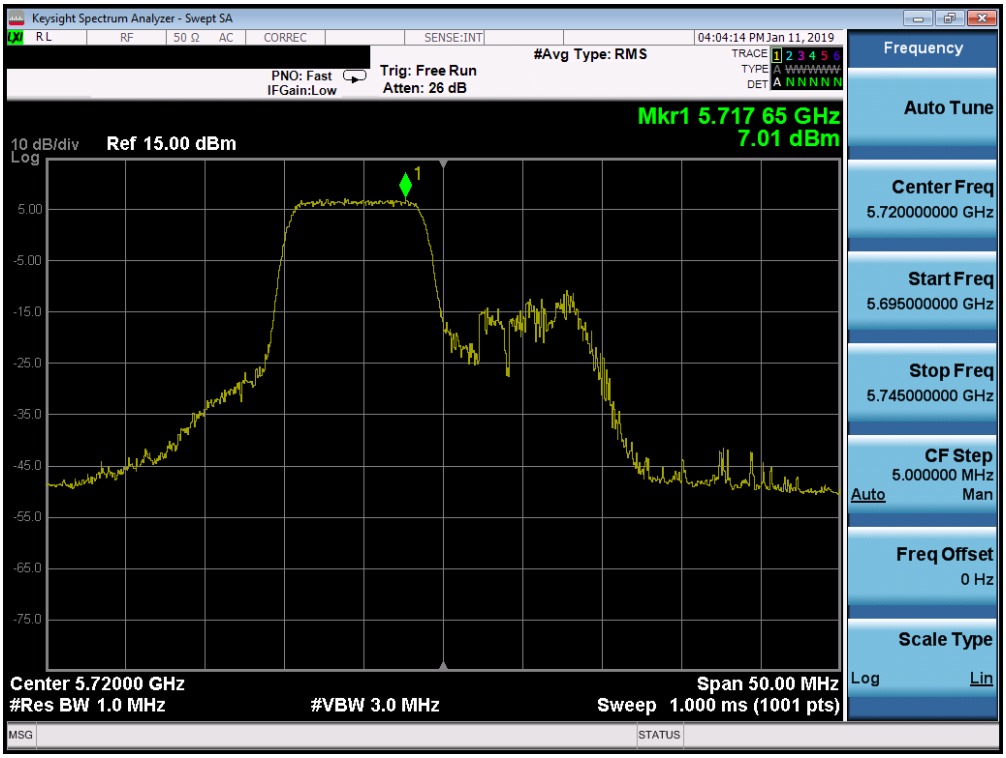

Plot 7-306. Power Spectral Density Plot SISO ANT2 (20MHz BW 802.11ax – 106 Tones (UNII Band 2C) – Ch. 144)

Plot 7-307. Power Spectral Density Plot SISO ANT2 (40MHz BW 802.11ax – 106 Tones (UNII Band 2C) – Ch. 102)

© 2019 PCTEST Engineering Laboratory, Inc. V 8.8 11/19/2018
All rights reserved. Unless otherwise specified, no part of this report may be reproduced or utilized in any part, form or by any means, electronic or mechanical, including photocopying and microfilm, without permission in writing from PCTEST Engineering Laboratory, Inc. If you have any questions about this international copyright or have an enquiry about obtaining additional rights to this report or assembly of contents thereof, please contact INFO@PCTEST.COM.

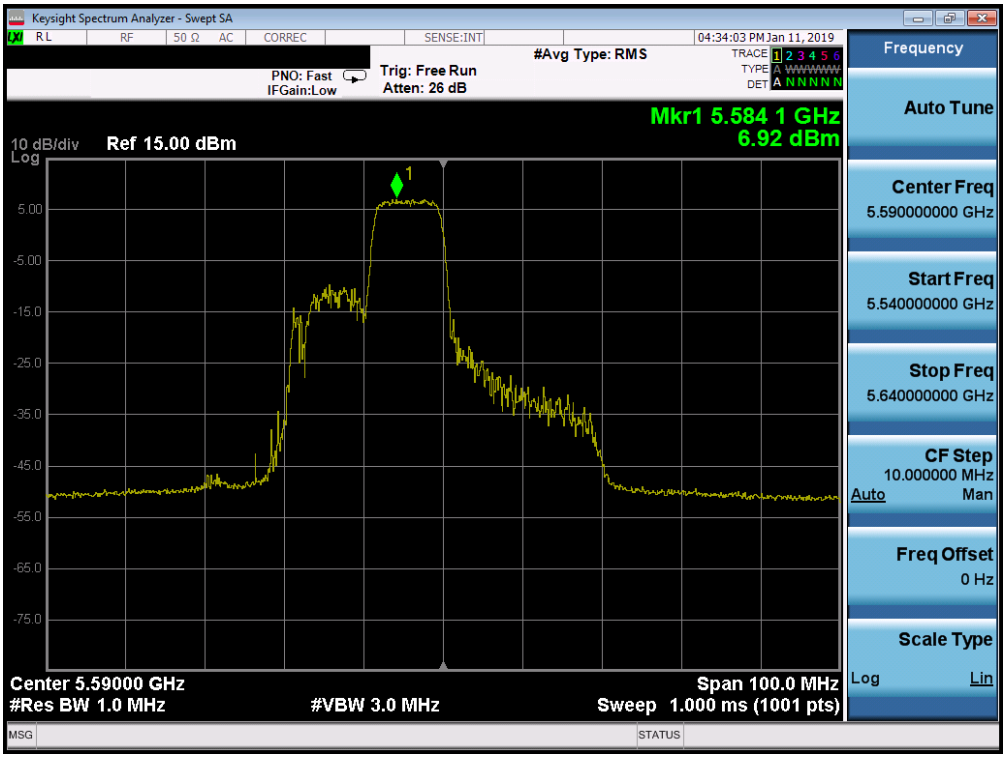

Plot 7-308. Power Spectral Density Plot SISO ANT2 (40MHz BW 802.11ax – 106 Tones (UNII Band 2C) – Ch. 118)

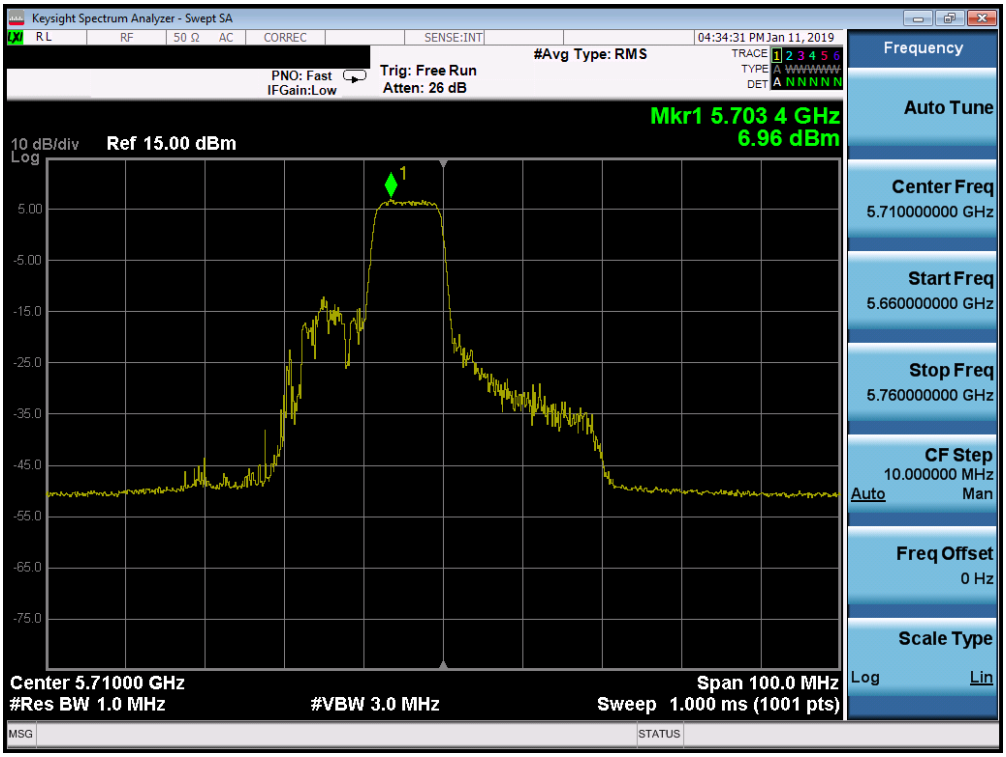

Plot 7-309. Power Spectral Density Plot SISO ANT2 (40MHz BW 802.11ax – 106 Tones (UNII Band 2C) – Ch. 142)

© 2019 PCTEST Engineering Laboratory, Inc. V 8.8 11/19/2018
All rights reserved. Unless otherwise specified, no part of this report may be reproduced or utilized in any part, form or by any means, electronic or mechanical, including photocopying and microfilm, without permission in writing from PCTEST Engineering Laboratory, Inc. If you have any questions about this international copyright or have an enquiry about obtaining additional rights to this report or assembly of contents thereof, please contact INFO@PCTEST.COM.

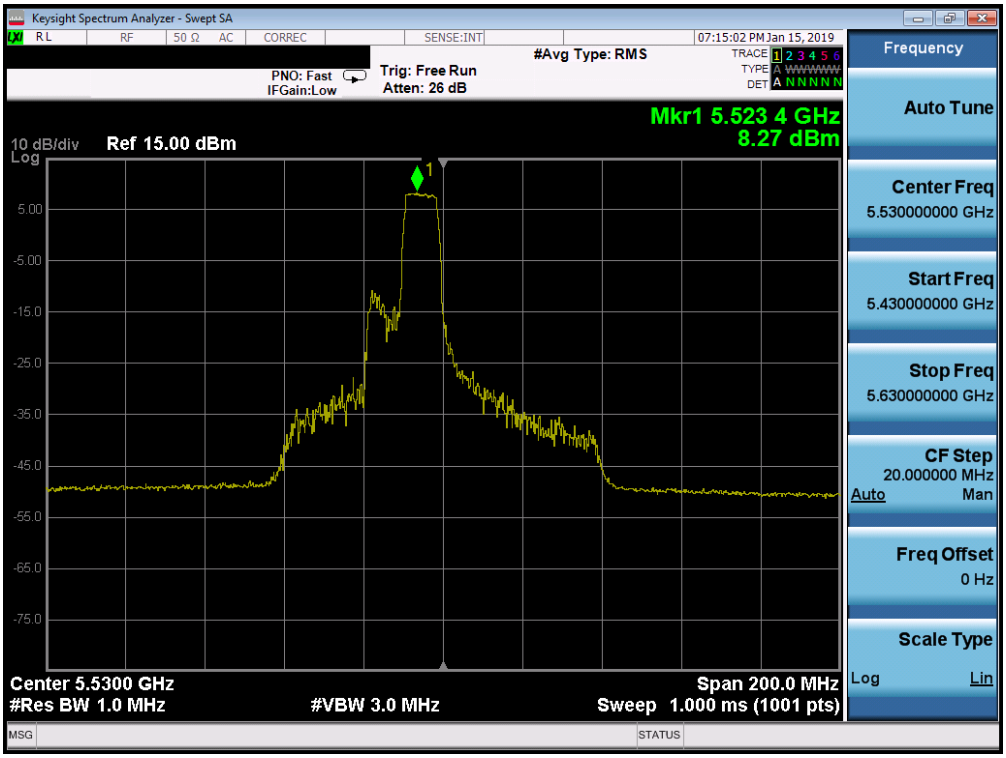

Plot 7-310. Power Spectral Density Plot SISO ANT2 (80MHz BW 802.11ax – 106 Tones (UNII Band 2C) – Ch. 106)

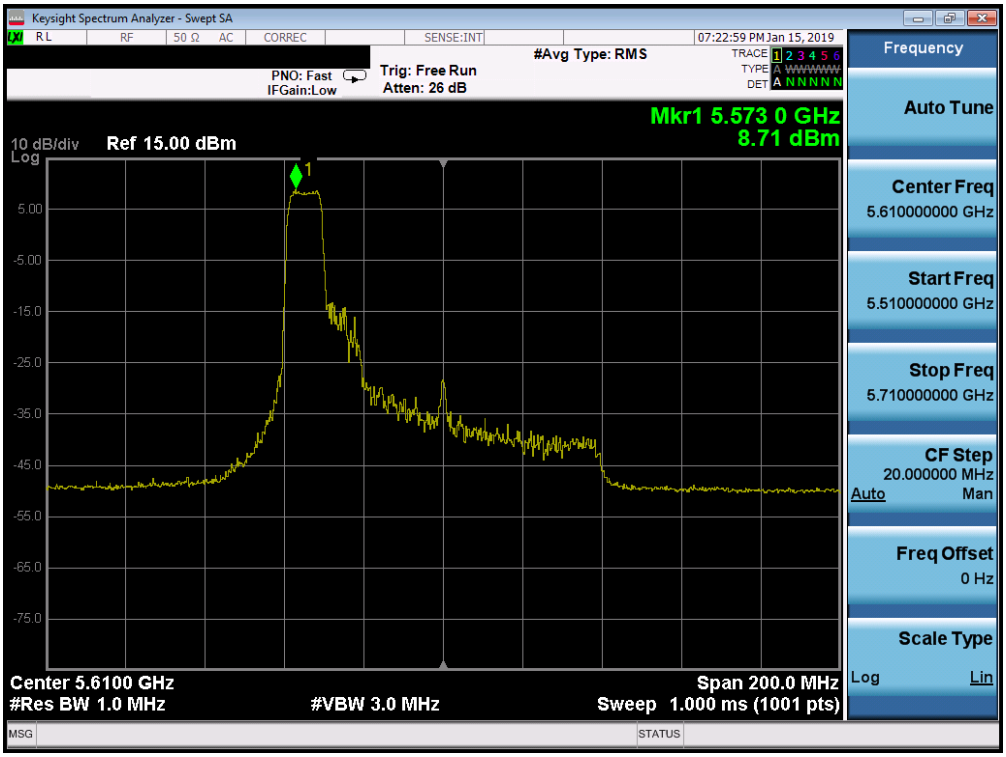

Plot 7-311. Power Spectral Density Plot SISO ANT2 (80MHz BW 802.11ax – 106 Tones (UNII Band 2C) – Ch. 122)

© 2019 PCTEST Engineering Laboratory, Inc. V 8.8 11/19/2018
All rights reserved. Unless otherwise specified, no part of this report may be reproduced or utilized in any part, form or by any means, electronic or mechanical, including photocopying and microfilm, without permission in writing from PCTEST Engineering Laboratory, Inc. If you have any questions about this international copyright or have an enquiry about obtaining additional rights to this report or assembly of contents thereof, please contact INFO@PCTEST.COM.

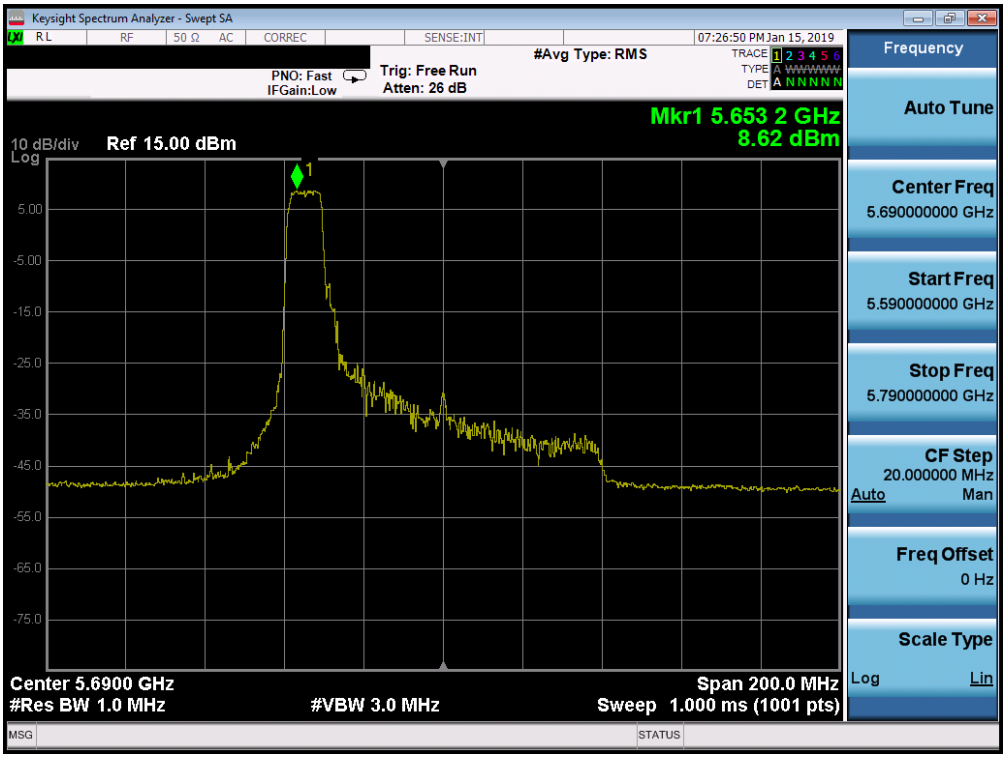

Plot 7-312. Power Spectral Density Plot SISO ANT2 (80MHz BW 802.11ax – 106 Tones (UNII Band 2C) – Ch. 138)

© 2019 PCTEST Engineering Laboratory, Inc. V 8.8 11/19/2018

All rights reserved. Unless otherwise specified, no part of this report may be reproduced or utilized in any part, form or by any means, electronic or mechanical, including photocopying and microfilm, without permission in writing from PCTEST Engineering Laboratory, Inc. If you have any questions about this international copyright or have an enquiry about obtaining additional rights to this report or assembly of contents thereof, please contact INFO@PCTEST.COM.

	Frequency [MHz]	Channel No.	802.11 Mode	Tones	Data Rate [Mbps]	Measured Power Density [dBm]	Max Permissible Power Density [dBm/500kHz]	Margin [dB]
Band 3	5745	149	ax (20MHz)	106T	MCS0	4.25	30.00	-25.75
	5785	157	ax (20MHz)	106T	MCS0	4.52	30.00	-25.48
	5825	165	ax (20MHz)	106T	MCS0	4.21	30.00	-25.79
	5755	151	ax (40MHz)	106T	MCS0	4.10	30.00	-25.90
	5795	159	ax (40MHz)	106T	MCS0	4.33	30.00	-25.67
	5775	155	ax (80MHz)	106T	MCS0	9.08	30.00	-20.92

Table 7-89. Band 3 Conducted Power Spectral Density Measurements SISO ANT2 (106 Tones)

Plot 7-313. Power Spectral Density Plot SISO ANT2 (20MHz BW 802.11ax – 106 Tones (UNII Band 3) – Ch. 149)

© 2019 PCTEST Engineering Laboratory, Inc. V 8.8 11/19/2018
All rights reserved. Unless otherwise specified, no part of this report may be reproduced or utilized in any part, form or by any means, electronic or mechanical, including photocopying and microfilm, without permission in writing from PCTEST Engineering Laboratory, Inc. If you have any questions about this international copyright or have an enquiry about obtaining additional rights to this report or assembly of contents thereof, please contact INFO@PCTEST.COM.

Plot 7-314. Power Spectral Density Plot SISO ANT2 (20MHz BW 802.11ax – 106 Tones (UNII Band 3) – Ch. 157)

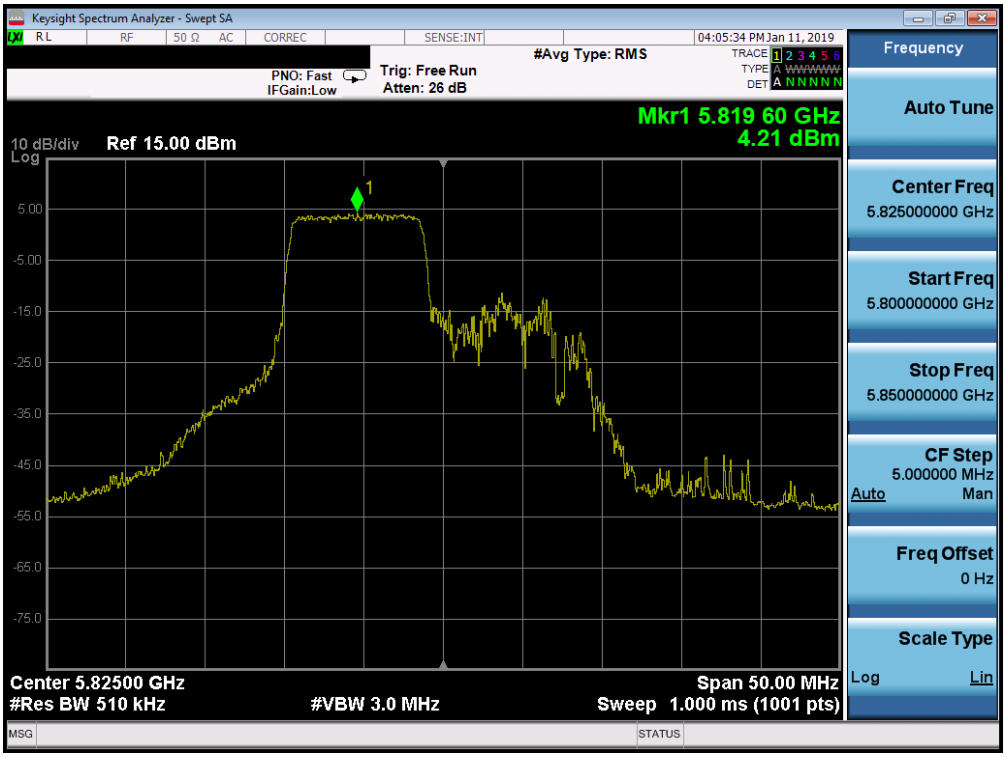

Plot 7-315. Power Spectral Density Plot SISO ANT2 (20MHz BW 802.11ax – 106 Tones (UNII Band 3) – Ch. 165)

© 2019 PCTEST Engineering Laboratory, Inc. V 8.8 11/19/2018
All rights reserved. Unless otherwise specified, no part of this report may be reproduced or utilized in any part, form or by any means, electronic or mechanical, including photocopying and microfilm, without permission in writing from PCTEST Engineering Laboratory, Inc. If you have any questions about this international copyright or have an enquiry about obtaining additional rights to this report or assembly of contents thereof, please contact INFO@PCTEST.COM.

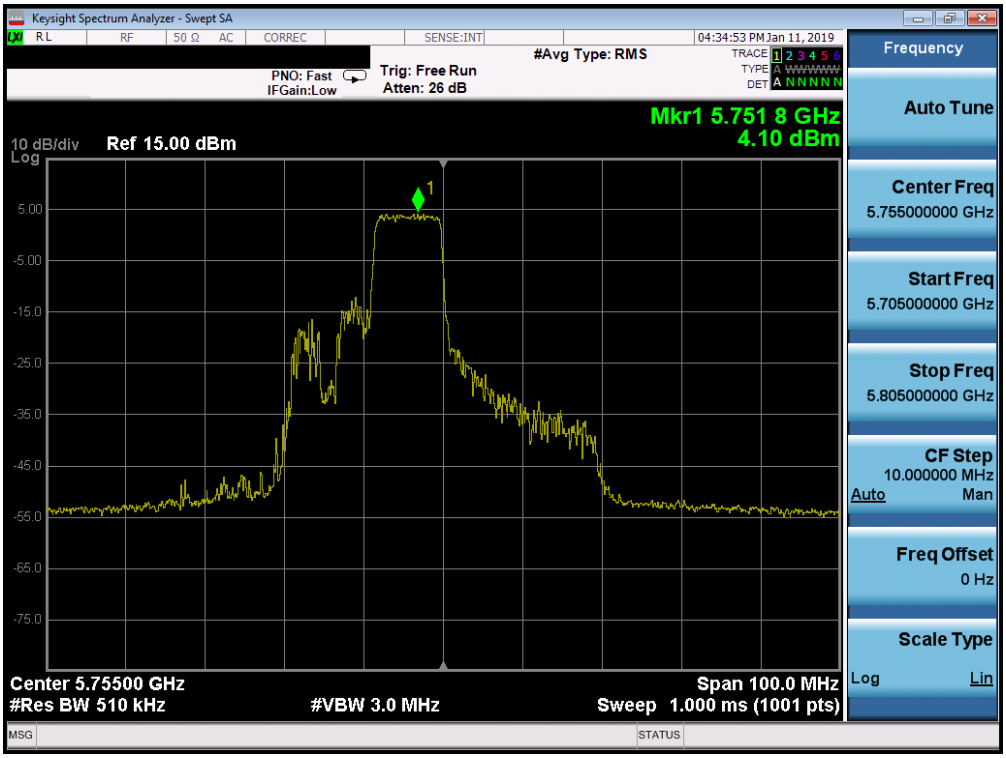

Plot 7-316. Power Spectral Density Plot SISO ANT2 (40MHz BW 802.11ax – 106 Tones (UNII Band 3) – Ch. 151)

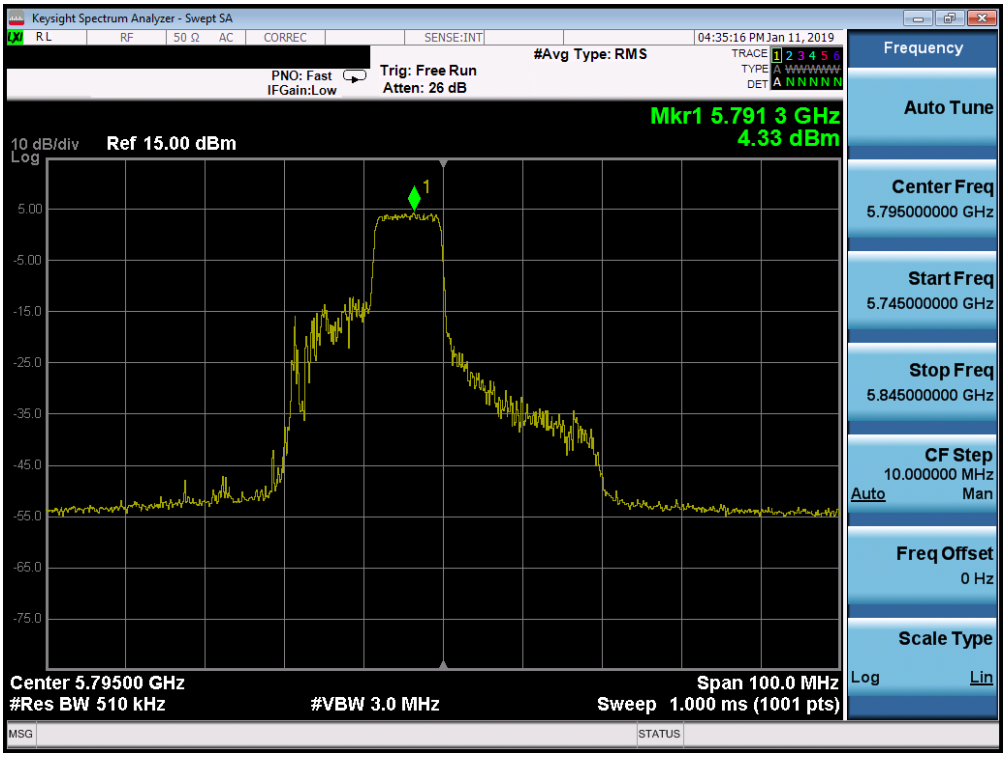

Plot 7-317. Power Spectral Density Plot SISO ANT2 (40MHz BW 802.11ax – 106 Tones (UNII Band 3) – Ch. 159)

© 2019 PCTEST Engineering Laboratory, Inc. V 8.8 11/19/2018
All rights reserved. Unless otherwise specified, no part of this report may be reproduced or utilized in any part, form or by any means, electronic or mechanical, including photocopying and microfilm, without permission in writing from PCTEST Engineering Laboratory, Inc. If you have any questions about this international copyright or have an enquiry about obtaining additional rights to this report or assembly of contents thereof, please contact INFO@PCTEST.COM.

Plot 7-318. Power Spectral Density Plot SISO ANT2 (80MHz BW 802.11ax – 106 Tones (UNII Band 3) – Ch. 155)

© 2019 PCTEST Engineering Laboratory, Inc. V 8.8 11/19/2018

All rights reserved. Unless otherwise specified, no part of this report may be reproduced or utilized in any part, form or by any means, electronic or mechanical, including photocopying and microfilm, without permission in writing from PCTEST Engineering Laboratory, Inc. If you have any questions about this international copyright or have an enquiry about obtaining additional rights to this report or assembly of contents thereof, please contact INFO@PCTEST.COM.

SISO Antenna-2 Power Spectral Density Measurements (242 Tones)

	Frequency [MHz]	Channel No.	802.11 Mode	Tones	Data Rate [Mbps]	Measured Power Density [dBm]	Max Power Density [dBm/MHz]	Margin [dB]
Band 1	5180	36	ax (20MHz)	242T	MCS0	5.83	11.00	-5.17
	5200	40	ax (20MHz)	242T	MCS0	5.94	11.00	-5.06
	5240	48	ax (20MHz)	242T	MCS0	6.44	11.00	-4.56
	5190	38	ax (40MHz)	242T	MCS0	6.79	11.00	-4.21
	5230	46	ax (40MHz)	242T	MCS0	7.12	11.00	-3.88
	5210	42	ax (80MHz)	242T	MCS0	1.74	11.00	-9.26
Band 2A	5260	52	ax (20MHz)	242T	MCS0	5.79	11.00	-5.21
	5280	56	ax (20MHz)	242T	MCS0	5.81	11.00	-5.19
	5320	64	ax (20MHz)	242T	MCS0	6.14	11.00	-4.86
	5270	54	ax (40MHz)	242T	MCS0	6.52	11.00	-4.48
	5310	62	ax (40MHz)	242T	MCS0	6.90	11.00	-4.10
	5290	58	ax (80MHz)	242T	MCS0	2.23	11.00	-8.77
Bnad 2C	5500	100	ax (20MHz)	242T	MCS0	6.53	11.00	-4.47
	5600	120	ax (20MHz)	242T	MCS0	6.73	11.00	-4.27
	5720	144	ax (20MHz)	242T	MCS0	6.13	11.00	-4.87
	5510	102	ax (40MHz)	242T	MCS0	7.13	11.00	-3.87
	5590	118	ax (40MHz)	242T	MCS0	6.89	11.00	-4.11
	5710	142	ax (40MHz)	242T	MCS0	7.01	11.00	-3.99
	5530	106	ax (80MHz)	242T	MCS0	7.77	11.00	-3.23
	5610	122	ax (80MHz)	242T	MCS0	7.95	11.00	-3.05
	5690	138	ax (80MHz)	242T	MCS0	8.03	11.00	-2.97

Table 7-90. Bands 1, 2A, 2C Conducted Power Spectral Density Measurements SISO ANT2 (242 Tones)

	Frequency [MHz]	Channel No.	802.11 Mode	Tones	Data Rate [Mbps]	Measured Power Density [dBm]	Antenna Gain [dBi]	e.i.r.p. Power Density [dBm/MHz]	ISED Max e.i.r.p. Power Density [dBm/MHz]	Margin [dB]
Band 1	5180	36	ax (20MHz)	242T	MCS0	5.83	-7.70	-1.87	10.0	-11.87
	5200	40	ax (20MHz)	242T	MCS0	5.94	-7.57	-1.63	10.0	-11.63
	5240	48	ax (20MHz)	242T	MCS0	6.44	-8.01	-1.57	10.0	-11.57
	5190	38	ax (40MHz)	242T	MCS0	6.79	-7.57	-0.78	10.0	-10.78
	5230	46	ax (40MHz)	242T	MCS0	7.12	-8.01	-0.89	10.0	-10.89
	5210	42	ax (80MHz)	242T	MCS0	1.74	-7.57	-5.83	10.0	-15.83

Table 7-91. Bands 1 e.r.i.p Conducted Power Spectral Density Measurements (ISED 242 Tones)

© 2019 PCTEST Engineering Laboratory, Inc. V 8.8 11/19/2018

All rights reserved. Unless otherwise specified, no part of this report may be reproduced or utilized in any part, form or by any means, electronic or mechanical, including photocopying and microfilm, without permission in writing from PCTEST Engineering Laboratory, Inc. If you have any questions about this international copyright or have an enquiry about obtaining additional rights to this report or assembly of contents thereof, please contact INFO@PCTEST.COM.

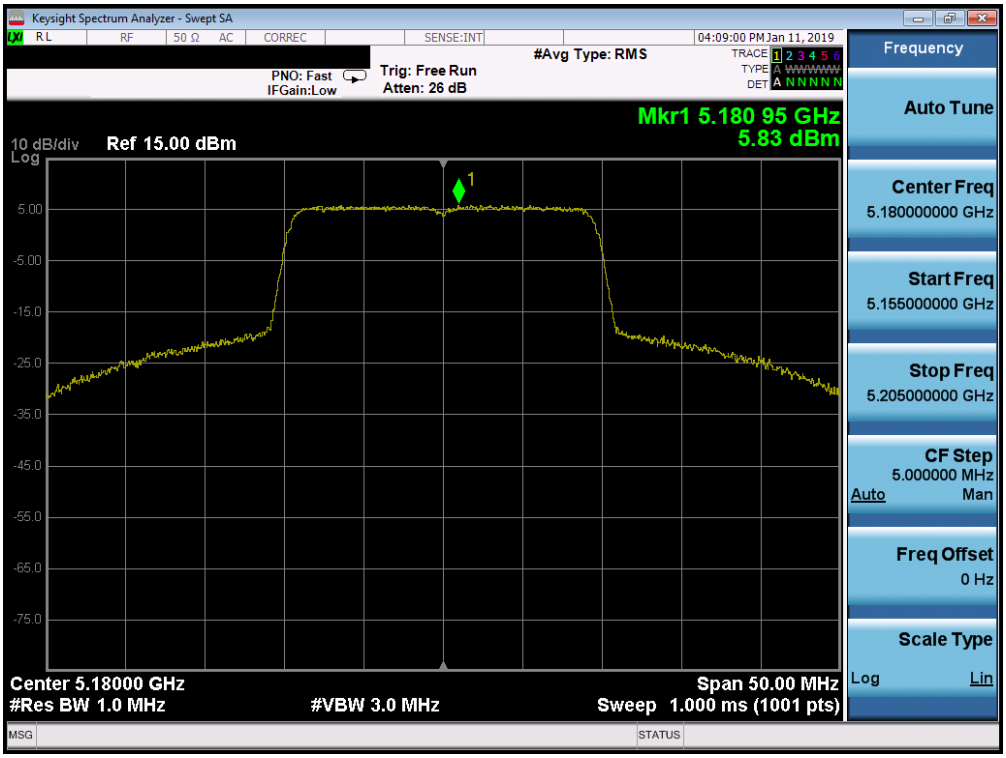

Plot 7-319. Power Spectral Density Plot SISO ANT2 (20MHz BW 802.11ax – 242 Tones (UNII Band 1) – Ch. 36)

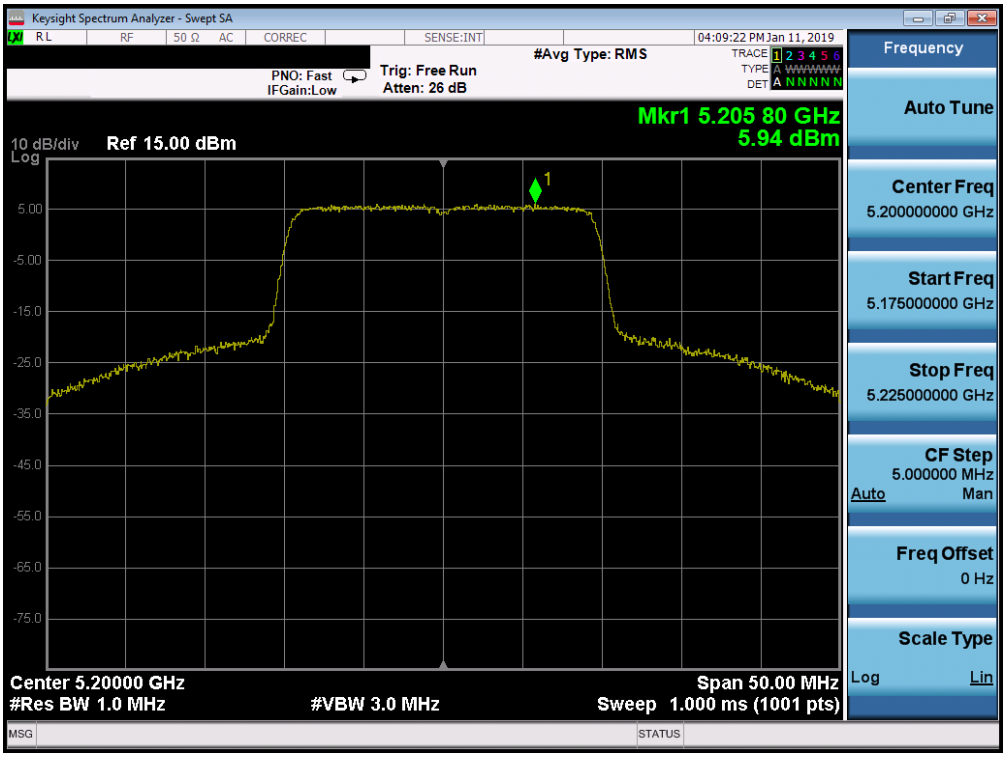

Plot 7-320. Power Spectral Density Plot SISO ANT2 (20MHz BW 802.11ax – 242 Tones (UNII Band 1) – Ch. 40)

© 2019 PCTEST Engineering Laboratory, Inc. V 8.8 11/19/2018
All rights reserved. Unless otherwise specified, no part of this report may be reproduced or utilized in any part, form or by any means, electronic or mechanical, including photocopying and microfilm, without permission in writing from PCTEST Engineering Laboratory, Inc. If you have any questions about this international copyright or have an enquiry about obtaining additional rights to this report or assembly of contents thereof, please contact INFO@PCTEST.COM.

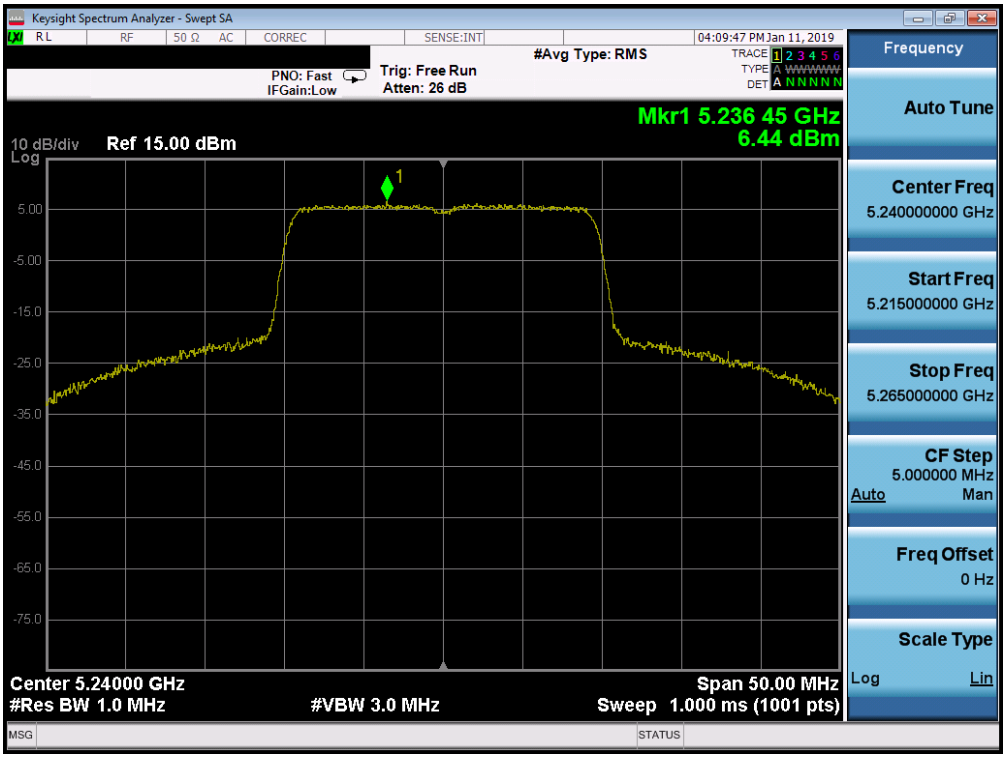

Plot 7-321. Power Spectral Density Plot SISO ANT2 (20MHz BW 802.11ax – 242 Tones (UNII Band 1) – Ch. 48)

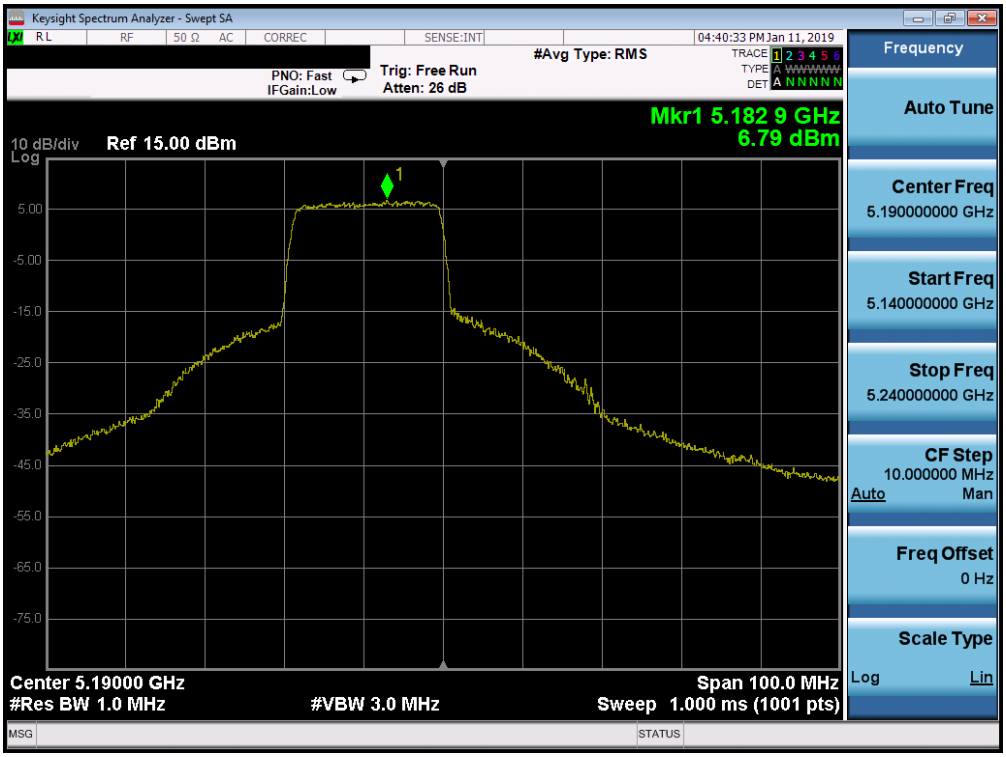

Plot 7-322. Power Spectral Density Plot SISO ANT2 (40MHz BW 802.11ax – 242 Tones (UNII Band 1) – Ch. 38)

© 2019 PCTEST Engineering Laboratory, Inc. V 8.8 11/19/2018
All rights reserved. Unless otherwise specified, no part of this report may be reproduced or utilized in any part, form or by any means, electronic or mechanical, including photocopying and microfilm, without permission in writing from PCTEST Engineering Laboratory, Inc. If you have any questions about this international copyright or have an enquiry about obtaining additional rights to this report or assembly of contents thereof, please contact INFO@PCTEST.COM.

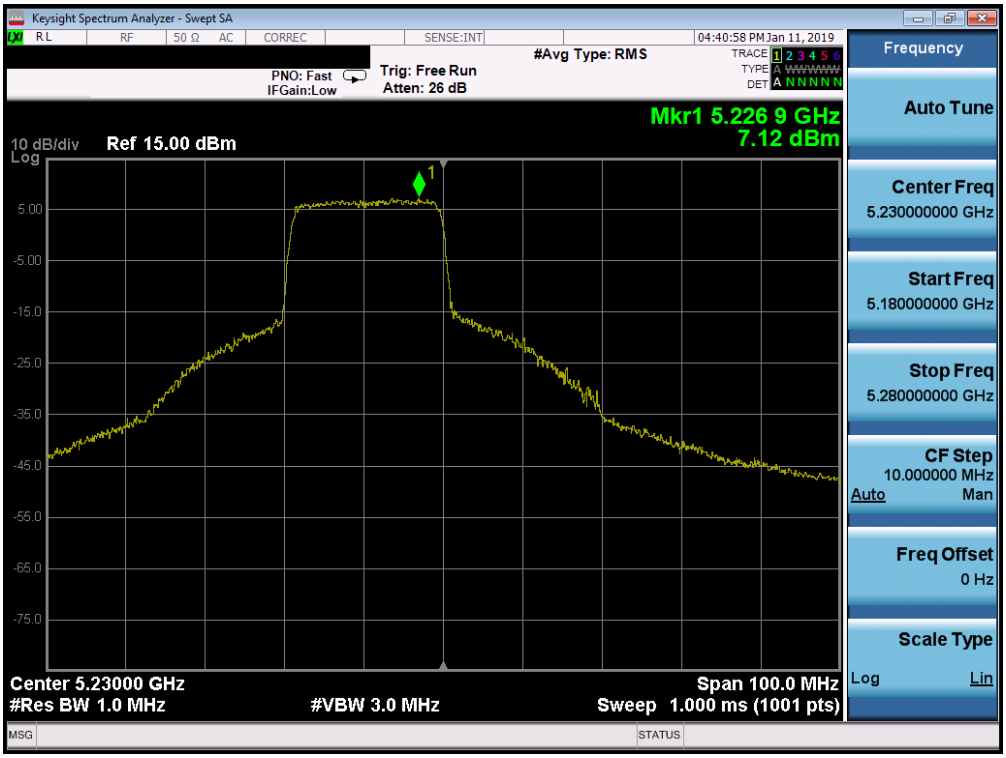

Plot 7-323. Power Spectral Density Plot SISO ANT2 (40MHz BW 802.11ax – 242 Tones (UNII Band 1) – Ch. 46)

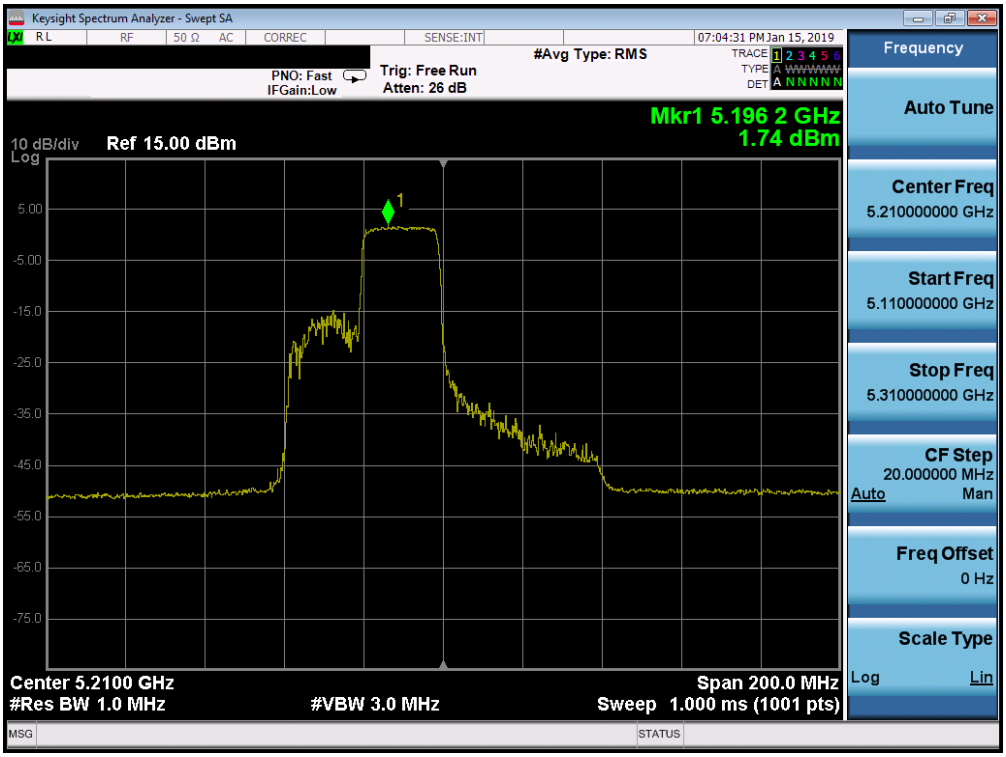

Plot 7-324. Power Spectral Density Plot SISO ANT2 (80MHz BW 802.11ax – 242 Tones (UNII Band 1) – Ch. 42)

© 2019 PCTEST Engineering Laboratory, Inc. V 8.8 11/19/2018
All rights reserved. Unless otherwise specified, no part of this report may be reproduced or utilized in any part, form or by any means, electronic or mechanical, including photocopying and microfilm, without permission in writing from PCTEST Engineering Laboratory, Inc. If you have any questions about this international copyright or have an enquiry about obtaining additional rights to this report or assembly of contents thereof, please contact INFO@PCTEST.COM.

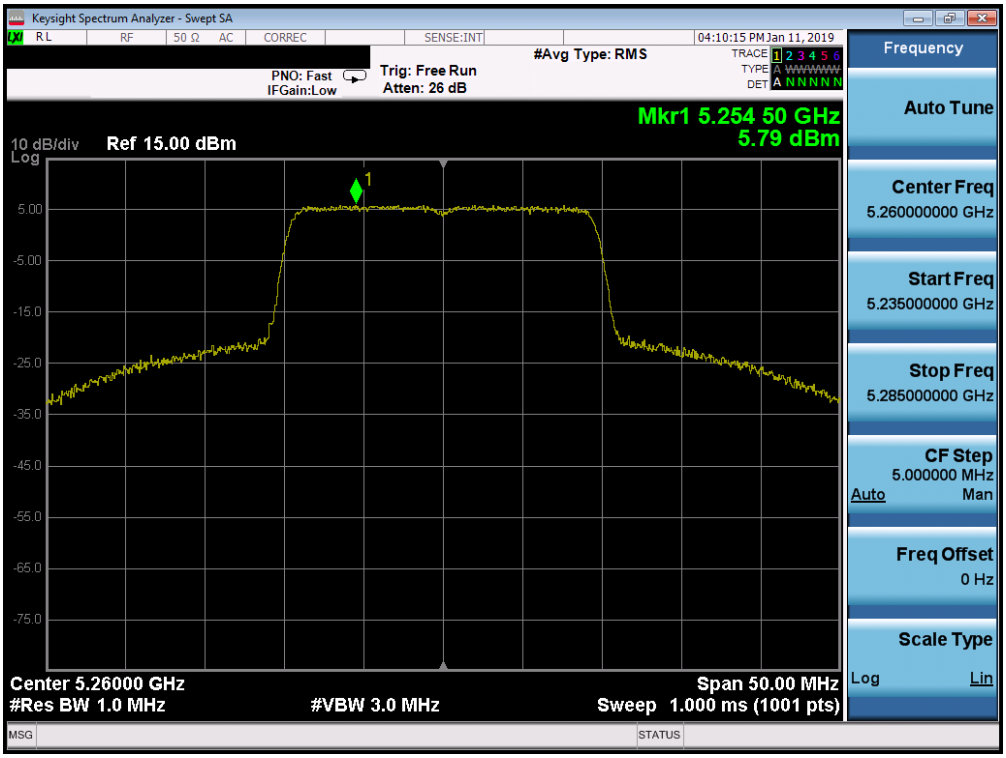

Plot 7-325. Power Spectral Density Plot SISO ANT2 (20MHz BW 802.11ax – 242 Tones (UNII Band 2A) – Ch. 52)

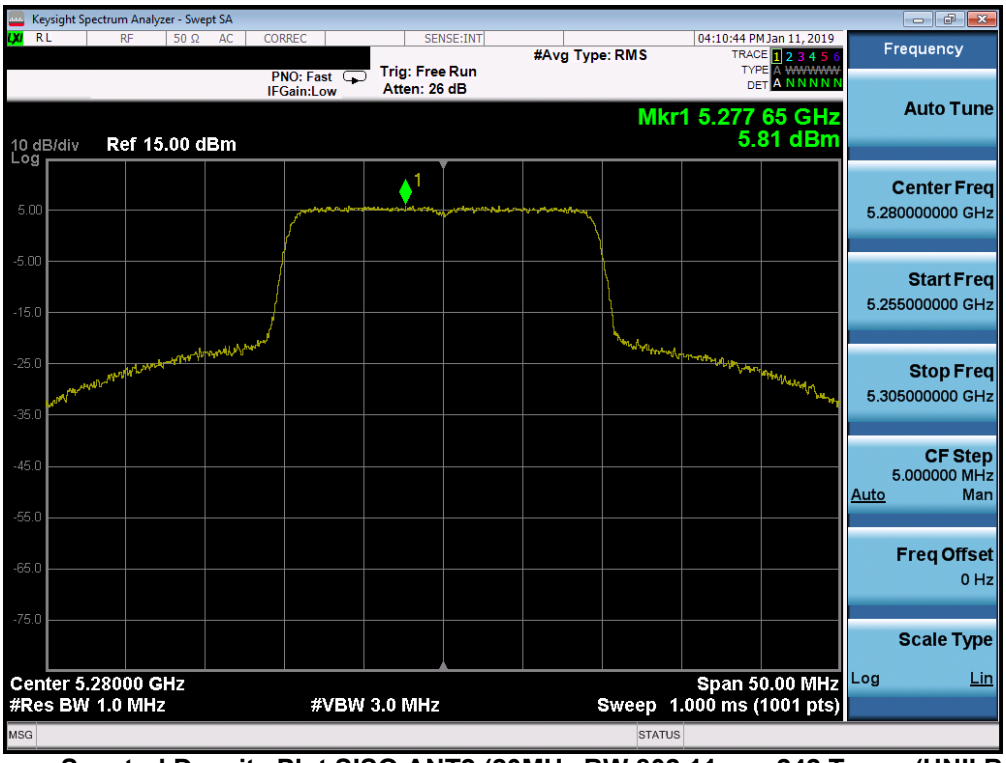

Plot 7-326. Power Spectral Density Plot SISO ANT2 (20MHz BW 802.11ax – 242 Tones (UNII Band 2A) – Ch. 56)

© 2019 PCTEST Engineering Laboratory, Inc. V 8.8 11/19/2018
All rights reserved. Unless otherwise specified, no part of this report may be reproduced or utilized in any part, form or by any means, electronic or mechanical, including photocopying and microfilm, without permission in writing from PCTEST Engineering Laboratory, Inc. If you have any questions about this international copyright or have an enquiry about obtaining additional rights to this report or assembly of contents thereof, please contact INFO@PCTEST.COM.

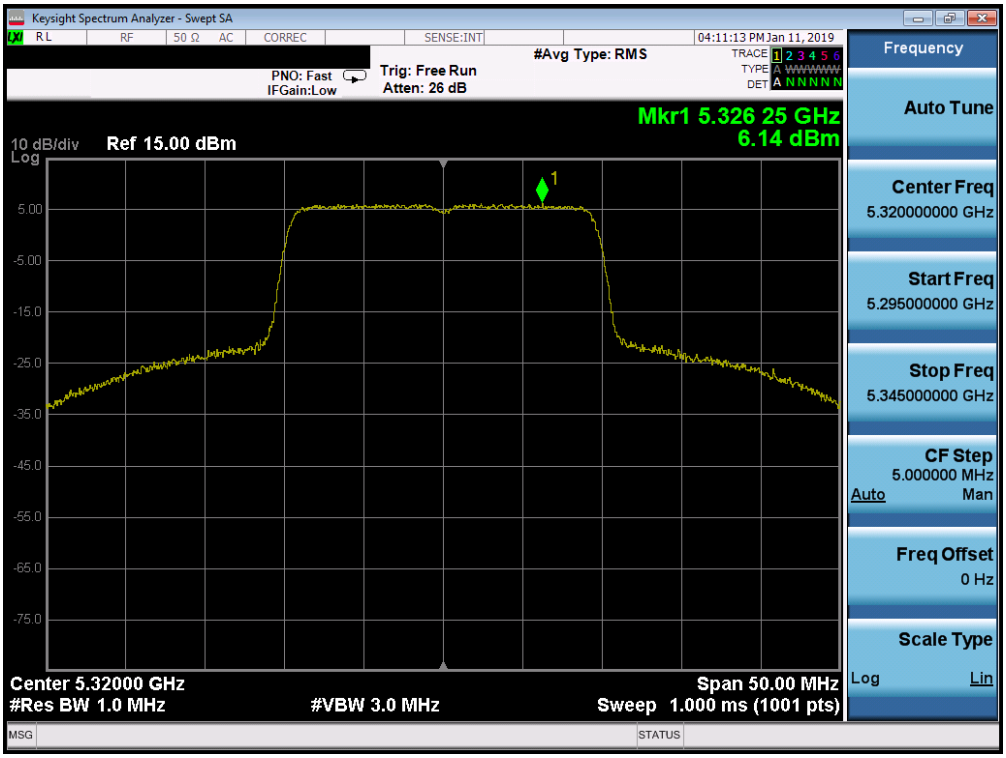

Plot 7-327. Power Spectral Density Plot SISO ANT2 (20MHz BW 802.11ax – 242 Tones (UNII Band 2A) – Ch. 64)

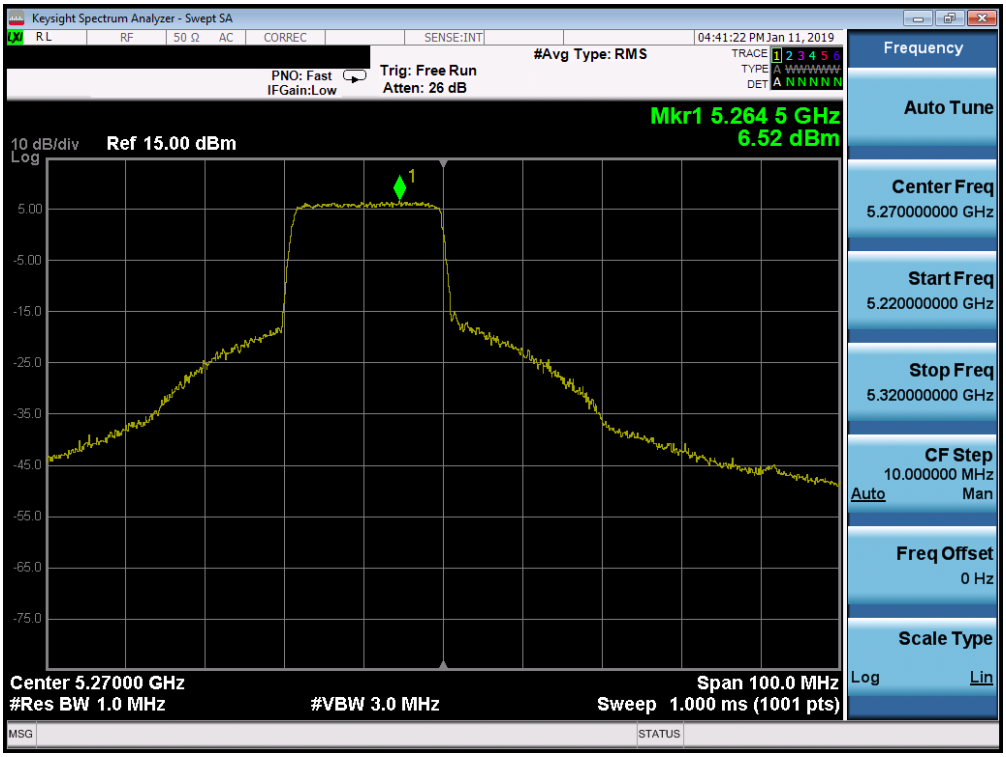

Plot 7-328. Power Spectral Density Plot SISO ANT2 (40MHz BW 802.11ax – 242 Tones (UNII Band 2A) – Ch. 54)

© 2019 PCTEST Engineering Laboratory, Inc. V 8.8 11/19/2018
All rights reserved. Unless otherwise specified, no part of this report may be reproduced or utilized in any part, form or by any means, electronic or mechanical, including photocopying and microfilm, without permission in writing from PCTEST Engineering Laboratory, Inc. If you have any questions about this international copyright or have an enquiry about obtaining additional rights to this report or assembly of contents thereof, please contact INFO@PCTEST.COM.

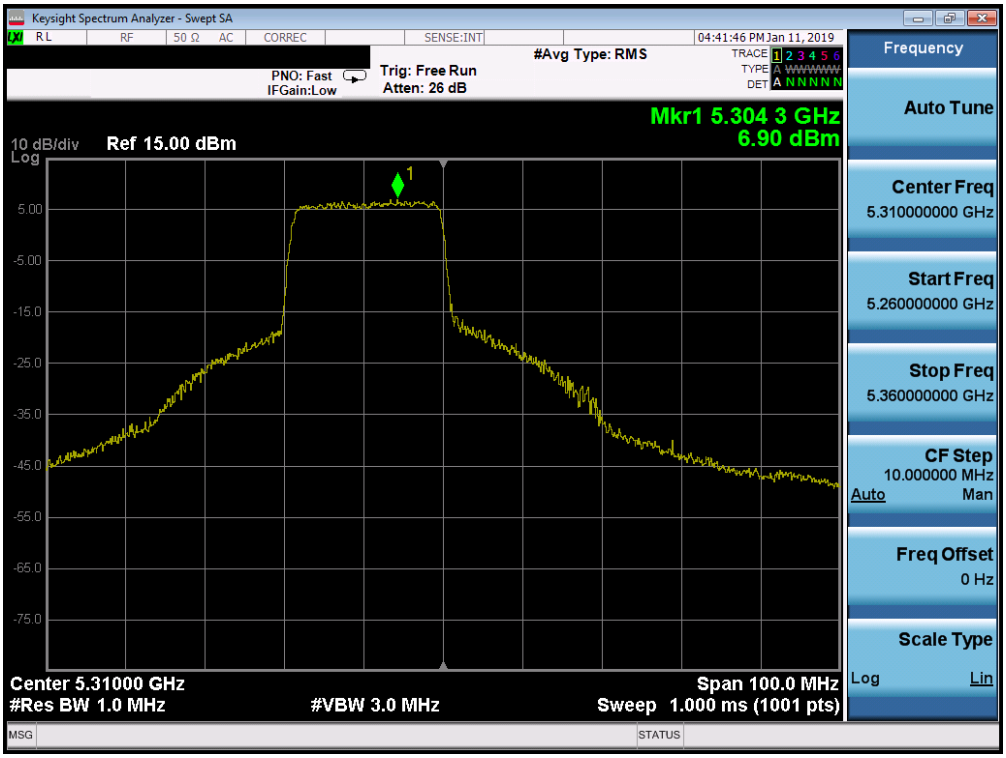

Plot 7-329. Power Spectral Density Plot SISO ANT2 (40MHz BW 802.11ax – 242 Tones (UNII Band 2A) – Ch. 62)

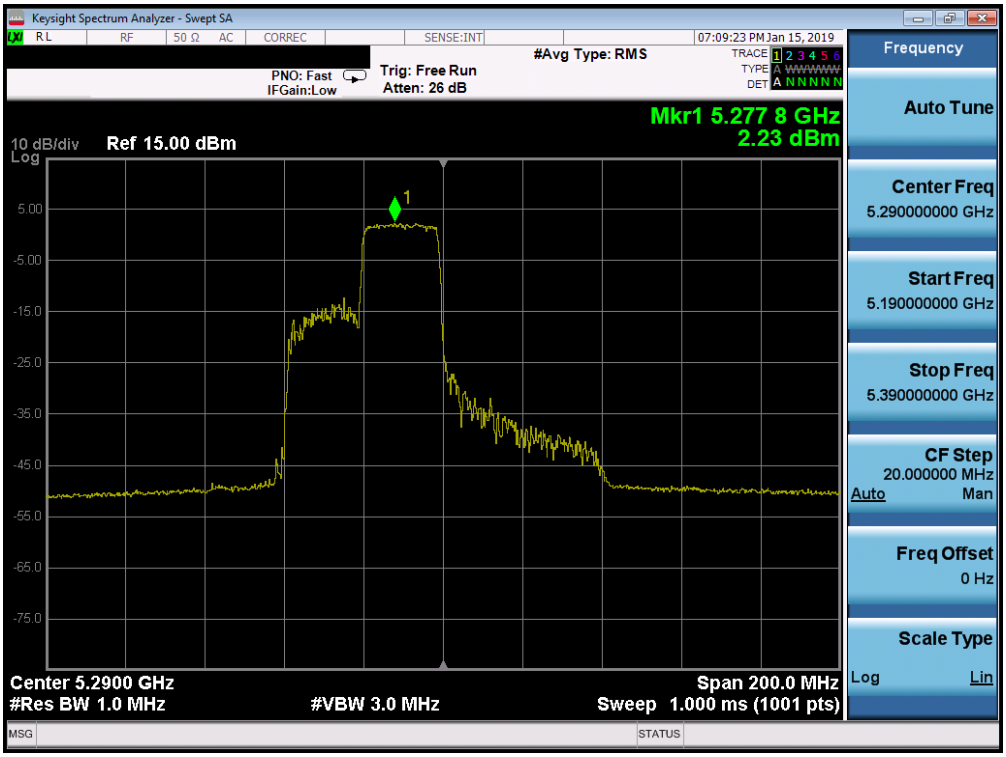

Plot 7-330. Power Spectral Density Plot SISO ANT2 (80MHz BW 802.11ax – 242 Tones (UNII Band 2A) – Ch. 58)

© 2019 PCTEST Engineering Laboratory, Inc. V 8.8 11/19/2018
All rights reserved. Unless otherwise specified, no part of this report may be reproduced or utilized in any part, form or by any means, electronic or mechanical, including photocopying and microfilm, without permission in writing from PCTEST Engineering Laboratory, Inc. If you have any questions about this international copyright or have an enquiry about obtaining additional rights to this report or assembly of contents thereof, please contact INFO@PCTEST.COM.

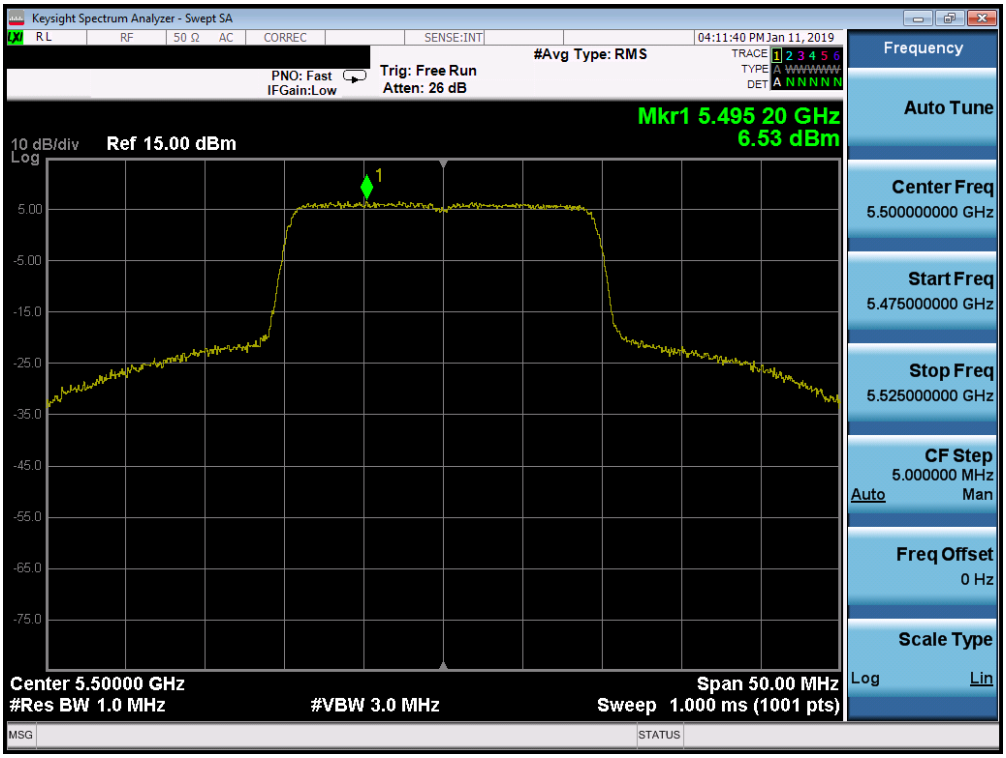

Plot 7-331. Power Spectral Density Plot SISO ANT2 (20MHz BW 802.11ax – 242 Tones (UNII Band 2C) – Ch. 100)

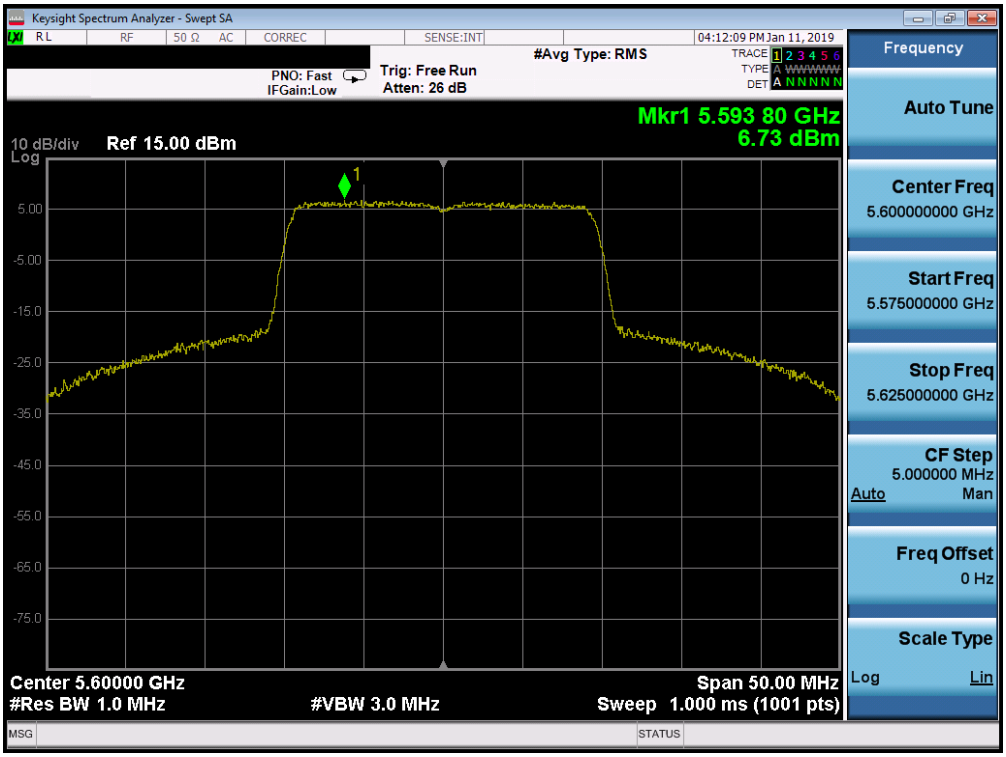

Plot 7-332. Power Spectral Density Plot SISO ANT2 (20MHz BW 802.11ax – 242 Tones (UNII Band 2C) – Ch. 120)

© 2019 PCTEST Engineering Laboratory, Inc. V 8.8 11/19/2018
All rights reserved. Unless otherwise specified, no part of this report may be reproduced or utilized in any part, form or by any means, electronic or mechanical, including photocopying and microfilm, without permission in writing from PCTEST Engineering Laboratory, Inc. If you have any questions about this international copyright or have an enquiry about obtaining additional rights to this report or assembly of contents thereof, please contact INFO@PCTEST.COM.

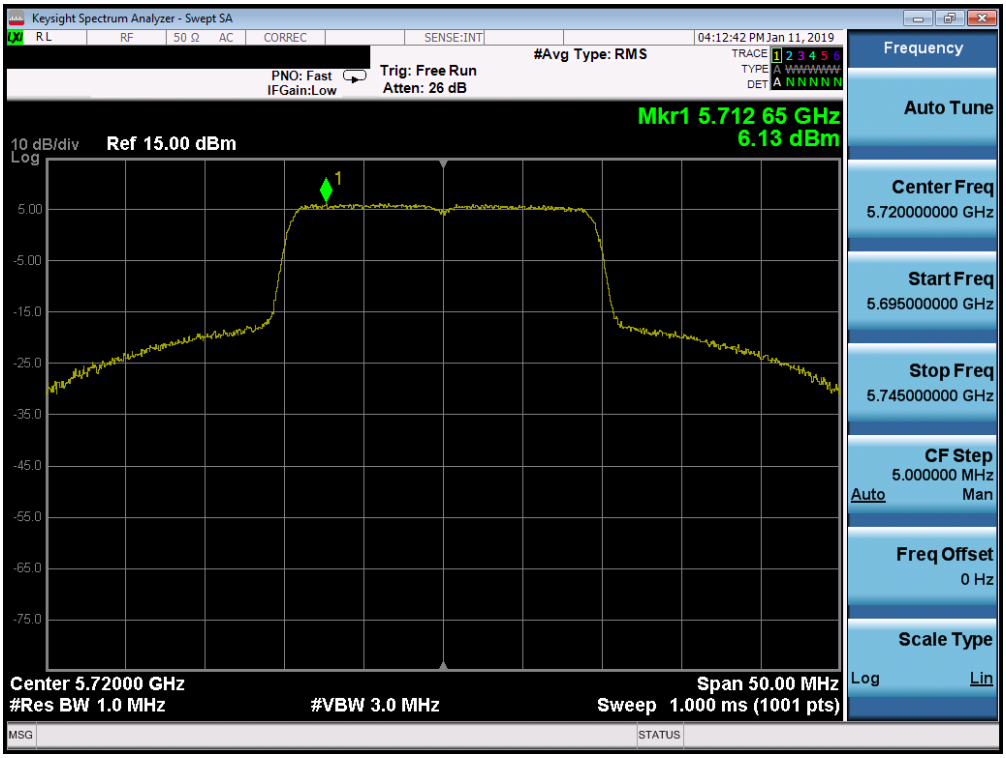

Plot 7-333. Power Spectral Density Plot SISO ANT2 (20MHz BW 802.11ax – 242 Tones (UNII Band 2C) – Ch. 144)

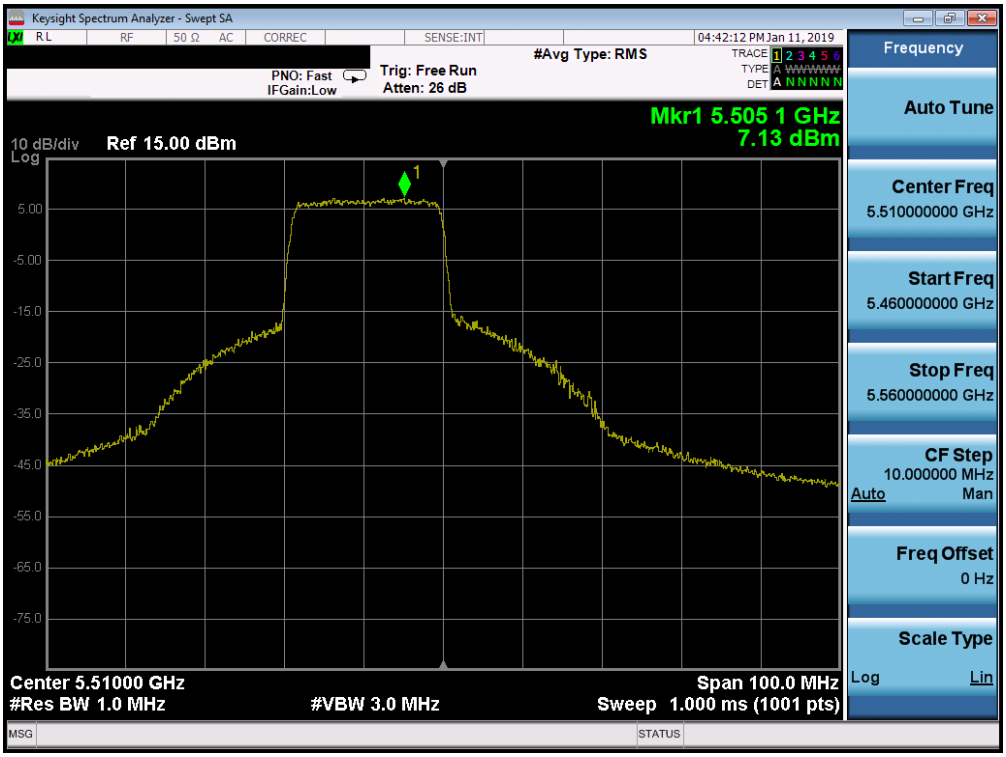

Plot 7-334. Power Spectral Density Plot SISO ANT2 (40MHz BW 802.11ax – 242 Tones (UNII Band 2C) – Ch. 102)

© 2019 PCTEST Engineering Laboratory, Inc. V 8.8 11/19/2018
All rights reserved. Unless otherwise specified, no part of this report may be reproduced or utilized in any part, form or by any means, electronic or mechanical, including photocopying and microfilm, without permission in writing from PCTEST Engineering Laboratory, Inc. If you have any questions about this international copyright or have an enquiry about obtaining additional rights to this report or assembly of contents thereof, please contact INFO@PCTEST.COM.

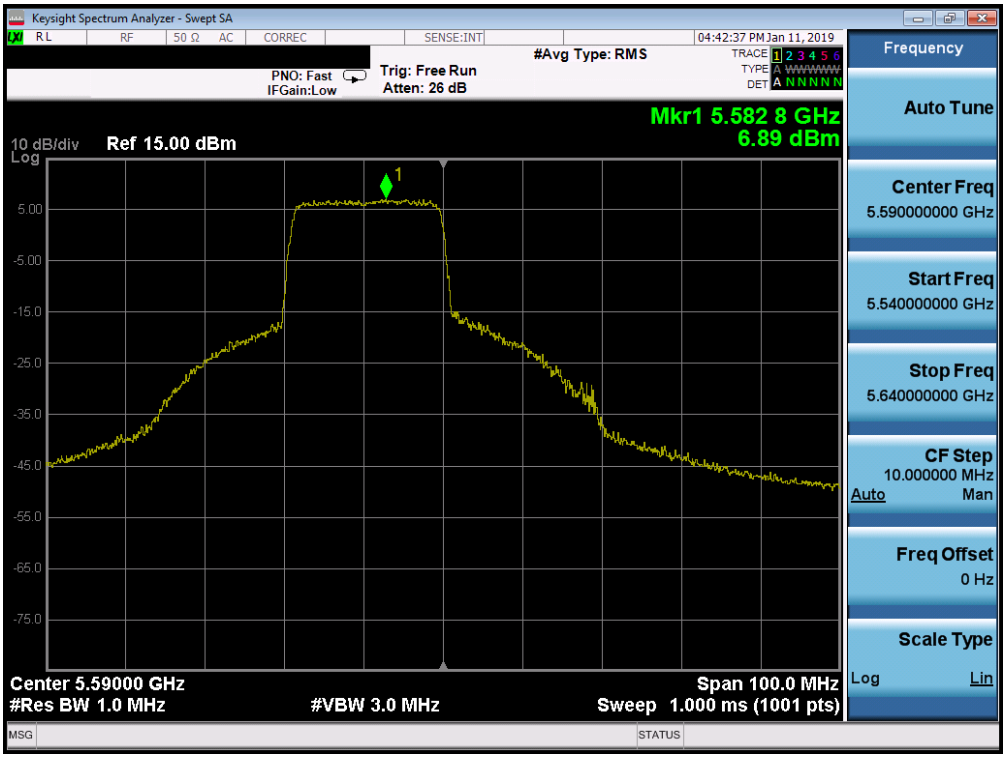

Plot 7-335. Power Spectral Density Plot SISO ANT2 (40MHz BW 802.11ax – 242 Tones (UNII Band 2C) – Ch. 118)

Plot 7-336. Power Spectral Density Plot SISO ANT2 (40MHz BW 802.11ax – 242 Tones (UNII Band 2C) – Ch. 142)

© 2019 PCTEST Engineering Laboratory, Inc. V 8.8 11/19/2018
All rights reserved. Unless otherwise specified, no part of this report may be reproduced or utilized in any part, form or by any means, electronic or mechanical, including photocopying and microfilm, without permission in writing from PCTEST Engineering Laboratory, Inc. If you have any questions about this international copyright or have an enquiry about obtaining additional rights to this report or assembly of contents thereof, please contact INFO@PCTEST.COM.

Plot 7-337. Power Spectral Density Plot SISO ANT2 (80MHz BW 802.11ax – 242 Tones (UNII Band 2C) – Ch. 106)

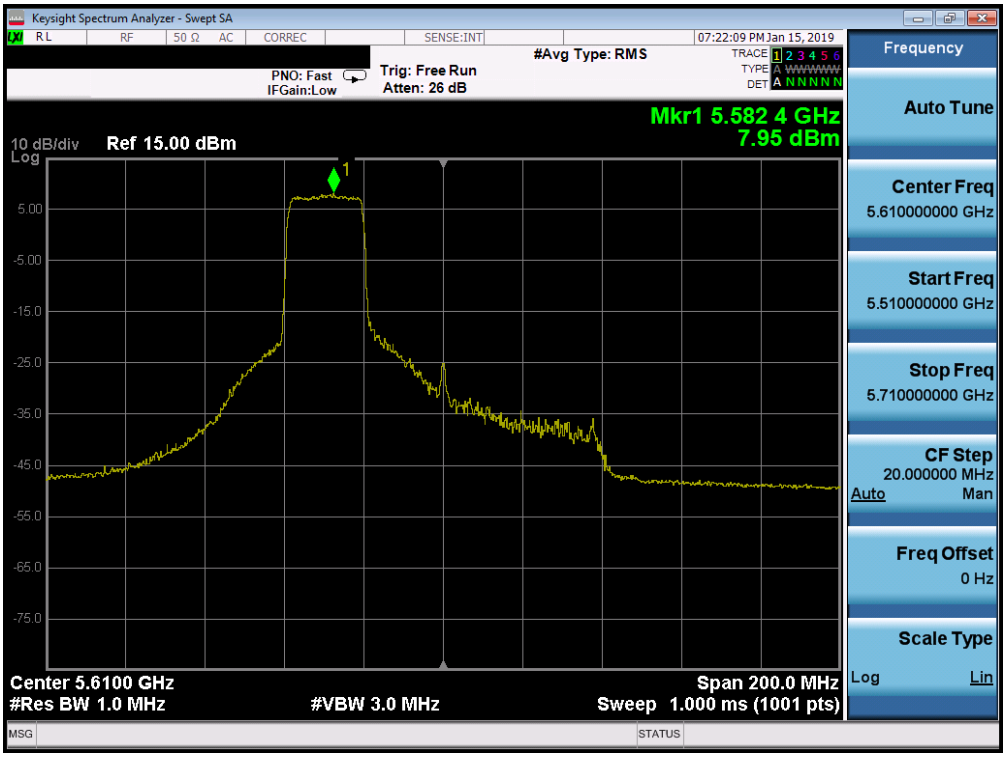

Plot 7-338. Power Spectral Density Plot SISO ANT2 (80MHz BW 802.11ax – 242 Tones (UNII Band 2C) – Ch. 122)

© 2019 PCTEST Engineering Laboratory, Inc. V 8.8 11/19/2018
All rights reserved. Unless otherwise specified, no part of this report may be reproduced or utilized in any part, form or by any means, electronic or mechanical, including photocopying and microfilm, without permission in writing from PCTEST Engineering Laboratory, Inc. If you have any questions about this international copyright or have an enquiry about obtaining additional rights to this report or assembly of contents thereof, please contact INFO@PCTEST.COM.

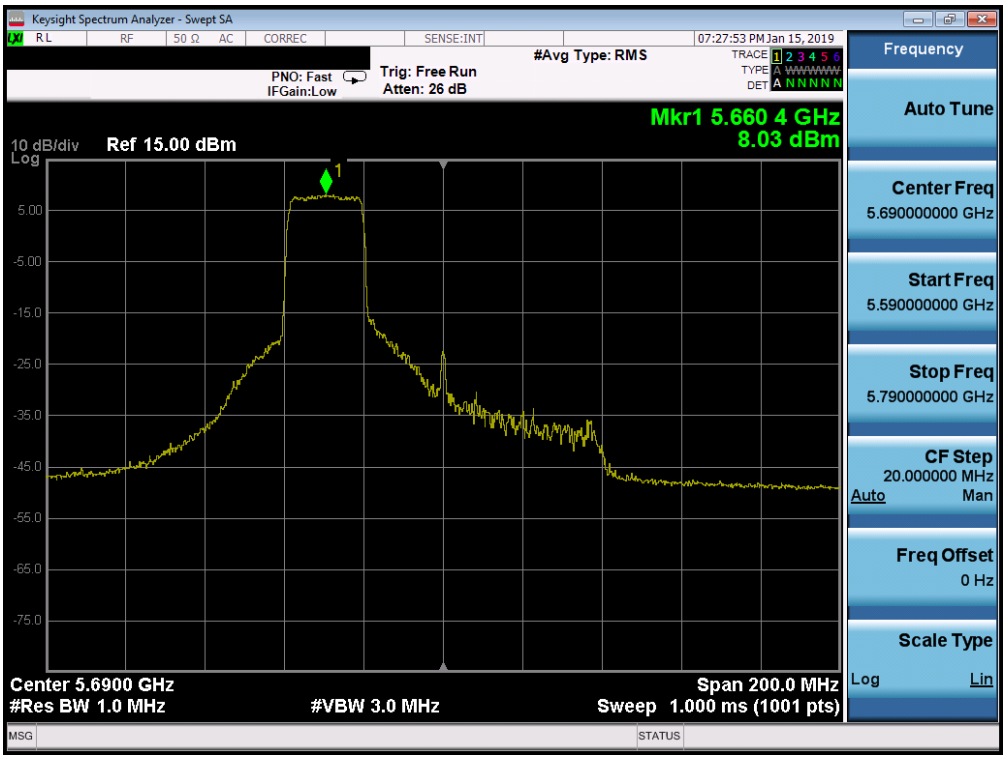

Plot 7-339. Power Spectral Density Plot SISO ANT2 (80MHz BW 802.11ax – 242 Tones (UNII Band 2C) – Ch. 138)

© 2019 PCTEST Engineering Laboratory, Inc. V 8.8 11/19/2018

All rights reserved. Unless otherwise specified, no part of this report may be reproduced or utilized in any part, form or by any means, electronic or mechanical, including photocopying and microfilm, without permission in writing from PCTEST Engineering Laboratory, Inc. If you have any questions about this international copyright or have an enquiry about obtaining additional rights to this report or assembly of contents thereof, please contact INFO@PCTEST.COM.

	Frequency [MHz]	Channel No.	802.11 Mode	Tones	Data Rate [Mbps]	Measured Power Density [dBm]	Max Permissible Power Density [dBm/500kHz]	Margin [dB]
Band 3	5745	149	ax (20MHz)	242T	MCS0	3.54	30.00	-26.46
	5785	157	ax (20MHz)	242T	MCS0	3.67	30.00	-26.33
	5825	165	ax (20MHz)	242T	MCS0	3.19	30.00	-26.81
	5755	151	ax (40MHz)	242T	MCS0	4.28	30.00	-25.72
	5795	159	ax (40MHz)	242T	MCS0	4.75	30.00	-25.25
	5775	155	ax (80MHz)	242T	MCS0	9.33	30.00	-20.67

Table 7-92. Band 3 Conducted Power Spectral Density Measurements SISO ANT2 (242 Tones)

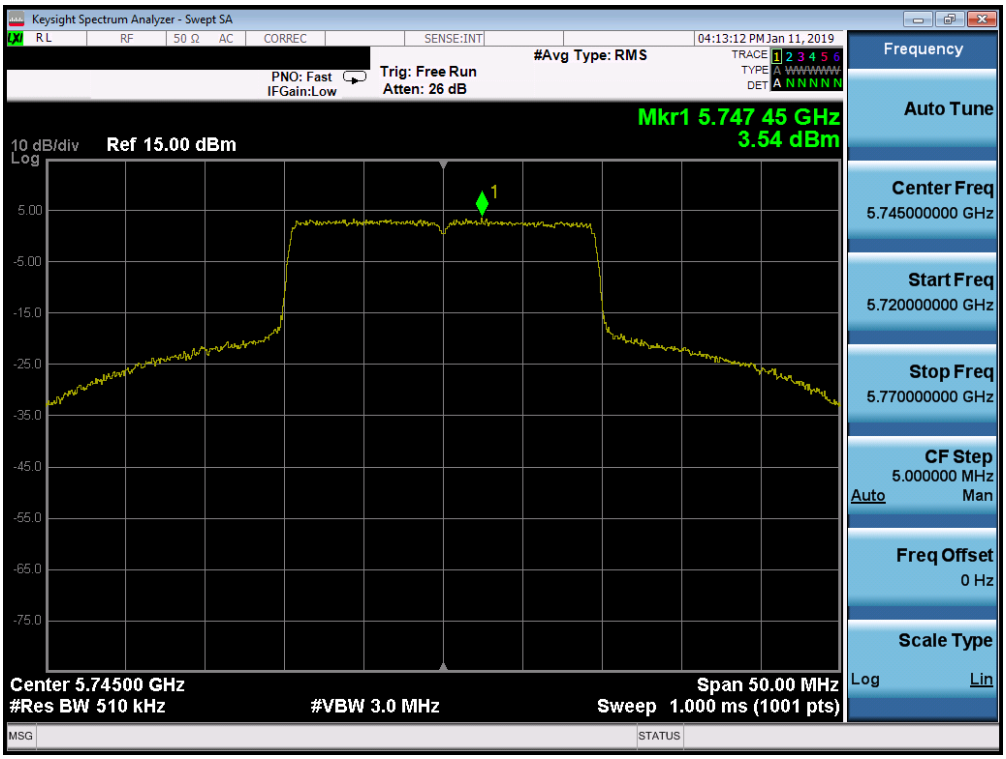

Plot 7-340. Power Spectral Density Plot SISO ANT2 (20MHz BW 802.11ax – 242 Tones (UNII Band 3) – Ch. 149)

© 2019 PCTEST Engineering Laboratory, Inc. V 8.8 11/19/2018
All rights reserved. Unless otherwise specified, no part of this report may be reproduced or utilized in any part, form or by any means, electronic or mechanical, including photocopying and microfilm, without permission in writing from PCTEST Engineering Laboratory, Inc. If you have any questions about this international copyright or have an enquiry about obtaining additional rights to this report or assembly of contents thereof, please contact INFO@PCTEST.COM.

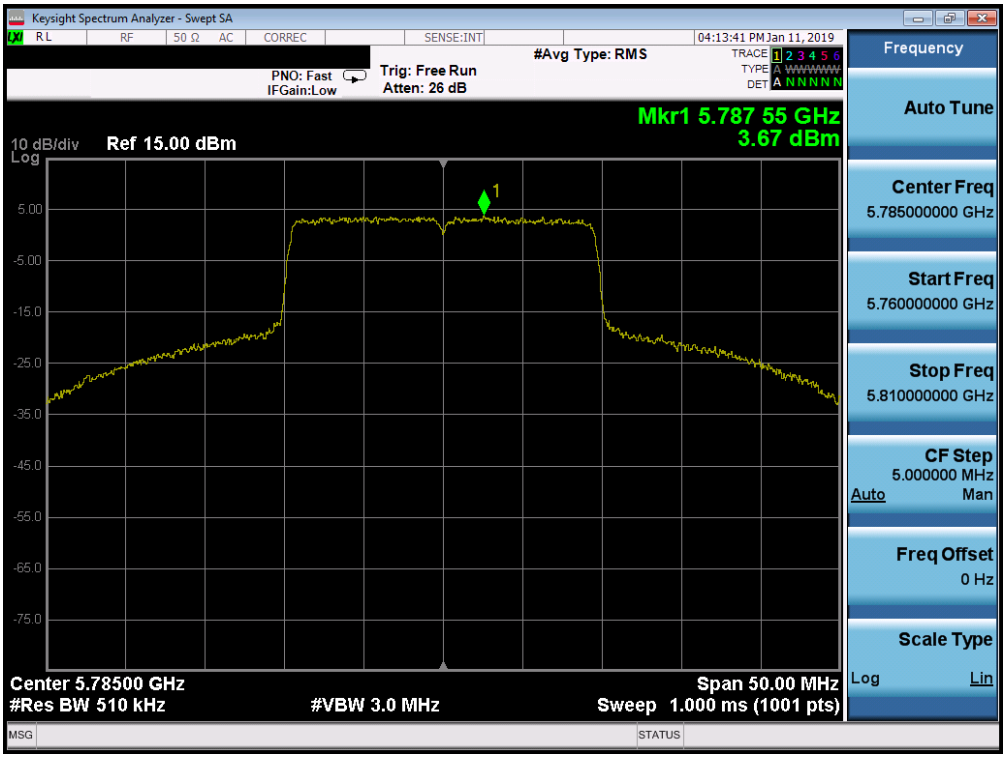

Plot 7-341. Power Spectral Density Plot SISO ANT2 (20MHz BW 802.11ax – 242 Tones (UNII Band 3) – Ch. 157)

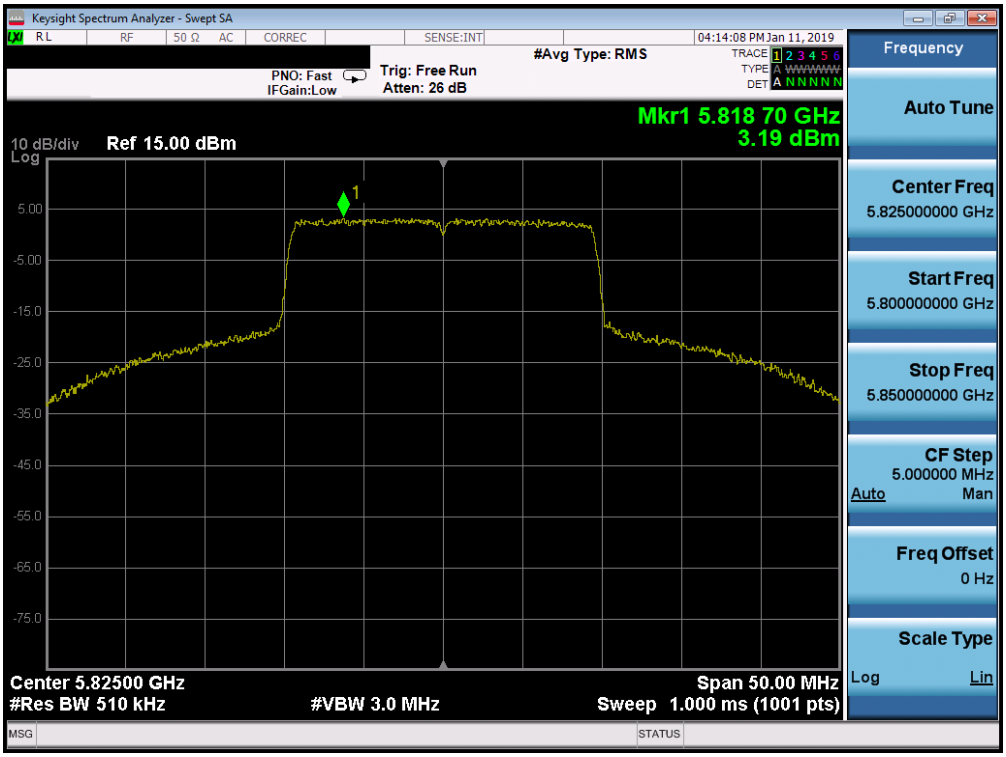

Plot 7-342. Power Spectral Density Plot SISO ANT2 (20MHz BW 802.11ax – 242 Tones (UNII Band 3) – Ch. 165)

© 2019 PCTEST Engineering Laboratory, Inc. V 8.8 11/19/2018
All rights reserved. Unless otherwise specified, no part of this report may be reproduced or utilized in any part, form or by any means, electronic or mechanical, including photocopying and microfilm, without permission in writing from PCTEST Engineering Laboratory, Inc. If you have any questions about this international copyright or have an enquiry about obtaining additional rights to this report or assembly of contents thereof, please contact INFO@PCTEST.COM.

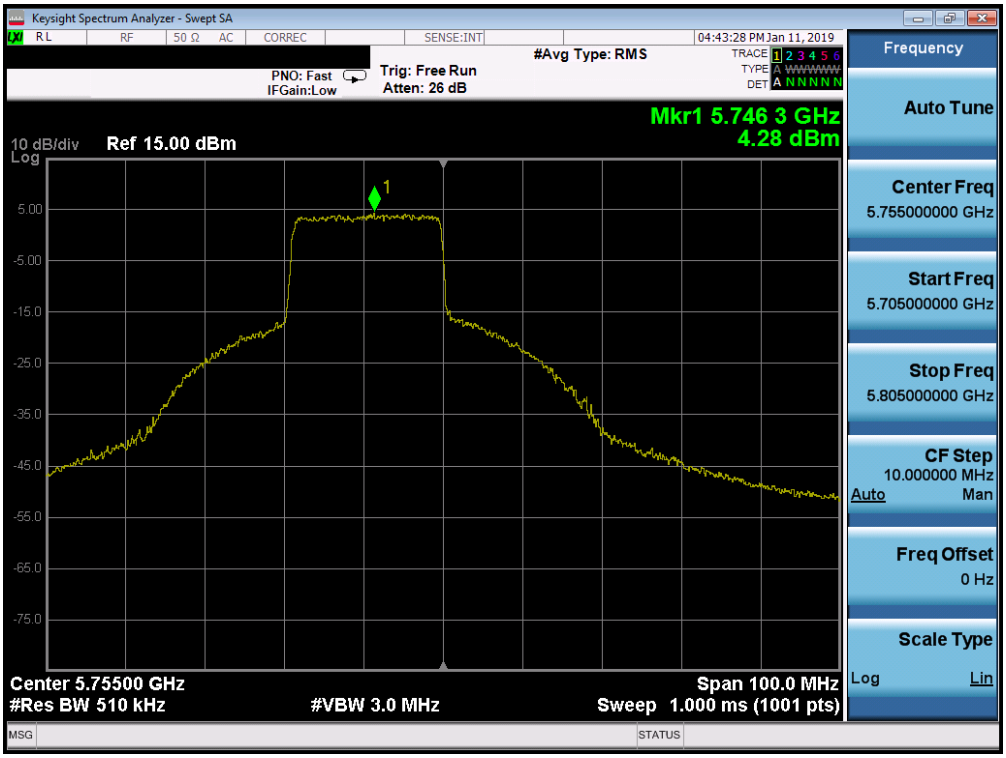

Plot 7-343. Power Spectral Density Plot SISO ANT2 (40MHz BW 802.11ax – 242 Tones (UNII Band 3) – Ch. 151)

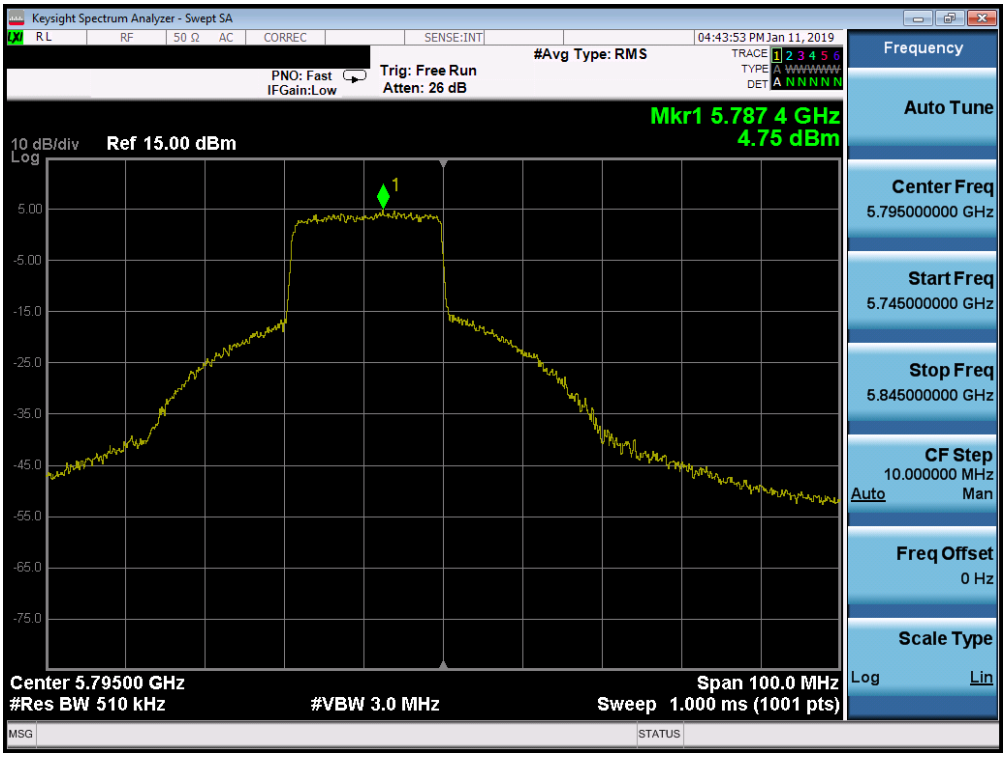

Plot 7-344. Power Spectral Density Plot SISO ANT2 (40MHz BW 802.11ax – 242 Tones (UNII Band 3) – Ch. 159)

© 2019 PCTEST Engineering Laboratory, Inc. V 8.8 11/19/2018
All rights reserved. Unless otherwise specified, no part of this report may be reproduced or utilized in any part, form or by any means, electronic or mechanical, including photocopying and microfilm, without permission in writing from PCTEST Engineering Laboratory, Inc. If you have any questions about this international copyright or have an enquiry about obtaining additional rights to this report or assembly of contents thereof, please contact INFO@PCTEST.COM.

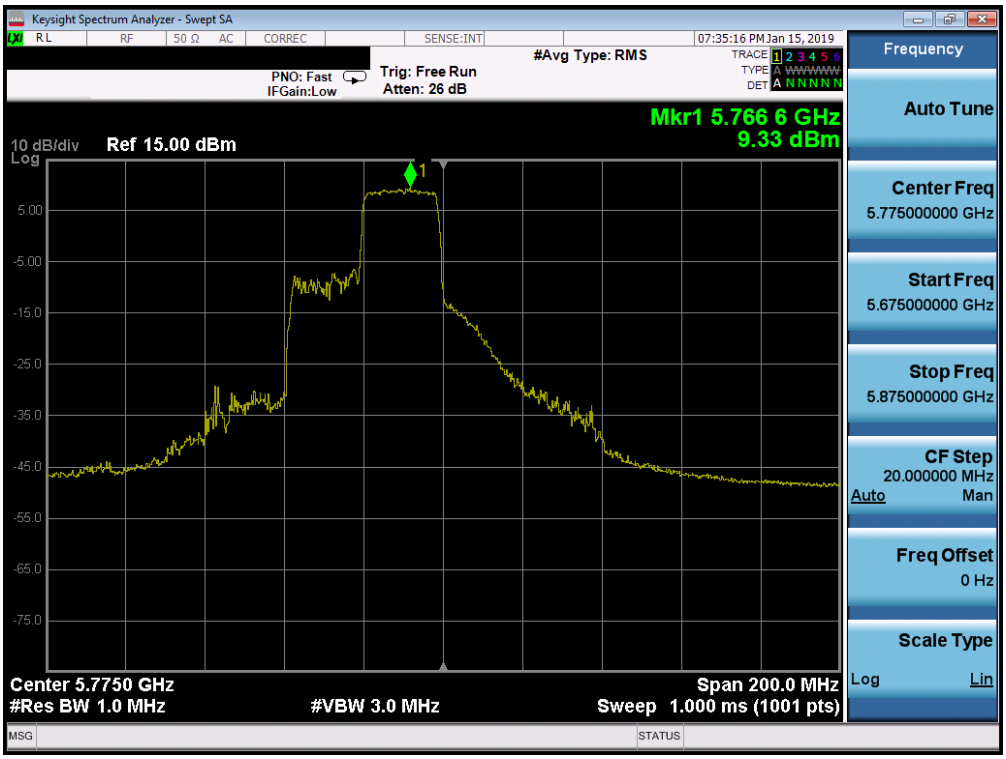

Plot 7-345. Power Spectral Density Plot SISO ANT2 (80MHz BW 802.11ax – 242 Tones (UNII Band 3) – Ch. 155)

© 2019 PCTEST Engineering Laboratory, Inc. V 8.8 11/19/2018

All rights reserved. Unless otherwise specified, no part of this report may be reproduced or utilized in any part, form or by any means, electronic or mechanical, including photocopying and microfilm, without permission in writing from PCTEST Engineering Laboratory, Inc. If you have any questions about this international copyright or have an enquiry about obtaining additional rights to this report or assembly of contents thereof, please contact INFO@PCTEST.COM.

SISO Antenna-2 Power Spectral Density Measurements (484 Tones)

	Frequency [MHz]	Channel No.	802.11 Mode	Tones	Data Rate [Mbps]	Measured Power Density [dBm]	Max Power Density [dBm/MHz]	Margin [dB]
Band 1	5190	38	ax (40MHz)	484T	MCS0	2.42	11.00	-8.58
	5230	46	ax (40MHz)	484T	MCS0	2.52	11.00	-8.48
	5210	42	ax (80MHz)	484T	MCS0	-0.40	11.00	-11.40
Band 2A	5270	54	ax (40MHz)	484T	MCS0	2.52	11.00	-8.48
	5310	62	ax (40MHz)	484T	MCS0	2.84	11.00	-8.16
	5290	58	ax (80MHz)	484T	MCS0	0.00	11.00	-11.00
Band 2C	5510	102	ax (40MHz)	484T	MCS0	3.16	11.00	-7.84
	5590	118	ax (40MHz)	484T	MCS0	2.81	11.00	-8.19
	5710	142	ax (40MHz)	484T	MCS0	2.75	11.00	-8.25
	5530	106	ax (80MHz)	484T	MCS0	-0.30	11.00	-11.30
	5610	122	ax (80MHz)	484T	MCS0	5.01	11.00	-5.99
	5690	138	ax (80MHz)	484T	MCS0	6.04	11.00	-4.96

Table 7-93. Bands 1, 2A, 2C Conducted Power Spectral Density Measurements SISO ANT2 (484 Tones)

	Frequency [MHz]	Channel No.	802.11 Mode	Tones	Data Rate [Mbps]	Measured Power Density [dBm]	Antenna Gain [dBi]	e.i.r.p. Power Density [dBm/MHz]	ISED Max e.i.r.p. Power Density [dBm/MHz]	Margin [dB]
Band 1	5190	38	ax (40MHz)	484T	MCS0	2.42	-7.57	-5.15	10.0	-15.15
	5230	46	ax (40MHz)	484T	MCS0	2.52	-8.01	-5.49	10.0	-15.49
	5210	42	ax (80MHz)	484T	MCS0	-0.40	-7.57	-7.97	10.0	-17.97

Table 7-94. Bands 1 e.r.i.p Conducted Power Spectral Density Measurements (ISED 484 Tones)

© 2019 PCTEST Engineering Laboratory, Inc. V 8.8 11/19/2018

All rights reserved. Unless otherwise specified, no part of this report may be reproduced or utilized in any part, form or by any means, electronic or mechanical, including photocopying and microfilm, without permission in writing from PCTEST Engineering Laboratory, Inc. If you have any questions about this international copyright or have an enquiry about obtaining additional rights to this report or assembly of contents thereof, please contact INFO@PCTEST.COM.

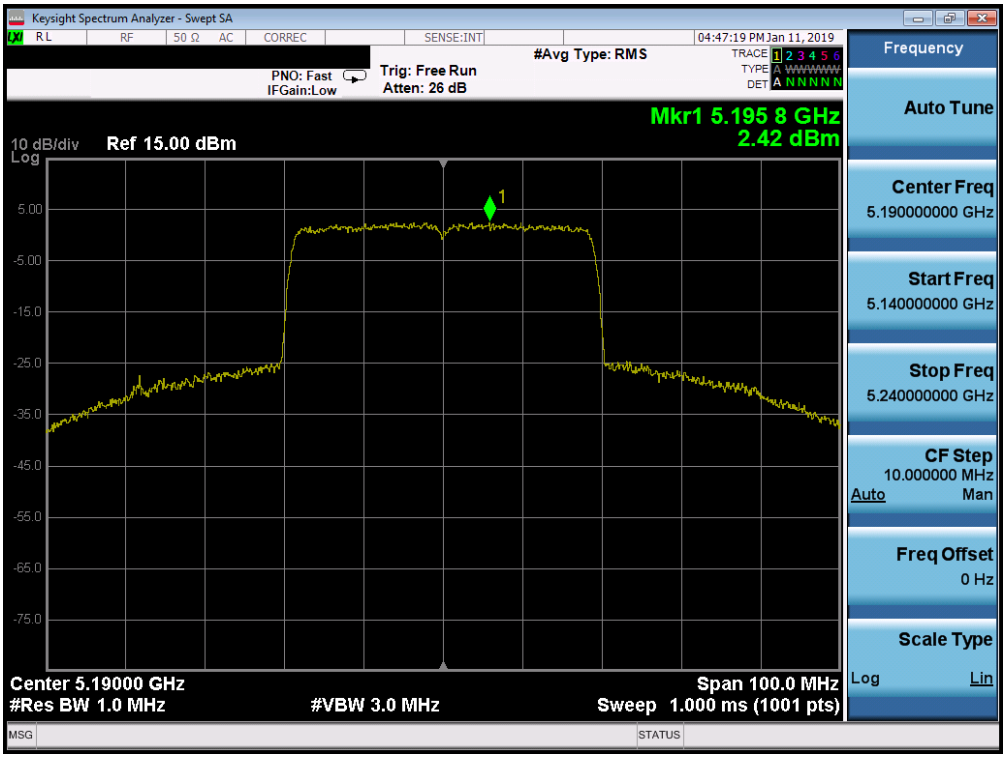

Plot 7-346. Power Spectral Density Plot SISO ANT2 (40MHz BW 802.11ax – 484 Tones (UNII Band 1) – Ch. 38)

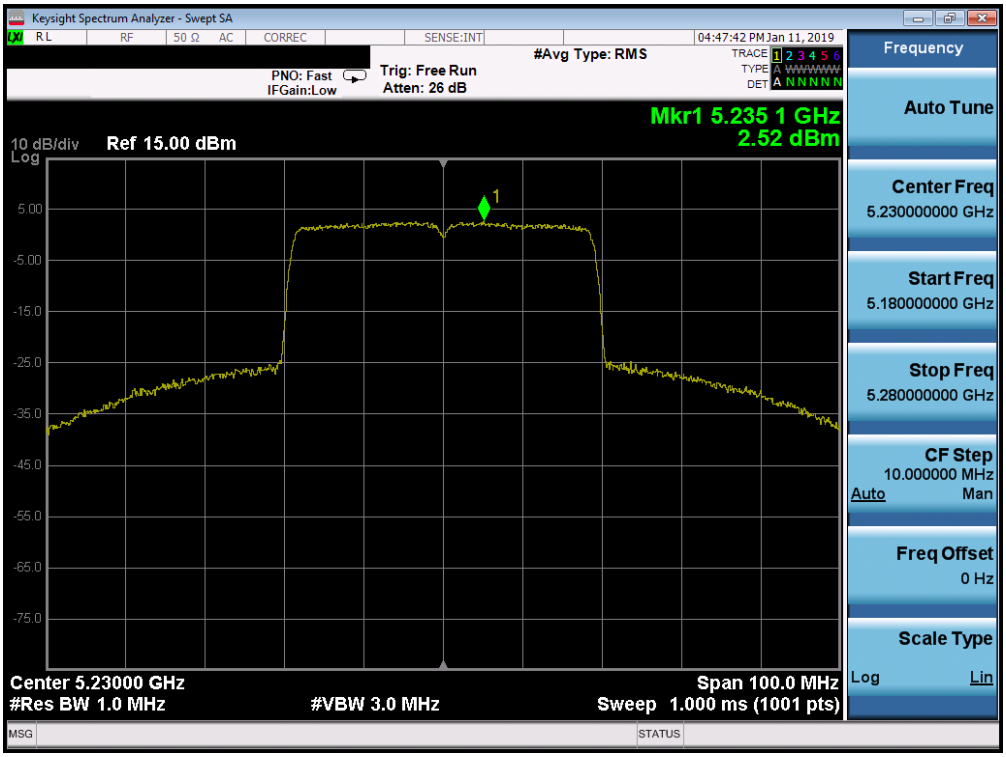

Plot 7-347. Power Spectral Density Plot SISO ANT2 (40MHz BW 802.11ax – 484 Tones (UNII Band 1) – Ch. 46)

© 2019 PCTEST Engineering Laboratory, Inc. V 8.8 11/19/2018
All rights reserved. Unless otherwise specified, no part of this report may be reproduced or utilized in any part, form or by any means, electronic or mechanical, including photocopying and microfilm, without permission in writing from PCTEST Engineering Laboratory, Inc. If you have any questions about this international copyright or have an enquiry about obtaining additional rights to this report or assembly of contents thereof, please contact INFO@PCTEST.COM.

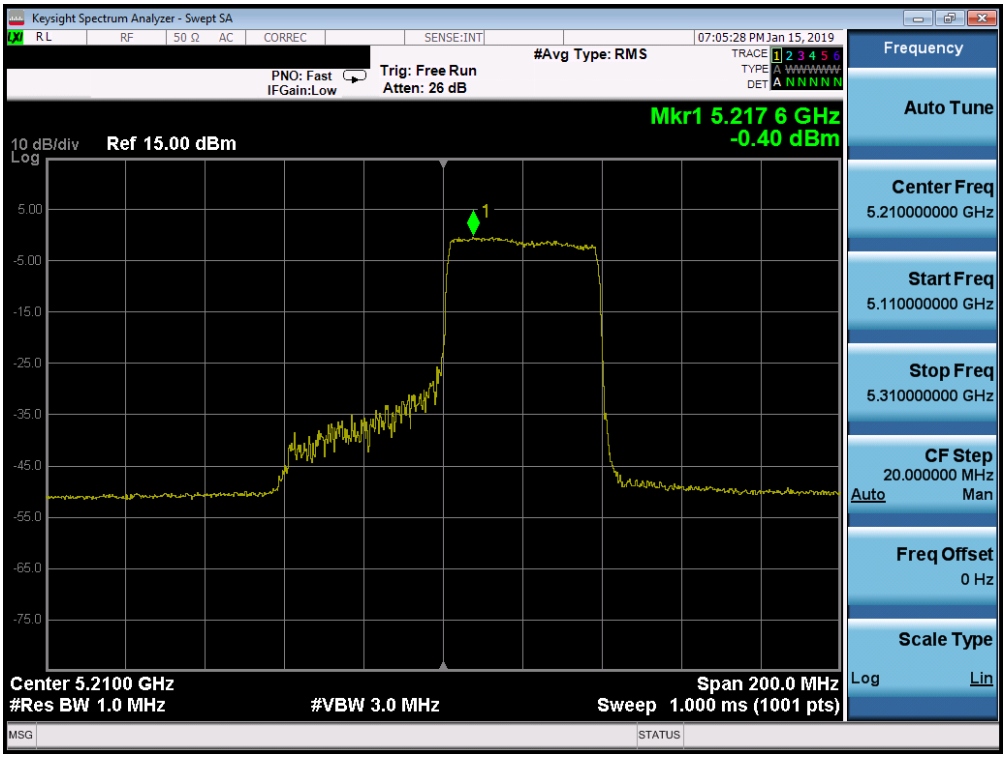

Plot 7-348. Power Spectral Density Plot SISO ANT2 (80MHz BW 802.11ax – 484 Tones (UNII Band 1) – Ch. 42)

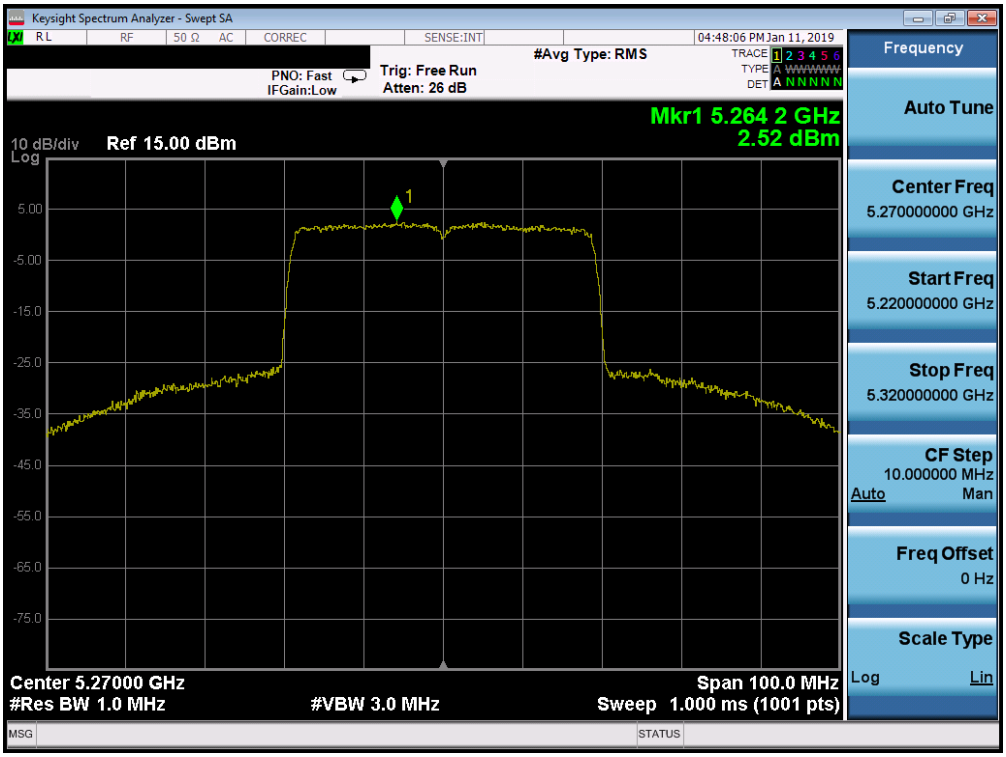

Plot 7-349. Power Spectral Density Plot SISO ANT2 (40MHz BW 802.11ax – 484 Tones (UNII Band 2A) – Ch. 54)

© 2019 PCTEST Engineering Laboratory, Inc. V 8.8 11/19/2018
All rights reserved. Unless otherwise specified, no part of this report may be reproduced or utilized in any part, form or by any means, electronic or mechanical, including photocopying and microfilm, without permission in writing from PCTEST Engineering Laboratory, Inc. If you have any questions about this international copyright or have an enquiry about obtaining additional rights to this report or assembly of contents thereof, please contact INFO@PCTEST.COM.

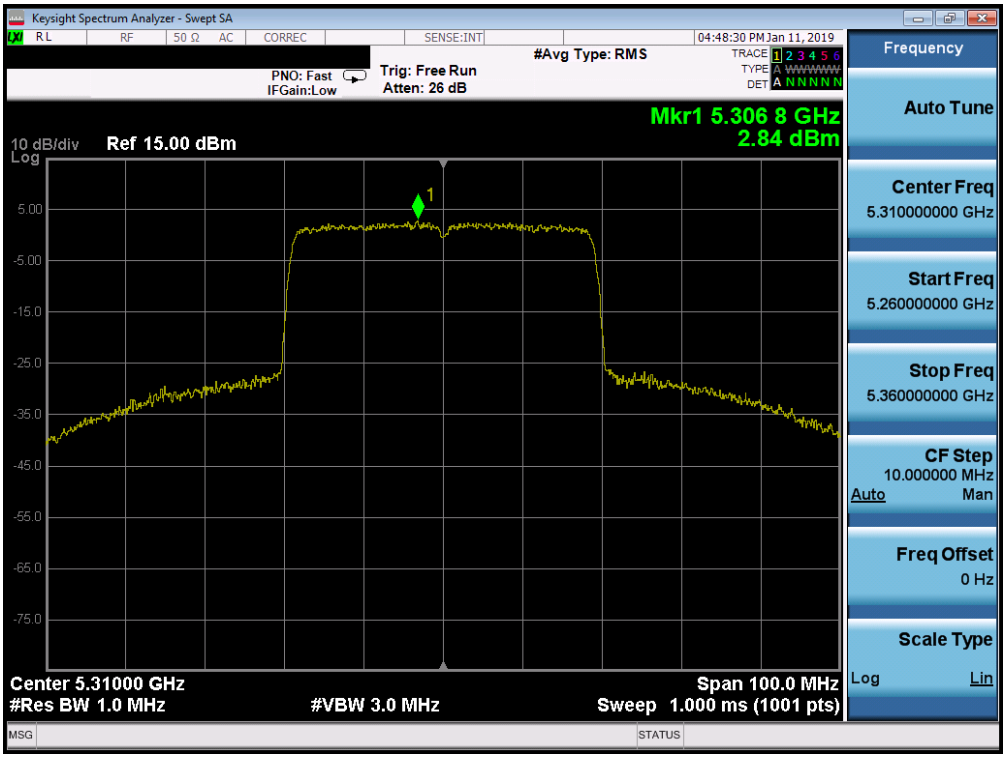

Plot 7-350. Power Spectral Density Plot SISO ANT2 (40MHz BW 802.11ax – 484 Tones (UNII Band 2A) – Ch. 62)

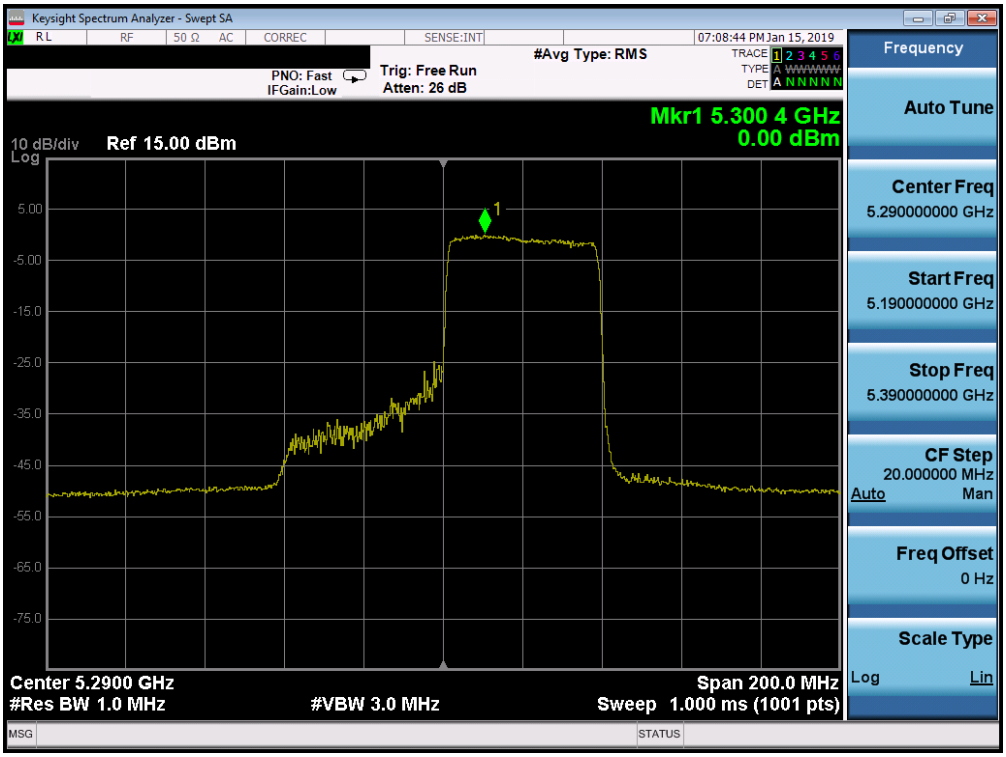

Plot 7-351. Power Spectral Density Plot SISO ANT2 (80MHz BW 802.11ax – 484 Tones (UNII Band 2A) – Ch. 58)

© 2019 PCTEST Engineering Laboratory, Inc. V 8.8 11/19/2018
All rights reserved. Unless otherwise specified, no part of this report may be reproduced or utilized in any part, form or by any means, electronic or mechanical, including photocopying and microfilm, without permission in writing from PCTEST Engineering Laboratory, Inc. If you have any questions about this international copyright or have an enquiry about obtaining additional rights to this report or assembly of contents thereof, please contact INFO@PCTEST.COM.

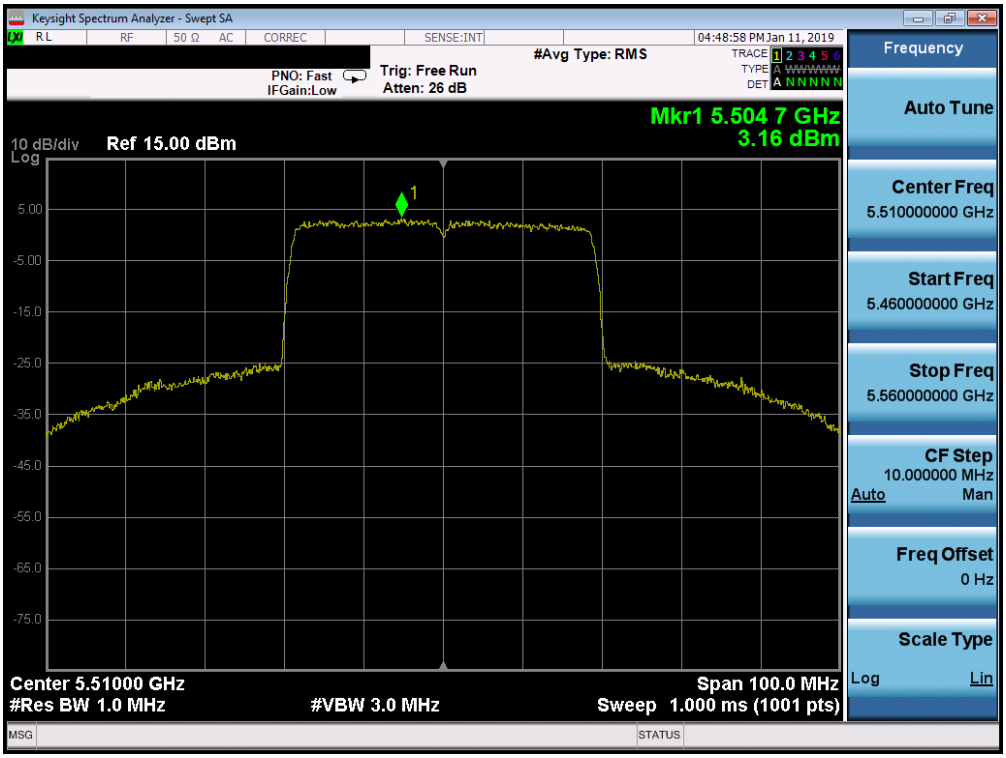

Plot 7-352. Power Spectral Density Plot SISO ANT2 (40MHz BW 802.11ax – 484 Tones (UNII Band 2C) – Ch. 102)

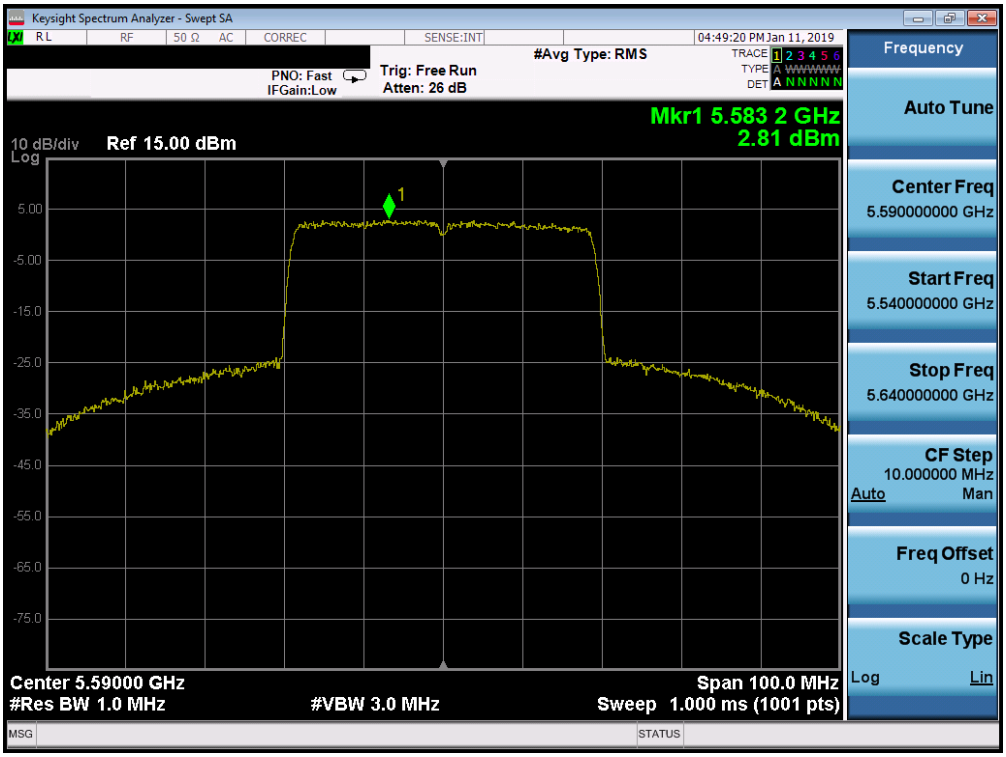

Plot 7-353. Power Spectral Density Plot SISO ANT2 (40MHz BW 802.11ax – 484 Tones (UNII Band 2C) – Ch. 118)

© 2019 PCTEST Engineering Laboratory, Inc. V 8.8 11/19/2018
All rights reserved. Unless otherwise specified, no part of this report may be reproduced or utilized in any part, form or by any means, electronic or mechanical, including photocopying and microfilm, without permission in writing from PCTEST Engineering Laboratory, Inc. If you have any questions about this international copyright or have an enquiry about obtaining additional rights to this report or assembly of contents thereof, please contact INFO@PCTEST.COM.

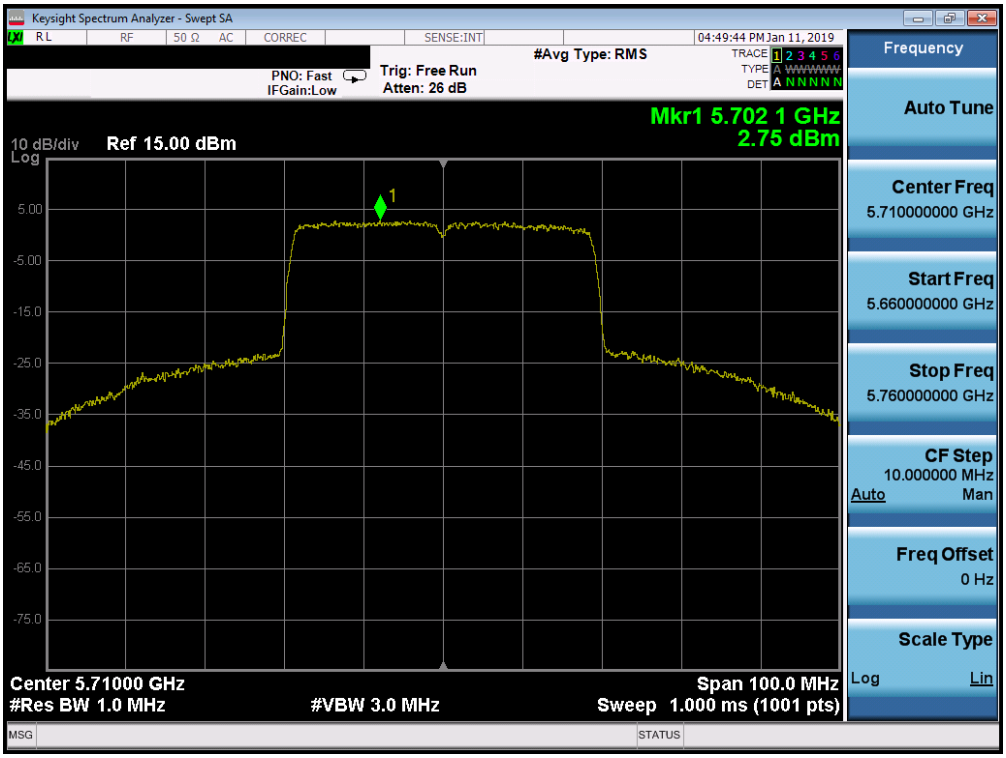

Plot 7-354. Power Spectral Density Plot SISO ANT2 (40MHz BW 802.11ax – 484 Tones (UNII Band 2C) – Ch. 142)

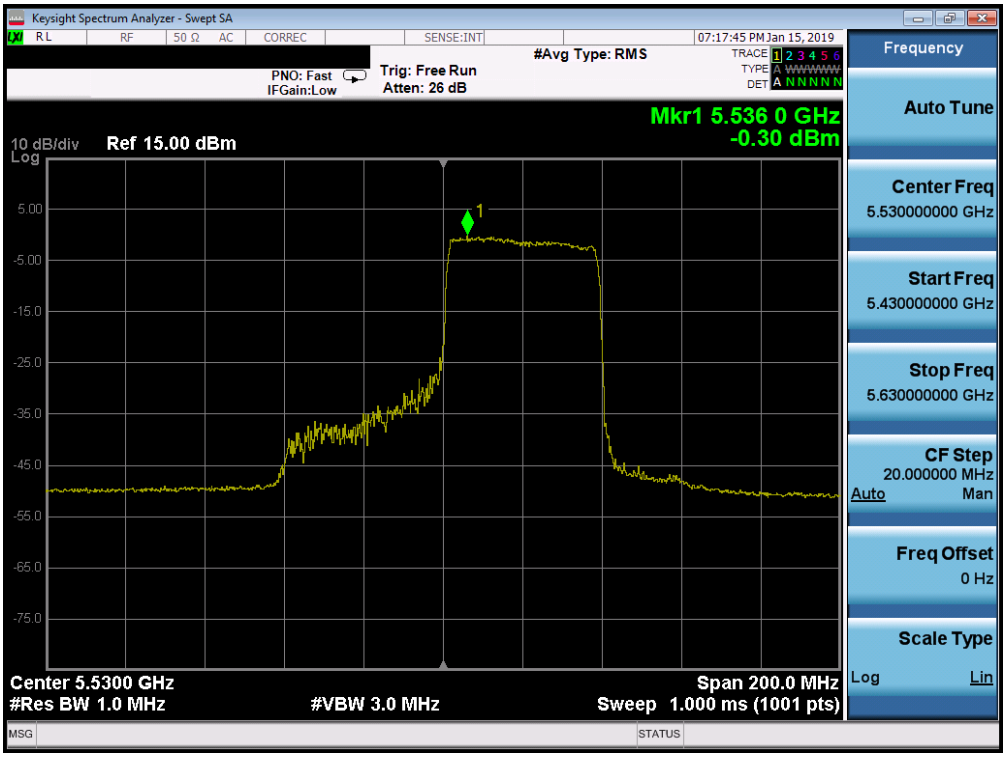

Plot 7-355. Power Spectral Density Plot SISO ANT2 (80MHz BW 802.11ax – 484 Tones (UNII Band 2C) – Ch. 106)

© 2019 PCTEST Engineering Laboratory, Inc. V 8.8 11/19/2018
All rights reserved. Unless otherwise specified, no part of this report may be reproduced or utilized in any part, form or by any means, electronic or mechanical, including photocopying and microfilm, without permission in writing from PCTEST Engineering Laboratory, Inc. If you have any questions about this international copyright or have an enquiry about obtaining additional rights to this report or assembly of contents thereof, please contact INFO@PCTEST.COM.

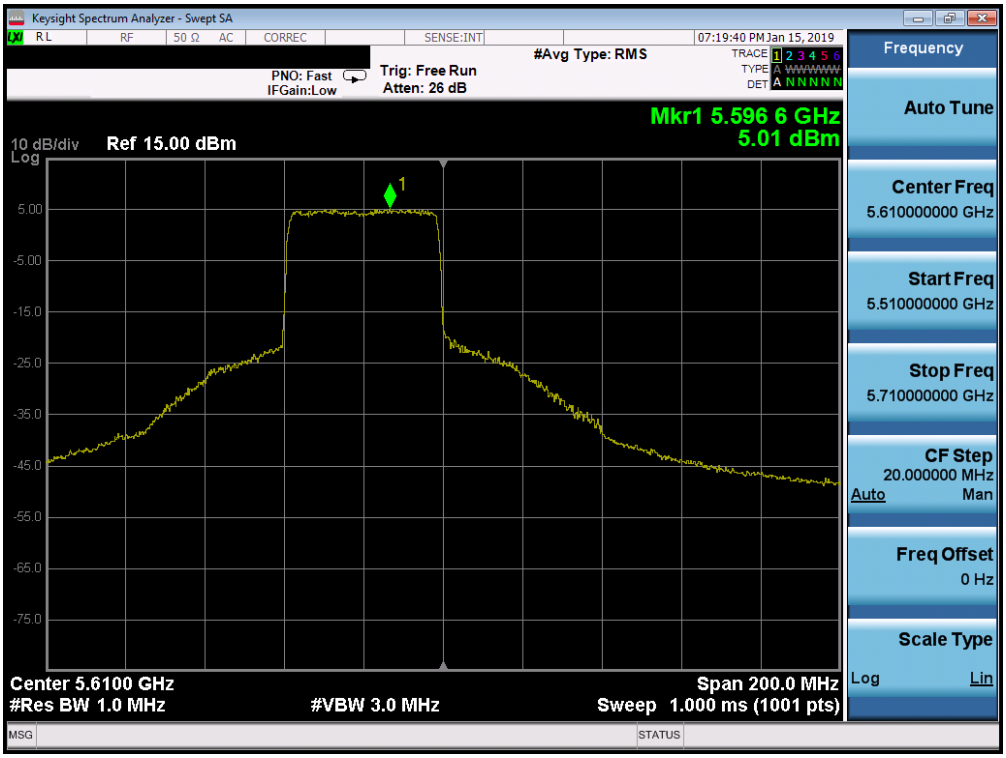

Plot 7-356. Power Spectral Density Plot SISO ANT2 (80MHz BW 802.11ax – 484 Tones (UNII Band 2C) – Ch. 122)

Plot 7-357. Power Spectral Density Plot SISO ANT2 (80MHz BW 802.11ax – 484 Tones (UNII Band 2C) – Ch. 138)

© 2019 PCTEST Engineering Laboratory, Inc. V 8.8 11/19/2018
All rights reserved. Unless otherwise specified, no part of this report may be reproduced or utilized in any part, form or by any means, electronic or mechanical, including photocopying and microfilm, without permission in writing from PCTEST Engineering Laboratory, Inc. If you have any questions about this international copyright or have an enquiry about obtaining additional rights to this report or assembly of contents thereof, please contact INFO@PCTEST.COM.

	Frequency [MHz]	Channel No.	802.11 Mode	Tones	Data Rate [Mbps]	Measured Power Density [dBm]	Max Permissible Power Density [dBm/500kHz]	Margin [dB]
Band 3	5755	151	ax (40MHz)	484T	MCS0	0.36	30.00	-29.64
	5795	159	ax (40MHz)	484T	MCS0	0.64	30.00	-29.36
	5775	155	ax (80MHz)	484T	MCS0	6.20	30.00	-23.80

Table 7-95. Band 3 Conducted Power Spectral Density Measurements SISO ANT2 (484 Tones)

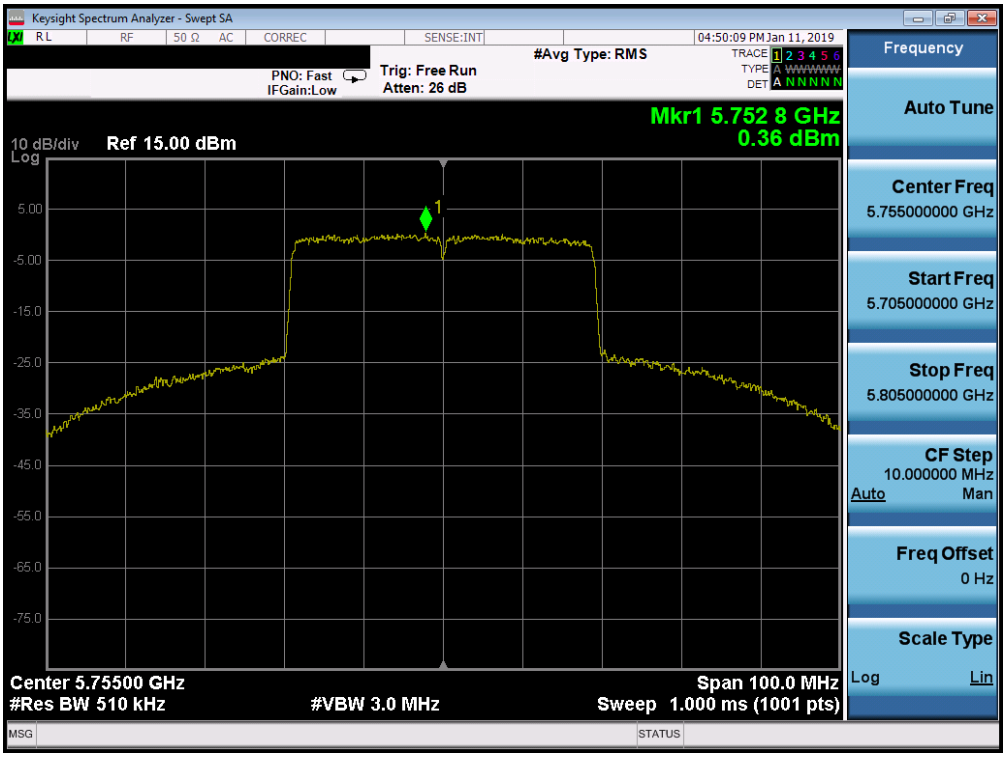

Plot 7-358. Power Spectral Density Plot SISO ANT2 (40MHz BW 802.11ax – 484 Tones (UNII Band 3) – Ch. 151)

© 2019 PCTEST Engineering Laboratory, Inc. V 8.8 11/19/2018
All rights reserved. Unless otherwise specified, no part of this report may be reproduced or utilized in any part, form or by any means, electronic or mechanical, including photocopying and microfilm, without permission in writing from PCTEST Engineering Laboratory, Inc. If you have any questions about this international copyright or have an enquiry about obtaining additional rights to this report or assembly of contents thereof, please contact INFO@PCTEST.COM.

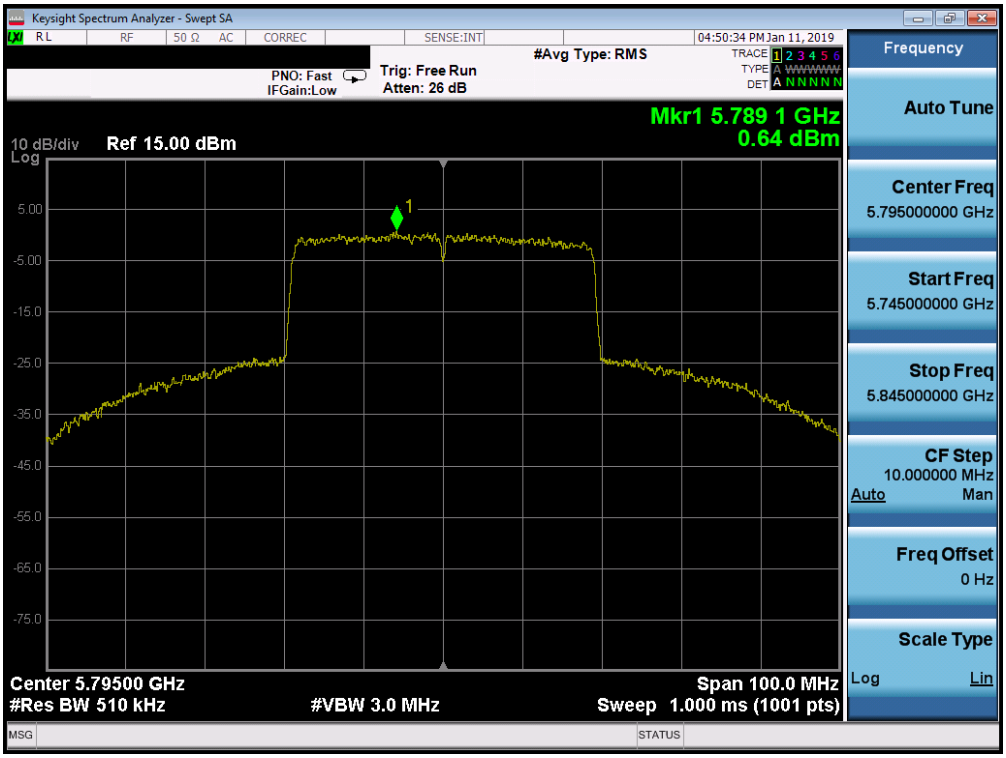

Plot 7-359. Power Spectral Density Plot SISO ANT2 (40MHz BW 802.11ax – 484 Tones (UNII Band 3) – Ch. 159)

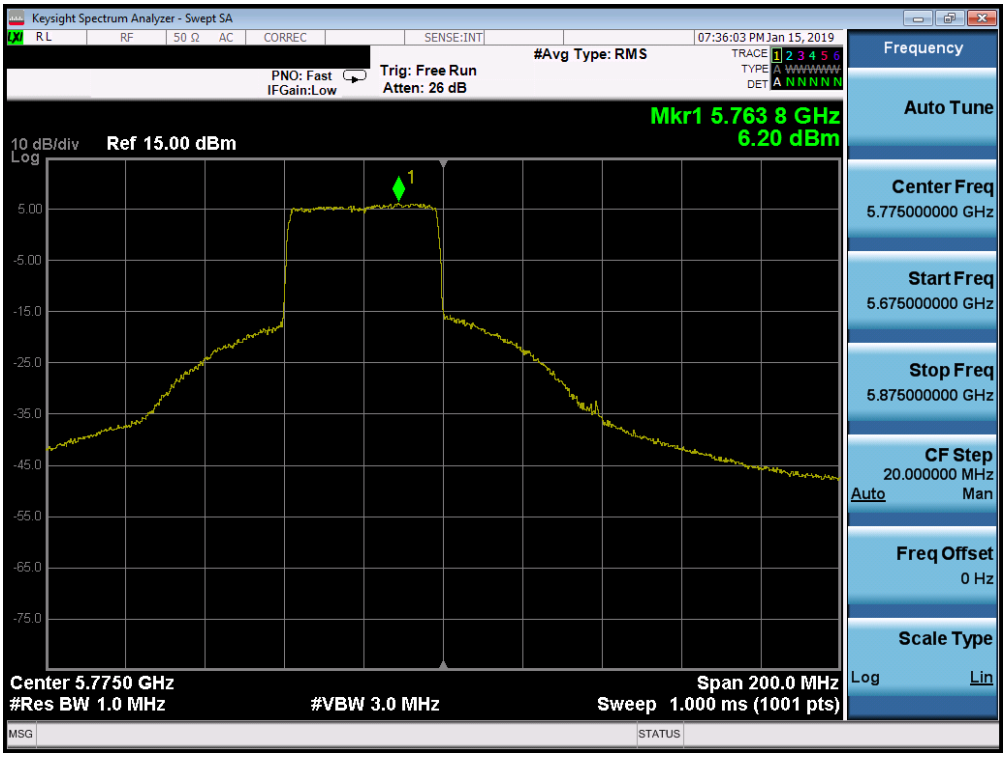

Plot 7-360. Power Spectral Density Plot SISO ANT2 (80MHz BW 802.11ax – 484 Tones (UNII Band 3) – Ch. 155)

© 2019 PCTEST Engineering Laboratory, Inc. V 8.8 11/19/2018
All rights reserved. Unless otherwise specified, no part of this report may be reproduced or utilized in any part, form or by any means, electronic or mechanical, including photocopying and microfilm, without permission in writing from PCTEST Engineering Laboratory, Inc. If you have any questions about this international copyright or have an enquiry about obtaining additional rights to this report or assembly of contents thereof, please contact INFO@PCTEST.COM.

SISO Antenna-2 Power Spectral Density Measurements (996 Tones)

	Frequency [MHz]	Channel No.	802.11 Mode	Tones	Data Rate [Mbps]	Measured Power Density [dBm]	Max Power Density [dBm/MHz]	Margin [dB]
Band 1	5210	42	ax (80MHz)	996T	MCS0	-3.34	11.00	-14.34
Band 2A	5290	58	ax (80MHz)	996T	MCS0	-3.25	11.00	-14.25
Band 2C	5530	106	ax (80MHz)	996T	MCS0	-3.94	11.00	-14.94
	5610	122	ax (80MHz)	996T	MCS0	2.26	11.00	-8.74
	5690	138	ax (80MHz)	996T	MCS0	2.77	11.00	-8.23

Table 7-96. Bands 1, 2A, 2C Conducted Power Spectral Density Measurements SISO ANT2 (996 Tones)

	Frequency [MHz]	Channel No.	802.11 Mode	Tones	Data Rate [Mbps]	Measured Power Density [dBm]	Antenna Gain [dBi]	e.i.r.p. Power Density [dBm/MHz]	ISED Max e.i.r.p. Power Density [dBm/MHz]	Margin [dB]
Band 1	5210	42	ax (80MHz)	996T	MCS0	-3.34	-7.57	-10.91	10.0	-20.91

Table 7-97. Bands 1 e.r.i.p Conducted Power Spectral Density Measurements (ISED 996 Tones)

© 2019 PCTEST Engineering Laboratory, Inc. V 8.8 11/19/2018

All rights reserved. Unless otherwise specified, no part of this report may be reproduced or utilized in any part, form or by any means, electronic or mechanical, including photocopying and microfilm, without permission in writing from PCTEST Engineering Laboratory, Inc. If you have any questions about this international copyright or have an enquiry about obtaining additional rights to this report or assembly of contents thereof, please contact INFO@PCTEST.COM.

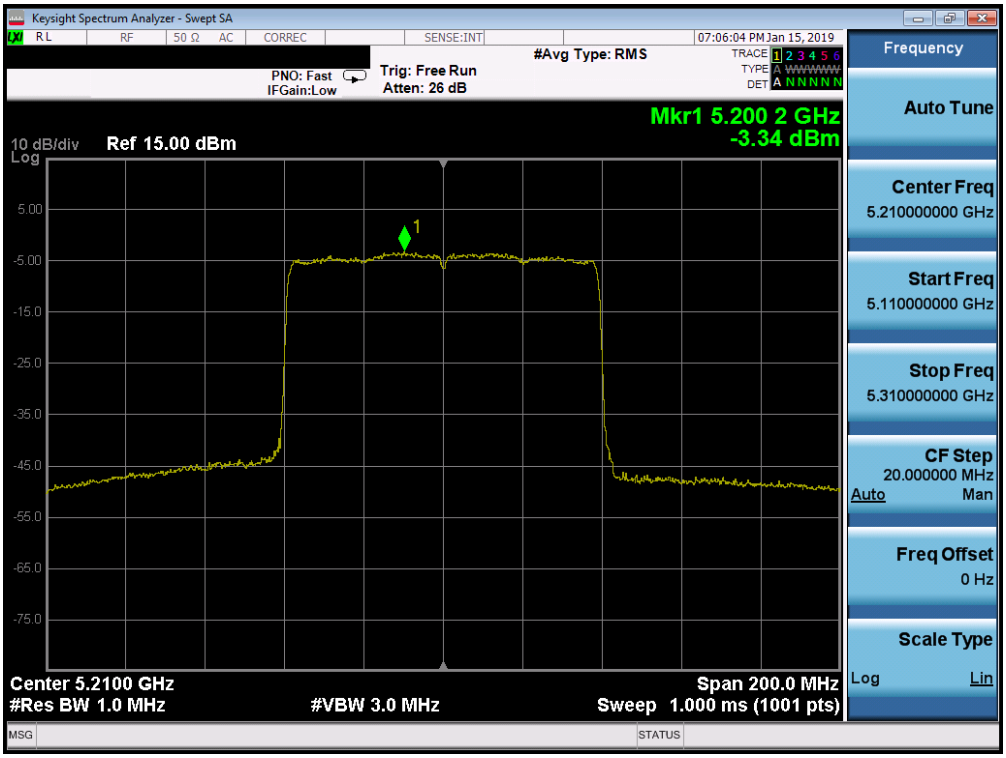

Plot 7-361. Power Spectral Density Plot SISO ANT2 (80MHz BW 802.11ax – 996 Tones (UNII Band 1) – Ch. 42)

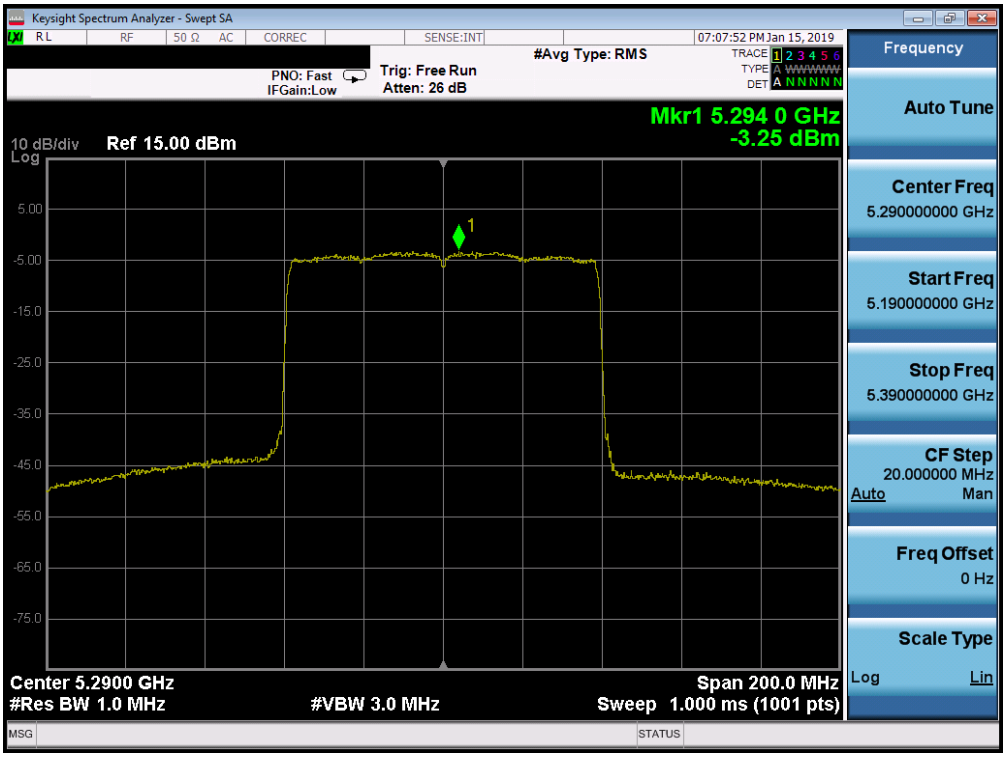

Plot 7-362. Power Spectral Density Plot SISO ANT2 (80MHz BW 802.11ax – 996 Tones (UNII Band 2A) – Ch. 58)

© 2019 PCTEST Engineering Laboratory, Inc. V 8.8 11/19/2018
All rights reserved. Unless otherwise specified, no part of this report may be reproduced or utilized in any part, form or by any means, electronic or mechanical, including photocopying and microfilm, without permission in writing from PCTEST Engineering Laboratory, Inc. If you have any questions about this international copyright or have an enquiry about obtaining additional rights to this report or assembly of contents thereof, please contact INFO@PCTEST.COM.

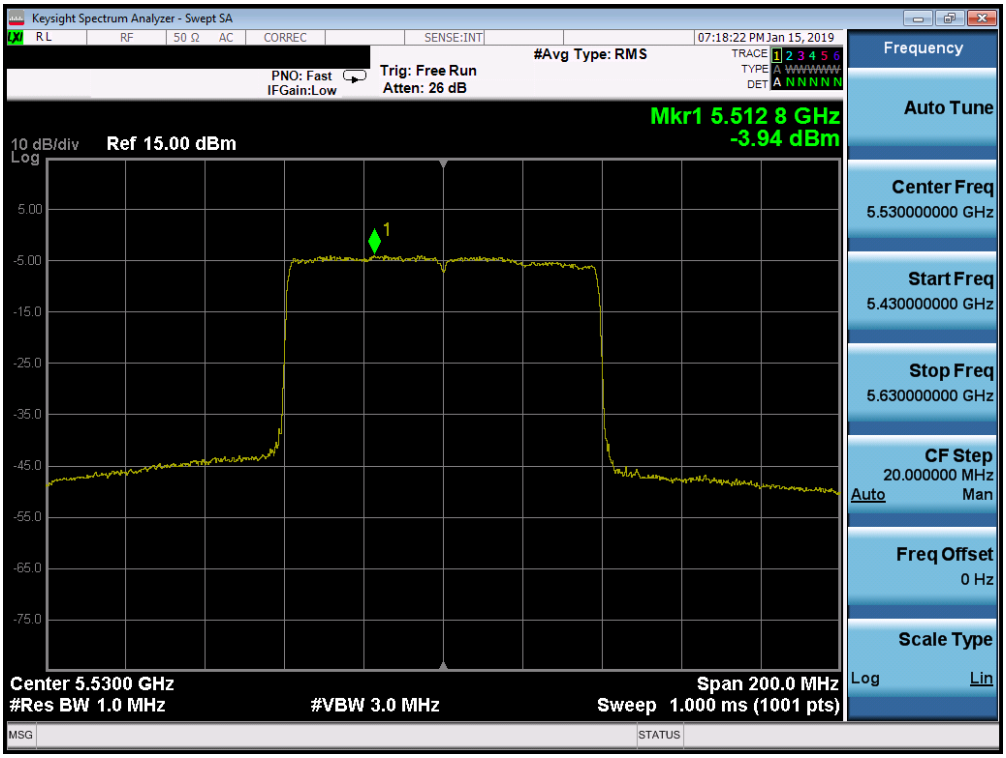

Plot 7-363. Power Spectral Density Plot SISO ANT2 (80MHz BW 802.11ax – 996 Tones (UNII Band 2C) – Ch. 106)

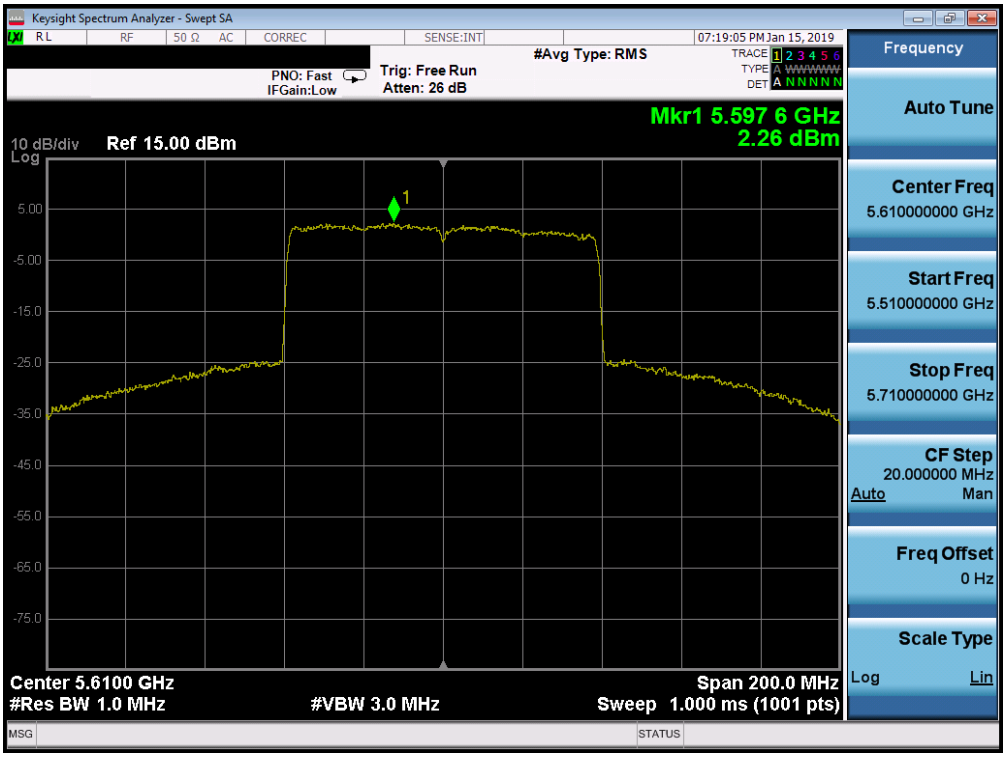

Plot 7-364. Power Spectral Density Plot SISO ANT2 (80MHz BW 802.11ax – 996 Tones (UNII Band 2C) – Ch. 122)

© 2019 PCTEST Engineering Laboratory, Inc. V 8.8 11/19/2018
All rights reserved. Unless otherwise specified, no part of this report may be reproduced or utilized in any part, form or by any means, electronic or mechanical, including photocopying and microfilm, without permission in writing from PCTEST Engineering Laboratory, Inc. If you have any questions about this international copyright or have an enquiry about obtaining additional rights to this report or assembly of contents thereof, please contact INFO@PCTEST.COM.

Plot 7-365. Power Spectral Density Plot SISO ANT2 (80MHz BW 802.11ax – 996 Tones (UNII Band 2C) – Ch. 138)

© 2019 PCTEST Engineering Laboratory, Inc. V 8.8 11/19/2018

All rights reserved. Unless otherwise specified, no part of this report may be reproduced or utilized in any part, form or by any means, electronic or mechanical, including photocopying and microfilm, without permission in writing from PCTEST Engineering Laboratory, Inc. If you have any questions about this international copyright or have an enquiry about obtaining additional rights to this report or assembly of contents thereof, please contact INFO@PCTEST.COM.

	Frequency [MHz]	Channel No.	802.11 Mode	Tones	Data Rate [Mbps]	Measured Power Density [dBm]	Max Permissible Power Density [dBm/500kHz]	Margin [dB]
Band 3	5775	155	ax (80MHz)	996T	MCS0	3.55	30.00	-26.45

Table 7-98. Band 3 Conducted Power Spectral Density Measurements SISO ANT2 (996 Tones)

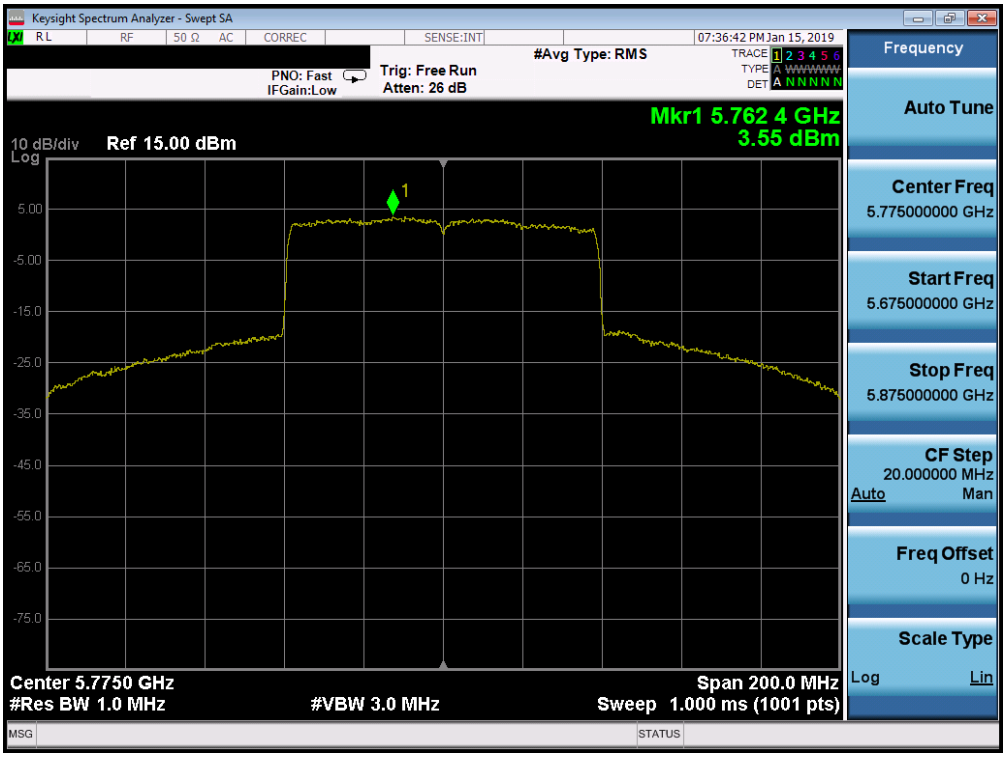

Plot 7-366. Power Spectral Density Plot SISO ANT2 (80MHz BW 802.11ax – 996 Tones (UNII Band 3) – Ch. 155)

© 2019 PCTEST Engineering Laboratory, Inc. V 8.8 11/19/2018
All rights reserved. Unless otherwise specified, no part of this report may be reproduced or utilized in any part, form or by any means, electronic or mechanical, including photocopying and microfilm, without permission in writing from PCTEST Engineering Laboratory, Inc. If you have any questions about this international copyright or have an enquiry about obtaining additional rights to this report or assembly of contents thereof, please contact INFO@PCTEST.COM.

MIMO Power Spectral Density Measurements (26 Tones)

	Frequency [MHz]	Channel No.	802.11 Mode	Tones	Data Rate [Mbps]	Antenna-1 Power Density [dBm]	Antenna-2 Power Density [dBm]	Summed MIMO Power Density [dBm]	Max Power Density [dBm/MHz]	Margin [dB]
Band 1	5180	36	ax (20MHz)	26T	MCS0	5.76	6.08	8.93	11.00	-2.07
	5200	40	ax (20MHz)	26T	MCS0	5.51	5.53	8.53	11.00	-2.47
	5240	48	ax (20MHz)	26T	MCS0	5.45	5.70	8.59	11.00	-2.41
	5190	38	ax (40MHz)	26T	MCS0	5.51	6.78	9.20	11.00	-1.80
	5230	46	ax (40MHz)	26T	MCS0	4.59	7.45	9.26	11.00	-1.74
	5210	42	ax (80MHz)	26T	MCS0	6.87	6.80	9.85	11.00	-1.15
Band 2A	5260	52	ax (20MHz)	26T	MCS0	6.34	7.30	9.86	11.00	-1.14
	5280	56	ax (20MHz)	26T	MCS0	6.12	6.06	9.10	11.00	-1.90
	5320	64	ax (20MHz)	26T	MCS0	5.38	6.37	8.91	11.00	-2.09
	5270	54	ax (40MHz)	26T	MCS0	7.40	5.06	9.40	11.00	-1.60
	5310	62	ax (40MHz)	26T	MCS0	5.77	3.76	7.89	11.00	-3.11
	5290	58	ax (80MHz)	26T	MCS0	5.54	5.84	8.70	11.00	-2.30
Bnad 2C	5500	100	ax (20MHz)	26T	MCS0	4.68	4.80	7.75	11.00	-3.25
	5600	120	ax (20MHz)	26T	MCS0	6.10	5.20	8.68	11.00	-2.32
	5720	144	ax (20MHz)	26T	MCS0	5.63	4.97	8.32	11.00	-2.68
	5510	102	ax (40MHz)	26T	MCS0	4.50	2.73	6.71	11.00	-4.29
	5590	118	ax (40MHz)	26T	MCS0	4.66	1.59	6.40	11.00	-4.60
	5710	142	ax (40MHz)	26T	MCS0	4.42	1.00	6.05	11.00	-4.95
	5530	106	ax (80MHz)	26T	MCS0	6.10	5.43	8.79	11.00	-2.21
	5610	122	ax (80MHz)	26T	MCS0	5.42	5.60	8.52	11.00	-2.48
	5690	138	ax (80MHz)	26T	MCS0	6.75	7.12	9.95	11.00	-1.05

Table 7-99. Bands 1, 2A, 2C Conducted Power Spectral Density Measurements MIMO (26 Tones)

	Frequency [MHz]	Channel No.	802.11 Mode	Tones	Data Rate [Mbps]	Antenna-1 Power Density [dBm]	Antenna-2 Power Density [dBm]	Summed MIMO Power Density [dBm]	Directional Antenna Gain [dBi]	e.i.r.p. Power Density [dBm/MHz]	ISED Max e.i.r.p. Power Density [dBm/MHz]	Margin [dB]
Band 1	5180	36	ax (20MHz)	26T	MCS0	5.76	6.08	8.93	-4.81	4.13	10.0	-5.87
	5200	40	ax (20MHz)	26T	MCS0	5.51	5.53	8.53	-4.53	4.00	10.0	-6.00
	5240	48	ax (20MHz)	26T	MCS0	5.45	5.70	8.59	-4.71	3.88	10.0	-6.12
	5190	38	ax (40MHz)	26T	MCS0	5.51	6.78	9.20	-4.53	4.67	10.0	-5.33
	5230	46	ax (40MHz)	26T	MCS0	4.59	7.45	9.26	-4.71	4.56	10.0	-5.44
	5210	42	ax (80MHz)	26T	MCS0	6.87	6.80	9.85	-4.53	5.32	10.0	-4.68

Table 7-100. Bands 1 e.r.i.p Conducted Power Spectral Density Measurements (ISED 26 Tones)

	Frequency [MHz]	Channel No.	802.11 Mode	Tones	Data Rate [Mbps]	Antenna-1 Power Density [dBm]	Antenna-2 Power Density [dBm]	Summed MIMO Power Density [dBm]	Max Permissible Power Density [dBm/500kHz]	Margin [dB]
Band 3	5745	149	ax (20MHz)	26T	MCS0	5.63	5.97	8.81	30.00	-21.19
	5785	157	ax (20MHz)	26T	MCS0	5.88	5.54	8.72	30.00	-21.28
	5825	165	ax (20MHz)	26T	MCS0	4.61	4.34	7.49	30.00	-22.51
	5755	151	ax (40MHz)	26T	MCS0	5.59	7.53	9.68	30.00	-20.32
	5795	159	ax (40MHz)	26T	MCS0	4.54	6.32	8.53	30.00	-21.47
	5775	155	ax (80MHz)	26T	MCS0	7.37	7.61	10.50	30.00	-19.50

Table 7-101. Bands 3 Conducted Power Spectral Density Measurements MIMO (26 Tones)

© 2019 PCTEST Engineering Laboratory, Inc. V 8.8 11/19/2018

All rights reserved. Unless otherwise specified, no part of this report may be reproduced or utilized in any part, form or by any means, electronic or mechanical, including photocopying and microfilm, without permission in writing from PCTEST Engineering Laboratory, Inc. If you have any questions about this international copyright or have an enquiry about obtaining additional rights to this report or assembly of contents thereof, please contact INFO@PCTEST.COM.

MIMO Power Spectral Density Measurements (52 Tones)

	Frequency [MHz]	Channel No.	802.11 Mode	Tones	Data Rate [Mbps]	Antenna-1 Power Density [dBm]	Antenna-2 Power Density [dBm]	Summed MIMO Power Density [dBm]	Max Power Density [dBm/MHz]	Margin [dB]
Band 1	5180	36	ax (20MHz)	52T	MCS0	5.59	6.19	8.91	11.00	-2.09
	5200	40	ax (20MHz)	52T	MCS0	6.18	6.97	9.60	11.00	-1.40
	5240	48	ax (20MHz)	52T	MCS0	5.54	6.87	9.27	11.00	-1.73
	5190	38	ax (40MHz)	52T	MCS0	4.71	6.01	8.42	11.00	-2.58
	5230	46	ax (40MHz)	52T	MCS0	3.66	4.93	7.35	11.00	-3.65
	5210	42	ax (80MHz)	52T	MCS0	6.45	6.13	9.30	11.00	-1.70
Band 2A	5260	52	ax (20MHz)	52T	MCS0	5.26	3.48	7.47	11.00	-3.53
	5280	56	ax (20MHz)	52T	MCS0	5.86	6.45	9.18	11.00	-1.82
	5320	64	ax (20MHz)	52T	MCS0	6.04	6.38	9.22	11.00	-1.78
	5270	54	ax (40MHz)	52T	MCS0	5.10	3.37	7.33	11.00	-3.67
	5310	62	ax (40MHz)	52T	MCS0	5.19	3.08	7.27	11.00	-3.73
	5290	58	ax (80MHz)	52T	MCS0	6.55	5.90	9.25	11.00	-1.75
Bnad 2C	5500	100	ax (20MHz)	52T	MCS0	5.42	5.00	8.23	11.00	-2.77
	5600	120	ax (20MHz)	52T	MCS0	5.43	4.53	8.01	11.00	-2.99
	5720	144	ax (20MHz)	52T	MCS0	4.83	4.60	7.73	11.00	-3.27
	5510	102	ax (40MHz)	52T	MCS0	3.82	2.09	6.05	11.00	-4.95
	5590	118	ax (40MHz)	52T	MCS0	2.67	1.54	5.15	11.00	-5.85
	5710	142	ax (40MHz)	52T	MCS0	3.81	1.21	5.71	11.00	-5.29
	5530	106	ax (80MHz)	52T	MCS0	6.24	6.71	9.49	11.00	-1.51
	5610	122	ax (80MHz)	52T	MCS0	5.88	6.38	9.15	11.00	-1.85
	5690	138	ax (80MHz)	52T	MCS0	5.89	6.17	9.04	11.00	-1.96

Table 7-102. Bands 1, 2A, 2C Conducted Power Spectral Density Measurements MIMO (52 Tones)

	Frequency [MHz]	Channel No.	802.11 Mode	Tones	Data Rate [Mbps]	Antenna-1 Power Density [dBm]	Antenna-2 Power Density [dBm]	Summed MIMO Power Density [dBm]	Directional Antenna Gain [dBi]	e.i.r.p. Power Density [dBm/MHz]	ISED Max e.i.r.p. Power Density [dBm/MHz]	Margin [dB]
Band 1	5180	36	ax (20MHz)	52T	MCS0	5.59	6.19	8.91	-4.81	4.10	10.0	-5.90
	5200	40	ax (20MHz)	52T	MCS0	6.18	6.97	9.60	-4.53	5.07	10.0	-4.93
	5240	48	ax (20MHz)	52T	MCS0	5.54	6.87	9.27	-4.71	4.56	10.0	-5.44
	5190	38	ax (40MHz)	52T	MCS0	4.71	6.01	8.42	-4.53	3.89	10.0	-6.11
	5230	46	ax (40MHz)	52T	MCS0	3.66	4.93	7.35	-4.71	2.65	10.0	-7.35
	5210	42	ax (80MHz)	52T	MCS0	6.45	6.13	9.30	-4.53	4.77	10.0	-5.23

Table 7-103. Bands 1 e.r.i.p Conducted Power Spectral Density Measurements (ISED 52 Tones)

	Frequency [MHz]	Channel No.	802.11 Mode	Tones	Data Rate [Mbps]	Antenna-1 Power Density [dBm]	Antenna-2 Power Density [dBm]	Summed MIMO Power Density [dBm]	Max Permissible Power Density [dBm/500kHz]	Margin [dB]
Band 3	5745	149	ax (20MHz)	52T	MCS0	5.15	4.69	7.94	30.00	-22.06
	5785	157	ax (20MHz)	52T	MCS0	4.97	5.01	8.00	30.00	-22.00
	5825	165	ax (20MHz)	52T	MCS0	4.65	5.09	7.89	30.00	-22.11
	5755	151	ax (40MHz)	52T	MCS0	3.58	5.37	7.58	30.00	-22.42
	5795	159	ax (40MHz)	52T	MCS0	4.54	5.61	8.12	30.00	-21.88
	5775	155	ax (80MHz)	52T	MCS0	7.19	7.18	10.20	30.00	-19.80

Table 7-104. Bands 3 Conducted Power Spectral Density Measurements MIMO (52 Tones)

© 2019 PCTEST Engineering Laboratory, Inc. V 8.8 11/19/2018

All rights reserved. Unless otherwise specified, no part of this report may be reproduced or utilized in any part, form or by any means, electronic or mechanical, including photocopying and microfilm, without permission in writing from PCTEST Engineering Laboratory, Inc. If you have any questions about this international copyright or have an enquiry about obtaining additional rights to this report or assembly of contents thereof, please contact INFO@PCTEST.COM.

MIMO Power Spectral Density Measurements (106 Tones)

	Frequency [MHz]	Channel No.	802.11 Mode	Tones	Data Rate [Mbps]	Antenna-1 Power Density [dBm]	Antenna-2 Power Density [dBm]	Summed MIMO Power Density [dBm]	Max Power Density [dBm/MHz]	Margin [dB]
Band 1	5180	36	ax (20MHz)	106T	MCS0	5.53	6.00	8.78	11.00	-2.22
	5200	40	ax (20MHz)	106T	MCS0	4.48	5.72	8.15	11.00	-2.85
	5240	48	ax (20MHz)	106T	MCS0	4.45	5.62	8.08	11.00	-2.92
	5190	38	ax (40MHz)	106T	MCS0	6.29	4.50	8.50	11.00	-2.50
	5230	46	ax (40MHz)	106T	MCS0	2.68	4.14	6.48	11.00	-4.52
	5210	42	ax (80MHz)	106T	MCS0	5.23	5.53	8.39	11.00	-2.61
Band 2A	5260	52	ax (20MHz)	106T	MCS0	4.33	5.37	7.89	11.00	-3.11
	5280	56	ax (20MHz)	106T	MCS0	4.51	5.40	7.99	11.00	-3.01
	5320	64	ax (20MHz)	106T	MCS0	5.00	5.55	8.29	11.00	-2.71
	5270	54	ax (40MHz)	106T	MCS0	4.79	2.68	6.87	11.00	-4.13
	5310	62	ax (40MHz)	106T	MCS0	5.26	2.79	7.21	11.00	-3.79
	5290	58	ax (80MHz)	106T	MCS0	4.91	5.27	8.10	11.00	-2.90
Bnad 2C	5500	100	ax (20MHz)	106T	MCS0	4.35	4.29	7.33	11.00	-3.67
	5600	120	ax (20MHz)	106T	MCS0	4.52	3.96	7.26	11.00	-3.74
	5720	144	ax (20MHz)	106T	MCS0	4.28	3.51	6.92	11.00	-4.08
	5510	102	ax (40MHz)	106T	MCS0	3.39	1.17	5.43	11.00	-5.57
	5590	118	ax (40MHz)	106T	MCS0	3.40	0.63	5.24	11.00	-5.76
	5710	142	ax (40MHz)	106T	MCS0	3.53	0.12	5.16	11.00	-5.84
	5530	106	ax (80MHz)	106T	MCS0	4.51	5.16	7.86	11.00	-3.14
	5610	122	ax (80MHz)	106T	MCS0	4.62	5.22	7.94	11.00	-3.06
	5690	138	ax (80MHz)	106T	MCS0	4.89	5.34	8.13	11.00	-2.87

Table 7-105. Bands 1, 2A, 2C Conducted Power Spectral Density Measurements MIMO (106 Tones)

	Frequency [MHz]	Channel No.	802.11 Mode	Tones	Data Rate [Mbps]	Antenna-1 Power Density [dBm]	Antenna-2 Power Density [dBm]	Summed MIMO Power Density [dBm]	Directional Antenna Gain [dBi]	e.i.r.p. Power Density [dBm/MHz]	ISED Max e.i.r.p. Power Density [dBm/MHz]	Margin [dB]
Band 1	5180	36	ax (20MHz)	106T	MCS0	5.53	6.00	8.78	-4.81	3.97	10.0	-6.03
	5200	40	ax (20MHz)	106T	MCS0	4.48	5.72	8.15	-4.53	3.62	10.0	-6.38
	5240	48	ax (20MHz)	106T	MCS0	4.45	5.62	8.08	-4.71	3.38	10.0	-6.62
	5190	38	ax (40MHz)	106T	MCS0	6.29	4.50	8.50	-4.53	3.97	10.0	-6.03
	5230	46	ax (40MHz)	106T	MCS0	2.68	4.14	6.48	-4.71	1.78	10.0	-8.22
	5210	42	ax (80MHz)	106T	MCS0	5.23	5.53	8.39	-4.53	3.86	10.0	-6.14

Table 7-106. Bands 1 e.r.i.p Conducted Power Spectral Density Measurements (ISED 106 Tones)

	Frequency [MHz]	Channel No.	802.11 Mode	Tones	Data Rate [Mbps]	Antenna-1 Power Density [dBm]	Antenna-2 Power Density [dBm]	Summed MIMO Power Density [dBm]	Max Permissible Power Density [dBm/500kHz]	Margin [dB]
Band 3	5745	149	ax (20MHz)	106T	MCS0	4.15	4.10	7.14	30.00	-22.86
	5785	157	ax (20MHz)	106T	MCS0	4.22	4.29	7.27	30.00	-22.73
	5825	165	ax (20MHz)	106T	MCS0	4.26	3.59	6.95	30.00	-23.05
	5755	151	ax (40MHz)	106T	MCS0	2.31	4.24	6.39	30.00	-23.61
	5795	159	ax (40MHz)	106T	MCS0	2.60	4.76	6.82	30.00	-23.18
	5775	155	ax (80MHz)	106T	MCS0	5.48	5.99	8.75	30.00	-21.25

Table 7-107. Bands 3 Conducted Power Spectral Density Measurements MIMO (106 Tones)

© 2019 PCTEST Engineering Laboratory, Inc. V 8.8 11/19/2018

All rights reserved. Unless otherwise specified, no part of this report may be reproduced or utilized in any part, form or by any means, electronic or mechanical, including photocopying and microfilm, without permission in writing from PCTEST Engineering Laboratory, Inc. If you have any questions about this international copyright or have an enquiry about obtaining additional rights to this report or assembly of contents thereof, please contact INFO@PCTEST.COM.

MIMO Power Spectral Density Measurements (242 Tones)

	Frequency [MHz]	Channel No.	802.11 Mode	Tones	Data Rate [Mbps]	Antenna-1 Power Density [dBm]	Antenna-2 Power Density [dBm]	Summed MIMO Power Density [dBm]	Max Power Density [dBm/MHz]	Margin [dB]
Band 1	5180	36	ax (20MHz)	242T	MCS0	1.67	2.58	5.16	11.00	-5.84
	5200	40	ax (20MHz)	242T	MCS0	4.43	5.30	7.90	11.00	-3.10
	5240	48	ax (20MHz)	242T	MCS0	4.57	5.61	8.13	11.00	-2.87
	5190	38	ax (40MHz)	242T	MCS0	-1.01	-0.06	2.50	11.00	-8.50
	5230	46	ax (40MHz)	242T	MCS0	2.70	3.85	6.32	11.00	-4.68
	5210	42	ax (80MHz)	242T	MCS0	-0.64	-0.83	2.28	11.00	-8.72
Band 2A	5260	52	ax (20MHz)	242T	MCS0	3.79	5.30	7.62	11.00	-3.38
	5280	56	ax (20MHz)	242T	MCS0	4.36	5.07	7.74	11.00	-3.26
	5320	64	ax (20MHz)	242T	MCS0	2.70	3.62	6.19	11.00	-4.81
	5270	54	ax (40MHz)	242T	MCS0	4.23	2.37	6.41	11.00	-4.59
	5310	62	ax (40MHz)	242T	MCS0	-0.59	-2.62	1.52	11.00	-9.48
	5290	58	ax (80MHz)	242T	MCS0	-0.62	-0.68	2.36	11.00	-8.64
Bnad 2C	5500	100	ax (20MHz)	242T	MCS0	3.21	3.51	6.37	11.00	-4.63
	5600	120	ax (20MHz)	242T	MCS0	4.17	3.94	7.07	11.00	-3.93
	5720	144	ax (20MHz)	242T	MCS0	4.06	4.13	7.11	11.00	-3.89
	5510	102	ax (40MHz)	242T	MCS0	-2.38	-4.15	-0.17	11.00	-11.17
	5590	118	ax (40MHz)	242T	MCS0	-2.54	0.70	2.39	11.00	-8.61
	5710	142	ax (40MHz)	242T	MCS0	2.44	-0.09	4.37	11.00	-6.63
	5530	106	ax (80MHz)	242T	MCS0	4.49	-1.01	5.57	11.00	-5.43
	5610	122	ax (80MHz)	242T	MCS0	4.69	5.03	7.87	11.00	-3.13
	5690	138	ax (80MHz)	242T	MCS0	4.89	5.02	7.97	11.00	-3.03

Table 7-108. Bands 1, 2A, 2C Conducted Power Spectral Density Measurements MIMO (242 Tones)

	Frequency [MHz]	Channel No.	802.11 Mode	Tones	Data Rate [Mbps]	Antenna-1 Power Density [dBm]	Antenna-2 Power Density [dBm]	Summed MIMO Power Density [dBm]	Directional Antenna Gain [dBi]	e.i.r.p. Power Density [dBm/MHz]	ISED Max e.i.r.p. Power Density [dBm/MHz]	Margin [dB]
Band 1	5180	36	ax (20MHz)	242T	MCS0	1.67	2.58	5.16	-4.81	0.35	10.0	-9.65
	5200	40	ax (20MHz)	242T	MCS0	4.43	5.30	7.90	-4.53	3.37	10.0	-6.63
	5240	48	ax (20MHz)	242T	MCS0	4.57	5.61	8.13	-4.71	3.43	10.0	-6.57
	5190	38	ax (40MHz)	242T	MCS0	-1.01	-0.06	2.50	-4.53	-2.03	10.0	-12.03
	5230	46	ax (40MHz)	242T	MCS0	2.70	3.85	6.32	-4.71	1.62	10.0	-8.38
	5210	42	ax (80MHz)	242T	MCS0	-0.64	-0.83	2.28	-4.53	-2.25	10.0	-12.25

Table 7-109. Bands 1 e.r.i.p Conducted Power Spectral Density Measurements (ISED 242 Tones)

	Frequency [MHz]	Channel No.	802.11 Mode	Tones	Data Rate [Mbps]	Antenna-1 Power Density [dBm]	Antenna-2 Power Density [dBm]	Summed MIMO Power Density [dBm]	Max Permissible Power Density [dBm/500kHz]	Margin [dB]
Band 3	5745	149	ax (20MHz)	242T	MCS0	3.54	3.75	6.66	30.00	-23.34
	5785	157	ax (20MHz)	242T	MCS0	3.78	4.14	6.97	30.00	-23.03
	5825	165	ax (20MHz)	242T	MCS0	3.12	3.83	6.50	30.00	-23.50
	5755	151	ax (40MHz)	242T	MCS0	2.13	4.07	6.22	30.00	-23.78
	5795	159	ax (40MHz)	242T	MCS0	-0.04	5.07	6.24	30.00	-23.76
	5775	155	ax (80MHz)	242T	MCS0	5.07	5.50	8.30	30.00	-21.70

Table 7-110. Bands 3 Conducted Power Spectral Density Measurements MIMO (242 Tones)

© 2019 PCTEST Engineering Laboratory, Inc. V 8.8 11/19/2018

All rights reserved. Unless otherwise specified, no part of this report may be reproduced or utilized in any part, form or by any means, electronic or mechanical, including photocopying and microfilm, without permission in writing from PCTEST Engineering Laboratory, Inc. If you have any questions about this international copyright or have an enquiry about obtaining additional rights to this report or assembly of contents thereof, please contact INFO@PCTEST.COM.

MIMO Power Spectral Density Measurements (484 Tones)

	Frequency [MHz]	Channel No.	802.11 Mode	Tones	Data Rate [Mbps]	Antenna-1 Power Density [dBm]	Antenna-2 Power Density [dBm]	Summed MIMO Power Density [dBm]	Max Power Density [dBm/MHz]	Margin [dB]
Band 1	5190	38	ax (40MHz)	484T	MCS0	-3.37	-3.74	-0.54	11.00	-11.54
	5230	46	ax (40MHz)	484T	MCS0	-0.38	-0.78	2.43	11.00	-8.57
	5210	42	ax (80MHz)	484T	MCS0	-3.90	-3.47	-0.67	11.00	-11.67
Band 2A	5270	54	ax (40MHz)	484T	MCS0	0.13	-2.33	2.08	11.00	-8.92
	5310	62	ax (40MHz)	484T	MCS0	-3.29	-5.59	-1.28	11.00	-12.28
	5290	58	ax (80MHz)	484T	MCS0	-3.28	-2.95	-0.10	11.00	-11.10
Band 2C	5510	102	ax (40MHz)	484T	MCS0	-5.40	-8.00	-3.50	11.00	-14.50
	5590	118	ax (40MHz)	484T	MCS0	-1.44	-3.96	0.49	11.00	-10.51
	5710	142	ax (40MHz)	484T	MCS0	-1.36	-4.74	0.28	11.00	-10.72
	5530	106	ax (80MHz)	484T	MCS0	-3.24	-3.36	-0.29	11.00	-11.29
	5610	122	ax (80MHz)	484T	MCS0	0.94	0.99	3.98	11.00	-7.02
	5690	138	ax (80MHz)	484T	MCS0	0.91	0.63	3.78	11.00	-7.22

Table 7-111. Bands 1, 2A, 2C Conducted Power Spectral Density Measurements MIMO (484 Tones)

	Frequency [MHz]	Channel No.	802.11 Mode	Tones	Data Rate [Mbps]	Antenna-1 Power Density [dBm]	Antenna-2 Power Density [dBm]	Summed MIMO Power Density [dBm]	Directional Antenna Gain [dBi]	e.i.r.p. Power Density [dBm/MHz]	ISED Max e.i.r.p. Power Density [dBm/MHz]	Margin [dB]
Band 1	5190	38	ax (40MHz)	484T	MCS0	-3.37	-3.74	-0.54	-4.53	-5.07	10.0	-15.07
	5230	46	ax (40MHz)	484T	MCS0	-0.38	-0.78	2.43	-4.71	-2.27	10.0	-12.27
	5210	42	ax (80MHz)	484T	MCS0	-3.90	-3.47	-0.67	-4.53	-5.20	10.0	-15.20

Table 7-112. Bands 1 e.r.i.p Conducted Power Spectral Density Measurements (ISED 484 Tones)

	Frequency [MHz]	Channel No.	802.11 Mode	Tones	Data Rate [Mbps]	Antenna-1 Power Density [dBm]	Antenna-2 Power Density [dBm]	Summed MIMO Power Density [dBm]	Max Permissible Power Density [dBm/500kHz]	Margin [dB]
Band 3	5755	151	ax (40MHz)	484T	MCS0	-1.90	-0.50	1.87	30.00	-28.13
	5795	159	ax (40MHz)	484T	MCS0	-1.32	0.11	2.46	30.00	-27.54
	5775	155	ax (80MHz)	484T	MCS0	1.35	1.45	4.41	30.00	-25.59

Table 7-113. Bands 3 Conducted Power Spectral Density Measurements MIMO (484 Tones)

© 2019 PCTEST Engineering Laboratory, Inc. V 8.8 11/19/2018

All rights reserved. Unless otherwise specified, no part of this report may be reproduced or utilized in any part, form or by any means, electronic or mechanical, including photocopying and microfilm, without permission in writing from PCTEST Engineering Laboratory, Inc. If you have any questions about this international copyright or have an enquiry about obtaining additional rights to this report or assembly of contents thereof, please contact INFO@PCTEST.COM.

MIMO Power Spectral Density Measurements (996 Tones)

	Frequency [MHz]	Channel No.	802.11 Mode	Tones	Data Rate [Mbps]	Antenna-1 Power Density [dBm]	Antenna-2 Power Density [dBm]	Summed MIMO Power Density [dBm]	Max Power Density [dBm/MHz]	Margin [dB]
Band 1	5210	42	ax (80MHz)	996T	MCS0	-7.18	-6.68	-3.91	11.00	-14.91
Band 2A	5290	58	ax (80MHz)	996T	MCS0	-6.81	-6.67	-3.73	11.00	-14.73
Band 2C	5530	106	ax (80MHz)	996T	MCS0	-7.15	-6.27	-3.68	11.00	-14.68
	5610	122	ax (80MHz)	996T	MCS0	-3.20	-2.39	0.23	11.00	-10.77
	5690	138	ax (80MHz)	996T	MCS0	-3.02	-2.31	0.36	11.00	-10.64

Table 7-114. Bands 1, 2A, 2C Conducted Power Spectral Density Measurements MIMO (996 Tones)

Frequency [MHz]	Channel No.	802.11 Mode	Tones	Data Rate [Mbps]	Antenna-1 Power Density [dBm]	Antenna-2 Power Density [dBm]	Summed MIMO Power Density [dBm]	Directional Antenna Gain [dBi]	e.i.r.p. Power Density [dBm/MHz]	ISED Max e.i.r.p. Power Density [dBm/MHz]	Margin [dB]
5210	42	ax (80MHz)	996T	MCS0	-7.18	-6.68	-3.91	-4.53	-8.44	10.0	-18.44

Table 7-115. Bands 1 e.r.i.p Conducted Power Spectral Density Measurements (ISED 996 Tones)

	Frequency [MHz]	Channel No.	802.11 Mode	Tones	Data Rate [Mbps]	Antenna-1 Power Density [dBm]	Antenna-2 Power Density [dBm]	Summed MIMO Power Density [dBm]	Max Permissible Power Density [dBm/500kHz]	Margin [dB]
Band 3	5775	155	ax (80MHz)	996T	MCS0	-2.56	-1.67	0.92	30.00	-29.08

Table 7-116. Bands 3 Conducted Power Spectral Density Measurements MIMO (996 Tones)

© 2019 PCTEST Engineering Laboratory, Inc. V 8.8 11/19/2018

All rights reserved. Unless otherwise specified, no part of this report may be reproduced or utilized in any part, form or by any means, electronic or mechanical, including photocopying and microfilm, without permission in writing from PCTEST Engineering Laboratory, Inc. If you have any questions about this international copyright or have an enquiry about obtaining additional rights to this report or assembly of contents thereof, please contact INFO@PCTEST.COM.

Note:

Per ANSI C63.10-2013 Section 14.3.2.2 and KDB 662911 v02r01 Section E)2), the power spectral density at Antenna 1 and Antenna 2 were first measured separately with reduced Antenna 1 and Antenna 2 powers per manufacture's tune-up document. The measured values were then summed in linear power units then converted back to dBm.

Sample Directional Gain Calculation:

Assuming the antenna gain is -7.94 dBi for Antenna-1 and -7.70 dBi for Antenna-2.

$$\text{Directional gain} = 10 \log[(10^{G_1/20} + 10^{G_2/20} + \ldots + 10^{G_N/20})^2 / N_{ANT}] \text{ dBi}$$
$$= 10 \log[(10^{-7.94/20} + 10^{-7.70/20} / 2] \text{ dBi}$$
$$= (-4.81) \text{ dBi}$$

Sample MIMO Calculation:

Assuming the average conducted power spectral density was measured to be 5.76 dBm for Antenna-1 and 6.08 dBm for Antenna-2.

Antenna 1 + Antenna 2 = MIMO

(5.76 dBm + 6.08 dBm) = (3.77 mW + 4.06 mW) = 8.93 mW = dBm

Sample e.i.r.p Power Spectral Density Calculation:

Assuming the average MIMO power density was calculated to be 8.93 dBm with directional gain of -4.81 dBi.

e.i.r.p. Power Spectral Density(dBm) = Power Spectral Density (dBm) + directional gain (dBi)

8.93 dBm + (-4.81) dBi = 4.12 dBm

© 2019 PCTEST Engineering Laboratory, Inc. V 8.8 11/19/2018

All rights reserved. Unless otherwise specified, no part of this report may be reproduced or utilized in any part, form or by any means, electronic or mechanical, including photocopying and microfilm, without permission in writing from PCTEST Engineering Laboratory, Inc. If you have any questions about this international copyright or have an enquiry about obtaining additional rights to this report or assembly of contents thereof, please contact INFO@PCTEST.COM.

MIMO Antenna-1 Power Spectral Density Measurements (26 Tones)

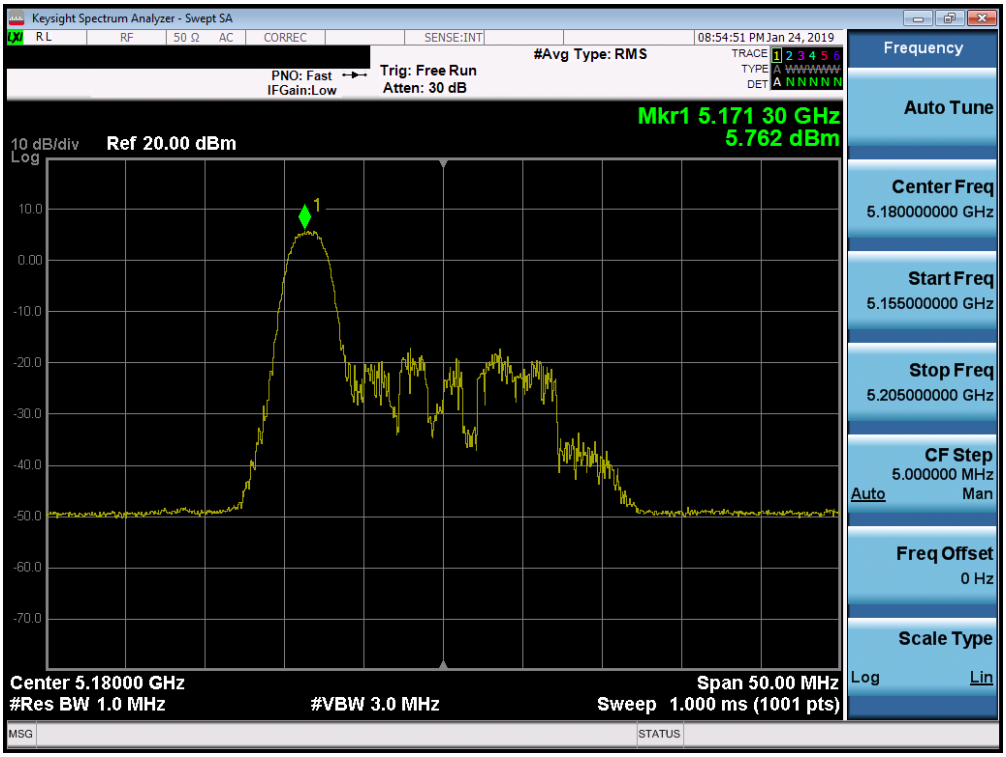

Plot 7-367. Power Spectral Density Plot MIMO ANT1 (20MHz BW 802.11ax – 26 Tones (UNII Band 1) – Ch. 36)

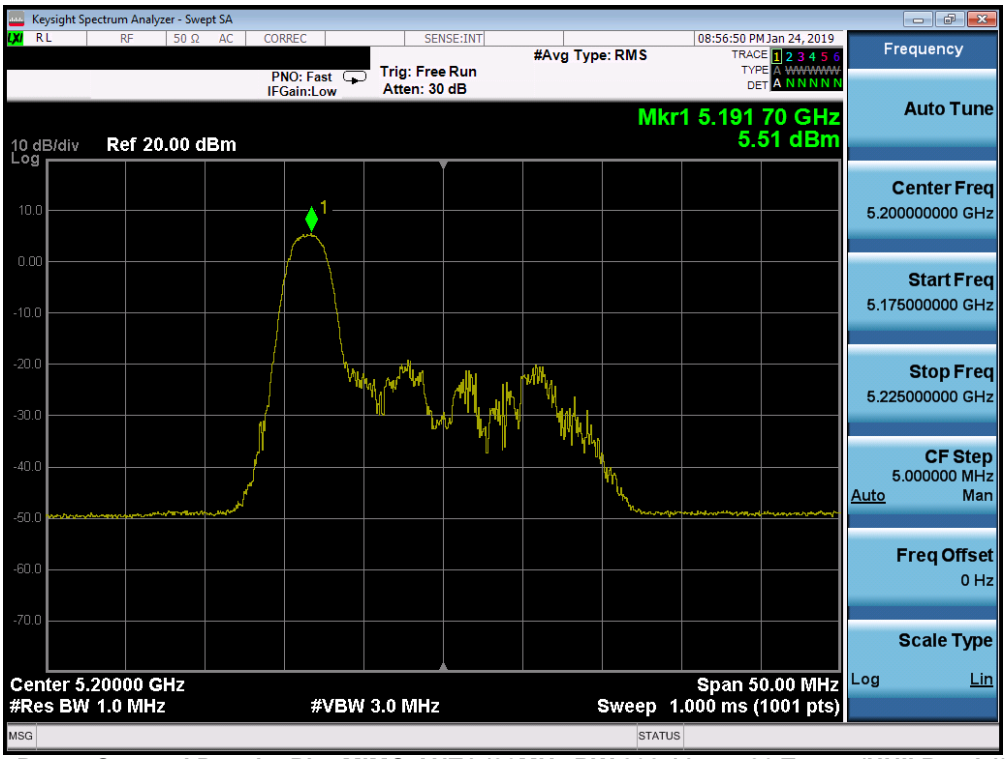

Plot 7-368. Power Spectral Density Plot MIMO ANT1 (20MHz BW 802.11ax – 26 Tones (UNII Band 1) – Ch. 40)

© 2019 PCTEST Engineering Laboratory, Inc. V 8.8 11/19/2018
All rights reserved. Unless otherwise specified, no part of this report may be reproduced or utilized in any part, form or by any means, electronic or mechanical, including photocopying and microfilm, without permission in writing from PCTEST Engineering Laboratory, Inc. If you have any questions about this international copyright or have an enquiry about obtaining additional rights to this report or assembly of contents thereof, please contact INFO@PCTEST.COM.

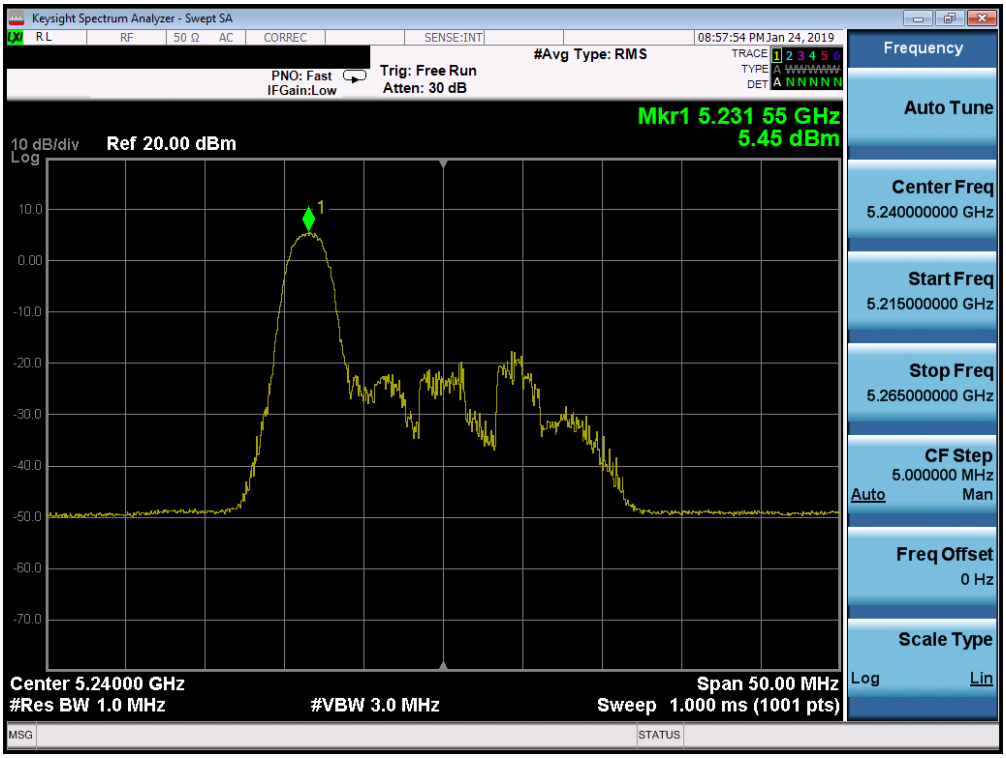

Plot 7-369. Power Spectral Density Plot MIMO ANT1 (20MHz BW 802.11ax – 26 Tones (UNII Band 1) – Ch. 48)

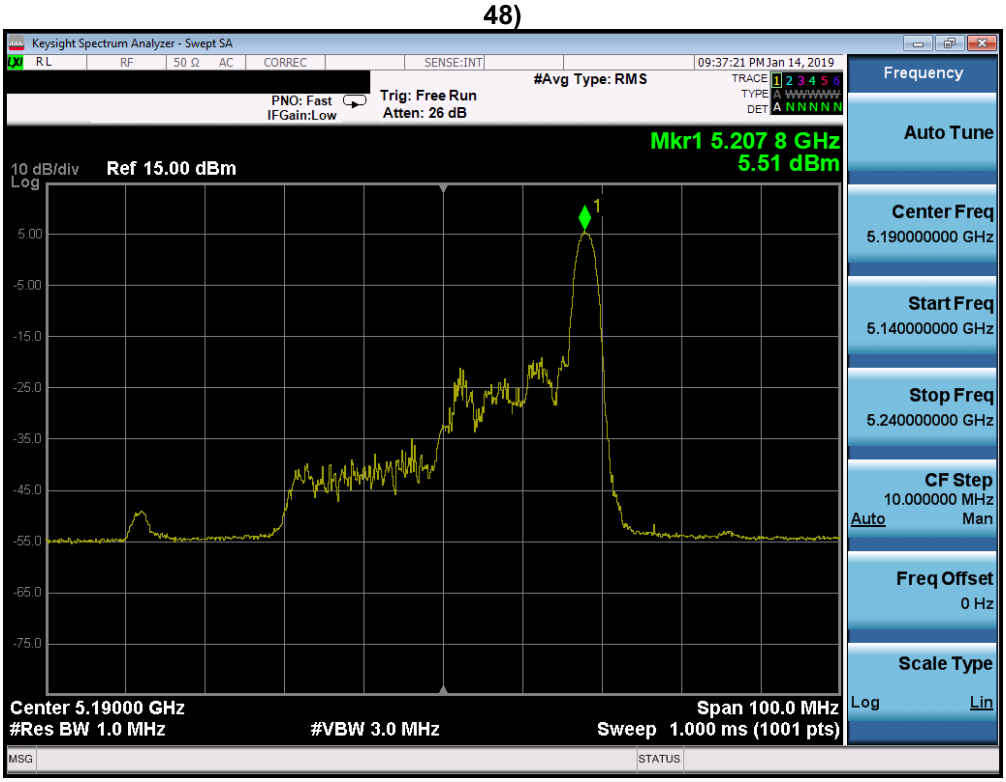

Plot 7-370. Power Spectral Density Plot MIMO ANT1 (40MHz BW 802.11ax – 26 Tones (UNII Band 1) – Ch. 38)

© 2019 PCTEST Engineering Laboratory, Inc. V 8.8 11/19/2018
All rights reserved. Unless otherwise specified, no part of this report may be reproduced or utilized in any part, form or by any means, electronic or mechanical, including photocopying and microfilm, without permission in writing from PCTEST Engineering Laboratory, Inc. If you have any questions about this international copyright or have an enquiry about obtaining additional rights to this report or assembly of contents thereof, please contact INFO@PCTEST.COM.

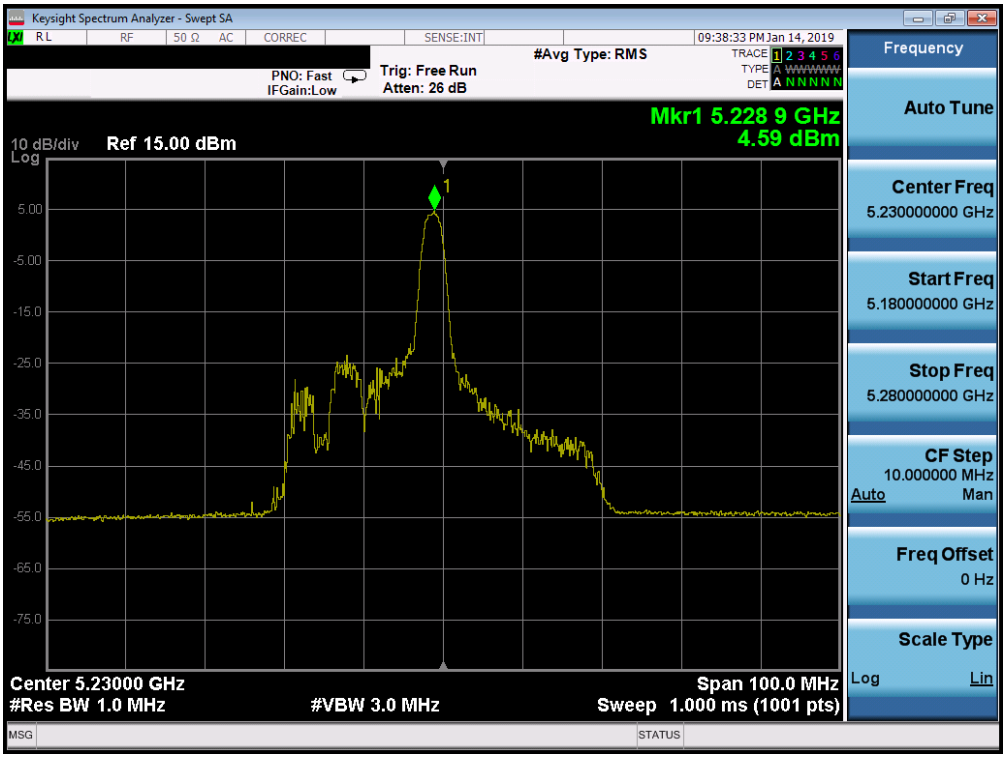

Plot 7-371. Power Spectral Density Plot MIMO ANT1 (40MHz BW 802.11ax – 26 Tones (UNII Band 1) – Ch. 46)

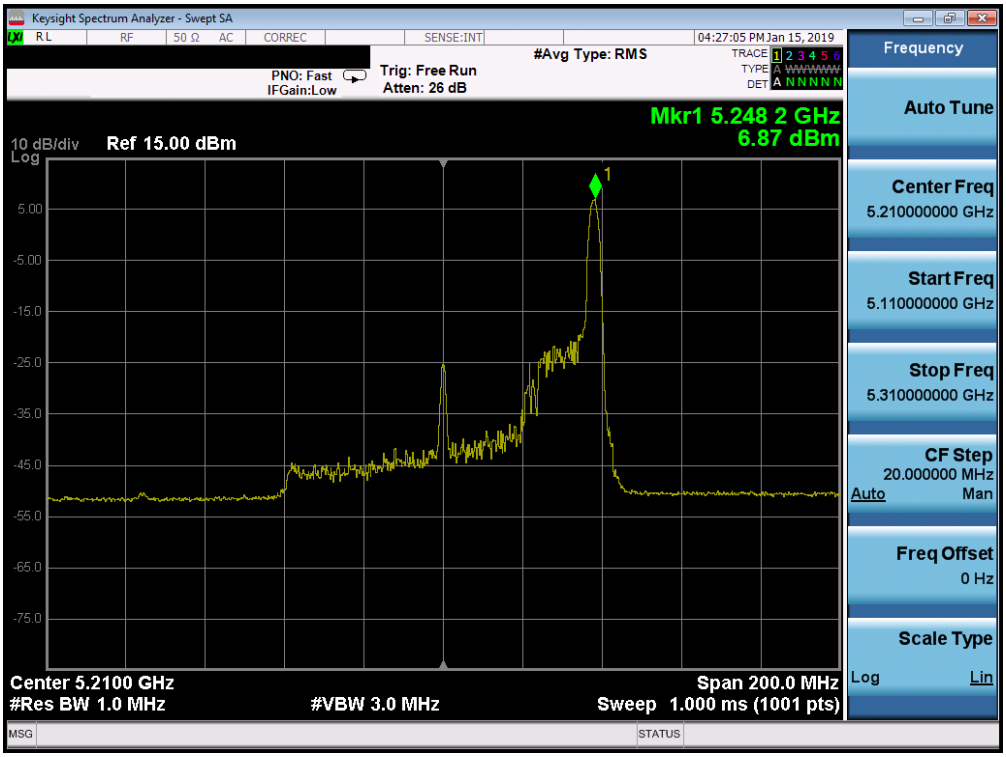

Plot 7-372. Power Spectral Density Plot MIMO ANT1 (80MHz BW 802.11ax – 26 Tones (UNII Band 1) – Ch. 42)

© 2019 PCTEST Engineering Laboratory, Inc. V 8.8 11/19/2018
All rights reserved. Unless otherwise specified, no part of this report may be reproduced or utilized in any part, form or by any means, electronic or mechanical, including photocopying and microfilm, without permission in writing from PCTEST Engineering Laboratory, Inc. If you have any questions about this international copyright or have an enquiry about obtaining additional rights to this report or assembly of contents thereof, please contact INFO@PCTEST.COM.

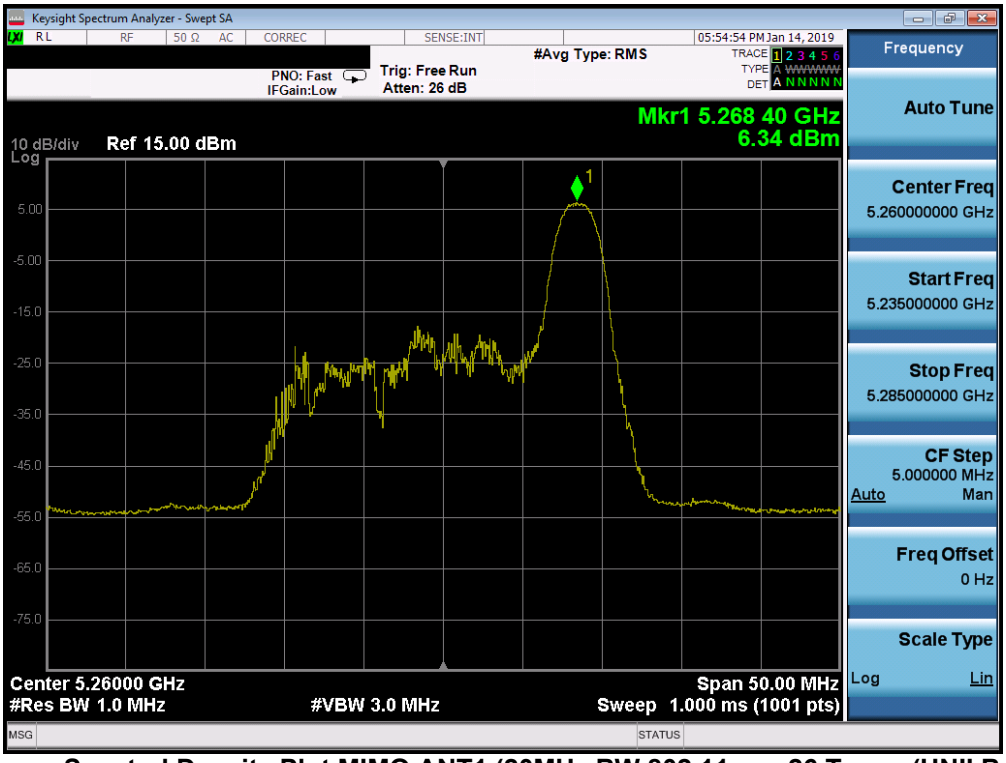

Plot 7-373. Power Spectral Density Plot MIMO ANT1 (20MHz BW 802.11ax – 26 Tones (UNII Band 2A) – Ch. 52)

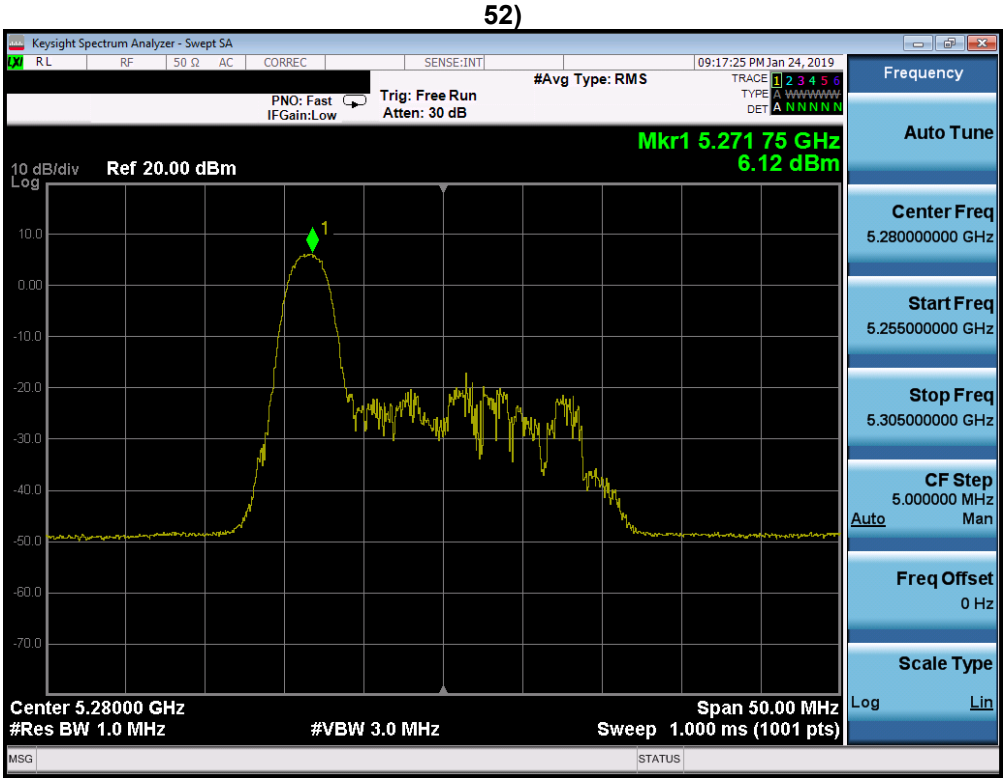

Plot 7-374. Power Spectral Density Plot MIMO ANT1 (20MHz BW 802.11ax – 26 Tones (UNII Band 2A) – Ch. 56)

© 2019 PCTEST Engineering Laboratory, Inc. V 8.8 11/19/2018
All rights reserved. Unless otherwise specified, no part of this report may be reproduced or utilized in any part, form or by any means, electronic or mechanical, including photocopying and microfilm, without permission in writing from PCTEST Engineering Laboratory, Inc. If you have any questions about this international copyright or have an enquiry about obtaining additional rights to this report or assembly of contents thereof, please contact INFO@PCTEST.COM.

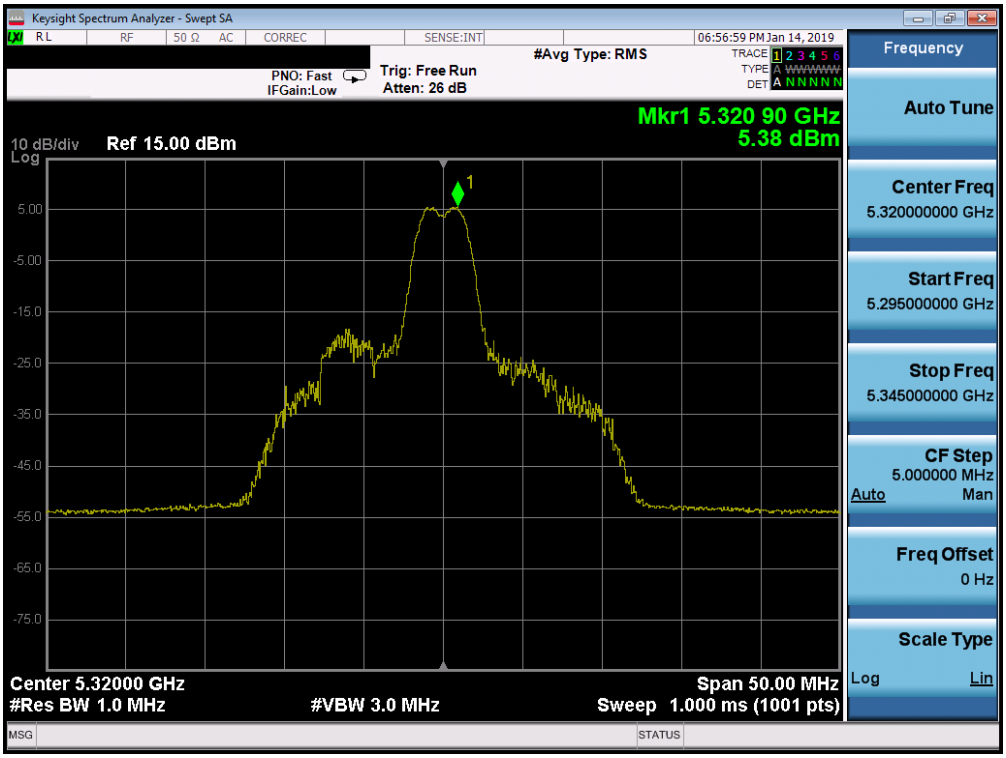

Plot 7-375. Power Spectral Density Plot MIMO ANT1 (20MHz BW 802.11ax – 26 Tones (UNII Band 2A) – Ch. 64)

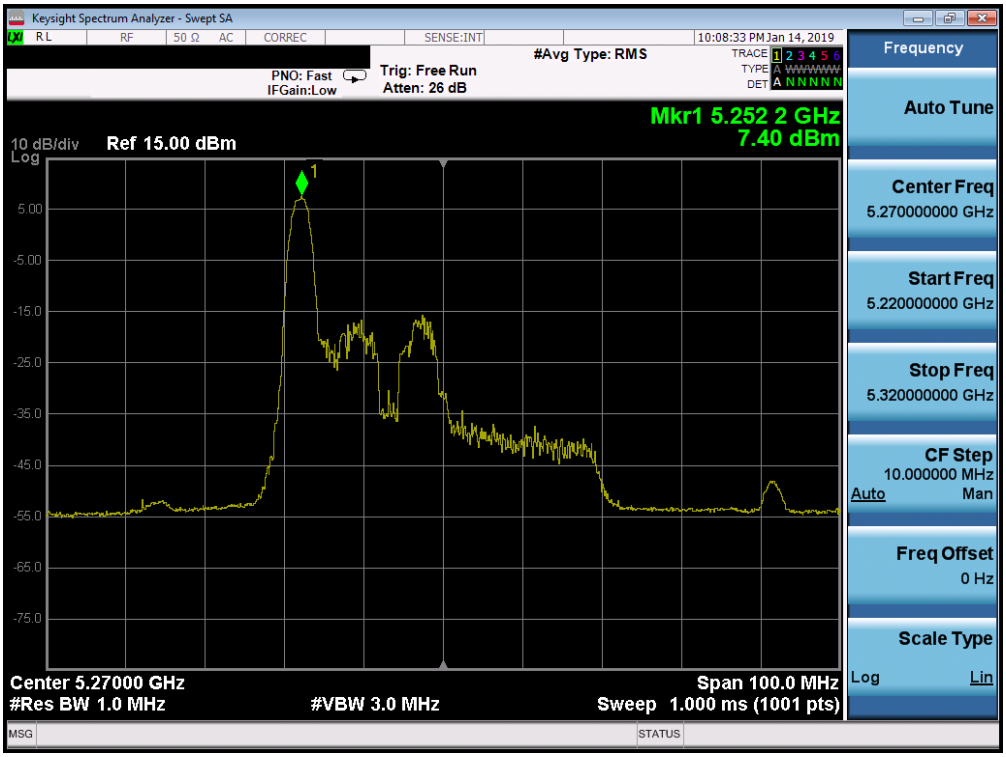

Plot 7-376. Power Spectral Density Plot MIMO ANT1 (40MHz BW 802.11ax – 26 Tones (UNII Band 2A) – Ch. 54)

© 2019 PCTEST Engineering Laboratory, Inc. V 8.8 11/19/2018
All rights reserved. Unless otherwise specified, no part of this report may be reproduced or utilized in any part, form or by any means, electronic or mechanical, including photocopying and microfilm, without permission in writing from PCTEST Engineering Laboratory, Inc. If you have any questions about this international copyright or have an enquiry about obtaining additional rights to this report or assembly of contents thereof, please contact INFO@PCTEST.COM.

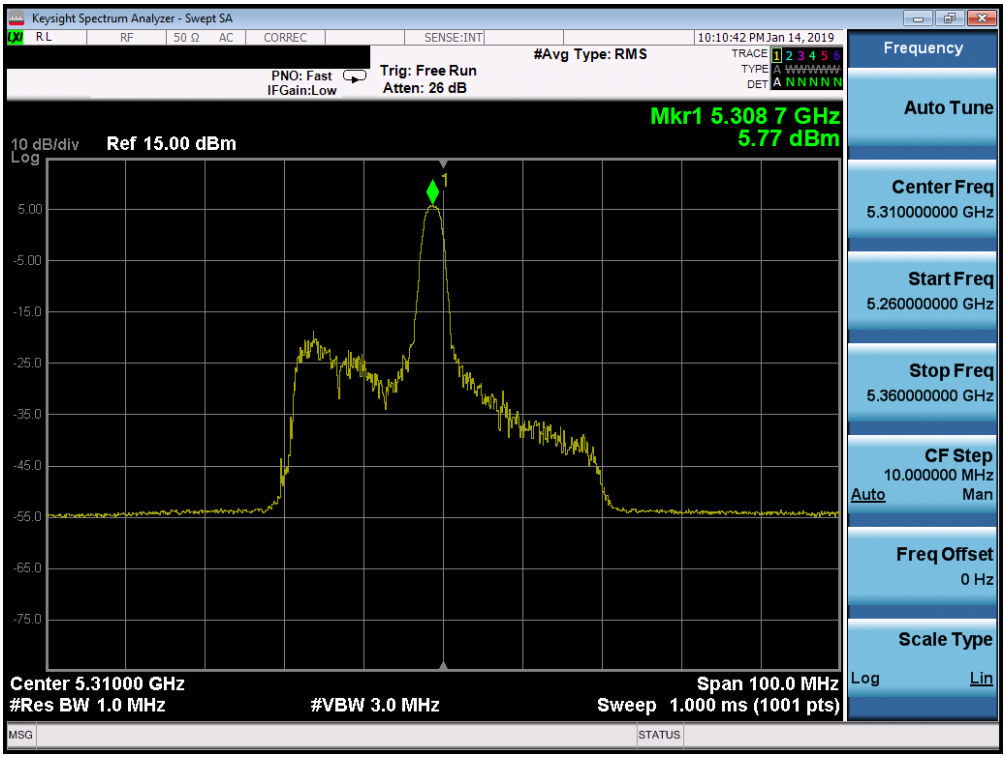

Plot 7-377. Power Spectral Density Plot MIMO ANT1 (40MHz BW 802.11ax – 26 Tones (UNII Band 2A) – Ch. 62)

Plot 7-378. Power Spectral Density Plot MIMO ANT1 (80MHz BW 802.11ax – 26 Tones (UNII Band 2A) – Ch. 58)

© 2019 PCTEST Engineering Laboratory, Inc. V 8.8 11/19/2018
All rights reserved. Unless otherwise specified, no part of this report may be reproduced or utilized in any part, form or by any means, electronic or mechanical, including photocopying and microfilm, without permission in writing from PCTEST Engineering Laboratory, Inc. If you have any questions about this international copyright or have an enquiry about obtaining additional rights to this report or assembly of contents thereof, please contact INFO@PCTEST.COM.