SAMSUNG FCC ID : A3LSCHA645 -- 835MHz AMPS Head SAR
DUT: SCH-A645; Serial: FD-003-G
Program Name: SCH-A645 CDMA Right (Job No. : FD-003)
Procedure Name: Cheek/Touch, Ch.0991, Intenna, Bat. Standard
Procedure Notes: Meas. Ambient Temp(celsius)-21.8; Tissue Temp(celsius)-21.3;Test Date-07/Feb/2006[OET Bulletin 65-Supplement C, July 2001]
Communication System: AMPS; Frequency: 824.04 MHz;Duty Cycle: 1:1
Medium parameters used: f = 824.04 MHz; σ = 0.91 mho/m; ε_r = 41; ρ = 1000 kg/m^3
Phantom section: Right Section
DASY4 Configuration:

- Probe: ES3DV3 - SN3080; ConvF(5.75, 5.75, 5.75); Calibrated: 2005-05-26
- Sensor-Surface: 4mm (Mechanical Surface Detection)
- Electronics: DAE4 Sn533; Calibrated: 2005-11-21
- Phantom: PHANTOM #2; Type: SAM; Serial: TP-1141
- Measurement SW: DASY4, V4.6 Build 23; Postprocessing SW: SEMCAD, V1.8 Build 160

Cheek/Touch, Ch.0991, Intenna, Bat. Standard/Zoom Scan (5x5x7)/Cube 0:
Measurement grid: dx=8mm, dy=8mm, dz=5mm
Reference Value = 14.4 V/m; Power Drift = -0.187 dB
Peak SAR (extrapolated) = 1.73 W/kg
SAR(1 g) = 1.11 mW/g

Maximum value of SAR (measured) = 1.23 mW/g

Cheek/Touch, Ch.0991, Intenna, Bat. Standard/Area Scan (51x71x1): Measurement grid: dx=20mm, dy=20mm
Maximum value of SAR (interpolated) = 1.24 mW/g

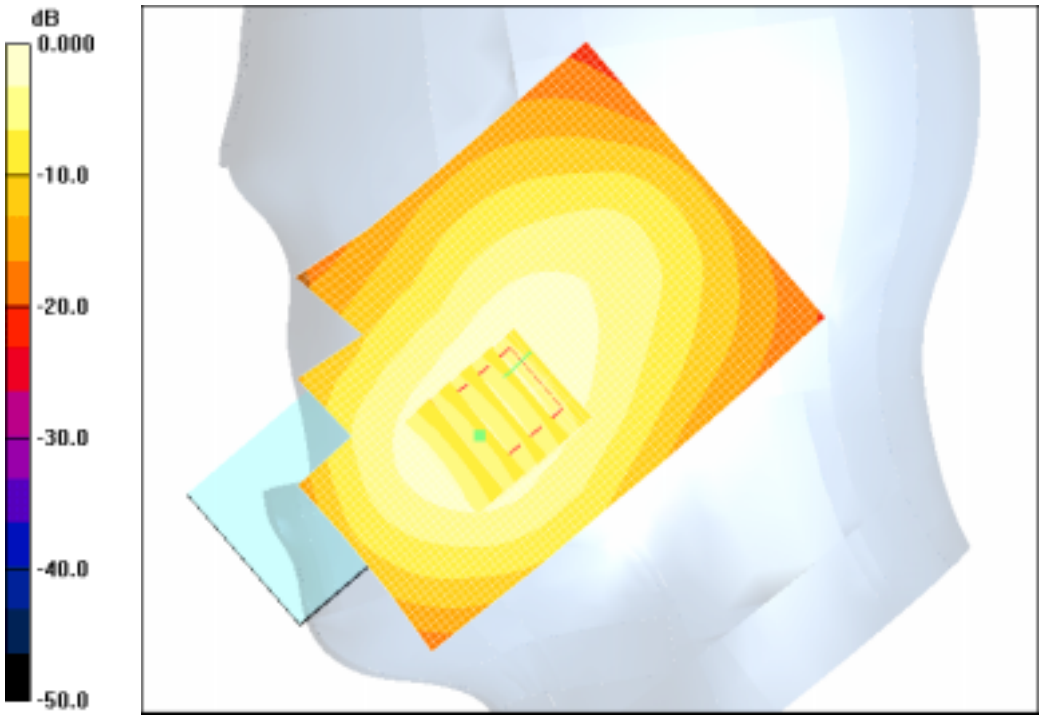

0 dB = 1.24mW/g

SAMSUNG FCC ID : A3LSCHA645 -- 835MHz AMPS Head SAR
DUT: SCH-A645; Serial: FD-003-G
Program Name: SCH-A645 CDMA Right (Job No. : FD-003)
Procedure Name: Ear/Tilt, Ch.0383, Intenna, Bat. Standard
Procedure Notes: Meas. Ambient Temp(celsius)-21.8; Tissue Temp(celsius)-21.3;Test Date-07/Feb/2006[OET Bulletin 65-Supplement C, July 2001]
Communication System: AMPS; Frequency: 836.49 MHz;Duty Cycle: 1:1
Medium parameters used: f = 836.49 MHz; σ = 0.91 mho/m; ε_r = 41; ρ = 1000 kg/m^3
Phantom section: Right Section
DASY4 Configuration:

- Probe: ES3DV3 - SN3080; ConvF(5.75, 5.75, 5.75); Calibrated: 2005-05-26
- Sensor-Surface: 4mm (Mechanical Surface Detection)
- Electronics: DAE4 Sn533; Calibrated: 2005-11-21
- Phantom: PHANTOM #2; Type: SAM; Serial: TP-1141
- Measurement SW: DASY4, V4.6 Build 23; Postprocessing SW: SEMCAD, V1.8 Build 160

Ear/Tilt, Ch.0383, Intenna, Bat. Standard/Area Scan (51x71x1): Measurement grid: dx=20mm, dy=20mm
Maximum value of SAR (interpolated) = 0.188 mW/g

Ear/Tilt, Ch.0383, Intenna, Bat. Standard/Zoom Scan (5x5x7)/Cube 0: Measurement grid: dx=8mm, dy=8mm, dz=5mm
Reference Value = 9.31 V/m; Power Drift = -0.031 dB
Peak SAR (extrapolated) = 0.229 W/kg
SAR(1 g) = 0.177 mW/g
Maximum value of SAR (measured) = 0.185 mW/g

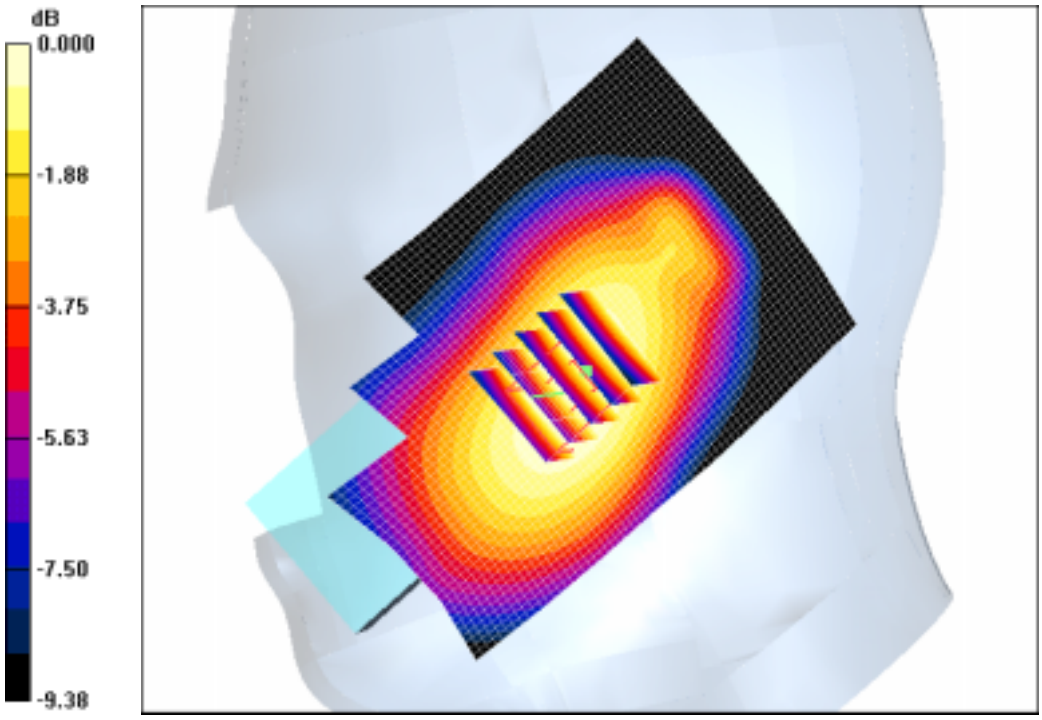

0 dB = 0.185mW/g

SAMSUNG FCC ID : A3LSCHA645 -- 835MHz AMPS Head SAR
DUT: SCH-A645; Serial: FD-003-G
Program Name: SCH-A645 AMPS Left (Job No. : FD-003)
Procedure Name: Cheek/Touch, Ch.0991, Intenna, Bat. Standard
Procedure Notes: Meas. Ambient Temp(celsius)-21.8; Tissue Temp(celsius)-21.3;Test Date-07/Feb/2006[OET Bulletin 65-Supplement C, July 2001]
Communication System: AMPS; Frequency: 824.04 MHz;Duty Cycle: 1:1
Medium parameters used: f = 824.04 MHz; σ = 0.91 mho/m; ε_r = 41; ρ = 1000 kg/m^3
Phantom section: Left Section
DASY4 Configuration:

- Probe: ES3DV3 - SN3080; ConvF(5.75, 5.75, 5.75); Calibrated: 2005-05-26
- Sensor-Surface: 4mm (Mechanical Surface Detection)
- Electronics: DAE4 Sn533; Calibrated: 2005-11-21
- Phantom: PHANTOM #2; Type: SAM; Serial: TP-1141
- Measurement SW: DASY4, V4.6 Build 23; Postprocessing SW: SEMCAD, V1.8 Build 160

Cheek/Touch, Ch.0991, Intenna, Bat. Standard/Area Scan (51x71x1): Measurement grid: dx=20mm, dy=20mm
Maximum value of SAR (interpolated) = 1.09 mW/g

Cheek/Touch, Ch.0991, Intenna, Bat. Standard/Zoom Scan (5x5x7)/Cube 0:
Measurement grid: dx=8mm, dy=8mm, dz=5mm
Reference Value = 14.9 V/m; Power Drift = -0.134 dB
Peak SAR (extrapolated) = 1.41 W/kg
SAR(1 g) = 0.957 mW/g
Maximum value of SAR (measured) = 1.02 mW/g



0 dB = 1.02mW/g

SAMSUNG FCC ID : A3LSCHA645 -- 835MHz AMPS Head SAR
DUT: SCH-A645; Serial: FD-003-G
Program Name: SCH-A645 AMPS Left (Job No. : FD-003)
Procedure Name: Ear/Tilt, Ch.0383, Intenna, Bat. Standard
Procedure Notes: Meas. Ambient Temp(celsius)-21.8; Tissue Temp(celsius)-21.3;Test Date-07/Feb/2006[OET Bulletin 65-Supplement C, July 2001]
Communication System: AMPS; Frequency: 836.49 MHz;Duty Cycle: 1:1
Medium parameters used: f = 836.49 MHz; σ = 0.91 mho/m; ε_r = 41; ρ = 1000 kg/m^3
Phantom section: Left Section
DASY4 Configuration:

- Probe: ES3DV3 - SN3080; ConvF(5.75, 5.75, 5.75); Calibrated: 2005-05-26
- Sensor-Surface: 4mm (Mechanical Surface Detection)
- Electronics: DAE4 Sn533; Calibrated: 2005-11-21
- Phantom: PHANTOM #2; Type: SAM; Serial: TP-1141
- Measurement SW: DASY4, V4.6 Build 23; Postprocessing SW: SEMCAD, V1.8 Build 160

Ear/Tilt, Ch.0383, Intenna, Bat. Standard/Area Scan (51x71x1): Measurement grid: dx=20mm, dy=20mm
Maximum value of SAR (interpolated) = 0.168 mW/g

Ear/Tilt, Ch.0383, Intenna, Bat. Standard/Zoom Scan (5x5x7)/Cube 0: Measurement grid: dx=8mm, dy=8mm, dz=5mm
Reference Value = 9.55 V/m; Power Drift = -0.005 dB
Peak SAR (extrapolated) = 0.206 W/kg
SAR(1 g) = 0.156 mW/g
Maximum value of SAR (measured) = 0.167 mW/g



0 dB = 0.167mW/g

SAMSUNG FCC ID : A3LSCHA645 -- 835MHz AMPS Body SAR
DUT: SCH-A645(body); Serial: FD-003-G
Program Name: SCH-A130 CDMA Body (Job No. : FD-006)
Procedure Name: Body, Ch. 0991, Ant. Intenna, Bat. Standard
Procedure Notes: Meas. Ambient Temp(celsius)-21.8; Tissue Temp(celsius)-21.3;Test Date-07/Feb/2006[OET Bulletin 65-Supplement C, July 2001]
Communication System: AMPS; Frequency: 824.04 MHz;Duty Cycle: 1:1
Medium parameters used: f = 824.04 MHz; σ = 0.98 mho/m; ε_r = 53.9; ρ = 1000 kg/m^3
Phantom section: Flat Section
DASY4 Configuration:

- Probe: ES3DV3 - SN3080; ConvF(5.82, 5.82, 5.82); Calibrated: 2005-05-26
- Sensor-Surface: 4mm (Mechanical Surface Detection)
- Electronics: DAE4 Sn533; Calibrated: 2005-11-21
- Phantom: PHANTOM #2; Type: SAM; Serial: TP-1141
- Measurement SW: DASY4, V4.6 Build 23; Postprocessing SW: SEMCAD, V1.8 Build 160

Body, Ch. 0991, Ant. Intenna, Bat. Standard/Zoom Scan (5x5x7)/Cube 0: Measurement grid: dx=8mm, dy=8mm, dz=5mm
Reference Value = 26.7 V/m; Power Drift = -0.072 dB
Peak SAR (extrapolated) = 1.69 W/kg
SAR(1 g) = 1.17 mW/g
Maximum value of SAR (measured) = 1.26 mW/g

Body, Ch. 0991, Ant. Intenna, Bat. Standard/Area Scan (51x71x1): Measurement grid: dx=20mm, dy=20mm
Maximum value of SAR (interpolated) = 1.31 mW/g

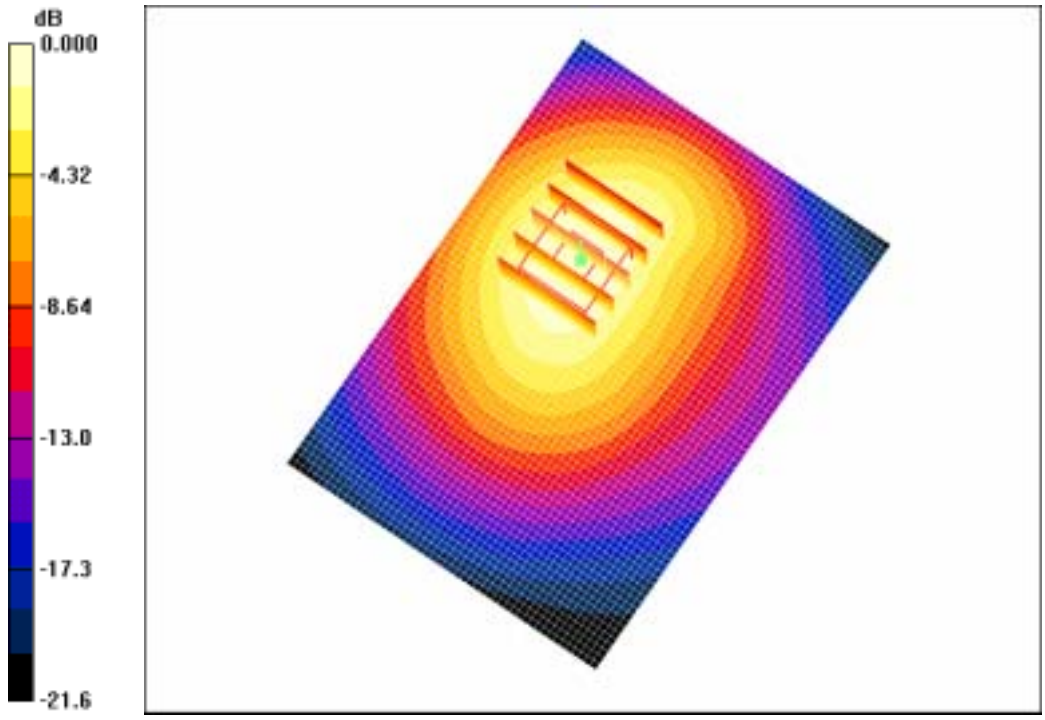

0 dB = 1.31mW/g

SAMSUNG FCC ID : A3LSCHA645 -- 835MHz CDMA Head SAR
DUT: SCH-A645; Serial: FD-003-G
Program Name: SCH-A645 CDMA Right (Job No. : FD-003)
Procedure Name: Cheek/Touch, Ch.1013, Intenna, Bat. Standard
Procedure Notes: Meas. Ambient Temp(celsius)-21.8; Tissue Temp(celsius)-21.2;Test Date-07/Feb/2006[OET Bulletin 65-Supplement C, July 2001]
Communication System: CDMA; Frequency: 824.7 MHz;Duty Cycle: 1:1
Medium parameters used: f = 824.7 MHz; σ = 0.91 mho/m; ε_r = 41; ρ = 1000 kg/m^3
Phantom section: Right Section
DASY4 Configuration:

- Probe: ES3DV3 - SN3080; ConvF(5.75, 5.75, 5.75); Calibrated: 2005-05-26
- Sensor-Surface: 4mm (Mechanical Surface Detection)
- Electronics: DAE4 Sn533; Calibrated: 2005-11-21
- Phantom: PHANTOM #2; Type: SAM; Serial: TP-1141
- Measurement SW: DASY4, V4.6 Build 23; Postprocessing SW: SEMCAD, V1.8 Build 160

Cheek/Touch, Ch.1013, Intenna, Bat. Standard/Zoom Scan (5x5x7)/Cube 0:
Measurement grid: dx=8mm, dy=8mm, dz=5mm
Reference Value = 12.7 V/m; Power Drift = -0.096 dB
Peak SAR (extrapolated) = 1.34 W/kg
SAR(1 g) = 0.865 mW/g

Maximum value of SAR (measured) = 0.939 mW/g

Cheek/Touch, Ch.1013, Intenna, Bat. Standard/Area Scan (51x71x1): Measurement grid: dx=20mm, dy=20mm
Maximum value of SAR (interpolated) = 0.964 mW/g

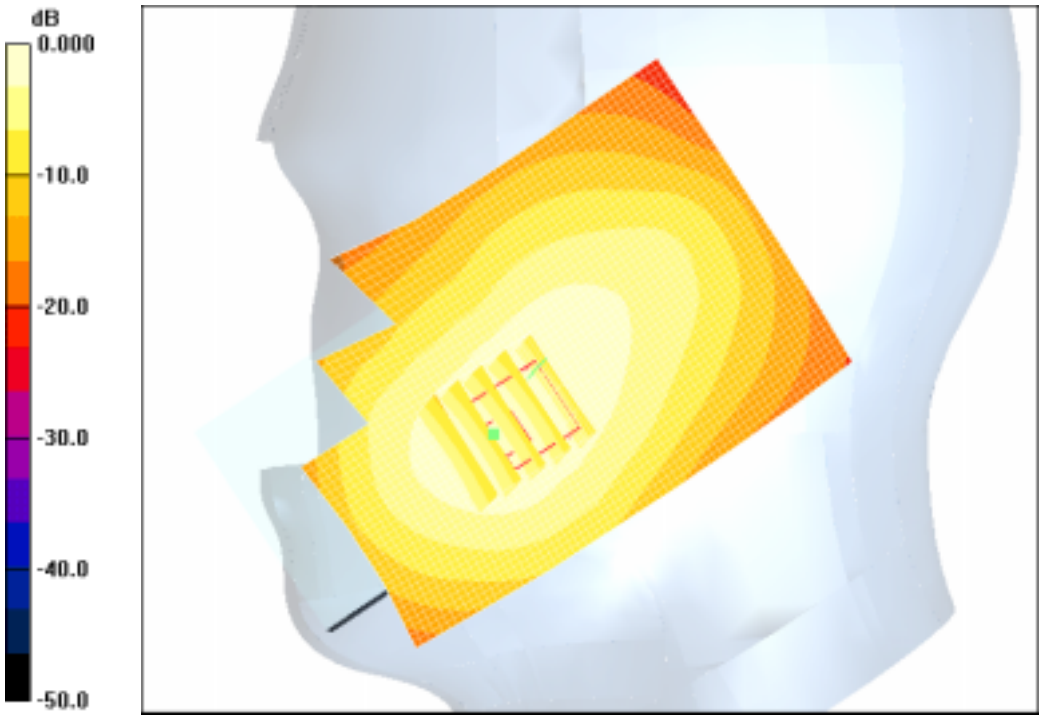

0 dB = 0.964mW/g

SAMSUNG FCC ID : A3LSCHA645 -- 835MHz CDMA Head SAR
DUT: SCH-A645; Serial: FD-003-G
Program Name: SCH-A645 CDMA Right (Job No. : FD-003)
Procedure Name: Ear/Tilt, Ch.0384, Intenna, Bat. Standard
Procedure Notes: Meas. Ambient Temp(celsius)-21.8; Tissue Temp(celsius)-21.2;Test Date-07/Feb/2006[OET Bulletin 65-Supplement C, July 2001]
Communication System: CDMA; Frequency: 836.52 MHz;Duty Cycle: 1:1
Medium parameters used: f = 836.52 MHz; σ = 0.91 mho/m; ε_r = 41; ρ = 1000 kg/m^3
Phantom section: Right Section
DASY4 Configuration:

- Probe: ES3DV3 - SN3080; ConvF(5.75, 5.75, 5.75); Calibrated: 2005-05-26
- Sensor-Surface: 4mm (Mechanical Surface Detection)
- Electronics: DAE4 Sn533; Calibrated: 2005-11-21
- Phantom: PHANTOM #2; Type: SAM; Serial: TP-1141
- Measurement SW: DASY4, V4.6 Build 23; Postprocessing SW: SEMCAD, V1.8 Build 160

Ear/Tilt, Ch.0384, Intenna, Bat. Standard/Area Scan (51x71x1): Measurement grid: dx=20mm, dy=20mm
Maximum value of SAR (interpolated) = 0.143 mW/g

Ear/Tilt, Ch.0384, Intenna, Bat. Standard/Zoom Scan (5x5x7)/Cube 0: Measurement grid: dx=8mm, dy=8mm, dz=5mm
Reference Value = 8.01 V/m; Power Drift = -0.008 dB
Peak SAR (extrapolated) = 0.171 W/kg
SAR(1 g) = 0.133 mW/g

Maximum value of SAR (measured) = 0.139 mW/g

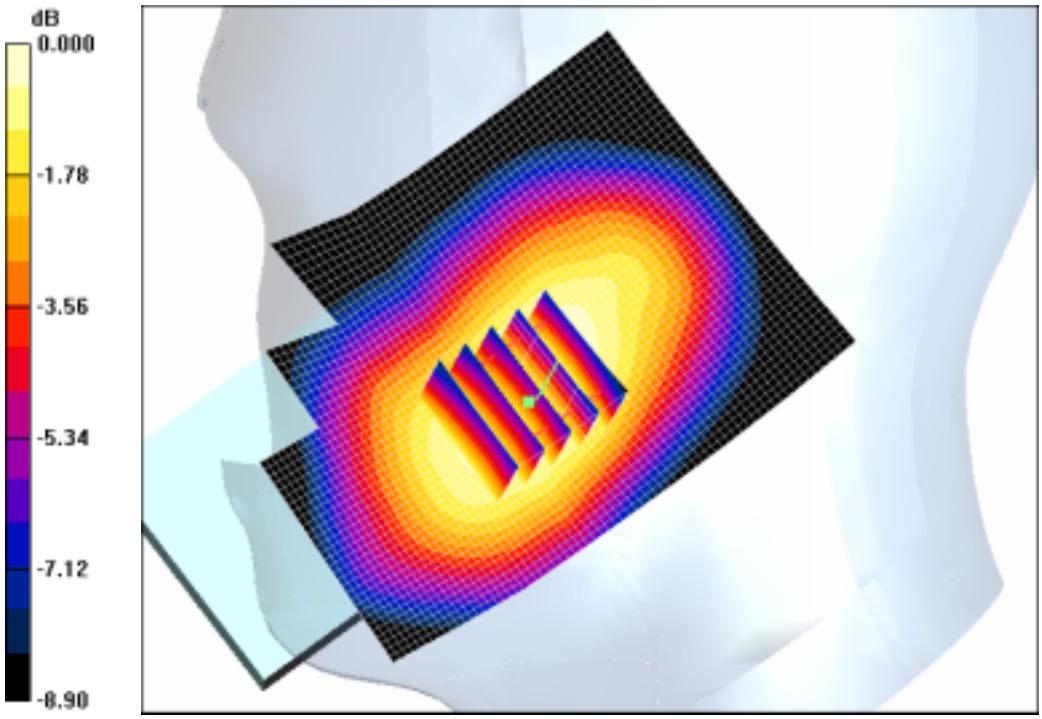

0 dB = 0.139mW/g

SAMSUNG FCC ID : A3LSCHA645 -- 835MHz CDMA Head SAR
DUT: SCH-A645; Serial: FD-003-G
Program Name: SCH-A645 CDMA Left (Job No. : FD-003)
Procedure Name: Cheek/Touch, Ch.1013, Intenna, Bat. Standard 2
Procedure Notes: Meas. Ambient Temp(celsius)-21.8; Tissue Temp(celsius)-21.2;Test Date-07/Feb/2006[OET Bulletin 65-Supplement C, July 2001]
Communication System: CDMA; Frequency: 824.7 MHz;Duty Cycle: 1:1
Medium parameters used: f = 824.7 MHz; σ = 0.91 mho/m; ε_r = 41; ρ = 1000 kg/m^3
Phantom section: Left Section
DASY4 Configuration:

- Probe: ES3DV3 - SN3080; ConvF(5.75, 5.75, 5.75); Calibrated: 2005-05-26
- Sensor-Surface: 4mm (Mechanical Surface Detection)
- Electronics: DAE4 Sn533; Calibrated: 2005-11-21
- Phantom: PHANTOM #2; Type: SAM; Serial: TP-1141
- Measurement SW: DASY4, V4.6 Build 23; Postprocessing SW: SEMCAD, V1.8 Build 160

Cheek/Touch, Ch.1013, Intenna, Bat. Standard 2/Area Scan (51x71x1): Measurement grid: dx=20mm, dy=20mm
Maximum value of SAR (interpolated) = 1.01 mW/g

Cheek/Touch, Ch.1013, Intenna, Bat. Standard 2/Zoom Scan (5x5x7)/Cube 0:
Measurement grid: dx=8mm, dy=8mm, dz=5mm
Reference Value = 14.4 V/m; Power Drift = 0.077 dB
Peak SAR (extrapolated) = 1.29 W/kg
SAR(1 g) = 0.882 mW/g
Maximum value of SAR (measured) = 0.936 mW/g



0 dB = 0.936mW/g

SAMSUNG FCC ID : A3LSCHA645 -- 835MHz CDMA Head SAR
DUT: SCH-A645; Serial: FD-003-G
Program Name: SCH-A645 CDMA Left (Job No. : FD-003)
Procedure Name: Ear/Tilt, Ch.0384, Intenna, Bat. Standard
Procedure Notes: Meas. Ambient Temp(celsius)-21.8; Tissue Temp(celsius)-21.2;Test Date-07/Feb/2006[OET Bulletin 65-Supplement C, July 2001]
Communication System: CDMA; Frequency: 836.52 MHz;Duty Cycle: 1:1
Medium parameters used: f = 836.52 MHz; σ = 0.91 mho/m; ε_r = 41; ρ = 1000 kg/m^3
Phantom section: Left Section
DASY4 Configuration:

- Probe: ES3DV3 - SN3080; ConvF(5.75, 5.75, 5.75); Calibrated: 2005-05-26
- Sensor-Surface: 4mm (Mechanical Surface Detection)
- Electronics: DAE4 Sn533; Calibrated: 2005-11-21
- Phantom: PHANTOM #2; Type: SAM; Serial: TP-1141
- Measurement SW: DASY4, V4.6 Build 23; Postprocessing SW: SEMCAD, V1.8 Build 160

Ear/Tilt, Ch.0384, Intenna, Bat. Standard/Area Scan (51x71x1): Measurement grid: dx=20mm, dy=20mm
Maximum value of SAR (interpolated) = 0.141 mW/g

Ear/Tilt, Ch.0384, Intenna, Bat. Standard/Zoom Scan (5x5x7)/Cube 0: Measurement grid: dx=8mm, dy=8mm, dz=5mm
Reference Value = 8.95 V/m; Power Drift = -0.075 dB
Peak SAR (extrapolated) = 0.174 W/kg
SAR(1 g) = 0.131 mW/g
Maximum value of SAR (measured) = 0.142 mW/g

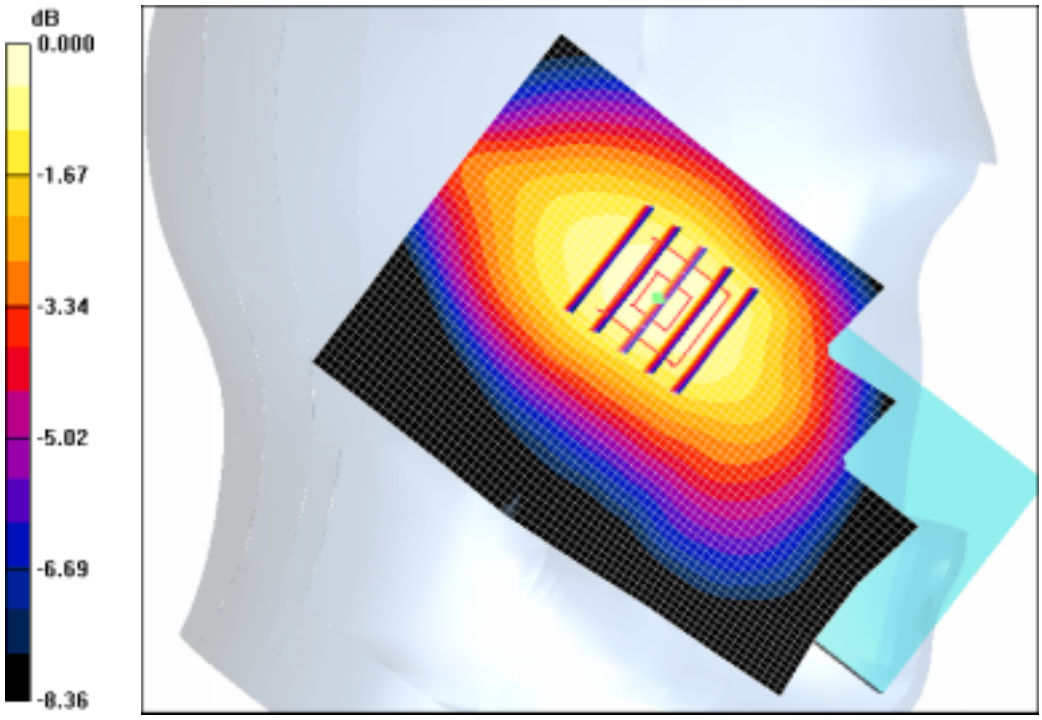

0 dB = 0.142mW/g

SAMSUNG FCC ID : A3LSCHA645 -- 835MHz CDMA Body SAR
DUT: SCH-A645(body); Serial: FD-003-G
Program Name: SCH-A645 CDMA Body (Job No. : FD-003)
Procedure Name: Body, Ch. 1013, Ant. Intenna, Bat. Standard
Procedure Notes: Meas. Ambient Temp(celsius)-21.5; Tissue Temp(celsius)-21.2;Test Date-07/Feb/2006[OET Bulletin 65-Supplement C, July 2001]
Communication System: CDMA; Frequency: 824.7 MHz;Duty Cycle: 1:1
Medium parameters used: f = 824.7 MHz; σ = 0.98 mho/m; ε_r = 53.9; ρ = 1000 kg/m^3
Phantom section: Flat Section
DASY4 Configuration:

- Probe: ES3DV3 - SN3080; ConvF(5.82, 5.82, 5.82); Calibrated: 2005-05-26
- Sensor-Surface: 4mm (Mechanical Surface Detection)
- Electronics: DAE4 Sn533; Calibrated: 2005-11-21
- Phantom: PHANTOM #2; Type: SAM; Serial: TP-1141
- Measurement SW: DASY4, V4.6 Build 23; Postprocessing SW: SEMCAD, V1.8 Build 160

Body, Ch. 1013, Ant. Intenna, Bat. Standard/Zoom Scan (5x5x7)/Cube 0: Measurement grid: dx=8mm, dy=8mm, dz=5mm
Reference Value = 25.4 V/m; Power Drift = -0.093 dB
Peak SAR (extrapolated) = 1.54 W/kg
SAR(1 g) = 1.05 mW/g
Maximum value of SAR (measured) = 1.12 mW/g

Body, Ch. 1013, Ant. Intenna, Bat. Standard/Area Scan (51x71x1): Measurement grid: dx=20mm, dy=20mm
Maximum value of SAR (interpolated) = 1.20 mW/g

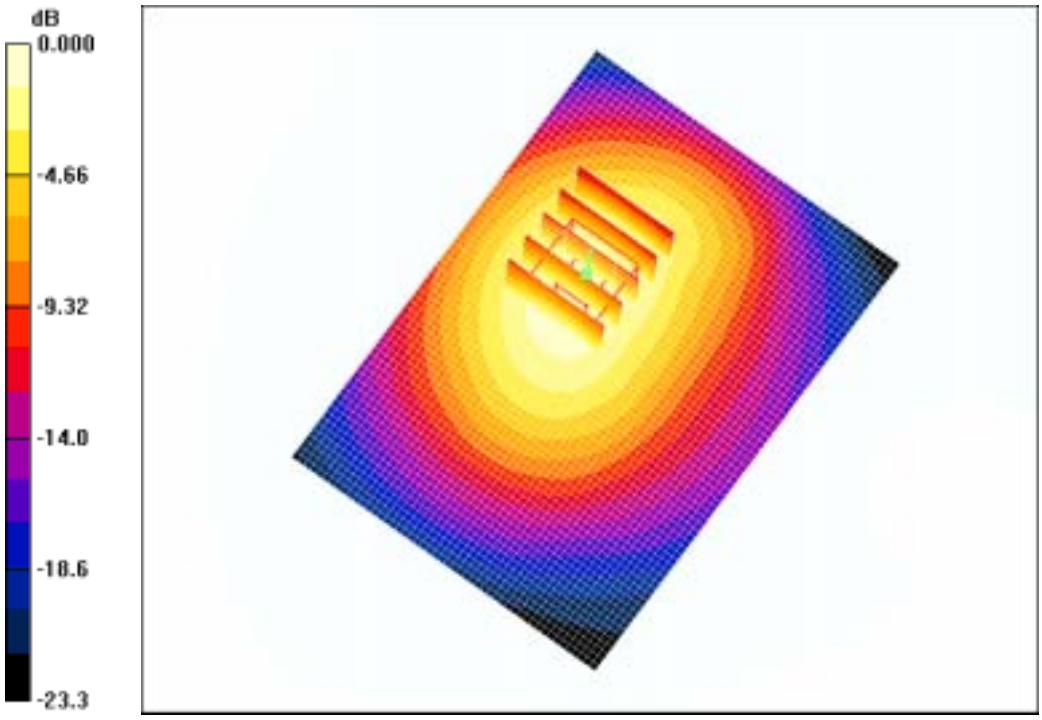

0 dB = 1.20mW/g

SAMSUNG FCC ID : A3LSCHA645 -- 1900MHz PCS Head SAR
DUT: SCH-A645; Serial: FD-003-G
Program Name: SCH-A645 PCS Right (Job No. : FD-003)
Procedure Name: Cheek/Touch, Ch.0025, Intenna, Bat. Standard
Procedure Notes: Meas. Ambient Temp(celsius)-22.1; Tissue Temp(celsius)-20.9;Test Date-08/Feb/2006[OET Bulletin 65-Supplement C, July 2001]
Communication System: PCS; Frequency: 1851.25 MHz;Duty Cycle: 1:1
Medium parameters used: f = 1851.25 MHz; σ = 1.4 mho/m; ε_r = 39.3; ρ = 1000 kg/m^3
Phantom section: Right Section
DASY4 Configuration:

- Probe: ES3DV3 - SN3080; ConvF(4.92, 4.92, 4.92); Calibrated: 2005-05-26
- Sensor-Surface: 4mm (Mechanical Surface Detection)
- Electronics: DAE4 Sn533; Calibrated: 2005-11-21
- Phantom: PHANTOM #1; Type: SAM; Serial: TP-1143
- Measurement SW: DASY4, V4.6 Build 23; Postprocessing SW: SEMCAD, V1.8 Build 160

Cheek/Touch, Ch.0025, Intenna, Bat. Standard/Zoom Scan (5x5x7)/Cube 0:
Measurement grid: dx=8mm, dy=8mm, dz=5mm
Reference Value = 22.5 V/m; Power Drift = -0.049 dB
Peak SAR (extrapolated) = 1.66 W/kg
SAR(1 g) = 1.12 mW/g

Maximum value of SAR (measured) = 1.20 mW/g

Cheek/Touch, Ch.0025, Intenna, Bat. Standard/Area Scan (51x71x1): Measurement grid: dx=20mm, dy=20mm
Maximum value of SAR (interpolated) = 1.46 mW/g

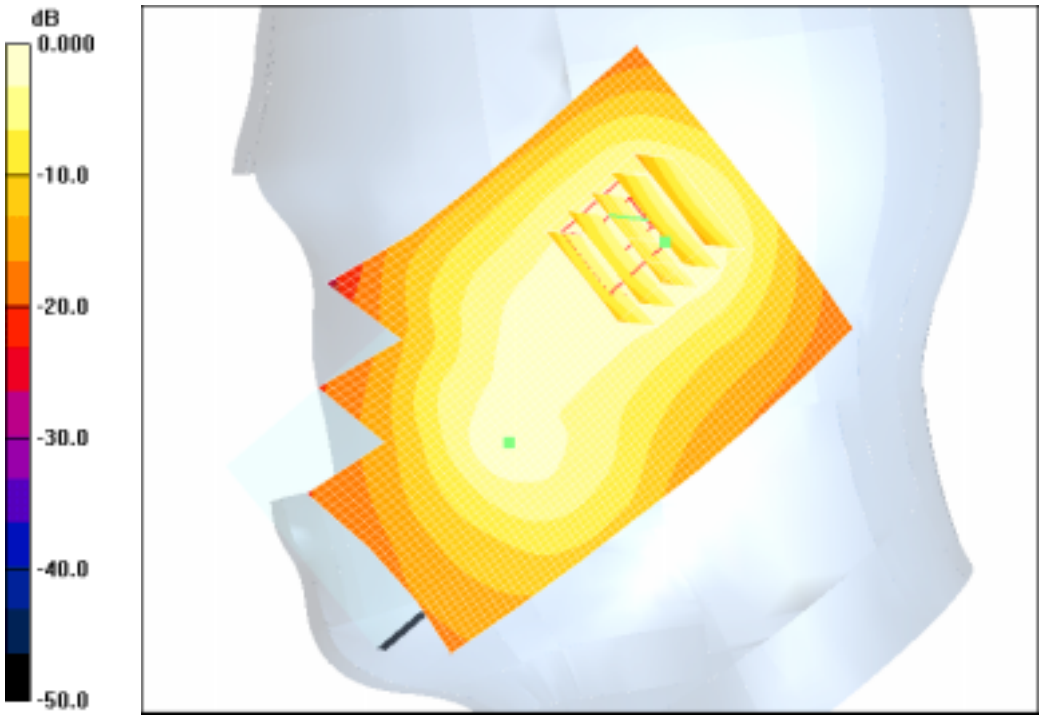

0 dB = 1.46mW/g

SAMSUNG FCC ID : A3LSCHA645 -- 1900MHz PCS Head SAR
DUT: SCH-A645; Serial: FD-003-G
Program Name: SCH-A645 PCS Right (Job No. : FD-003)
Procedure Name: Ear/Tilt, Ch.0600, Intenna, Bat. Standard
Procedure Notes: Meas. Ambient Temp(celsius)-22.1; Tissue Temp(celsius)-20.9;Test Date-08/Feb/2006[OET Bulletin 65-Supplement C, July 2001]
Communication System: PCS; Frequency: 1880 MHz;Duty Cycle: 1:1
Medium parameters used: f = 1880 MHz; σ = 1.4 mho/m; ε_r = 39.3; ρ = 1000 kg/m^3
Phantom section: Right Section
DASY4 Configuration:

- Probe: ES3DV3 - SN3080; ConvF(4.92, 4.92, 4.92); Calibrated: 2005-05-26
- Sensor-Surface: 4mm (Mechanical Surface Detection)
- Electronics: DAE4 Sn533; Calibrated: 2005-11-21
- Phantom: PHANTOM #1; Type: SAM; Serial: TP-1143
- Measurement SW: DASY4, V4.6 Build 23; Postprocessing SW: SEMCAD, V1.8 Build 160

Ear/Tilt, Ch.0600, Intenna, Bat. Standard/Area Scan (51x71x1): Measurement grid: dx=20mm, dy=20mm
Maximum value of SAR (interpolated) = 0.642 mW/g

Ear/Tilt, Ch.0600, Intenna, Bat. Standard/Zoom Scan (5x5x7)/Cube 0: Measurement grid: dx=8mm, dy=8mm, dz=5mm
Reference Value = 17.6 V/m; Power Drift = 0.061 dB
Peak SAR (extrapolated) = 0.715 W/kg
SAR(1 g) = 0.492 mW/g
Maximum value of SAR (measured) = 0.520 mW/g

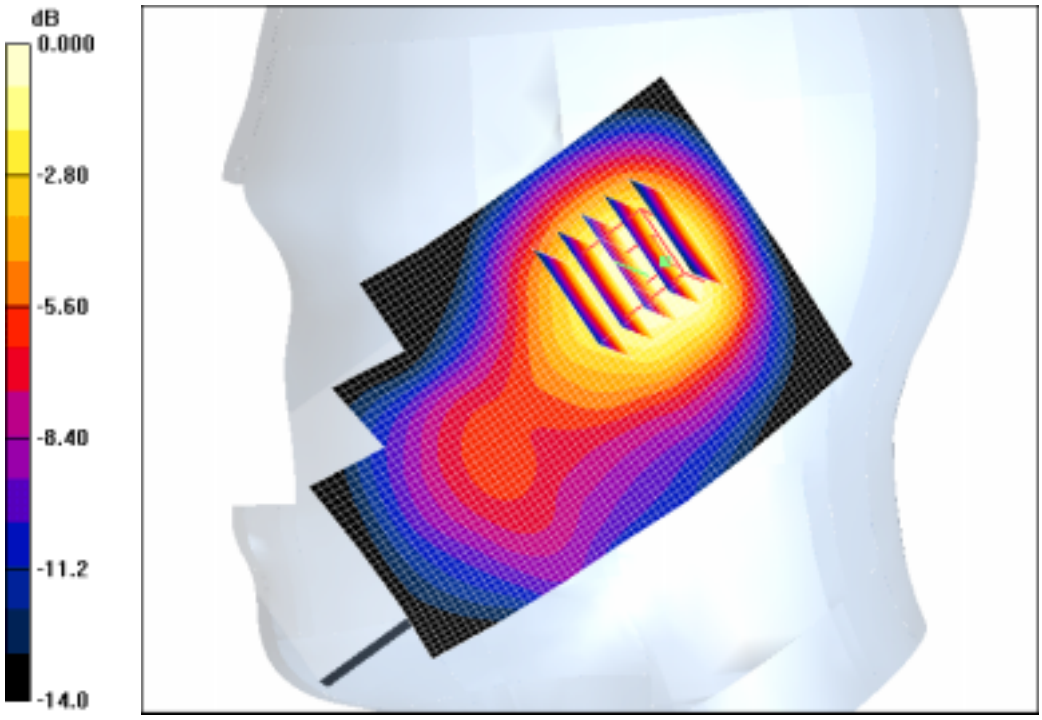

0 dB = 0.520mW/g

SAMSUNG FCC ID : A3LSCHA645 -- 1900MHz PCS Head SAR
DUT: SCH-A645; Serial: FD-003-G
Program Name: SCH-A645 PCS Left (Job No. : FD-003)
Procedure Name: Cheek/Touch, Ch.0600, Intenna, Bat. Standard
Procedure Notes: Meas. Ambient Temp(celsius)-22.1; Tissue Temp(celsius)-20.9;Test Date-08/Feb/2006[OET Bulletin 65-Supplement C, July 2001]
Communication System: PCS; Frequency: 1880 MHz;Duty Cycle: 1:1
Medium parameters used: f = 1880 MHz; σ = 1.4 mho/m; ε_r = 39.3; ρ = 1000 kg/m^3
Phantom section: Left Section
DASY4 Configuration:

- Probe: ES3DV3 - SN3080; ConvF(4.92, 4.92, 4.92); Calibrated: 2005-05-26
- Sensor-Surface: 4mm (Mechanical Surface Detection)
- Electronics: DAE4 Sn533; Calibrated: 2005-11-21
- Phantom: PHANTOM #1; Type: SAM; Serial: TP-1143
- Measurement SW: DASY4, V4.6 Build 23; Postprocessing SW: SEMCAD, V1.8 Build 160

Cheek/Touch, Ch.0600, Intenna, Bat. Standard/Zoom Scan (5x5x7)/Cube 0:
Measurement grid: dx=8mm, dy=8mm, dz=5mm
Reference Value = 20.9 V/m; Power Drift = -0.138 dB
Peak SAR (extrapolated) = 1.89 W/kg
SAR(1 g) = 1.22 mW/g

Maximum value of SAR (measured) = 1.31 mW/g

Cheek/Touch, Ch.0600, Intenna, Bat. Standard/Area Scan (51x71x1): Measurement grid: dx=20mm, dy=20mm
Maximum value of SAR (interpolated) = 1.42 mW/g

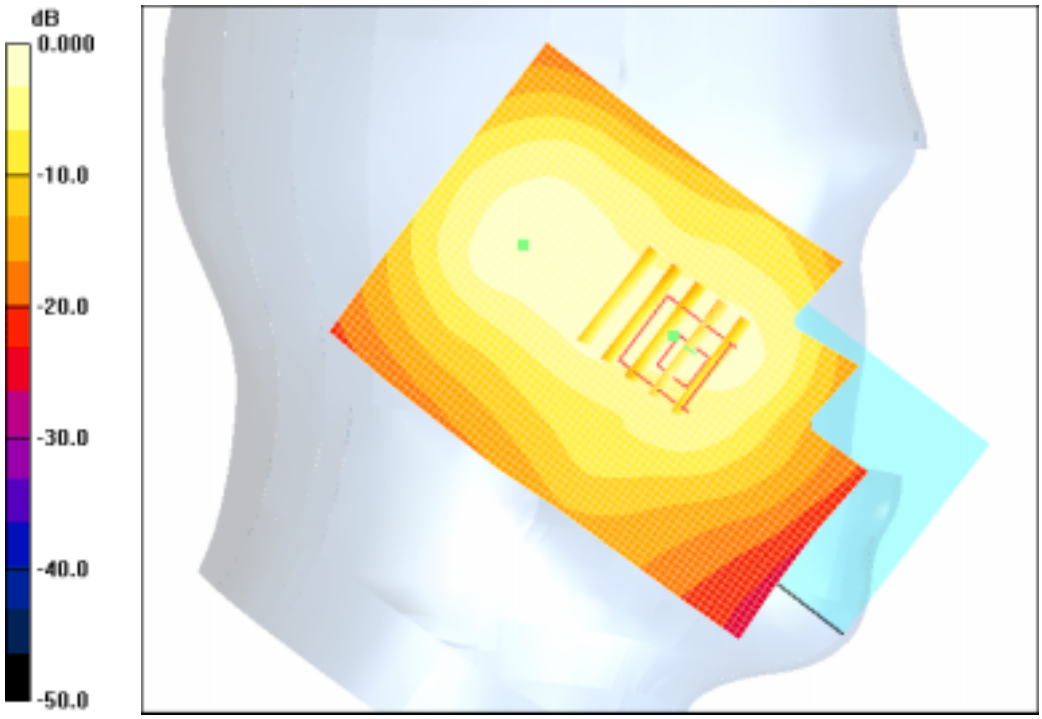

0 dB = 1.42mW/g

SAMSUNG FCC ID : A3LSCHA645 -- 1900MHz PCS Head SAR
DUT: SCH-A645; Serial: FD-003-G
Program Name: SCH-A645 PCS Left (Job No. : FD-003)
Procedure Name: Ear/Tilt, Ch.0600, Intenna, Bat. Standard
Procedure Notes: Meas. Ambient Temp(celsius)-22.1; Tissue Temp(celsius)-20.9;Test Date-08/Feb/2006[OET Bulletin 65-Supplement C, July 2001]
Communication System: PCS; Frequency: 1880 MHz;Duty Cycle: 1:1
Medium parameters used: f = 1880 MHz; σ = 1.4 mho/m; ε_r = 39.3; ρ = 1000 kg/m^3
Phantom section: Left Section
DASY4 Configuration:

- Probe: ES3DV3 - SN3080; ConvF(4.92, 4.92, 4.92); Calibrated: 2005-05-26
- Sensor-Surface: 4mm (Mechanical Surface Detection)
- Electronics: DAE4 Sn533; Calibrated: 2005-11-21
- Phantom: PHANTOM #1; Type: SAM; Serial: TP-1143
- Measurement SW: DASY4, V4.6 Build 23; Postprocessing SW: SEMCAD, V1.8 Build 160

Ear/Tilt, Ch.0600, Intenna, Bat. Standard/Area Scan (51x71x1): Measurement grid: dx=20mm, dy=20mm
Maximum value of SAR (interpolated) = 0.597 mW/g

Ear/Tilt, Ch.0600, Intenna, Bat. Standard/Zoom Scan (5x5x7)/Cube 0: Measurement grid: dx=8mm, dy=8mm, dz=5mm
Reference Value = 17.1 V/m; Power Drift = -0.060 dB
Peak SAR (extrapolated) = 0.653 W/kg
SAR(1 g) = 0.466 mW/g
Maximum value of SAR (measured) = 0.492 mW/g



0 dB = 0.492mW/g

SAMSUNG FCC ID : A3LSCHA645 -- 1900MHz PCS Body SAR
DUT: SCH-A645(body); Serial: FD-003-G
Program Name: SPH-A645 PCS Body (Job No. : FD-003)
Procedure Name: Body, Ch. 0025, Ant. Intenna, Bat. Standard
Procedure Notes: Meas. Ambient Temp(celsius)- 21.5; Tissue Temp(celsius)- 20.9;Test Date-08/Feb/2006 [OET Bulletin 65-Supplement C, July 2001]
Communication System: PCS; Frequency: 1851.25 MHz;Duty Cycle: 1:1
Medium parameters used: f = 1851.25 MHz; σ = 1.54 mho/m; ε_r = 52.1; ρ = 1000 kg/m^3
Phantom section: Flat Section
DASY4 Configuration:

- Probe: ES3DV3 - SN3080; ConvF(4.42, 4.42, 4.42); Calibrated: 2005-05-26
- Sensor-Surface: 4mm (Mechanical Surface Detection)
- Electronics: DAE4 Sn533; Calibrated: 2005-11-21
- Phantom: PHANTOM #2; Type: SAM; Serial: TP-1141
- Measurement SW: DASY4, V4.6 Build 23; Postprocessing SW: SEMCAD, V1.8 Build 160

Body, Ch. 0025, Ant. Intenna, Bat. Standard/Zoom Scan (5x5x7)/Cube 0: Measurement grid: dx=8mm, dy=8mm, dz=5mm
Reference Value = 14.8 V/m; Power Drift = -0.175 dB
Peak SAR (extrapolated) = 0.863 W/kg
SAR(1 g) = 0.566 mW/g
Maximum value of SAR (measured) = 0.609 mW/g

Body, Ch. 0025, Ant. Intenna, Bat. Standard/Area Scan (51x71x1): Measurement grid: dx=20mm, dy=20mm
Maximum value of SAR (interpolated) = 0.605 mW/g

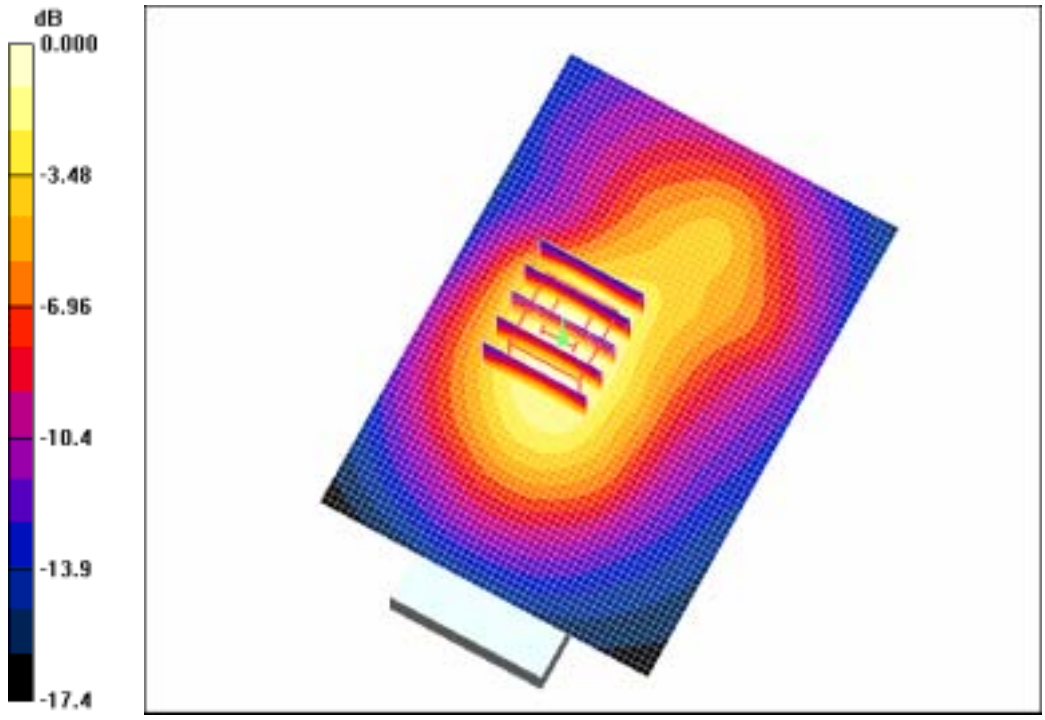

0 dB = 0.605mW/g

SAMSUNG FCC ID : A3LSCHA645 -- 835MHz AMPS Head SAR
DUT: SCH-A645; Serial: FD-003-G
Program Name: SCH-A645 CDMA Right (Job No. : FD-003)
Procedure Name: Cheek/Touch, Ch.0991, Intenna, Bat. Standard
Procedure Notes: Meas. Ambient Temp(celsius)-21.8; Tissue Temp(celsius)-21.3;Test Date-07/Feb/2006[OET Bulletin 65-Supplement C, July 2001]
Communication System: AMPS; Frequency: 824.04 MHz;Duty Cycle: 1:1
Medium parameters used: f = 824.04 MHz; σ = 0.91 mho/m; ε_r = 41; ρ = 1000 kg/m^3
Phantom section: Right Section
DASY4 Configuration:

- Probe: ES3DV3 - SN3080; ConvF(5.75, 5.75, 5.75); Calibrated: 2005-05-26
- Sensor-Surface: 4mm (Mechanical Surface Detection)
- Electronics: DAE4 Sn533; Calibrated: 2005-11-21
- Phantom: PHANTOM #2; Type: SAM; Serial: TP-1141
- Measurement SW: DASY4, V4.6 Build 23; Postprocessing SW: SEMCAD, V1.8 Build 160

Cheek/Touch, Ch.0991, Intenna, Bat. Standard/Zoom Scan (5x5x7)/Cube 0:
Measurement grid: dx=8mm, dy=8mm, dz=5mm
Reference Value = 14.4 V/m; Power Drift = -0.187 dB
Peak SAR (extrapolated) = 1.73 W/kg
SAR(1 g) = 1.11 mW/g

Maximum value of SAR (measured) = 1.23 mW/g

Cheek/Touch, Ch.0991, Intenna, Bat. Standard/Area Scan (51x71x1): Measurement grid: dx=20mm, dy=20mm
Maximum value of SAR (interpolated) = 1.24 mW/g

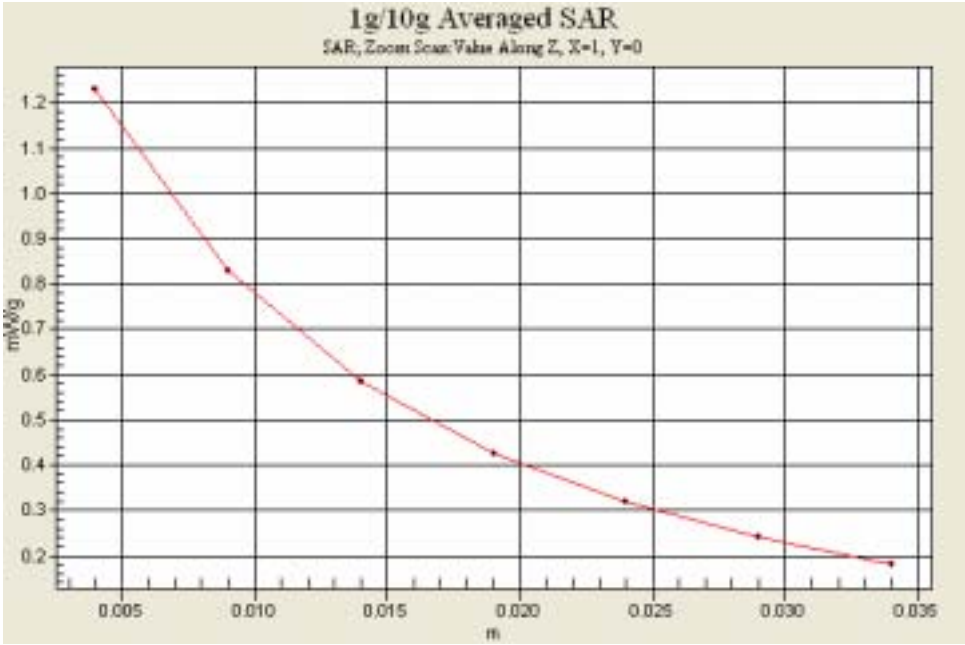

SAMSUNG FCC ID : A3LSCHA645 -- 835MHz AMPS Body SAR
DUT: SCH-A645(body); Serial: FD-003-G
Program Name: SCH-A130 CDMA Body (Job No. : FD-006)
Procedure Name: Body, Ch. 0991, Ant. Intenna, Bat. Standard
Procedure Notes: Meas. Ambient Temp(celsius)-21.8; Tissue Temp(celsius)-21.3;Test Date-07/Feb/2006[OET Bulletin 65-Supplement C, July 2001]
Communication System: AMPS; Frequency: 824.04 MHz;Duty Cycle: 1:1
Medium parameters used: f = 824.04 MHz; σ = 0.98 mho/m; ε_r = 53.9; ρ = 1000 kg/m^3
Phantom section: Flat Section
DASY4 Configuration:

- Probe: ES3DV3 - SN3080; ConvF(5.82, 5.82, 5.82); Calibrated: 2005-05-26
- Sensor-Surface: 4mm (Mechanical Surface Detection)
- Electronics: DAE4 Sn533; Calibrated: 2005-11-21
- Phantom: PHANTOM #2; Type: SAM; Serial: TP-1141
- Measurement SW: DASY4, V4.6 Build 23; Postprocessing SW: SEMCAD, V1.8 Build 160

Body, Ch. 0991, Ant. Intenna, Bat. Standard/Zoom Scan (5x5x7)/Cube 0: Measurement grid: dx=8mm, dy=8mm, dz=5mm
Reference Value = 26.7 V/m; Power Drift = -0.072 dB
Peak SAR (extrapolated) = 1.69 W/kg
SAR(1 g) = 1.17 mW/g
Maximum value of SAR (measured) = 1.26 mW/g

Body, Ch. 0991, Ant. Intenna, Bat. Standard/Area Scan (51x71x1): Measurement grid: dx=20mm, dy=20mm
Maximum value of SAR (interpolated) = 1.31 mW/g

SAMSUNG FCC ID : A3LSCHA645 -- 835MHz CDMA Head SAR
DUT: SCH-A645; Serial: FD-003-G
Program Name: SCH-A645 CDMA Left (Job No. : FD-003)
Procedure Name: Cheek/Touch, Ch.1013, Intenna, Bat. Standard
Procedure Notes: Meas. Ambient Temp(celsius)-21.8; Tissue Temp(celsius)-21.2;Test Date-07/Feb/2006[OET Bulletin 65-Supplement C, July 2001]
Communication System: CDMA; Frequency: 824.7 MHz;Duty Cycle: 1:1
Medium parameters used: f = 824.7 MHz; σ = 0.91 mho/m; ε_r = 41; ρ = 1000 kg/m^3
Phantom section: Left Section
DASY4 Configuration:

- Probe: ES3DV3 - SN3080; ConvF(5.75, 5.75, 5.75); Calibrated: 2005-05-26
- Sensor-Surface: 4mm (Mechanical Surface Detection)
- Electronics: DAE4 Sn533; Calibrated: 2005-11-21
- Phantom: PHANTOM #2; Type: SAM; Serial: TP-1141
- Measurement SW: DASY4, V4.6 Build 23; Postprocessing SW: SEMCAD, V1.8 Build 160

Cheek/Touch, Ch.1013, Intenna, Bat. Standard 2/Area Scan (51x71x1): Measurement grid: dx=20mm, dy=20mm
Maximum value of SAR (interpolated) = 1.01 mW/g

Cheek/Touch, Ch.1013, Intenna, Bat. Standard 2/Zoom Scan (5x5x7)/Cube 0:
Measurement grid: dx=8mm, dy=8mm, dz=5mm
Reference Value = 14.4 V/m; Power Drift = 0.077 dB
Peak SAR (extrapolated) = 1.29 W/kg
SAR(1 g) = 0.882 mW/g
Maximum value of SAR (measured) = 0.936 mW/g

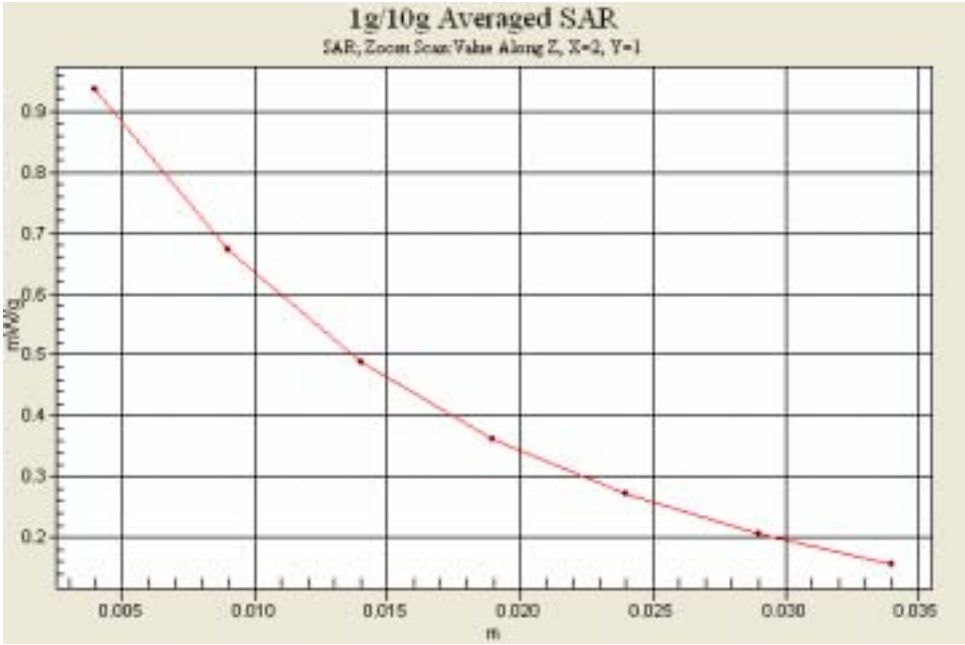

SAMSUNG FCC ID : A3LSCHA645 -- 835MHz CDMA Body SAR
DUT: SCH-A645(body); Serial: FD-003-G
Program Name: SCH-A645 CDMA Body (Job No. : FD-003)
Procedure Name: Body, Ch. 1013, Ant. Intenna, Bat. Standard
Procedure Notes: Meas. Ambient Temp(celsius)-21.5; Tissue Temp(celsius)-21.2;Test Date-07/Feb/2006[OET Bulletin 65-Supplement C, July 2001]
Communication System: CDMA; Frequency: 824.7 MHz;Duty Cycle: 1:1
Medium parameters used: f = 824.7 MHz; σ = 0.98 mho/m; ε_r = 53.9; ρ = 1000 kg/m^3
Phantom section: Flat Section
DASY4 Configuration:

- Probe: ES3DV3 - SN3080; ConvF(5.82, 5.82, 5.82); Calibrated: 2005-05-26
- Sensor-Surface: 4mm (Mechanical Surface Detection)
- Electronics: DAE4 Sn533; Calibrated: 2005-11-21
- Phantom: PHANTOM #2; Type: SAM; Serial: TP-1141
- Measurement SW: DASY4, V4.6 Build 23; Postprocessing SW: SEMCAD, V1.8 Build 160

Body, Ch. 1013, Ant. Intenna, Bat. Standard/Zoom Scan (5x5x7)/Cube 0: Measurement grid: dx=8mm, dy=8mm, dz=5mm
Reference Value = 25.4 V/m; Power Drift = -0.093 dB
Peak SAR (extrapolated) = 1.54 W/kg
SAR(1 g) = 1.05 mW/g
Maximum value of SAR (measured) = 1.12 mW/g

Body, Ch. 1013, Ant. Intenna, Bat. Standard/Area Scan (51x71x1): Measurement grid: dx=20mm, dy=20mm
Maximum value of SAR (interpolated) = 1.20 mW/g

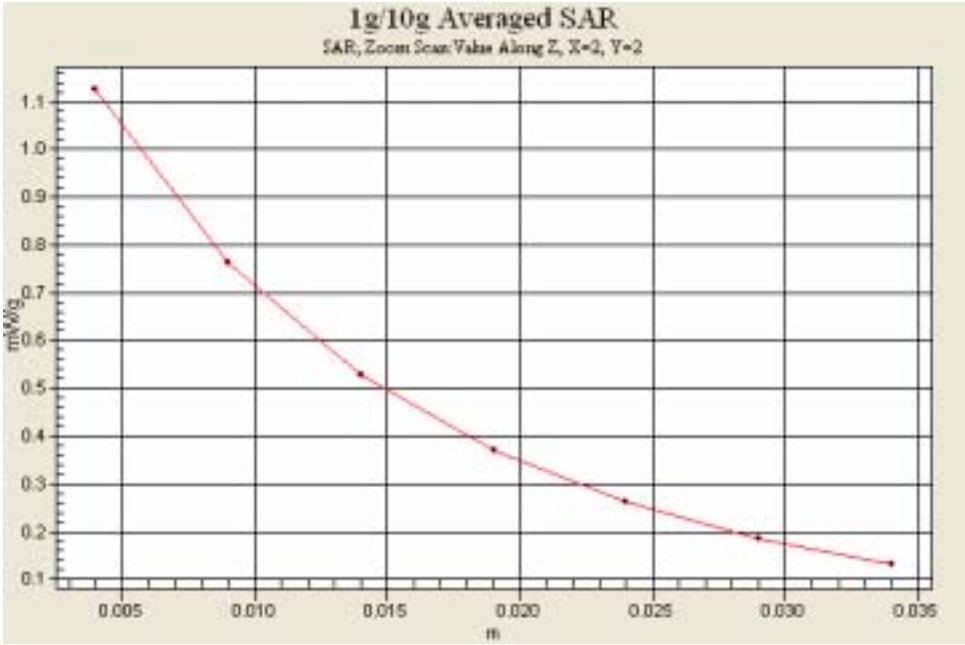

SAMSUNG FCC ID : A3LSCHA645 -- 1900MHz PCS Head SAR
DUT: SCH-A645; Serial: FD-003-G
Program Name: SCH-A645 PCS Left (Job No. : FD-003)
Procedure Name: Cheek/Touch, Ch.0600, Intenna, Bat. Standard
Procedure Notes: Meas. Ambient Temp(celsius)-22.1; Tissue Temp(celsius)-20.9;Test Date-08/Feb/2006[OET Bulletin 65-Supplement C, July 2001]
Communication System: PCS; Frequency: 1880 MHz;Duty Cycle: 1:1
Medium parameters used: f = 1880 MHz; σ = 1.4 mho/m; ε_r = 39.3; ρ = 1000 kg/m^3
Phantom section: Left Section
DASY4 Configuration:

- Probe: ES3DV3 - SN3080; ConvF(4.92, 4.92, 4.92); Calibrated: 2005-05-26
- Sensor-Surface: 4mm (Mechanical Surface Detection)
- Electronics: DAE4 Sn533; Calibrated: 2005-11-21
- Phantom: PHANTOM #1; Type: SAM; Serial: TP-1143
- Measurement SW: DASY4, V4.6 Build 23; Postprocessing SW: SEMCAD, V1.8 Build 160

Cheek/Touch, Ch.0600, Intenna, Bat. Standard/Zoom Scan (5x5x7)/Cube 0:
Measurement grid: dx=8mm, dy=8mm, dz=5mm
Reference Value = 20.9 V/m; Power Drift = -0.138 dB
Peak SAR (extrapolated) = 1.89 W/kg
SAR(1 g) = 1.22 mW/g

Maximum value of SAR (measured) = 1.31 mW/g

Cheek/Touch, Ch.0600, Intenna, Bat. Standard/Area Scan (51x71x1): Measurement grid: dx=20mm, dy=20mm
Maximum value of SAR (interpolated) = 1.42 mW/g

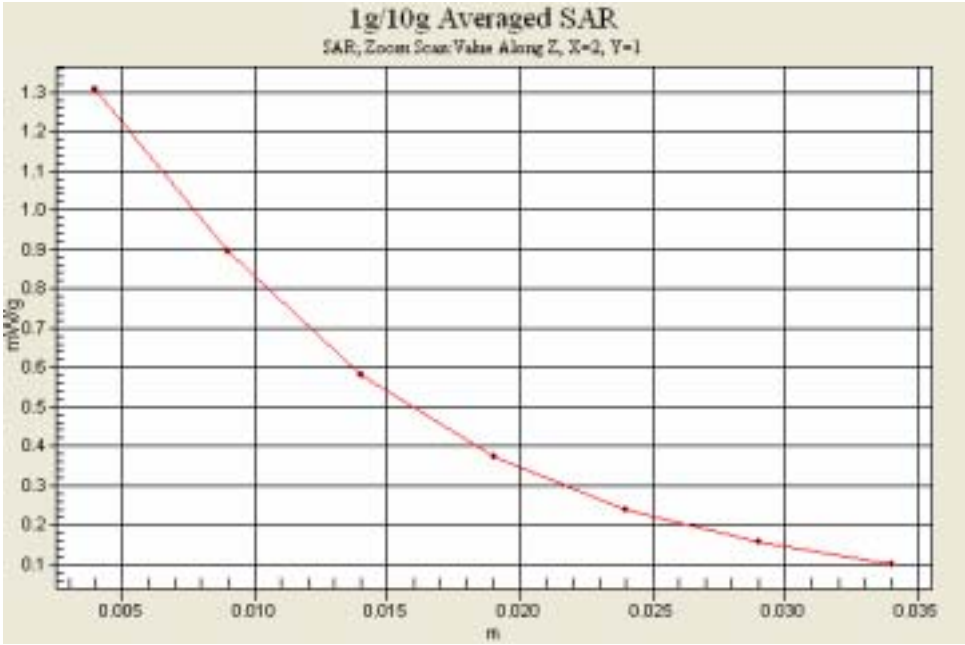

SAMSUNG FCC ID : A3LSCHA645 -- 1900MHz PCS Body SAR
DUT: SCH-A645(body); Serial: FD-003-G
Program Name: SCH-A645 PCS Body (Job No. : FD-003)
Procedure Name: Body, Ch. 0025, Ant. Intenna, Bat. Standard
Procedure Notes: Meas. Ambient Temp(celsius)- 21.5; Tissue Temp(celsius)- 20.9;Test Date-08/Feb/2006 [OET Bulletin 65-Supplement C, July 2001]
Communication System: PCS; Frequency: 1851.25 MHz;Duty Cycle: 1:1
Medium parameters used: f = 1851.25 MHz; σ = 1.54 mho/m; ε_r = 52.1; ρ = 1000 kg/m^3
Phantom section: Flat Section
DASY4 Configuration:

- Probe: ES3DV3 - SN3080; ConvF(4.42, 4.42, 4.42); Calibrated: 2005-05-26
- Sensor-Surface: 4mm (Mechanical Surface Detection)
- Electronics: DAE4 Sn533; Calibrated: 2005-11-21
- Phantom: PHANTOM #2; Type: SAM; Serial: TP-1141
- Measurement SW: DASY4, V4.6 Build 23; Postprocessing SW: SEMCAD, V1.8 Build 160

Body, Ch. 0025, Ant. Intenna, Bat. Standard/Zoom Scan (5x5x7)/Cube 0: Measurement grid: dx=8mm, dy=8mm, dz=5mm
Reference Value = 14.8 V/m; Power Drift = -0.175 dB
Peak SAR (extrapolated) = 0.863 W/kg
SAR(1 g) = 0.566 mW/g
Maximum value of SAR (measured) = 0.609 mW/g

Body, Ch. 0025, Ant. Intenna, Bat. Standard/Area Scan (51x71x1): Measurement grid: dx=20mm, dy=20mm
Maximum value of SAR (interpolated) = 0.605 mW/g