SAMSUNG FCC ID : A3LSCHA720 -- 835MHz CDMA Head SAR

DUT: SCH-A720; Serial: FB-065-K

Program Name: SCH-A720 CDMA Right (Job No.: FB-065)
Procedure Name: Cheek/Touch, Ch.1013, Ant.Out, Bat.Standard
Procedure Notes: Meas.Tissue Temp(celsius)-21.7;Test Date-22/Nov/2004[OET Bulletin 65-Supplement C, July 2001]

Communication System: CDMA; Frequency: 824.7 MHz;Duty Cycle: 1:1
Medium parameters used: f = 824.7 MHz; σ = 0.88 mho/m; ε_r = 41; ρ = 1000 kg/m^3
Phantom section: Right Section

DASY4 Configuration:

- Probe: ET3DV6 - SN1551; ConvF(6.54, 6.54, 6.54); Calibrated: 2004-04-27
- Sensor-Surface: 4mm (Mechanical And Optical Surface Detection)
- Electronics: DAE3 Sn486; Calibrated: 2004-08-23
- Phantom: SAM 835/900 MHz; Type: SAM; Serial: TP-1247
- Measurement SW: DASY4, V4.3 Build 22; Postprocessing SW: SEMCAD, V1.8 Build 127

Cheek/Touch, Ch.1013, Ant.Out, Bat.Standard/Area Scan (51x71x1): Measurement grid: dx=20mm, dy=20mm

Maximum value of SAR (interpolated) = 1.28 mW/g

Cheek/Touch, Ch.1013, Ant.Out, Bat.Standard/Zoom Scan (5x5x7)/Cube 0:

Measurement grid: dx=8mm, dy=8mm, dz=5mm
Reference Value = 8.71 V/m; Power Drift = 0.2 dB
Peak SAR (extrapolated) = 1.73 W/kg
SAR(1 g) = 1.17 mW/g
Maximum value of SAR (measured) = 1.26 mW/g

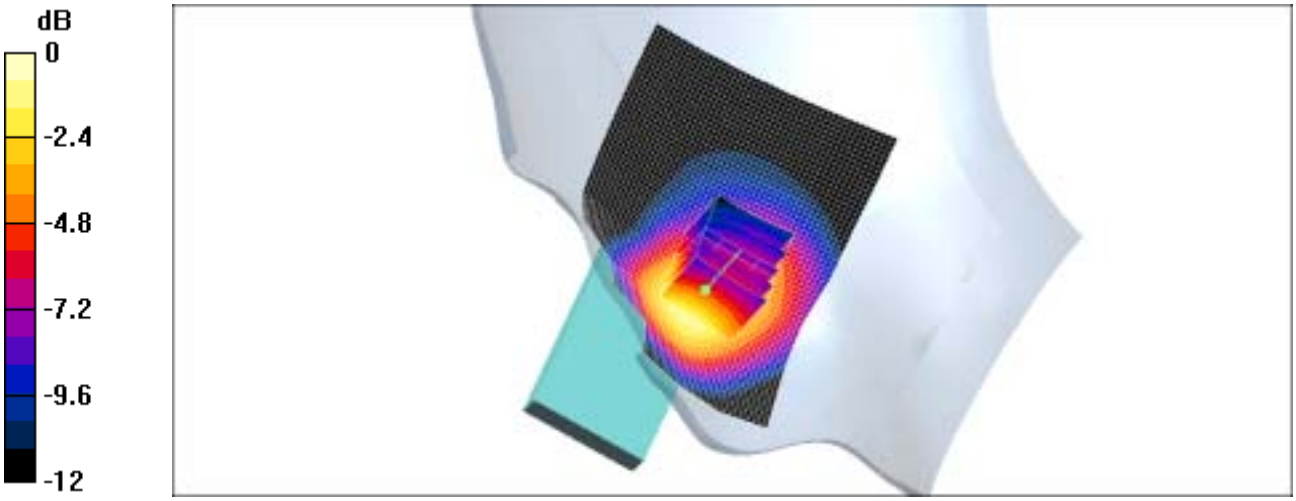

0 dB = 1.26mW/g

SAMSUNG FCC ID : A3LSCHA720 -- 835MHz CDMA Head SAR

DUT: SCH-A720; Serial: FB-065-K

Program Name: SCH-A720 CDMA Right (Job No.: FB-065)
Procedure Name: Ear/Tilt, Ch.0363, Ant.Out, Bat.Standard
Procedure Notes: Meas.Tissue Temp(celsius)-21.7;Test Date-22/Nov/2004[OET Bulletin 65-Supplement C, July 2001]

Communication System: CDMA; Frequency: 835.89 MHz;Duty Cycle: 1:1
Medium parameters used: f = 835.89 MHz; σ = 0.88 mho/m; ε_r = 41; ρ = 1000 kg/m^3
Phantom section: Right Section

DASY4 Configuration:

- Probe: ET3DV6 - SN1551; ConvF(6.54, 6.54, 6.54); Calibrated: 2004-04-27
- Sensor-Surface: 4mm (Mechanical And Optical Surface Detection)
- Electronics: DAE3 Sn486; Calibrated: 2004-08-23
- Phantom: SAM 835/900 MHz; Type: SAM; Serial: TP-1247
- Measurement SW: DASY4, V4.3 Build 22; Postprocessing SW: SEMCAD, V1.8 Build 127

Ear/Tilt, Ch.0363, Ant.Out, Bat.Standard/Area Scan (51x71x1): Measurement grid: dx=20mm, dy=20mm

Maximum value of SAR (interpolated) = 0.188 mW/g

Ear/Tilt, Ch.0363, Ant.Out, Bat.Standard/Zoom Scan (5x5x7)/Cube 0: Measurement grid: dx=8mm, dy=8mm, dz=5mm

Reference Value = 7.51 V/m; Power Drift = 0.1 dB
Peak SAR (extrapolated) = 0.225 W/kg
SAR(1 g) = 0.175 mW/g
Maximum value of SAR (measured) = 0.185 mW/g

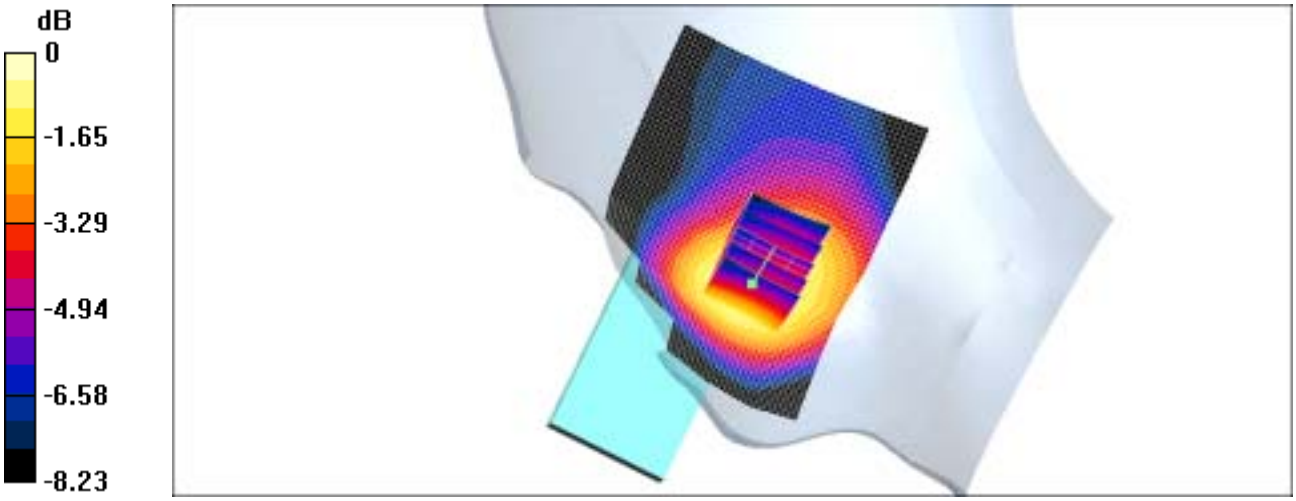

0 dB = 0.185mW/g

SAMSUNG FCC ID : A3LSCHA720 -- 835MHz CDMA Head SAR

DUT: SCH-A720; Serial: FB-065-K

Program Name: SCH-A720 CDMA Left (Job No.: FB-065)
Procedure Name: Cheek/Touch, Ch.1013, Ant.Out, Bat.Standard
Procedure Notes: Meas.Tissue Temp(celsius)-21.7;Test Date-22/Nov/2004[OET Bulletin 65-Supplement C, July 2001]

Communication System: CDMA; Frequency: 824.7 MHz;Duty Cycle: 1:1
Medium parameters used: f = 824.7 MHz; σ = 0.88 mho/m; ε_r = 41; ρ = 1000 kg/m^3
Phantom section: Left Section

DASY4 Configuration:

- Probe: ET3DV6 - SN1551; ConvF(6.54, 6.54, 6.54); Calibrated: 2004-04-27
- Sensor-Surface: 4mm (Mechanical And Optical Surface Detection)
- Electronics: DAE3 Sn486; Calibrated: 2004-08-23
- Phantom: SAM 835/900 MHz; Type: SAM; Serial: TP-1247
- Measurement SW: DASY4, V4.3 Build 22; Postprocessing SW: SEMCAD, V1.8 Build 127

Cheek/Touch, Ch.1013, Ant.Out, Bat.Standard/Area Scan (51x71x1): Measurement grid: dx=20mm, dy=20mm

Maximum value of SAR (interpolated) = 0.995 mW/g

Cheek/Touch, Ch.1013, Ant.Out, Bat.Standard/Zoom Scan (5x5x7)/Cube 0:

Measurement grid: dx=8mm, dy=8mm, dz=5mm
Reference Value = 8.48 V/m; Power Drift = 0.1 dB
Peak SAR (extrapolated) = 1.36 W/kg
SAR(1 g) = 1.01 mW/g
Maximum value of SAR (measured) = 1.01 mW/g

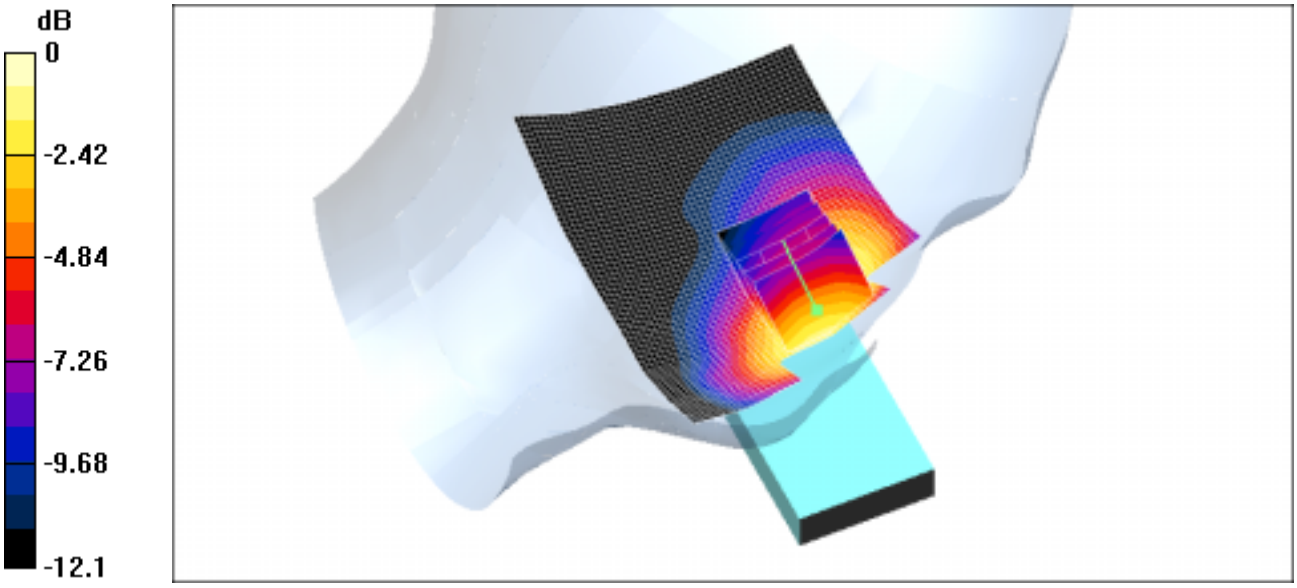

0 dB = 1.01mW/g

SAMSUNG FCC ID : A3LSCHA720 -- 835MHz CDMA Head SAR

DUT: SCH-A720; Serial: FB-065-K

Program Name: SCH-A720 CDMA Left (Job No.: FB-065)
Procedure Name: Ear/Tilt, Ch.0363, Ant.Out, Bat.Standard
Procedure Notes: Meas.Tissue Temp(celsius)-21.7;Test Date-22/Nov/2004[OET Bulletin 65-Supplement C, July 2001]

Communication System: CDMA; Frequency: 835.89 MHz;Duty Cycle: 1:1
Medium parameters used: f = 835.89 MHz; σ = 0.88 mho/m; ε_r = 41; ρ = 1000 kg/m^3
Phantom section: Left Section

DASY4 Configuration:

- Probe: ET3DV6 - SN1551; ConvF(6.54, 6.54, 6.54); Calibrated: 2004-04-27
- Sensor-Surface: 4mm (Mechanical And Optical Surface Detection)
- Electronics: DAE3 Sn486; Calibrated: 2004-08-23
- Phantom: SAM 835/900 MHz; Type: SAM; Serial: TP-1247
- Measurement SW: DASY4, V4.3 Build 22; Postprocessing SW: SEMCAD, V1.8 Build 127

Ear/Tilt, Ch.0363, Ant.Out, Bat.Standard/Area Scan (51x71x1): Measurement grid: dx=20mm, dy=20mm

Maximum value of SAR (interpolated) = 0.202 mW/g

Ear/Tilt, Ch.0363, Ant.Out, Bat.Standard/Zoom Scan (5x5x7)/Cube 0: Measurement grid: dx=8mm, dy=8mm, dz=5mm

Reference Value = 7.13 V/m; Power Drift = 0.0 dB
Peak SAR (extrapolated) = 0.227 W/kg
SAR(1 g) = 0.178 mW/g
Maximum value of SAR (measured) = 0.183 mW/g

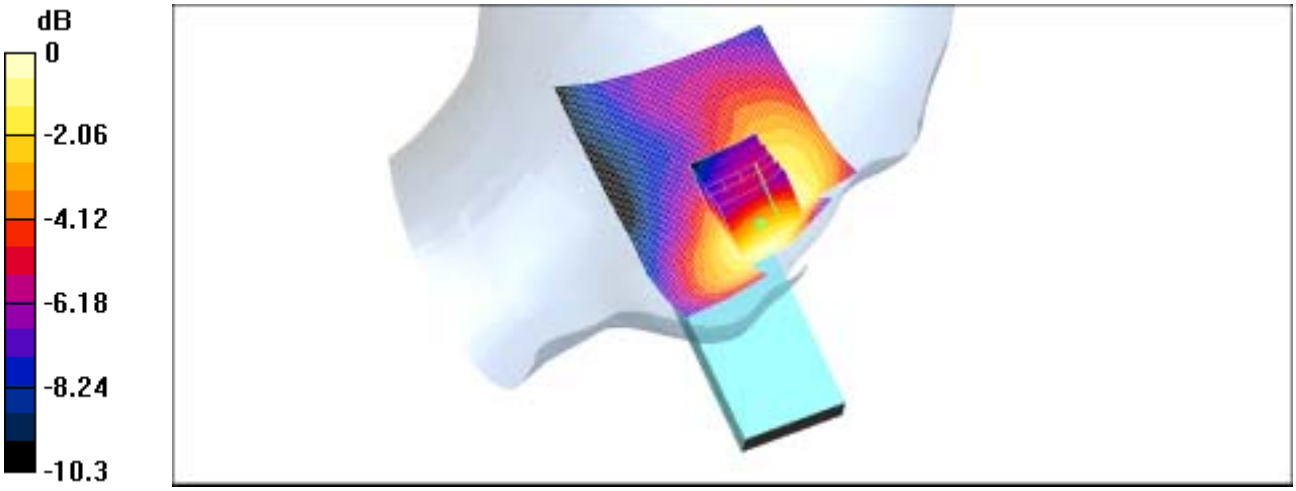

0 dB = 0.183mW/g

SAMSUNG FCC ID : A3LSCHA720 -- 1900MHz PCS CDMA Head SAR

DUT: SCH-A720; Serial: FB-065-K

Program Name: SCH-A720 PCS Right (Job No.: FB-065)
Procedure Name: Cheek/Touch, Ch.0025, Ant.In, Bat.Standard
Procedure Notes: Meas.Tissue Temp(celsius)-21.4;Test Date-19/Nov/2004[OET Bulletin 65-Supplement C, July 2001]

Communication System: PCS; Frequency: 1851.25 MHz;Duty Cycle: 1:1
Medium parameters used: f = 1851.25 MHz; σ = 1.39 mho/m; ε_r = 39.5; ρ = 1000 kg/m^3
Phantom section: Right Section

DASY4 Configuration:

- Probe: ET3DV6 - SN1551; ConvF(5, 5, 5); Calibrated: 2004-04-27
- Sensor-Surface: 4mm (Mechanical And Optical Surface Detection)
- Electronics: DAE3 Sn486; Calibrated: 2004-08-23
- Phantom: SAM 1800/1900 MHz; Type: SAM; Serial: TP-1248
- Measurement SW: DASY4, V4.3 Build 22; Postprocessing SW: SEMCAD, V1.8 Build 127

Cheek/Touch, Ch.0025, Ant.In, Bat.Standard/Area Scan (51x71x1): Measurement grid: dx=20mm, dy=20mm
Maximum value of SAR (interpolated) = 0.856 mW/g

Cheek/Touch, Ch.0025, Ant.In, Bat.Standard/Zoom Scan (5x5x7)/Cube 0: Measurement grid: dx=8mm, dy=8mm, dz=5mm
Reference Value = 7.18 V/m; Power Drift = -0.1 dB
Peak SAR (extrapolated) = 1.18 W/kg
SAR(1 g) = 0.764 mW/g
Maximum value of SAR (measured) = 0.795 mW/g

Cheek/Touch, Ch.0025, Ant.In, Bat.Standard/Zoom Scan (5x5x7)/Cube 1: Measurement grid: dx=8mm, dy=8mm, dz=5mm
Reference Value = 7.18 V/m; Power Drift = -0.1 dB
Peak SAR (extrapolated) = 0.844 W/kg
SAR(1 g) = 0.644 mW/g
Maximum value of SAR (measured) = 0.681 mW/g

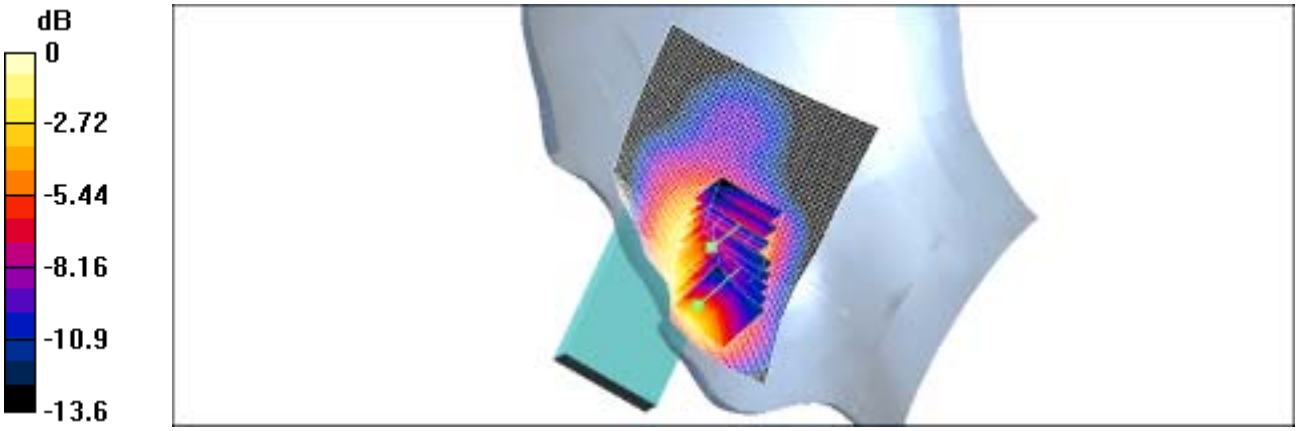

0 dB = 0.681mW/g

SAMSUNG FCC ID : A3LSCHA720 -- 1900MHz PCS CDMA Head SAR

DUT: SCH-A720; Serial: FB-065-K

Program Name: SCH-A720 PCS Right (Job No.: FB-065)
Procedure Name: Ear/Tilt, Ch.0600, Ant.Out, Bat.Standard
Procedure Notes: Meas.Tissue Temp(celsius)-21.4;Test Date-19/Nov/2004[OET Bulletin 65-Supplement C, July 2001]

Communication System: PCS; Frequency: 1880 MHz;Duty Cycle: 1:1
Medium parameters used: f = 1880 MHz; σ = 1.39 mho/m; ε_r = 39.5; ρ = 1000 kg/m^3
Phantom section: Right Section

DASY4 Configuration:

- Probe: ET3DV6 - SN1551; ConvF(5, 5, 5); Calibrated: 2004-04-27
- Sensor-Surface: 4mm (Mechanical And Optical Surface Detection)
- Electronics: DAE3 Sn486; Calibrated: 2004-08-23
- Phantom: SAM 1800/1900 MHz; Type: SAM; Serial: TP-1248
- Measurement SW: DASY4, V4.3 Build 22; Postprocessing SW: SEMCAD, V1.8 Build 127

Ear/Tilt, Ch.0600, Ant.Out, Bat.Standard/Area Scan (51x71x1): Measurement grid: dx=20mm, dy=20mm

Maximum value of SAR (interpolated) = 0.399 mW/g

Ear/Tilt, Ch.0600, Ant.Out, Bat.Standard/Zoom Scan (5x5x7)/Cube 0: Measurement grid: dx=8mm, dy=8mm, dz=5mm

Reference Value = 16.8 V/m; Power Drift = -0.2 dB
Peak SAR (extrapolated) = 0.450 W/kg
SAR(1 g) = 0.349 mW/g
Maximum value of SAR (measured) = 0.378 mW/g

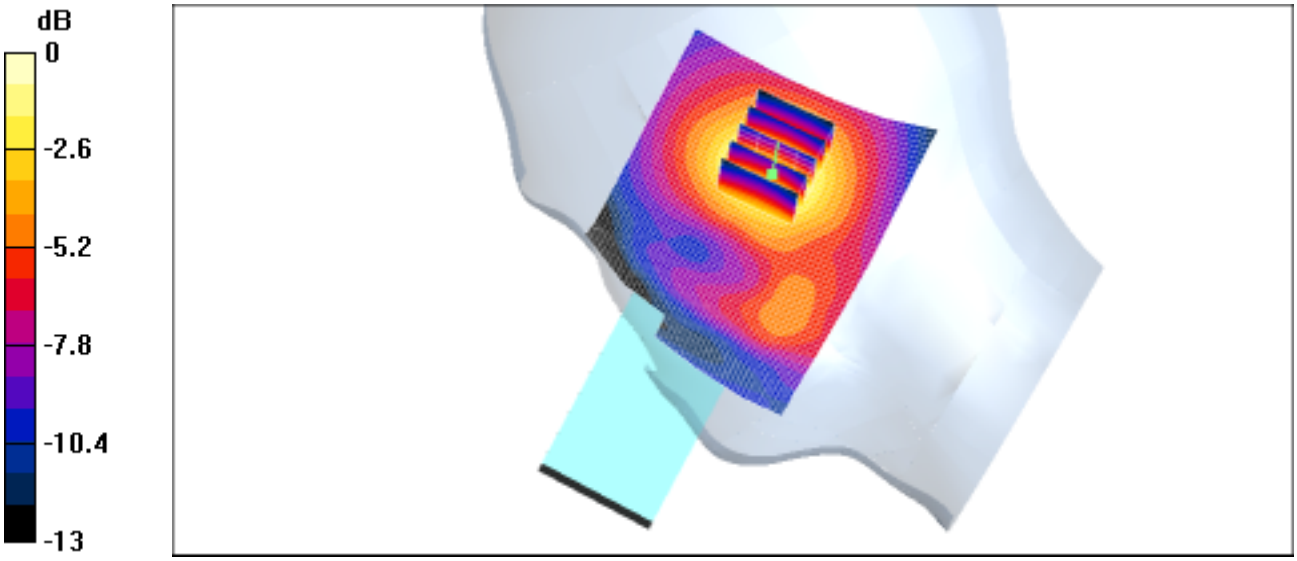

0 dB = 0.378mW/g

SAMSUNG FCC ID : A3LSCHA720 -- 1900MHz PCS CDMA Head SAR

DUT: SCH-A720; Serial: FB-065-K

Program Name: SCH-A720 PCS Left (Job No.: FB-065)
Procedure Name: Cheek/Touch, Ch.0025, Ant.In, Bat.Standard
Procedure Notes: Meas.Tissue Temp(celsius)-21.4;Test Date-19/Nov/2004[OET Bulletin 65-Supplement C, July 2001]

Communication System: PCS; Frequency: 1851.25 MHz;Duty Cycle: 1:1
Medium parameters used: f = 1851.25 MHz; σ = 1.39 mho/m; ε_r = 39.5; ρ = 1000 kg/m^3
Phantom section: Left Section

DASY4 Configuration:

- Probe: ET3DV6 - SN1551; ConvF(5, 5, 5); Calibrated: 2004-04-27
- Sensor-Surface: 4mm (Mechanical And Optical Surface Detection)
- Electronics: DAE3 Sn486; Calibrated: 2004-08-23
- Phantom: SAM 1800/1900 MHz; Type: SAM; Serial: TP-1248
- Measurement SW: DASY4, V4.3 Build 22; Postprocessing SW: SEMCAD, V1.8 Build 127

Cheek/Touch, Ch.0025, Ant.In, Bat.Standard/Area Scan (51x71x1): Measurement grid: dx=20mm, dy=20mm
Maximum value of SAR (interpolated) = 1.16 mW/g

Cheek/Touch, Ch.0025, Ant.In, Bat.Standard/Zoom Scan (5x5x7)/Cube 0: Measurement grid: dx=8mm, dy=8mm, dz=5mm
Reference Value = 6.64 V/m; Power Drift = -0.1 dB
Peak SAR (extrapolated) = 1.32 W/kg
SAR(1 g) = 1.01 mW/g
Maximum value of SAR (measured) = 1.07 mW/g

Cheek/Touch, Ch.0025, Ant.In, Bat.Standard/Zoom Scan (5x5x7)/Cube 1: Measurement grid: dx=8mm, dy=8mm, dz=5mm
Reference Value = 6.64 V/m; Power Drift = -0.1 dB
Peak SAR (extrapolated) = 1.01 W/kg
SAR(1 g) = 0.695 mW/g
Maximum value of SAR (measured) = 0.758 mW/g



0 dB = 0.758mW/g

SAMSUNG FCC ID : A3LSCHA720 -- 1900MHz PCS CDMA Head SAR

DUT: SCH-A720; Serial: FB-065-K

Program Name: SCH-A720 PCS Left (Job No.: FB-065)
Procedure Name: Tilted, Ch.0600, Ant.Out, Bat.Standard
Procedure Notes: Meas.Tissue Temp(celsius)-21.4;Test Date-19/Nov/2004[OET Bulletin 65-Supplement C, July 2001]

Communication System: PCS; Frequency: 1880 MHz;Duty Cycle: 1:1
Medium parameters used: f = 1880 MHz; σ = 1.39 mho/m; ε_r = 39.5; ρ = 1000 kg/m^3
Phantom section: Left Section

DASY4 Configuration:

- Probe: ET3DV6 - SN1551; ConvF(5, 5, 5); Calibrated: 2004-04-27
- Sensor-Surface: 4mm (Mechanical And Optical Surface Detection)
- Electronics: DAE3 Sn486; Calibrated: 2004-08-23
- Phantom: SAM 1800/1900 MHz; Type: SAM; Serial: TP-1248
- Measurement SW: DASY4, V4.3 Build 22; Postprocessing SW: SEMCAD, V1.8 Build 127

Tilted, Ch.0600, Ant.Out, Bat.Standard/Area Scan (51x71x1): Measurement grid: dx=20mm, dy=20mm
Maximum value of SAR (interpolated) = 0.375 mW/g

Tilted, Ch.0600, Ant.Out, Bat.Standard/Zoom Scan (5x5x7)/Cube 0: Measurement grid: dx=8mm, dy=8mm, dz=5mm
Reference Value = 15.7 V/m; Power Drift = -0.0 dB
Peak SAR (extrapolated) = 0.472 W/kg
SAR(1 g) = 0.353 mW/g
Maximum value of SAR (measured) = 0.379 mW/g

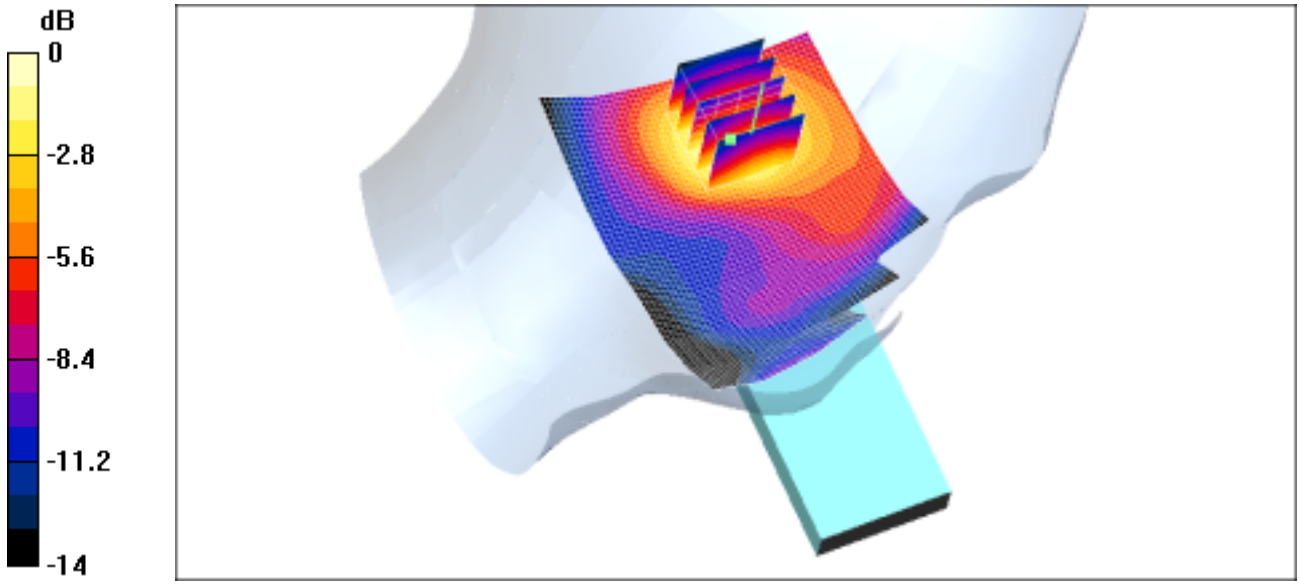

0 dB = 0.379mW/g

SAMSUNG FCC ID : A3LSCHA720 -- 835MHz CDMA Body SAR

DUT: SCH-A720(Body); Serial: FB-065-K

Program Name: SCH-A720 CDMA Body (Job No.: FB-065)
Procedure Name: Body, Ch.1013, Ant.Out, Bat.Standard
Procedure Notes: Meas.Tissue Temp(celsius)-21.4;Test Date-22/Nov/2004[OET Bulletin 65-Supplement C, July 2001]

Communication System: CDMA; Frequency: 824.7 MHz;Duty Cycle: 1:1
Medium parameters used: f = 824.7 MHz; σ = 0.96 mho/m; ε_r = 54.3; ρ = 1000 kg/m^3
Phantom section: Flat Section

DASY4 Configuration:

- Probe: ET3DV6 - SN1551; ConvF(6.34, 6.34, 6.34); Calibrated: 2004-04-27
- Sensor-Surface: 4mm (Mechanical And Optical Surface Detection)
- Electronics: DAE3 Sn486; Calibrated: 2004-08-23
- Phantom: SAM 835/900 MHz; Type: SAM; Serial: TP-1247
- Measurement SW: DASY4, V4.3 Build 22; Postprocessing SW: SEMCAD, V1.8 Build 127

Body, Ch.1013, Ant.Out, Bat.Standard/Area Scan (51x71x1): Measurement grid: dx=20mm, dy=20mm

Maximum value of SAR (interpolated) = 1.37 mW/g

Body, Ch.1013, Ant.Out, Bat.Standard/Zoom Scan (5x5x7)/Cube 0: Measurement grid: dx=8mm, dy=8mm, dz=5mm

Reference Value = 34.7 V/m; Power Drift = -0.1 dB
Peak SAR (extrapolated) = 1.57 W/kg
SAR(1 g) = 1.26 mW/g
Maximum value of SAR (measured) = 1.34 mW/g

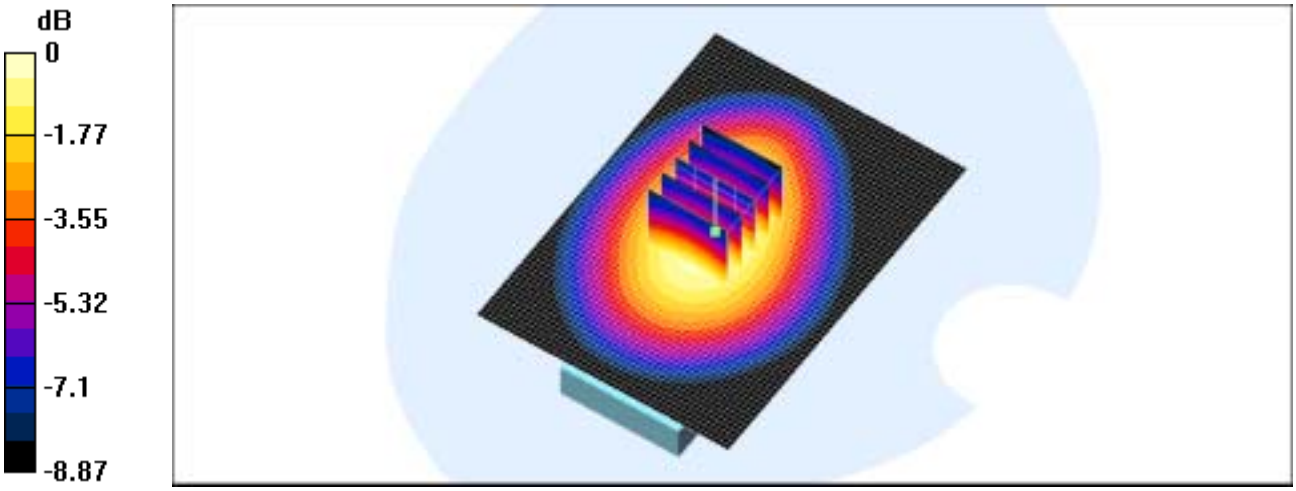

0 dB = 1.34mW/g

SAMSUNG FCC ID : A3LSCHA720 -- 1900MHz PCS CDMA Body SAR

DUT: SCH-A720(Body); Serial: FB-065-K

Program Name: SCH-A720 PCS Body (Job No.: FB-065)
Procedure Name: Body, Ch.0025, Ant.Out, Bat.Standard
Procedure Notes: Meas.Tissue Temp(celsius)-21.2;Test Date-19/Nov/2004[OET Bulletin 65-Supplement C, July 2001]

Communication System: PCS; Frequency: 1851.25 MHz;Duty Cycle: 1:1
Medium parameters used: σ = 1.54; mho/m, ε_r = 52.7; ρ = 1000 kg/m^3
Phantom section: Flat Section

DASY4 Configuration:

- Probe: ET3DV6 - SN1551; ConvF(4.51, 4.51, 4.51); Calibrated: 2004-04-27
- Sensor-Surface: 4mm (Mechanical And Optical Surface Detection)
- Electronics: DAE3 Sn486; Calibrated: 2004-08-23
- Phantom: SAM 1800/1900 MHz; Type: SAM; Serial: TP-1248
- Measurement SW: DASY4, V4.3 Build 22; Postprocessing SW: SEMCAD, V1.8 Build 127

Body, Ch.0025, Ant.Out, Bat.Standard/Area Scan (51x71x1): Measurement grid: dx=20mm, dy=20mm

Maximum value of SAR (interpolated) = 1.66 mW/g

Body, Ch.0025, Ant.Out, Bat.Standard/Zoom Scan (5x5x7)/Cube 0: Measurement grid: dx=8mm, dy=8mm, dz=5mm

Reference Value = 18.3 V/m; Power Drift = -0.1 dB
Peak SAR (extrapolated) = 2.01 W/kg
SAR(1 g) = 1.41 mW/g
Maximum value of SAR (measured) = 1.53 mW/g

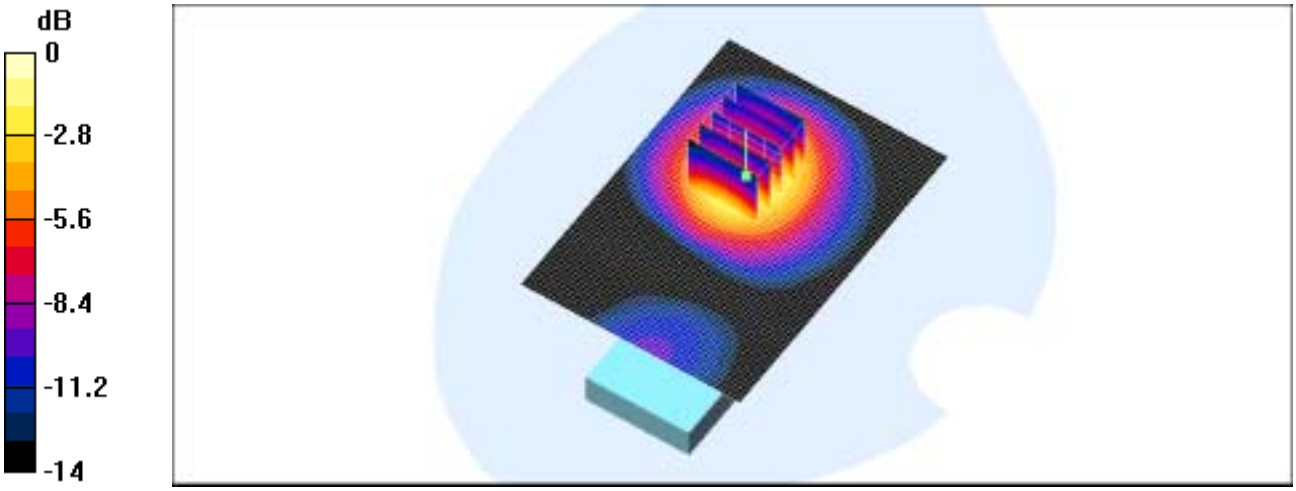

0 dB = 1.53mW/g

SAMSUNG FCC ID : A3LSCHA720 -- 835MHz CDMA Head SAR

DUT: SCH-A720; Serial: FB-065-K

Program Name: SCH-A720 CDMA Right (Job No.: FB-065)
Procedure Name: Cheek/Touch, Ch.1013, Ant.Out, Bat.Standard
Procedure Notes: Meas.Tissue Temp(celsius)-21.7;Test Date-22/Nov/2004[OET Bulletin 65-Supplement C, July 2001]

Communication System: CDMA; Frequency: 824.7 MHz;Duty Cycle: 1:1
Medium parameters used: f = 824.7 MHz; σ = 0.88 mho/m; ε_r = 41; ρ = 1000 kg/m^3
Phantom section: Right Section

DASY4 Configuration:

- Probe: ET3DV6 - SN1551; ConvF(6.54, 6.54, 6.54); Calibrated: 2004-04-27
- Sensor-Surface: 4mm (Mechanical And Optical Surface Detection)
- Electronics: DAE3 Sn486; Calibrated: 2004-08-23
- Phantom: SAM 835/900 MHz; Type: SAM; Serial: TP-1247
- Measurement SW: DASY4, V4.3 Build 22; Postprocessing SW: SEMCAD, V1.8 Build 127

Cheek/Touch, Ch.1013, Ant.Out, Bat.Standard/Area Scan (51x71x1): Measurement grid: dx=20mm, dy=20mm

Maximum value of SAR (interpolated) = 1.28 mW/g

Cheek/Touch, Ch.1013, Ant.Out, Bat.Standard/Zoom Scan (5x5x7)/Cube 0:

Measurement grid: dx=8mm, dy=8mm, dz=5mm
Reference Value = 8.71 V/m; Power Drift = 0.2 dB
Peak SAR (extrapolated) = 1.73 W/kg
SAR(1 g) = 1.17 mW/g
Maximum value of SAR (measured) = 1.26 mW/g

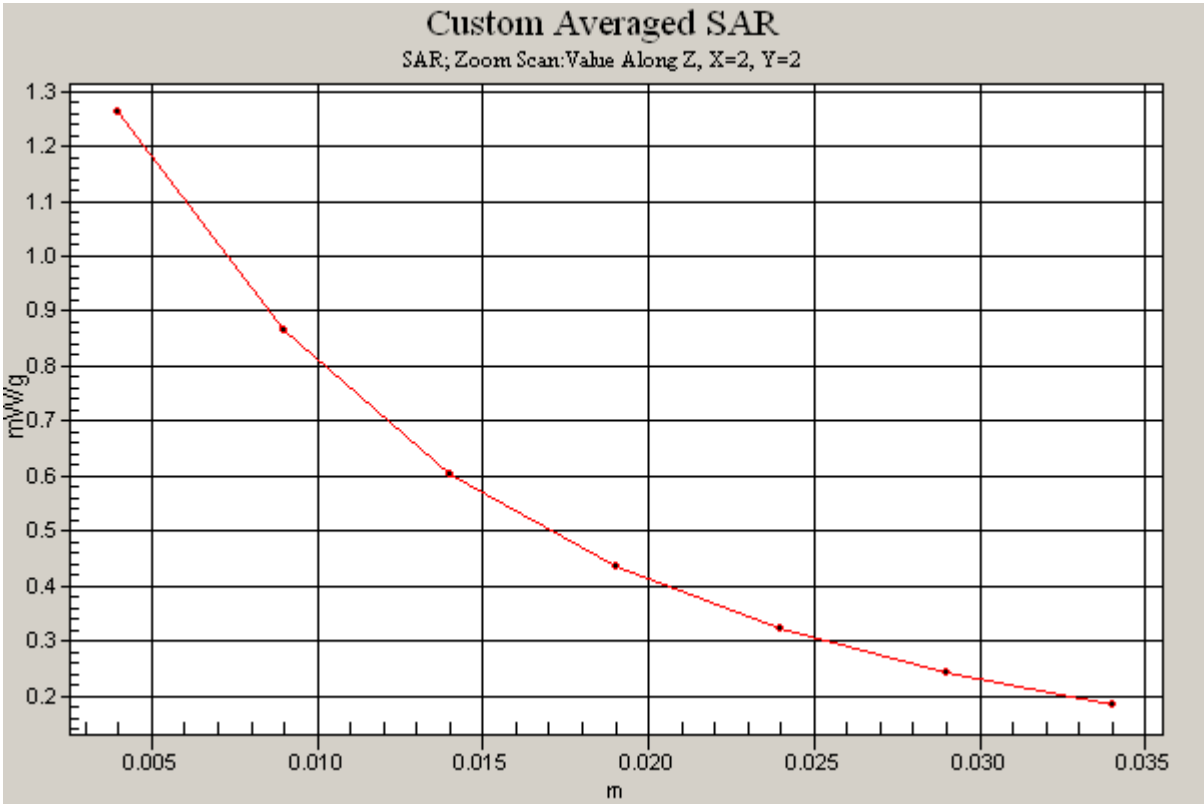

SAMSUNG FCC ID : A3LSCHA720 -- 835MHz CDMA Body SAR

DUT: SCH-A720(Body); Serial: FB-065-K

Program Name: SCH-A720 CDMA Body (Job No.: FB-065)
Procedure Name: Body, Ch.1013, Ant.Out, Bat.Standard
Procedure Notes: Meas.Tissue Temp(celsius)-21.4;Test Date-22/Nov/2004[OET Bulletin 65-Supplement C, July 2001]

Communication System: CDMA; Frequency: 824.7 MHz;Duty Cycle: 1:1
Medium parameters used: f = 824.7 MHz; σ = 0.96 mho/m; ε_r = 54.3; ρ = 1000 kg/m^3
Phantom section: Flat Section

DASY4 Configuration:

- Probe: ET3DV6 - SN1551; ConvF(6.34, 6.34, 6.34); Calibrated: 2004-04-27
- Sensor-Surface: 4mm (Mechanical And Optical Surface Detection)
- Electronics: DAE3 Sn486; Calibrated: 2004-08-23
- Phantom: SAM 835/900 MHz; Type: SAM; Serial: TP-1247
- Measurement SW: DASY4, V4.3 Build 22; Postprocessing SW: SEMCAD, V1.8 Build 127

Body, Ch.1013, Ant.Out, Bat.Standard/Area Scan (51x71x1): Measurement grid: dx=20mm, dy=20mm

Maximum value of SAR (interpolated) = 1.37 mW/g

Body, Ch.1013, Ant.Out, Bat.Standard/Zoom Scan (5x5x7)/Cube 0: Measurement grid: dx=8mm, dy=8mm, dz=5mm

Reference Value = 34.7 V/m; Power Drift = -0.1 dB
Peak SAR (extrapolated) = 1.57 W/kg
SAR(1 g) = 1.26 mW/g
Maximum value of SAR (measured) = 1.34 mW/g

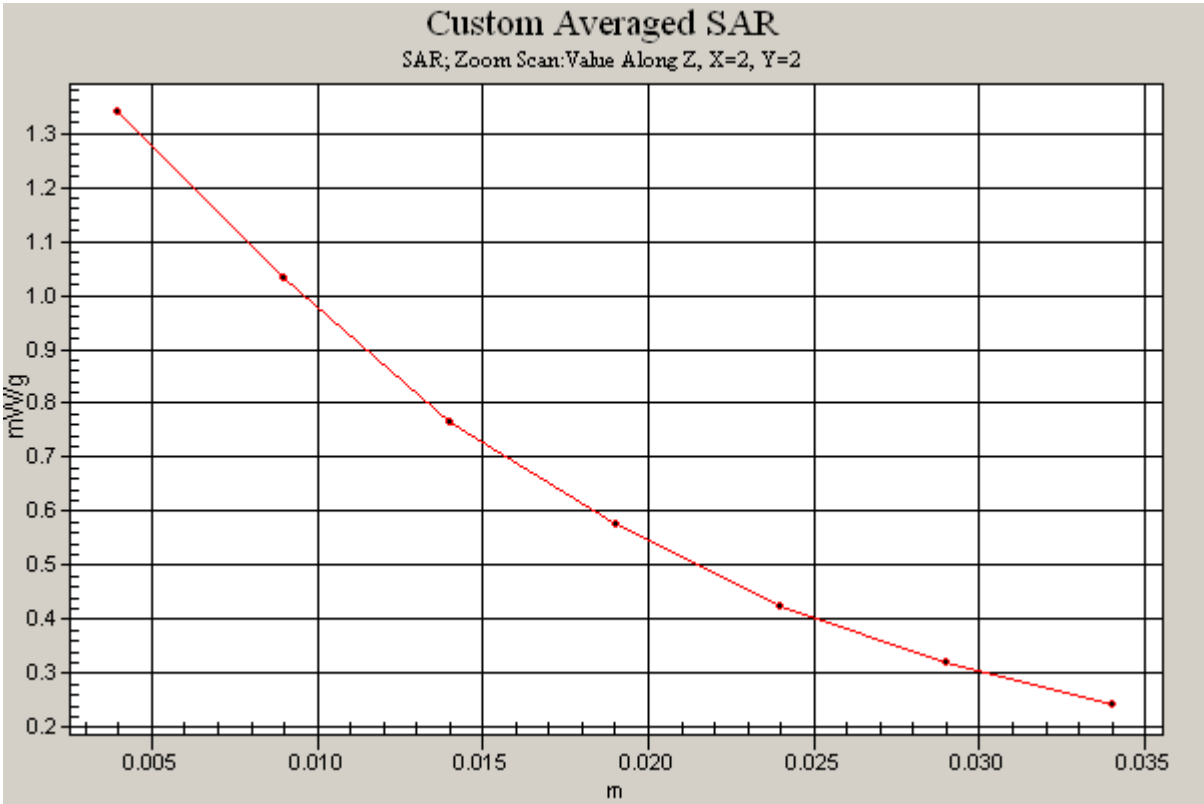

SAMSUNG FCC ID : A3LSCHA720 -- 1900MHz PCS CDMA Head SAR

DUT: SCH-A720; Serial: FB-065-K

Program Name: SCH-A720 PCS Left (Job No.: FB-065)
Procedure Name: Cheek/Touch, Ch.0025, Ant.In, Bat.Standard
Procedure Notes: Meas.Tissue Temp(celsius)-21.4;Test Date-19/Nov/2004[OET Bulletin 65-Supplement C, July 2001]

Communication System: PCS; Frequency: 1851.25 MHz;Duty Cycle: 1:1
Medium parameters used: f = 1851.25 MHz; σ = 1.39 mho/m; ε_r = 39.5; ρ = 1000 kg/m^3
Phantom section: Left Section

DASY4 Configuration:

- Probe: ET3DV6 - SN1551; ConvF(5, 5, 5); Calibrated: 2004-04-27
- Sensor-Surface: 4mm (Mechanical And Optical Surface Detection)
- Electronics: DAE3 Sn486; Calibrated: 2004-08-23
- Phantom: SAM 1800/1900 MHz; Type: SAM; Serial: TP-1248
- Measurement SW: DASY4, V4.3 Build 22; Postprocessing SW: SEMCAD, V1.8 Build 127

Cheek/Touch, Ch.0025, Ant.In, Bat.Standard/Area Scan (51x71x1): Measurement grid: dx=20mm, dy=20mm
Maximum value of SAR (interpolated) = 1.16 mW/g

Cheek/Touch, Ch.0025, Ant.In, Bat.Standard/Zoom Scan (5x5x7)/Cube 0: Measurement grid: dx=8mm, dy=8mm, dz=5mm
Reference Value = 6.64 V/m; Power Drift = -0.1 dB
Peak SAR (extrapolated) = 1.32 W/kg
SAR(1 g) = 1.01 mW/g
Maximum value of SAR (measured) = 1.07 mW/g

Cheek/Touch, Ch.0025, Ant.In, Bat.Standard/Zoom Scan (5x5x7)/Cube 1: Measurement grid: dx=8mm, dy=8mm, dz=5mm
Reference Value = 6.64 V/m; Power Drift = -0.1 dB
Peak SAR (extrapolated) = 1.01 W/kg
SAR(1 g) = 0.695 mW/g
Maximum value of SAR (measured) = 0.758 mW/g

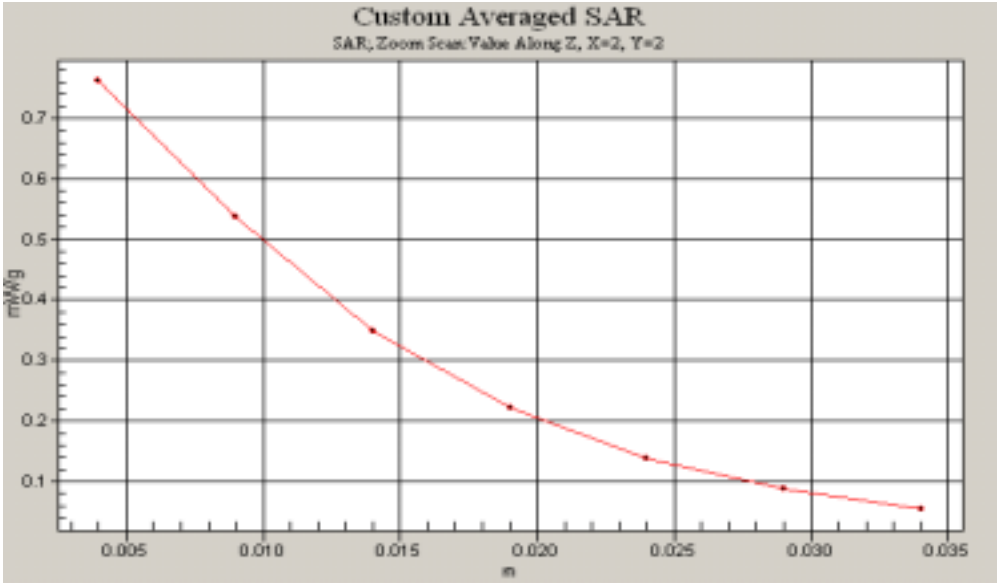

SAMSUNG FCC ID : A3LSCHA720 -- 1900MHz PCS CDMA Body SAR

DUT: SCH-A720(Body); Serial: FB-065-K

Program Name: SCH-A720 PCS Body (Job No.: FB-065)
Procedure Name: Body, Ch.0025, Ant.Out, Bat.Standard
Procedure Notes: Meas.Tissue Temp(celsius)-21.2;Test Date-19/Nov/2004[OET Bulletin 65-Supplement C, July 2001]

Communication System: PCS; Frequency: 1851.25 MHz;Duty Cycle: 1:1
Medium parameters used: σ = 1.54; mho/m, ε_r = 52.6573; ρ = 1000 kg/m^3
Phantom section: Flat Section

DASY4 Configuration:

- Probe: ET3DV6 - SN1551; ConvF(4.51, 4.51, 4.51); Calibrated: 2004-04-27
- Sensor-Surface: 4mm (Mechanical And Optical Surface Detection)
- Electronics: DAE3 Sn486; Calibrated: 2004-08-23
- Phantom: SAM 1800/1900 MHz; Type: SAM; Serial: TP-1248
- Measurement SW: DASY4, V4.3 Build 22; Postprocessing SW: SEMCAD, V1.8 Build 127

Body, Ch.0025, Ant.Out, Bat.Standard/Area Scan (51x71x1): Measurement grid: dx=20mm, dy=20mm

Maximum value of SAR (interpolated) = 1.66 mW/g

Body, Ch.0025, Ant.Out, Bat.Standard/Zoom Scan (5x5x7)/Cube 0: Measurement grid: dx=8mm, dy=8mm, dz=5mm
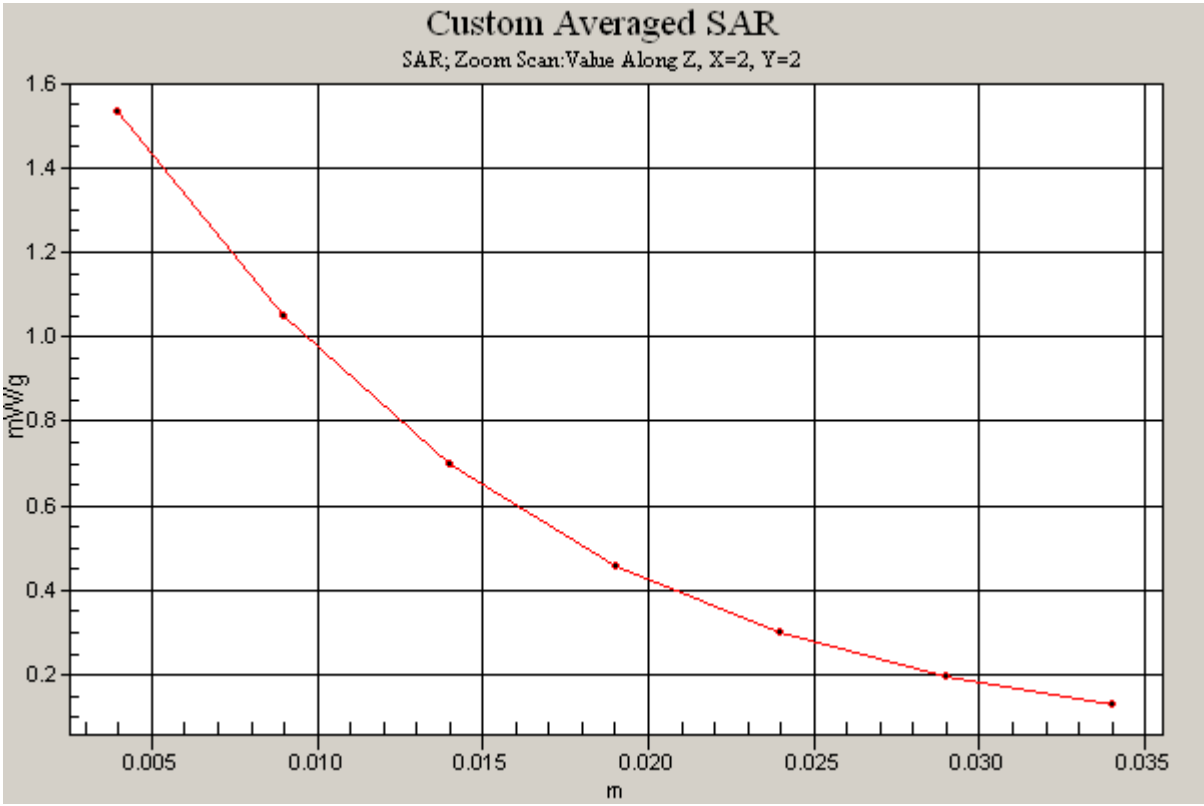
Reference Value = 18.3 V/m; Power Drift = -0.1 dB
Peak SAR (extrapolated) = 2.01 W/kg
SAR(1 g) = 1.41 mW/g
Maximum value of SAR (measured) = 1.53 mW/g