SAMSUNG FCC ID : A3LSCHA815 -- 835MHz AMPS Head SAR

DUT: SCH-A815(Up); Serial: FB-052-B

Program Name: SCH-A815 AMPS Right (Slide Up, Job No.: FB-052)
Procedure Name: Cheek/Touch, Ch.0799, Ant.Intenna, Bat.Standard
Procedure Notes: Meas.Tissue Temp(celsius)-20.6;Test Date-09/Sep/2004[OET Bulletin 65-Supplement C, July 2001]

Communication System: AMPS; Frequency: 848.97 MHz;Duty Cycle: 1:1

Medium parameters used: f = 848.97 MHz; σ = 0.88 mho/m; ε_r = 40.9; ρ = 1000 kg/m^3

Phantom section: Right Section

DASY4 Configuration:

- Probe: ET3DV6 - SN1551; ConvF(6.54, 6.54, 6.54); Calibrated: 2004-04-27
- Sensor-Surface: 4mm (Mechanical And Optical Surface Detection)
- Electronics: DAE3 Sn533; Calibrated: 2003-12-16
- Phantom: SAM 835/900 MHz; Type: SAM; Serial: TP-1247
- Measurement SW: DASY4, V4.3 Build 16; Postprocessing SW: SEMCAD, V1.8 Build 123

Cheek/Touch, Ch.0799, Ant.Intenna, Bat.Standard/Area Scan (41x61x1):

Measurement grid: dx=20mm, dy=20mm
Maximum value of SAR (interpolated) = 0.972 mW/g

Cheek/Touch, Ch.0799, Ant.Intenna, Bat.Standard/Zoom Scan (5x5x7)/Cube 0:

Measurement grid: dx=8mm, dy=8mm, dz=5mm
Reference Value = 17.3 V/m; Power Drift = 0.1 dB
Peak SAR (extrapolated) = 1.23 W/kg
SAR(1 g) = 0.876 mW/g
Maximum value of SAR (measured) = 0.925 mW/g

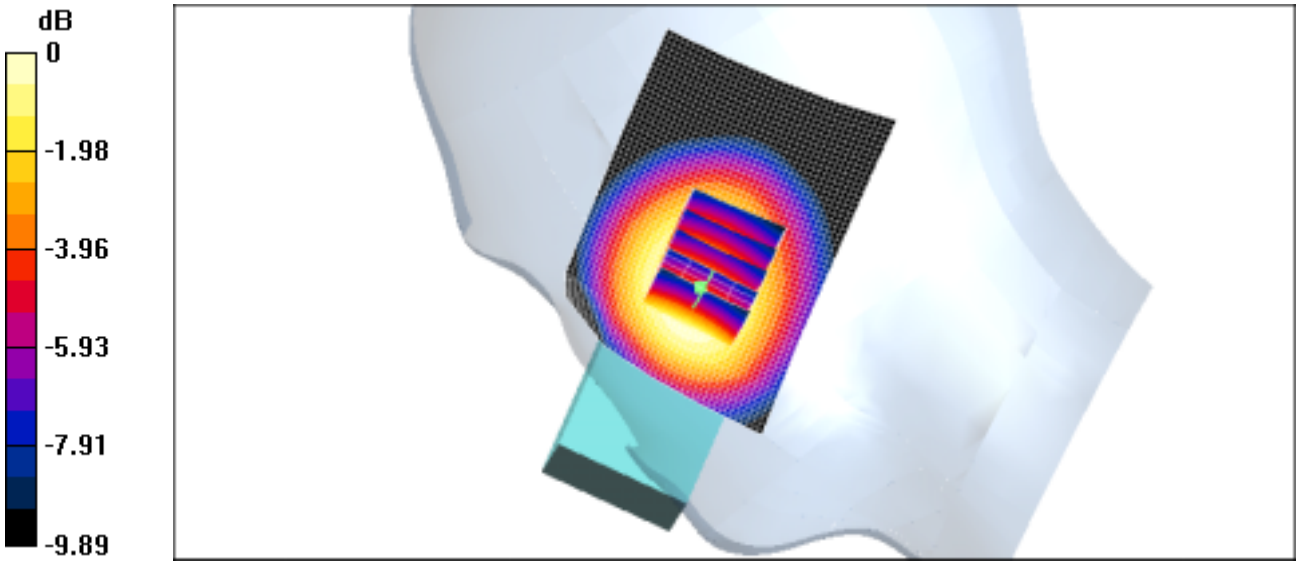

0 dB = 0.925mW/g

SAMSUNG FCC ID : A3LSCH815 835MHz AMPS Head SAR

DUT: SCH-A815(Down); Serial: FB-052-B

Program Name: SCH-A815 AMPS Right (Slide Down, Job No.: FB-052)
Procedure Name: Ear/Tilt, Ch.0991, Ant.Intenna, Bat.Standard
Procedure Notes: Meas.Tissue Temp(celsius)-20.6;Test Date-09/Sep/2004[OET Bulletin 65-Supplement C, July 2001]

Communication System: AMPS; Frequency: 824.04 MHz;Duty Cycle: 1:1

Medium parameters used: f = 824.04 MHz; σ = 0.88 mho/m; ε_r = 40.9; ρ = 1000 kg/m^3

Phantom section: Right Section

DASY4 Configuration:

- Probe: ET3DV6 - SN1551; ConvF(6.54, 6.54, 6.54); Calibrated: 2004-04-27
- Sensor-Surface: 4mm (Mechanical And Optical Surface Detection)
- Electronics: DAE3 Sn533; Calibrated: 2003-12-16
- Phantom: SAM 835/900 MHz; Type: SAM; Serial: TP-1247
- Measurement SW: DASY4, V4.3 Build 16; Postprocessing SW: SEMCAD, V1.8 Build 123

Ear/Tilt, Ch.0991, Ant.Intenna, Bat.Standard/Area Scan (41x61x1):

Measurement grid: dx=20mm, dy=20mm
Maximum value of SAR (interpolated) = 0.433 mW/g

Ear/Tilt, Ch.0991, Ant.Intenna, Bat.Standard/Zoom Scan (5x5x7)/Cube 0:

Measurement grid: dx=8mm, dy=8mm, dz=5mm
Reference Value = 20.8 V/m; Power Drift = 0.0 dB
Peak SAR (extrapolated) = 0.542 W/kg
SAR(1 g) = 0.409 mW/g
Maximum value of SAR (measured) = 0.435 mW/g

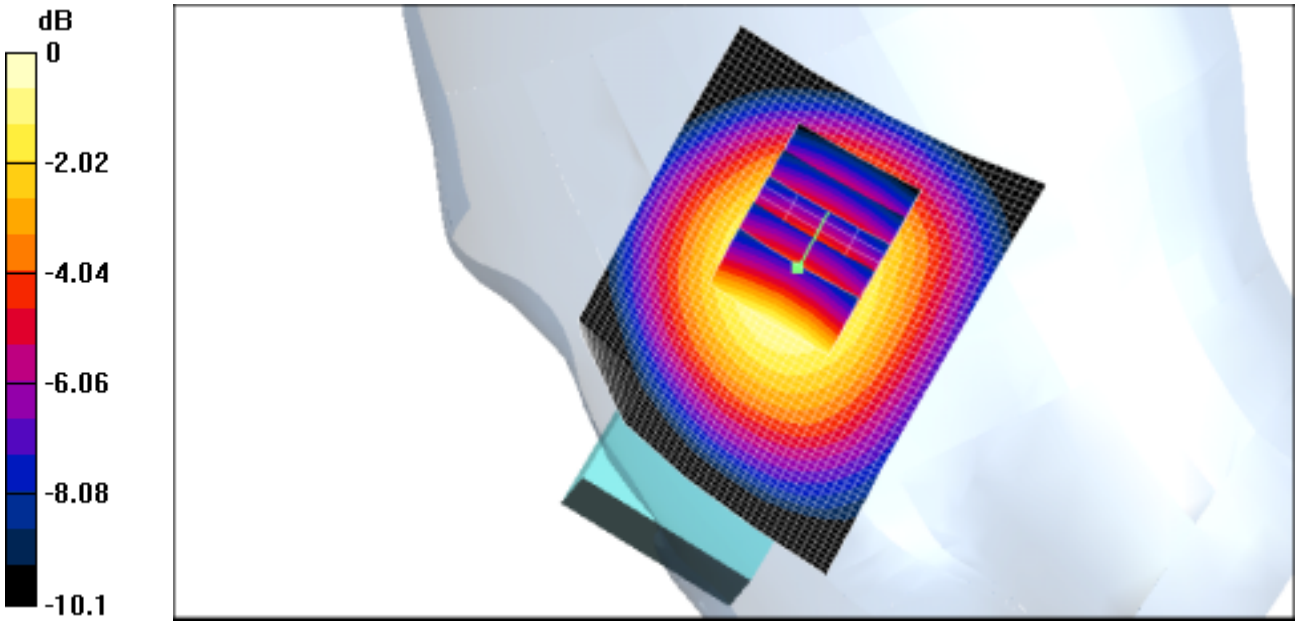

0 dB = 0.435mW/g

SAMSUNG FCC ID : A3LSCH815 835MHz AMPS Head SAR

DUT: SCH-A815(Up); Serial: FB-052-B

Program Name: SCH-A815 AMPS Left (Slide Up, Job No.: FB-052)
Procedure Name: Cheek/Touch, Ch.0799, Ant.Intenna, Bat.Standard
Procedure Notes: Meas.Tissue Temp(celsius)-20.6;Test Date-09/Sep/2004[OET Bulletin 65-Supplement C, July 2001]

Communication System: AMPS; Frequency: 848.97 MHz;Duty Cycle: 1:1

Medium parameters used: f = 848.97 MHz; σ = 0.88 mho/m; ε_r = 40.9; ρ = 1000 kg/m^3

Phantom section: Left Section

DASY4 Configuration:

- Probe: ET3DV6 - SN1551; ConvF(6.54, 6.54, 6.54); Calibrated: 2004-04-27
- Sensor-Surface: 4mm (Mechanical And Optical Surface Detection)
- Electronics: DAE3 Sn533; Calibrated: 2003-12-16
- Phantom: SAM 835/900 MHz; Type: SAM; Serial: TP-1247
- Measurement SW: DASY4, V4.3 Build 16; Postprocessing SW: SEMCAD, V1.8 Build 123

Cheek/Touch, Ch.0799, Ant.Intenna, Bat.Standard/Area Scan (41x61x1):

Measurement grid: dx=20mm, dy=20mm
Maximum value of SAR (interpolated) = 0.976 mW/g

Cheek/Touch, Ch.0799, Ant.Intenna, Bat.Standard/Zoom Scan (5x5x7)/Cube 0:

Measurement grid: dx=8mm, dy=8mm, dz=5mm
Reference Value = 18.4 V/m; Power Drift = -0.2 dB
Peak SAR (extrapolated) = 1.15 W/kg
SAR(1 g) = 0.862 mW/g
Maximum value of SAR (measured) = 0.904 mW/g

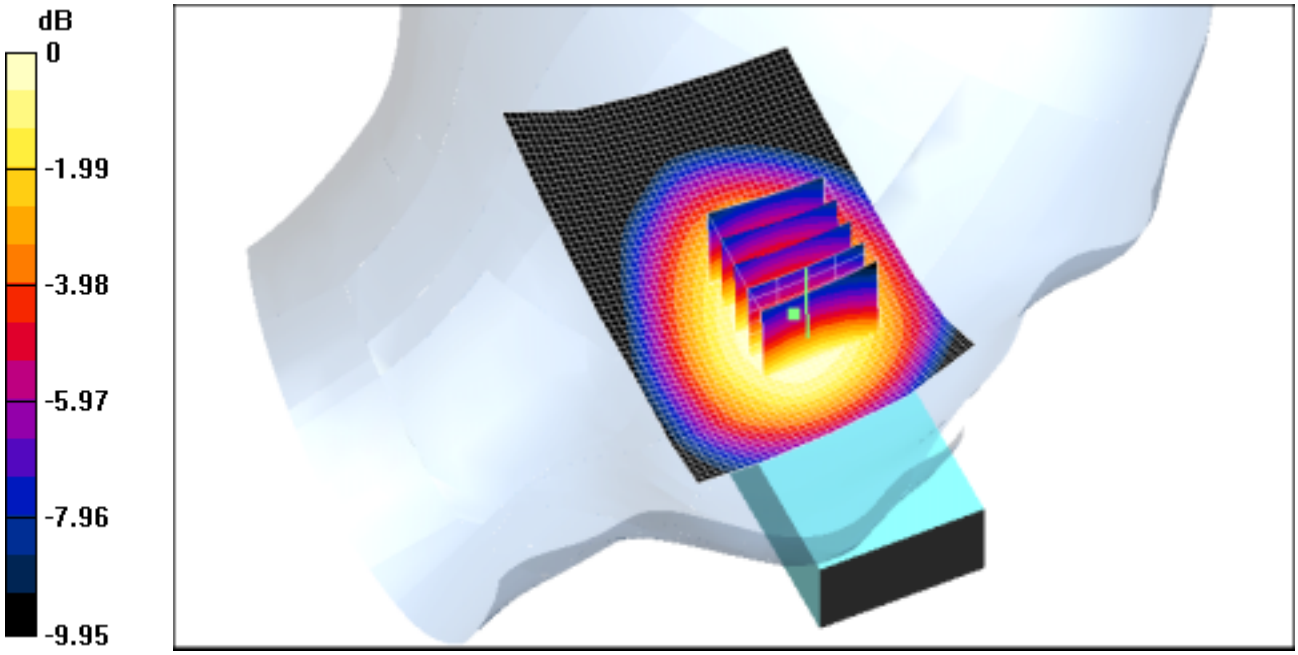

SAMSUNG FCC ID : A3LSCHA815 835MHz AMPS Head SAR

DUT: SCH-A815(Down); Serial: FB-052-B

Program Name: SCH-A815 AMPS Left (Slide Down, Job No.: FB-052)
Procedure Name: Ear/Tilt, Ch.0991, Ant.Intenna, Bat.Standard
Procedure Notes: Meas.Tissue Temp(celsius)-20.6;Test Date-09/Sep/2004[OET Bulletin 65-Supplement C, July 2001]

Communication System: AMPS; Frequency: 824.04 MHz;Duty Cycle: 1:1

Medium parameters used: f = 824.04 MHz; σ = 0.88 mho/m; ε_r = 40.9; ρ = 1000 kg/m^3

Phantom section: Left Section

DASY4 Configuration:

- Probe: ET3DV6 - SN1551; ConvF(6.54, 6.54, 6.54); Calibrated: 2004-04-27
- Sensor-Surface: 4mm (Mechanical And Optical Surface Detection)
- Electronics: DAE3 Sn533; Calibrated: 2003-12-16
- Phantom: SAM 835/900 MHz; Type: SAM; Serial: TP-1247
- Measurement SW: DASY4, V4.3 Build 16; Postprocessing SW: SEMCAD, V1.8 Build 123

Ear/Tilt, Ch.0991, Ant.Intenna, Bat.Standard/Area Scan (41x61x1):

Measurement grid: dx=20mm, dy=20mm
Maximum value of SAR (interpolated) = 0.386 mW/g

Ear/Tilt, Ch.0991, Ant.Intenna, Bat.Standard/Zoom Scan (5x5x7)/Cube 0:

Measurement grid: dx=8mm, dy=8mm, dz=5mm
Reference Value = 20 V/m; Power Drift = -0.0 dB
Peak SAR (extrapolated) = 0.482 W/kg
SAR(1 g) = 0.363 mW/g
Maximum value of SAR (measured) = 0.386 mW/g



0 dB = 0.386mW/g

SAMSUNG FCC ID : A3LSCHA815 835MHz CDMA Head SAR

DUT: SCH-A815(Up); Serial: FB-052-B

Program Name: SCH-A815 CDMA Right (Slide Up, Job No.: FB-052)
Procedure Name: Cheek/Touch, Ch.0777, Ant.Intenna, Bat.Standard
Procedure Notes: Meas.Tissue Temp(celsius)-20.9;Test Date-09/Sep/2004[OET Bulletin 65-Supplement C, July 2001]

Communication System: CDMA; Frequency: 848.31 MHz;Duty Cycle: 1:1

Medium parameters used: f = 848.31 MHz; σ = 0.88 mho/m; ε_r = 40.9; ρ = 1000 kg/m^3

Phantom section: Right Section

DASY4 Configuration:

- Probe: ET3DV6 - SN1551; ConvF(6.54, 6.54, 6.54); Calibrated: 2004-04-27
- Sensor-Surface: 4mm (Mechanical And Optical Surface Detection)
- Electronics: DAE3 Sn533; Calibrated: 2003-12-16
- Phantom: SAM 835/900 MHz; Type: SAM; Serial: TP-1247
- Measurement SW: DASY4, V4.3 Build 16; Postprocessing SW: SEMCAD, V1.8 Build 123

Cheek/Touch, Ch.0777, Ant.Intenna, Bat.Standard/Area Scan (41x61x1):

Measurement grid: dx=20mm, dy=20mm
Maximum value of SAR (interpolated) = 1.06 mW/g

Cheek/Touch, Ch.0777, Ant.Intenna, Bat.Standard/Zoom Scan (5x5x7)/Cube 0:

Measurement grid: dx=8mm, dy=8mm, dz=5mm
Reference Value = 17.8 V/m; Power Drift = 0.0 dB
Peak SAR (extrapolated) = 1.38 W/kg
SAR(1 g) = 0.967 mW/g
Maximum value of SAR (measured) = 1.03 mW/g

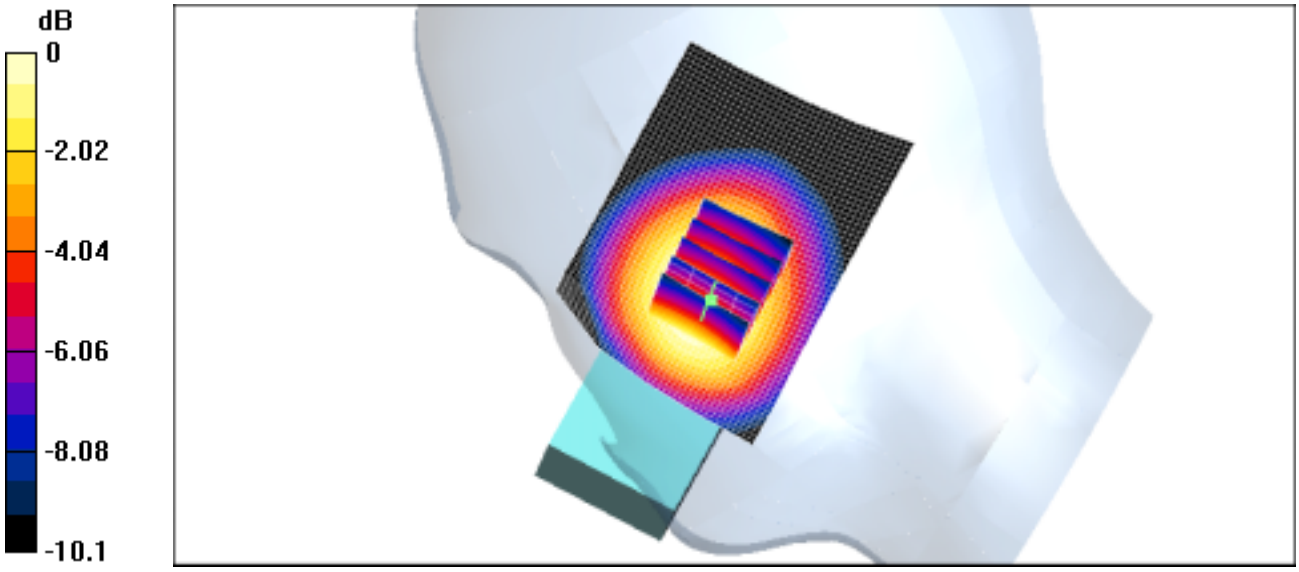

0 dB = 1.03mW/g

SAMSUNG FCC ID : A3LSCHA815 835MHz CDMA Head SAR

DUT: SCH-A815(Up); Serial: FB-052-B

Program Name: SCH-A815 CDMA Right (Slide Up, Job No.: FB-052)
Procedure Name: Ear/Tilt, Ch.0363, Ant.Intenna, Bat.Standard
Procedure Notes: Meas.Tissue Temp(celsius)-20.9;Test Date-09/Sep/2004[OET Bulletin 65-Supplement C, July 2001]

Communication System: CDMA; Frequency: 835.89 MHz;Duty Cycle: 1:1

Medium parameters used: f = 835.89 MHz; σ = 0.88 mho/m; ε_r = 40.9; ρ = 1000 kg/m^3

Phantom section: Right Section

DASY4 Configuration:

- Probe: ET3DV6 - SN1551; ConvF(6.54, 6.54, 6.54); Calibrated: 2004-04-27
- Sensor-Surface: 4mm (Mechanical And Optical Surface Detection)
- Electronics: DAE3 Sn533; Calibrated: 2003-12-16
- Phantom: SAM 835/900 MHz; Type: SAM; Serial: TP-1247
- Measurement SW: DASY4, V4.3 Build 16; Postprocessing SW: SEMCAD, V1.8 Build 123

Ear/Tilt, Ch.0363, Ant.Intenna, Bat.Standard/Area Scan (41x61x1):

Measurement grid: dx=20mm, dy=20mm
Maximum value of SAR (interpolated) = 0.208 mW/g

Ear/Tilt, Ch.0363, Ant.Intenna, Bat.Standard/Zoom Scan (5x5x7)/Cube 0:

Measurement grid: dx=8mm, dy=8mm, dz=5mm
Reference Value = 11.2 V/m; Power Drift = -0.1 dB
Peak SAR (extrapolated) = 0.245 W/kg
SAR(1 g) = 0.186 mW/g
Maximum value of SAR (measured) = 0.199 mW/g



0 dB = 0.199mW/g

SAMSUNG FCC ID : A3LSCHA815 835MHz CDMA Head SAR

DUT: SCH-A815(Up); Serial: FB-052-B

Program Name: SCH-A815 CDMA Left (Slide Up, Job No.: FB-052)
Procedure Name: Cheek/Touch, Ch.0777, Ant.Intenna, Bat.Standard
Procedure Notes: Meas.Tissue Temp(celsius)-20.9;Test Date-09/Sep/2004[OET Bulletin 65-Supplement C, July 2001]

Communication System: CDMA; Frequency: 848.31 MHz;Duty Cycle: 1:1

Medium parameters used: f = 848.31 MHz; σ = 0.88 mho/m; ε_r = 40.9; ρ = 1000 kg/m^3

Phantom section: Left Section

DASY4 Configuration:

- Probe: ET3DV6 - SN1551; ConvF(6.54, 6.54, 6.54); Calibrated: 2004-04-27
- Sensor-Surface: 4mm (Mechanical And Optical Surface Detection)
- Electronics: DAE3 Sn533; Calibrated: 2003-12-16
- Phantom: SAM 835/900 MHz; Type: SAM; Serial: TP-1247
- Measurement SW: DASY4, V4.3 Build 16; Postprocessing SW: SEMCAD, V1.8 Build 123

Cheek/Touch, Ch.0777, Ant.Intenna, Bat.Standard/Area Scan (41x61x1):

Measurement grid: dx=20mm, dy=20mm
Maximum value of SAR (interpolated) = 0.973 mW/g

Cheek/Touch, Ch.0777, Ant.Intenna, Bat.Standard/Zoom Scan (5x5x7)/Cube 0:

Measurement grid: dx=8mm, dy=8mm, dz=5mm
Reference Value = 17.5 V/m; Power Drift = 0.0 dB
Peak SAR (extrapolated) = 1.23 W/kg
SAR(1 g) = 0.898 mW/g
Maximum value of SAR (measured) = 0.936 mW/g

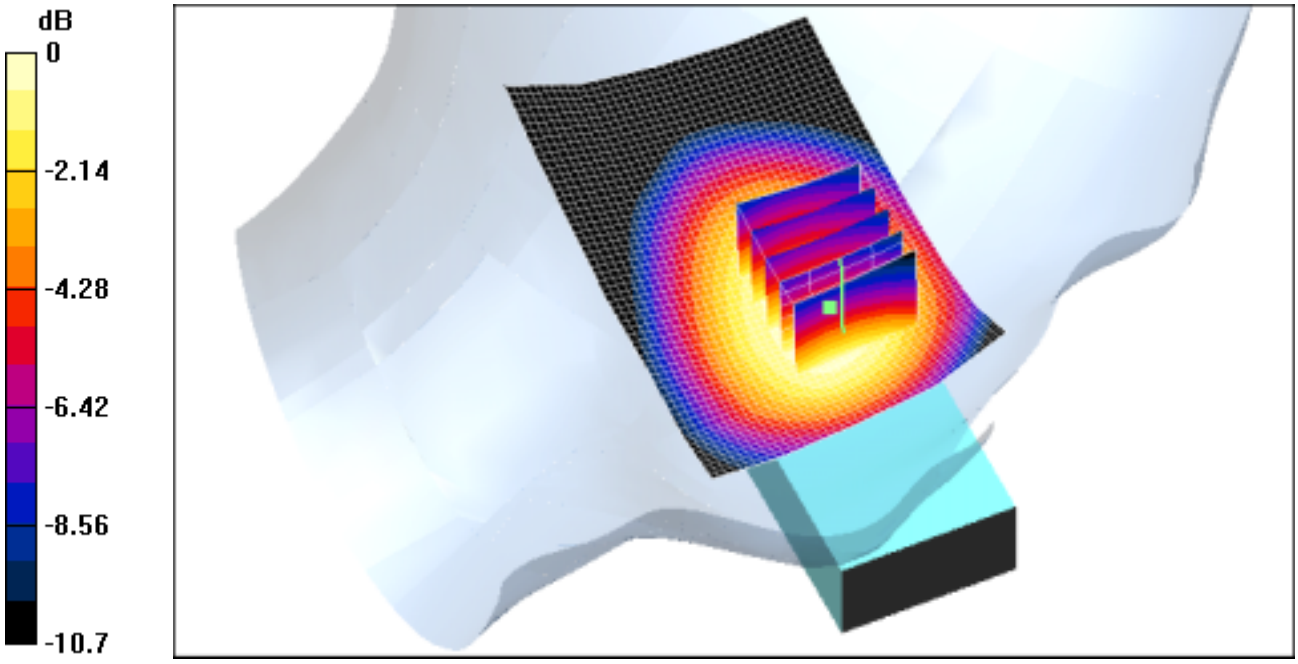

SAMSUNG FCC ID : A3LSCHA815 835MHz CDMA Head SAR

DUT: SCH-A815(Up); Serial: FB-052-B

Program Name: SCH-A815 CDMA Left (Slide Up, Job No.: FB-052)
Procedure Name: Ear/Tilt, Ch.0363, Ant.Intenna, Bat.Standard
Procedure Notes: Meas.Tissue Temp(celsius)-20.9;Test Date-09/Sep/2004[OET Bulletin 65-Supplement C, July 2001]

Communication System: CDMA; Frequency: 835.89 MHz;Duty Cycle: 1:1

Medium parameters used: f = 835.89 MHz; σ = 0.88 mho/m; ε_r = 40.9; ρ = 1000 kg/m^3

Phantom section: Left Section

DASY4 Configuration:

- Probe: ET3DV6 - SN1551; ConvF(6.54, 6.54, 6.54); Calibrated: 2004-04-27
- Sensor-Surface: 4mm (Mechanical And Optical Surface Detection)
- Electronics: DAE3 Sn533; Calibrated: 2003-12-16
- Phantom: SAM 835/900 MHz; Type: SAM; Serial: TP-1247
- Measurement SW: DASY4, V4.3 Build 16; Postprocessing SW: SEMCAD, V1.8 Build 123

Ear/Tilt, Ch.0363, Ant.Intenna, Bat.Standard/Area Scan (41x61x1):

Measurement grid: dx=20mm, dy=20mm
Maximum value of SAR (interpolated) = 0.200 mW/g

Ear/Tilt, Ch.0363, Ant.Intenna, Bat.Standard/Zoom Scan (5x5x7)/Cube 0:

Measurement grid: dx=8mm, dy=8mm, dz=5mm
Reference Value = 11.2 V/m; Power Drift = -0.1 dB
Peak SAR (extrapolated) = 0.239 W/kg
SAR(1 g) = 0.183 mW/g
Maximum value of SAR (measured) = 0.193 mW/g

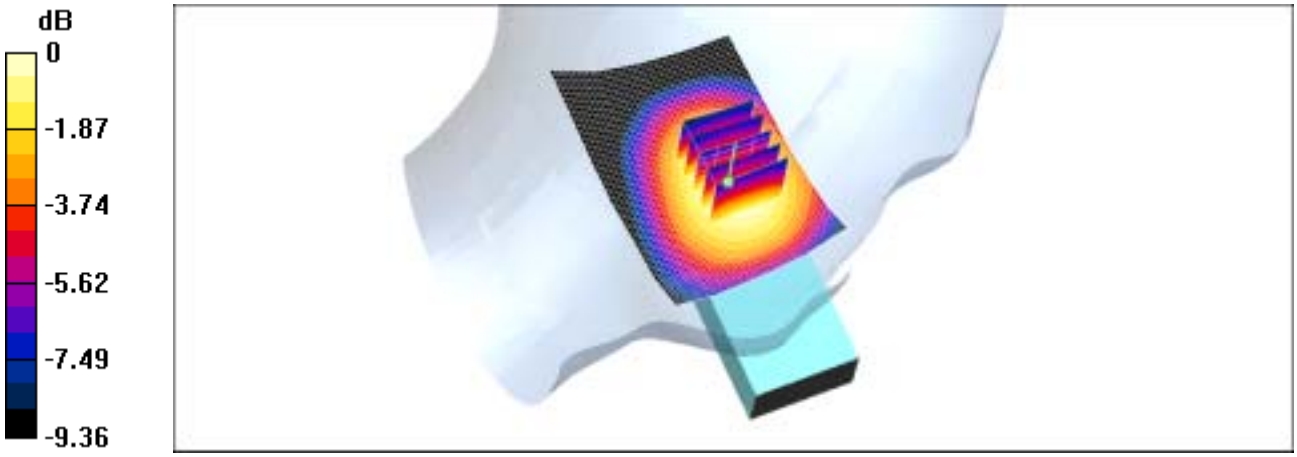

0 dB = 0.193mW/g

SAMSUNG FCC ID : A3LSCHA815 -- 1900MHz PCS CDMA Head SAR

DUT: SCH-A815(Down); Serial: FB-052-B

Program Name: SCH-A815 PCS Right (Slide.Down, Job No.:FB-052)
Procedure Name: Cheek/Touch, Ch.0600, Ant.Intenna, Bat.Standard
Procedure Notes: Meas.Tissue Temp(celsius)-21.2;Test Date-08/Sep/2004[OET Bulletin 65-Supplement C, July 2001]

Communication System: PCS; Frequency: 1880 MHz;Duty Cycle: 1:1

Medium parameters used: f = 1880 MHz; σ = 1.39 mho/m; ε_r = 39.9; ρ = 1000 kg/m^3

Phantom section: Right Section

DASY4 Configuration:

- Probe: ET3DV6 - SN1551; ConvF(5, 5, 5); Calibrated: 2004-04-27
- Sensor-Surface: 4mm (Mechanical And Optical Surface Detection)
- Electronics: DAE3 Sn533; Calibrated: 2003-12-16
- Phantom: SAM 1800/1900 MHz; Type: SAM; Serial: TP-1248
- Measurement SW: DASY4, V4.3 Build 16; Postprocessing SW: SEMCAD, V1.8 Build 123

Cheek/Touch, Ch.0600, Ant.Intenna, Bat.Standard/Area Scan (41x61x1):

Measurement grid: dx=20mm, dy=20mm
Maximum value of SAR (interpolated) = 0.537 mW/g

Cheek/Touch, Ch.0600, Ant.Intenna, Bat.Standard/Zoom Scan (5x5x7)/Cube 0:

Measurement grid: dx=8mm, dy=8mm, dz=5mm
Reference Value = 18.8 V/m; Power Drift = -0.1 dB
Peak SAR (extrapolated) = 0.689 W/kg
SAR(1 g) = 0.482 mW/g
Maximum value of SAR (measured) = 0.525 mW/g

Cheek/Touch, Ch.0600, Ant.Intenna, Bat.Standard/Zoom Scan (5x5x7)/Cube 1:

Measurement grid: dx=8mm, dy=8mm, dz=5mm
Reference Value = 18.8 V/m; Power Drift = -0.1 dB
Peak SAR (extrapolated) = 0.804 W/kg
SAR(1 g) = 0.411 mW/g
Maximum value of SAR (measured) = 0.364 mW/g

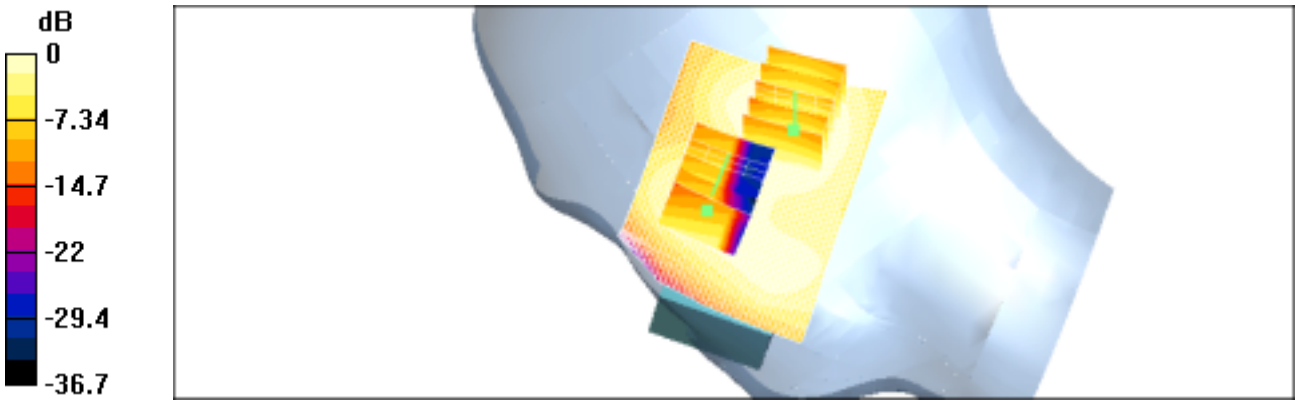

SASUNG FCC ID::A3LSCHA815 -- 1900MHz PCS CDMA head SAR

DUT: SCH-A815(Down); Serial: FB-052-B

Program Name: SCH-A815 PCS Right (Slide.Down, Job No.: FB-052)
Procedure Name: Ear/Tilt, Ch.1175, Ant.Intenna, Bat.Standard
Procedure Notes: Meas.Tissue Temp(celsius)-21.2;Test Date-08/Sep/2004[OET Bulletin 65-Supplement C, July 2001]

Communication System: PCS; Frequency: 1908.75 MHz;Duty Cycle: 1:1

Medium parameters used: f = 1908.75 MHz; σ = 1.39 mho/m; ε_r = 39.9; ρ = 1000 kg/m^3

Phantom section: Right Section

DASY4 Configuration:

- Probe: ET3DV6 - SN1551; ConvF(5, 5, 5); Calibrated: 2004-04-27
- Sensor-Surface: 4mm (Mechanical And Optical Surface Detection)
- Electronics: DAE3 Sn533; Calibrated: 2003-12-16
- Phantom: SAM 1800/1900 MHz; Type: SAM; Serial: TP-1248
- Measurement SW: DASY4, V4.3 Build 16; Postprocessing SW: SEMCAD, V1.8 Build 123

Ear/Tilt, Ch.1175, Ant.Intenna, Bat.Standard/Area Scan (41x61x1):

Measurement grid: dx=20mm, dy=20mm
Maximum value of SAR (interpolated) = 0.743 mW/g

Ear/Tilt, Ch.1175, Ant.Intenna, Bat.Standard/Zoom Scan (5x5x7)/Cube 0:

Measurement grid: dx=8mm, dy=8mm, dz=5mm
Reference Value = 20.1 V/m; Power Drift = -0.2 dB
Peak SAR (extrapolated) = 1.08 W/kg
SAR(1 g) = 0.647 mW/g
Maximum value of SAR (measured) = 0.690 mW/g



0 dB = 0.690mW/g

SAMSUNG FCC ID : A3LSCHA815 -- 1900MHz PCS CDMA Head SAR

DUT: SCH-A815(Down); Serial: FB-052-B

Program Name: SCH-A815 PCS Left (Slide.Down, Job No.:FB-052)
Procedure Name: Cheek/Touch, Ch.0600, Ant.Intenna, Bat.Standard
Procedure Notes: Meas.Tissue Temp(celsius)-21.2;Test Date-08/Sep/2004[OET Bulletin 65-Supplement C, July 2001]

Communication System: PCS; Frequency: 1880 MHz;Duty Cycle: 1:1

Medium parameters used: f = 1880 MHz; σ = 1.39 mho/m; ε_r = 39.9; ρ = 1000 kg/m^3

Phantom section: Left Section

DASY4 Configuration:

- Probe: ET3DV6 - SN1551; ConvF(5, 5, 5); Calibrated: 2004-04-27
- Sensor-Surface: 4mm (Mechanical And Optical Surface Detection)
- Electronics: DAE3 Sn533; Calibrated: 2003-12-16
- Phantom: SAM 1800/1900 MHz; Type: SAM; Serial: TP-1248
- Measurement SW: DASY4, V4.3 Build 16; Postprocessing SW: SEMCAD, V1.8 Build 123

Cheek/Touch, Ch.0600, Ant.Intenna, Bat.Standard/Area Scan (41x61x1):

Measurement grid: dx=20mm, dy=20mm
Maximum value of SAR (interpolated) = 0.650 mW/g

Cheek/Touch, Ch.0600, Ant.Intenna, Bat.Standard/Zoom Scan (5x5x7)/Cube 0:

Measurement grid: dx=8mm, dy=8mm, dz=5mm
Reference Value = 20.5 V/m; Power Drift = -0.1 dB
Peak SAR (extrapolated) = 0.955 W/kg
SAR(1 g) = 0.640 mW/g
Maximum value of SAR (measured) = 0.710 mW/g

Cheek/Touch, Ch.0600, Ant.Intenna, Bat.Standard/Zoom Scan (5x5x7)/Cube 1:

Measurement grid: dx=8mm, dy=8mm, dz=5mm
Reference Value = 20.5 V/m; Power Drift = -0.1 dB
Peak SAR (extrapolated) = 0.570 W/kg
SAR(1 g) = 0.454 mW/g
Maximum value of SAR (measured) = 0.485 mW/g

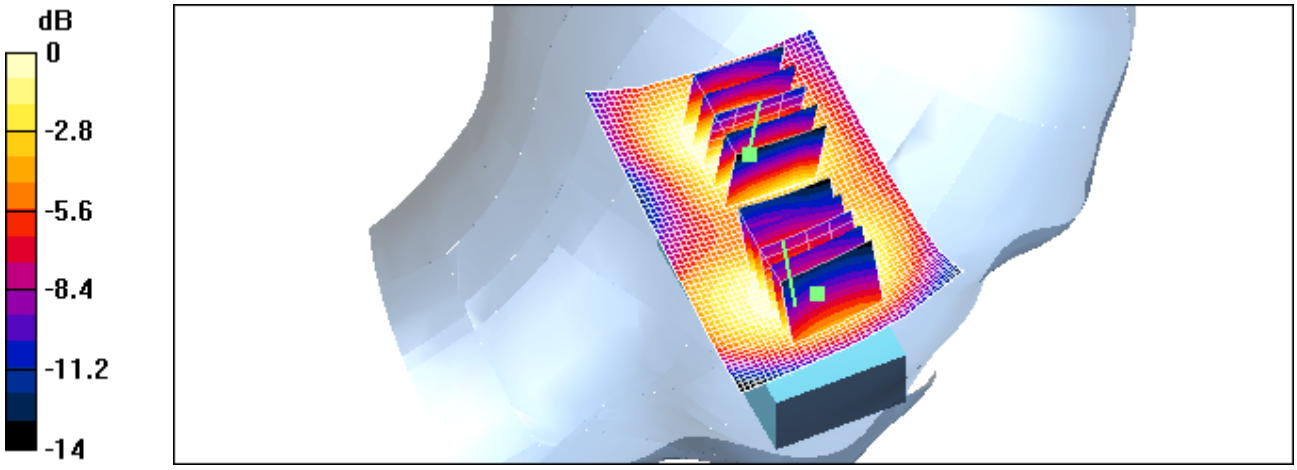

SAMSUNG FCC ID : A3LSCHA815 -- 1900MHz PCS CDMA Head SAR

DUT: SCH-A815(Down); Serial: FB-052-B

Program Name: SCH-A815 PCS Left (Slide.Down, Job No.: FB-052)
Procedure Name: Ear/Tilt, Ch.0600, Ant.Intenna, Bat.Standard
Procedure Notes: Meas.Tissue Temp(celsius)-21.2;Test Date-08/Sep/2004[OET Bulletin 65-Supplement C, July 2001]

Communication System: PCS; Frequency: 1880 MHz;Duty Cycle: 1:1

Medium parameters used: f = 1880 MHz; σ = 1.39 mho/m; ε_r = 39.9; ρ = 1000 kg/m^3

Phantom section: Left Section

DASY4 Configuration:

- Probe: ET3DV6 - SN1551; ConvF(5, 5, 5); Calibrated: 2004-04-27
- Sensor-Surface: 4mm (Mechanical And Optical Surface Detection)
- Electronics: DAE3 Sn533; Calibrated: 2003-12-16
- Phantom: SAM 1800/1900 MHz; Type: SAM; Serial: TP-1248
- Measurement SW: DASY4, V4.3 Build 16; Postprocessing SW: SEMCAD, V1.8 Build 123

Ear/Tilt, Ch.0600, Ant.Intenna, Bat.Standard/Area Scan (41x61x1):

Measurement grid: dx=20mm, dy=20mm
Maximum value of SAR (interpolated) = 0.787 mW/g

Ear/Tilt, Ch.0600, Ant.Intenna, Bat.Standard/Zoom Scan (5x5x7)/Cube 0:

Measurement grid: dx=8mm, dy=8mm, dz=5mm
Reference Value = 21.1 V/m; Power Drift = 0.0 dB
Peak SAR (extrapolated) = 1.05 W/kg
SAR(1 g) = 0.712 mW/g
Maximum value of SAR (measured) = 0.758 mW/g

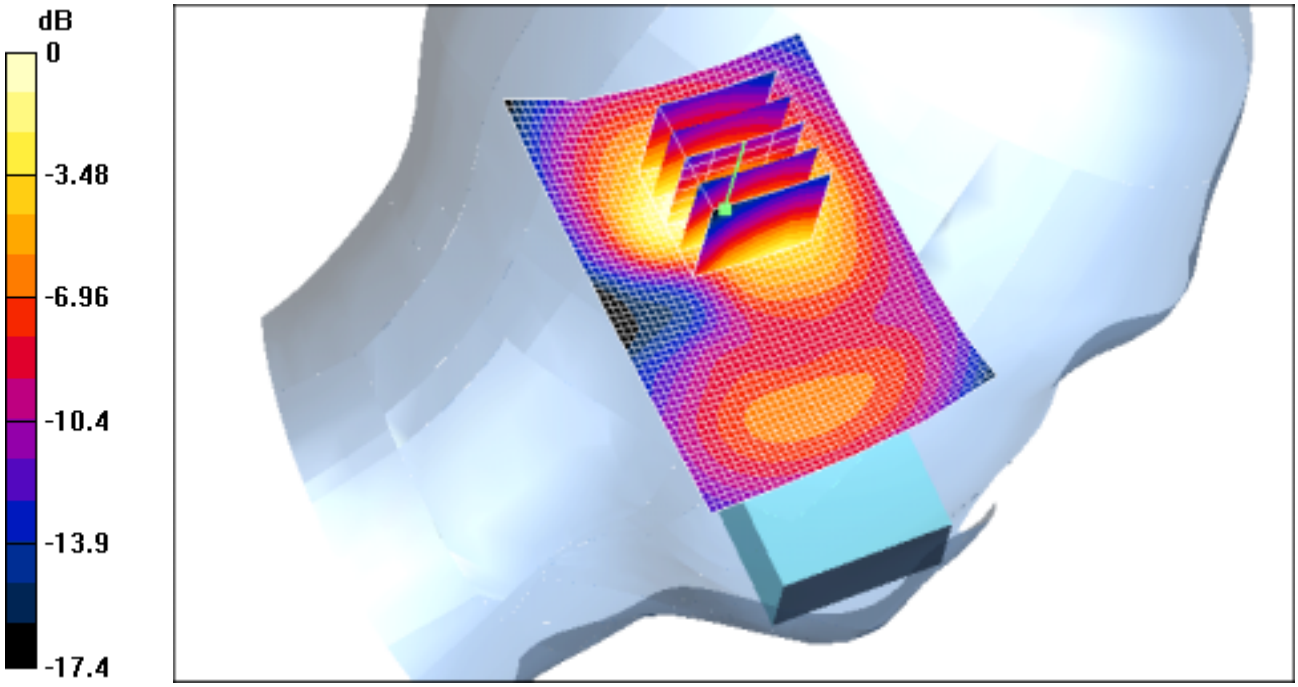

SAMSUNG FCC ID : A3LSCHA815 -- 835MHz AMPS Body SAR

DUT: SCH-A815(Body); Serial: FB-052-B

Program Name: SCH-A815 AMPS Body (Slide.Down, Job No.: FB-052)
Procedure Name: Body, Ch.991, Ant.Intenna, Bat.Standard
Procedure Notes: Meas.Tissue Temp(celsius)-21.6;Test Date-10/Sep/2004[OET Bulletin 65-Supplement C, July 2001]

Communication System: AMPS; Frequency: 824.04 MHz;Duty Cycle: 1:1

Medium parameters used: f = 824.04 MHz; σ = 0.96 mho/m; ε_r = 55.5; ρ = 1000 kg/m^3

Phantom section: Flat Section

DASY4 Configuration:

- Probe: ET3DV6 - SN1617; ConvF(6.21, 6.21, 6.21); Calibrated: 2004-08-27
- Sensor-Surface: 4mm (Mechanical And Optical Surface Detection)
- Electronics: DAE3 Sn533; Calibrated: 2003-12-16
- Phantom: SAM 835/900MHz; Type: SAM; Serial: TP-1247
- Measurement SW: DASY4, V4.3 Build 16; Postprocessing SW: SEMCAD, V1.8 Build 123

Body, Ch.991, Ant.Intenna, Bat.Standard/Area Scan (51x71x1): Measurement grid: dx=20mm, dy=20mm

Maximum value of SAR (interpolated) = 1.04 mW/g

Body, Ch.991, Ant.Intenna, Bat.Standard/Zoom Scan (5x5x7)/Cube 0:

Measurement grid: dx=8mm, dy=8mm, dz=5mm
Reference Value = 23.9 V/m; Power Drift = -0.2 dB
Peak SAR (extrapolated) = 1.34 W/kg
SAR(1 g) = 0.990 mW/g
Maximum value of SAR (measured) = 1.05 mW/g

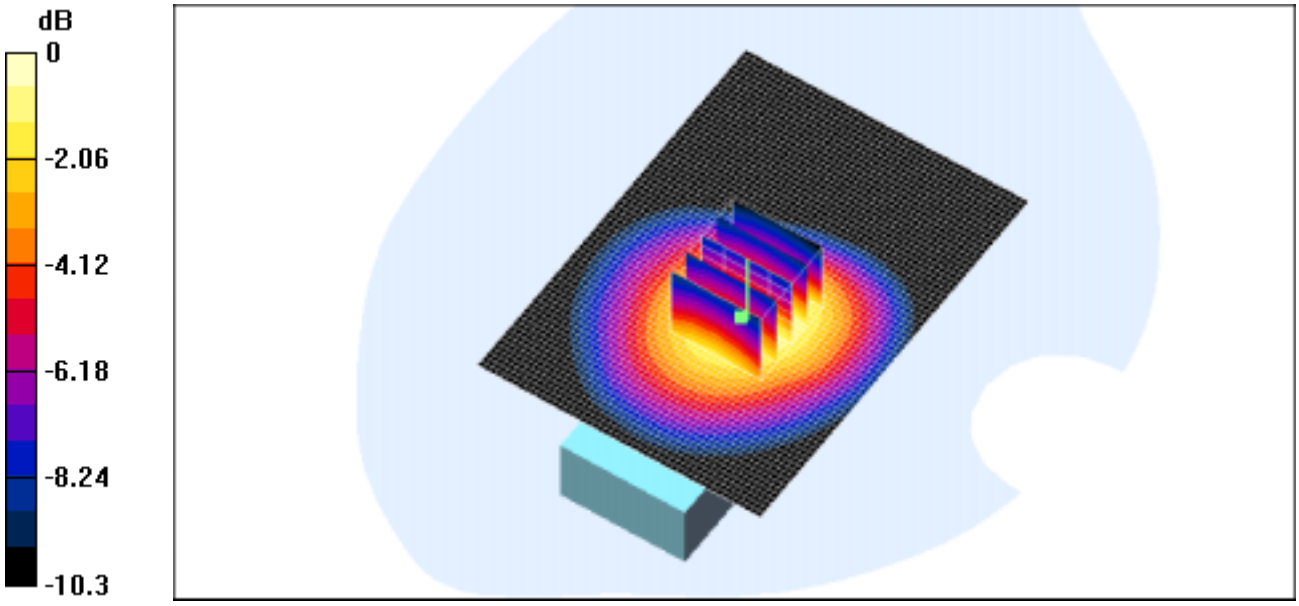

0 dB = 1.05mW/g

SAMSUNG FCC ID : A3LSCHA815 -- 835MHz CDMA Body SAR

DUT: SCH-A815(Body); Serial: FB-052-B

Program Name: SCH-A815 CDMA Body (Slide.Down, Job No.: FB-052)
Procedure Name: Body, Ch.1013, Ant.Intenna, Bat.Standard
Procedure Notes: Meas.Tissue Temp(celsius)-21.6;Test Date-10/Sep/2004[OET Bulletin 65-Supplement C, July 2001]

Communication System: CDMA; Frequency: 824.7 MHz;Duty Cycle: 1:1

Medium parameters used: f = 824.7 MHz; σ = 0.96 mho/m; ε_r = 55.5; ρ = 1000 kg/m^3

Phantom section: Flat Section

DASY4 Configuration:

- Probe: ET3DV6 - SN1617; ConvF(6.21, 6.21, 6.21); Calibrated: 2004-08-27
- Sensor-Surface: 4mm (Mechanical And Optical Surface Detection)
- Electronics: DAE3 Sn533; Calibrated: 2003-12-16
- Phantom: SAM 835/900MHz; Type: SAM; Serial: TP-1247
- Measurement SW: DASY4, V4.3 Build 16; Postprocessing SW: SEMCAD, V1.8 Build 123

Body, Ch.1013, Ant.Intenna, Bat.Standard/Area Scan (51x71x1):

Measurement grid: dx=20mm, dy=20mm
Maximum value of SAR (interpolated) = 1.52 mW/g

Body, Ch.1013, Ant.Intenna, Bat.Standard/Zoom Scan (5x5x7)/Cube 0:

Measurement grid: dx=8mm, dy=8mm, dz=5mm
Reference Value = 26.8 V/m; Power Drift = 0.1 dB
Peak SAR (extrapolated) = 1.39 W/kg
SAR(1 g) = 1.03 mW/g
Maximum value of SAR (measured) = 1.08 mW/g

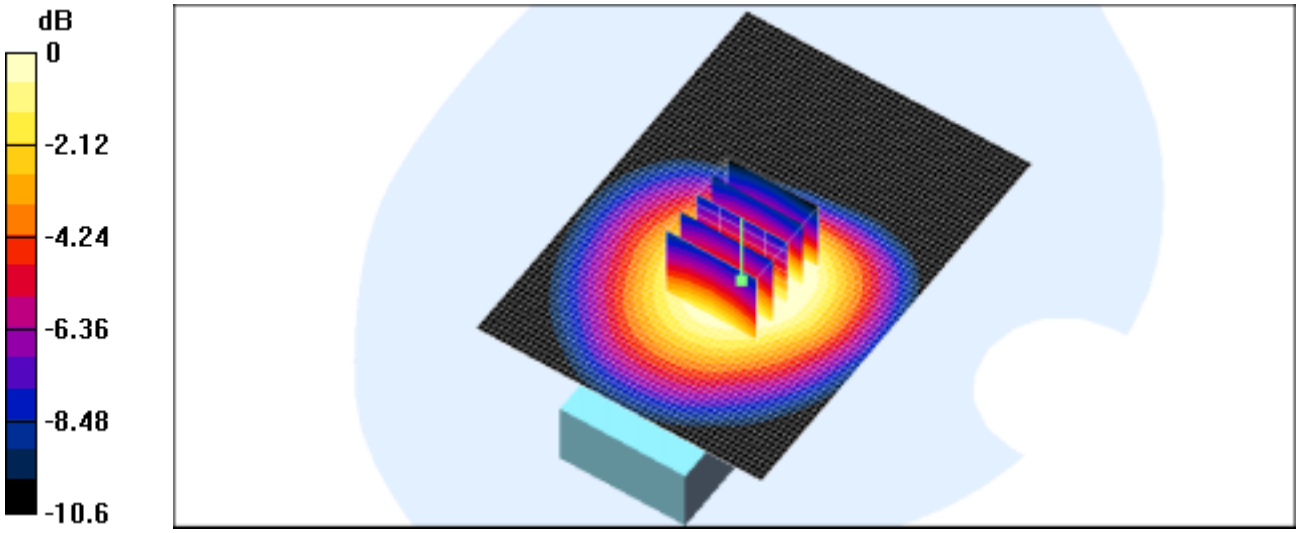

0 dB = 1.08mW/g

SAMSUNG FCC ID : A3LSCHA815 835MHz CDMA Body SAR

DUT: SCH-A815(Body); Serial: FB-052-B

Program Name: SCH-A815 PCS Body (Slide.Down, Job No.: FB-052)
Procedure Name: Body, Ch.1175, Ant.Intenna, Bat. Standard
Procedure Notes: Meas.Tissue Temp(celsius)-21.6;Test Date-08/Sep/2004[OET Bulletin 65-Supplement C, July 2001]

Communication System: PCS; Frequency: 1908.75 MHz;Duty Cycle: 1:1

Medium parameters used: f = 1908.75 MHz; σ = 1.55 mho/m; ε_r = 51.3; ρ = 1000 kg/m^3

Phantom section: Flat Section

DASY4 Configuration:

- Probe: ET3DV6 - SN1551; ConvF(4.51, 4.51, 4.51); Calibrated: 2004-04-27
- Sensor-Surface: 4mm (Mechanical And Optical Surface Detection)
- Electronics: DAE3 Sn533; Calibrated: 2003-12-16
- Phantom: SAM 1800/1900 MHz; Type: SAM; Serial: TP-1248
- Measurement SW: DASY4, V4.3 Build 16; Postprocessing SW: SEMCAD, V1.8 Build 123

Body, Ch.1175, Ant.Intenna, Bat. Standard/Area Scan (51x71x1):

Measurement grid: dx=20mm, dy=20mm
Maximum value of SAR (interpolated) = 1.34 mW/g

Body, Ch.1175, Ant.Intenna, Bat. Standard/Zoom Scan (5x5x7)/Cube 0:

Measurement grid: dx=8mm, dy=8mm, dz=5mm
Reference Value = 29.6 V/m; Power Drift = -0.1 dB
Peak SAR (extrapolated) = 1.96 W/kg
SAR(1 g) = 1.22 mW/g
Maximum value of SAR (measured) = 1.35 mW/g

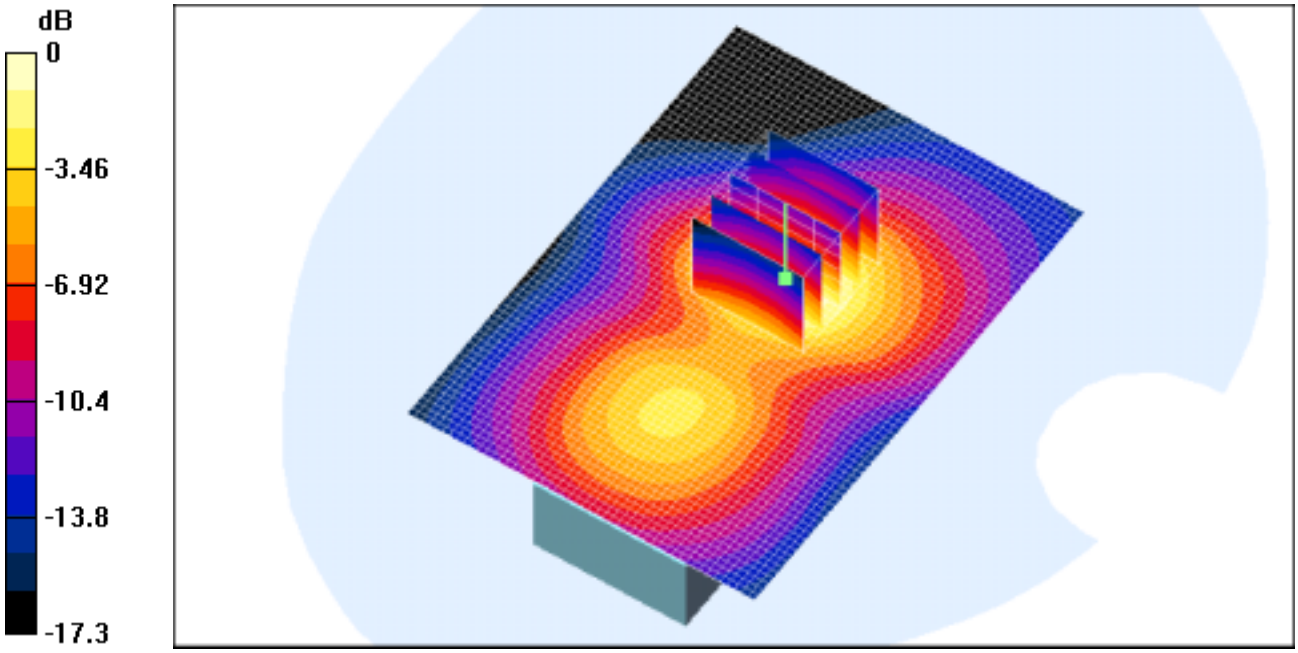

SAMSUNG FCC ID : A3SCHA815 -- 835MHz AMPS Head SAR

DUT: SCH-A815(Up); Serial: FB-052-B

Program Name: SCH-A815 AMPS Right (Slide Up, Job No.: FB-052)
Procedure Name: Cheek/Touch, Ch.0799, Ant.Intenna, Bat.Standard
Procedure Notes: Meas.Tissue Temp(celsius)-20.6;Test Date-09/Sep/2004[OET Bulletin 65-Supplement C, July 2001]

Communication System: AMPS; Frequency: 848.97 MHz;Duty Cycle: 1:1

Medium parameters used: f = 848.97 MHz; σ = 0.88 mho/m; ε_r = 40.9; ρ = 1000 kg/m^3

Phantom section: Right Section

DASY4 Configuration:

- Probe: ET3DV6 - SN1551; ConvF(6.54, 6.54, 6.54); Calibrated: 2004-04-27
- Sensor-Surface: 4mm (Mechanical And Optical Surface Detection)
- Electronics: DAE3 Sn533; Calibrated: 2003-12-16
- Phantom: SAM 835/900 MHz; Type: SAM; Serial: TP-1247
- Measurement SW: DASY4, V4.3 Build 16; Postprocessing SW: SEMCAD, V1.8 Build 123

Cheek/Touch, Ch.0799, Ant.Intenna, Bat.Standard/Area Scan (41x61x1):

Measurement grid: dx=20mm, dy=20mm
Maximum value of SAR (interpolated) = 0.972 mW/g

Cheek/Touch, Ch.0799, Ant.Intenna, Bat.Standard/Zoom Scan (5x5x7)/Cube 0:

Measurement grid: dx=8mm, dy=8mm, dz=5mm
Reference Value = 17.3 V/m; Power Drift = 0.1 dB
Peak SAR (extrapolated) = 1.23 W/kg
SAR(1 g) = 0.876 mW/g
Maximum value of SAR (measured) = 0.925 mW/g

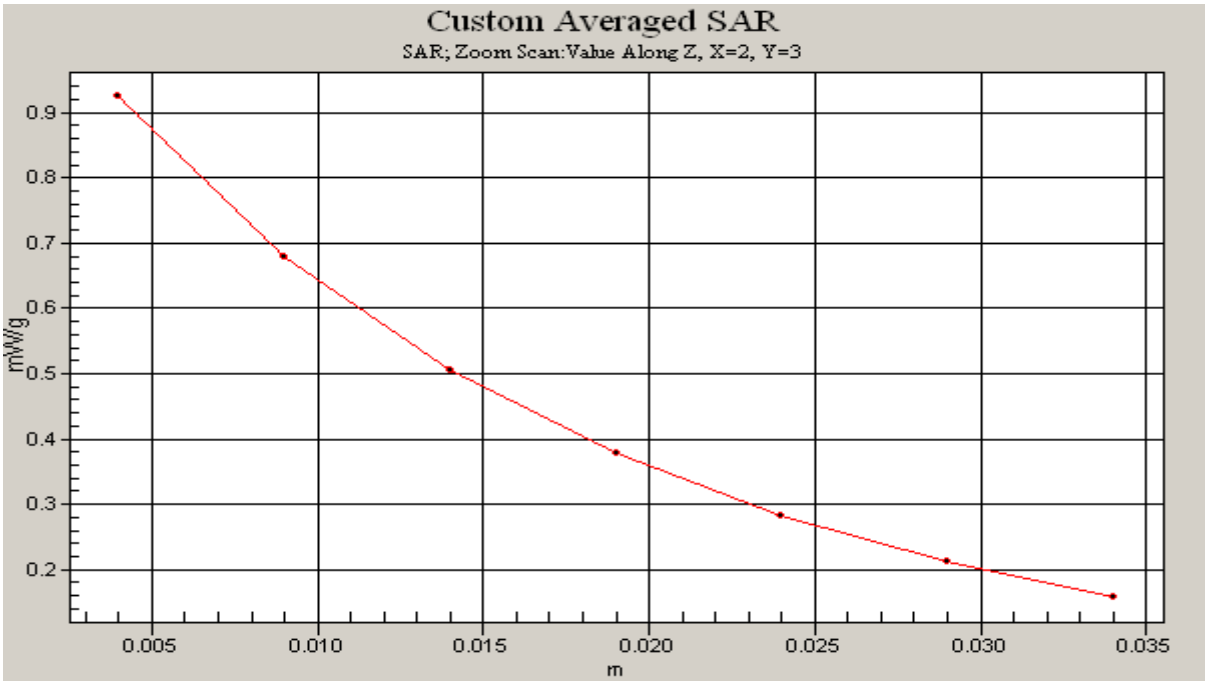

SAMSUNG FCC ID : A3SCHA815 -- 835MHz CDMA Head SAR

DUT: SCH-A815(Up); Serial: FB-052-B

Program Name: SCH-A815 CDMA Right (Slide Up, Job No.: FB-052)
Procedure Name: Cheek/Touch, Ch.0777, Ant.Intenna, Bat.Standard
Procedure Notes: Meas.Tissue Temp(celsius)-20.9;Test Date-09/Sep/2004[OET Bulletin 65-Supplement C, July 2001]

Communication System: CDMA; Frequency: 848.31 MHz;Duty Cycle: 1:1

Medium parameters used: f = 848.31 MHz; σ = 0.88 mho/m; ε_r = 40.9; ρ = 1000 kg/m^3

Phantom section: Right Section

DASY4 Configuration:

- Probe: ET3DV6 - SN1551; ConvF(6.54, 6.54, 6.54); Calibrated: 2004-04-27
- Sensor-Surface: 4mm (Mechanical And Optical Surface Detection)
- Electronics: DAE3 Sn533; Calibrated: 2003-12-16
- Phantom: SAM 835/900 MHz; Type: SAM; Serial: TP-1247
- Measurement SW: DASY4, V4.3 Build 16; Postprocessing SW: SEMCAD, V1.8 Build 123

Cheek/Touch, Ch.0777, Ant.Intenna, Bat.Standard/Area Scan (41x61x1):

Measurement grid: dx=20mm, dy=20mm
Maximum value of SAR (interpolated) = 1.06 mW/g

Cheek/Touch, Ch.0777, Ant.Intenna, Bat.Standard/Zoom Scan (5x5x7)/Cube 0:

Measurement grid: dx=8mm, dy=8mm, dz=5mm
Reference Value = 17.8 V/m; Power Drift = 0.0 dB
Peak SAR (extrapolated) = 1.38 W/kg
SAR(1 g) = 0.967 mW/g
Maximum value of SAR (measured) = 1.03 mW/g

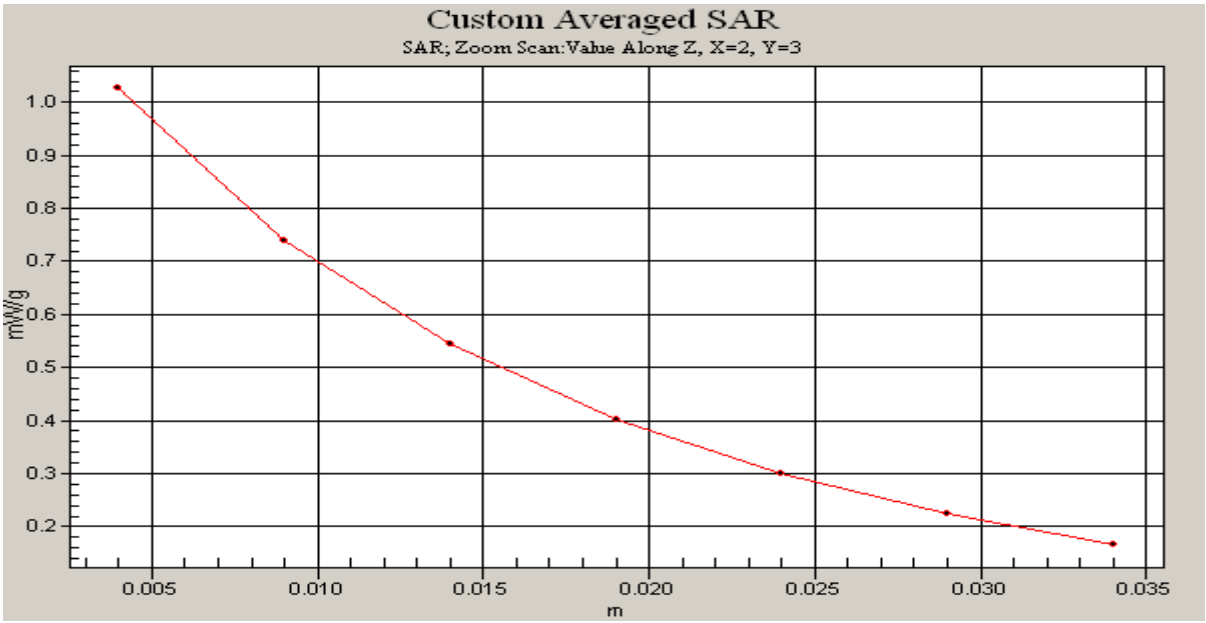

SAMSUNG FCC ID : A3SCHA815 -- 1900MHz PCS Head SAR

DUT: SCH-A815(Down); Serial: FB-052-B

Program Name: SCH-A815 PCS Left (Slide.Down, Job No.: FB-052)
Procedure Name: Ear/Tilt, Ch.0600, Ant.Intenna, Bat.Standard
Procedure Notes: Meas.Tissue Temp(celsius)-21.2;Test Date-08/Sep/2004[OET Bulletin 65-Supplement C, July 2001]

Communication System: PCS; Frequency: 1880 MHz;Duty Cycle: 1:1

Medium parameters used: f = 1880 MHz; σ = 1.39 mho/m; ε_r = 39.9; ρ = 1000 kg/m^3

Phantom section: Left Section

DASY4 Configuration:

- Probe: ET3DV6 - SN1551; ConvF(5, 5, 5); Calibrated: 2004-04-27
- Sensor-Surface: 4mm (Mechanical And Optical Surface Detection)
- Electronics: DAE3 Sn533; Calibrated: 2003-12-16
- Phantom: SAM 1800/1900 MHz; Type: SAM; Serial: TP-1248
- Measurement SW: DASY4, V4.3 Build 16; Postprocessing SW: SEMCAD, V1.8 Build 123

Ear/Tilt, Ch.0600, Ant.Intenna, Bat.Standard/Area Scan (41x61x1):

Measurement grid: dx=20mm, dy=20mm
Maximum value of SAR (interpolated) = 0.787 mW/g

Ear/Tilt, Ch.0600, Ant.Intenna, Bat.Standard/Zoom Scan (5x5x7)/Cube 0:

Measurement grid: dx=8mm, dy=8mm, dz=5mm
Reference Value = 21.1 V/m; Power Drift = 0.0 dB
Peak SAR (extrapolated) = 1.05 W/kg
SAR(1 g) = 0.712 mW/g
Maximum value of SAR (measured) = 0.758 mW/g

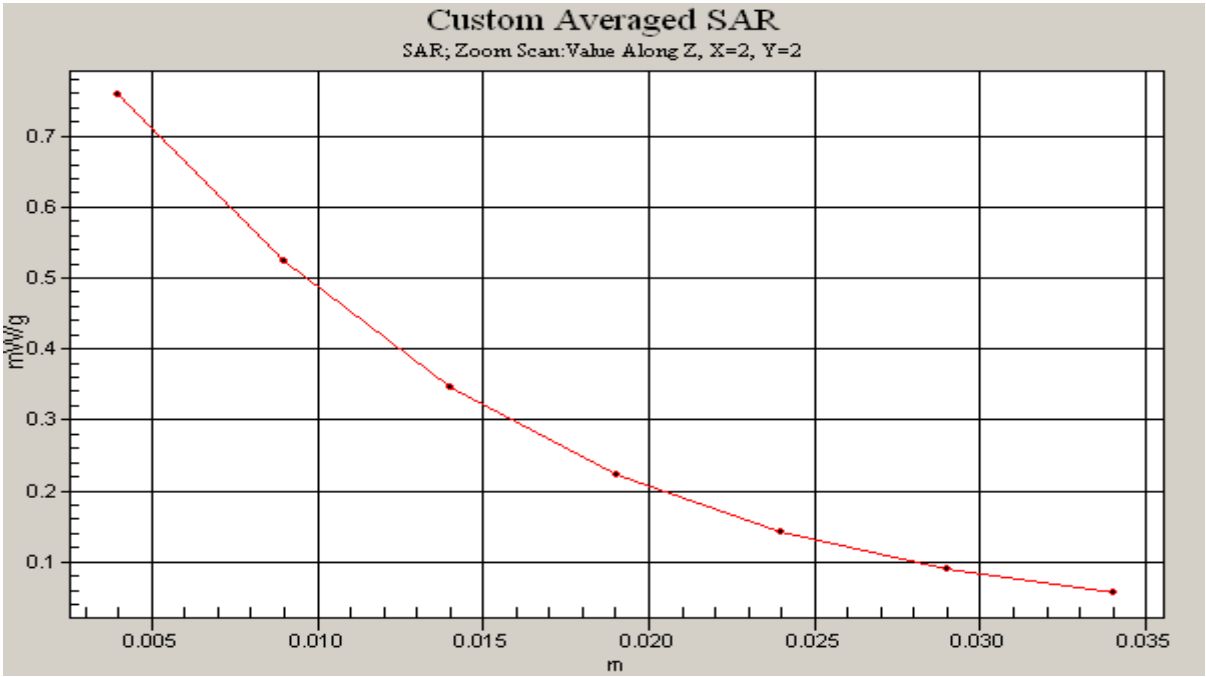

SAMSUNG FCC ID : A3SCHA815 -- 835MHz AMPS Body SAR

DUT: SCH-A815(Body); Serial: FB-052-B

Program Name: SCH-A815 AMPS Body (Slide.Down, Job No.: FB-052)
Procedure Name: Body, Ch.991, Ant.Intenna, Bat.Standard
Procedure Notes: Meas.Tissue Temp(celsius)-21.6;Test Date-10/Sep/2004[OET Bulletin 65-Supplement C, July 2001]

Communication System: AMPS; Frequency: 824.04 MHz;Duty Cycle: 1:1

Medium parameters used: f = 824.04 MHz; σ = 0.96 mho/m; ε_r = 55.5; ρ = 1000 kg/m^3

Phantom section: Flat Section

DASY4 Configuration:

- Probe: ET3DV6 - SN1617; ConvF(6.21, 6.21, 6.21); Calibrated: 2004-08-27
- Sensor-Surface: 4mm (Mechanical And Optical Surface Detection)
- Electronics: DAE3 Sn533; Calibrated: 2003-12-16
- Phantom: SAM 835/900MHz; Type: SAM; Serial: TP-1247
- Measurement SW: DASY4, V4.3 Build 16; Postprocessing SW: SEMCAD, V1.8 Build 123

Body, Ch.991, Ant.Intenna, Bat.Standard/Area Scan (51x71x1): Measurement grid: dx=20mm, dy=20mm

Maximum value of SAR (interpolated) = 1.04 mW/g

Body, Ch.991, Ant.Intenna, Bat.Standard/Zoom Scan (5x5x7)/Cube 0:

Measurement grid: dx=8mm, dy=8mm, dz=5mm
Reference Value = 23.9 V/m; Power Drift = -0.2 dB
Peak SAR (extrapolated) = 1.34 W/kg
SAR(1 g) = 0.990 mW/g
Maximum value of SAR (measured) = 1.05 mW/g

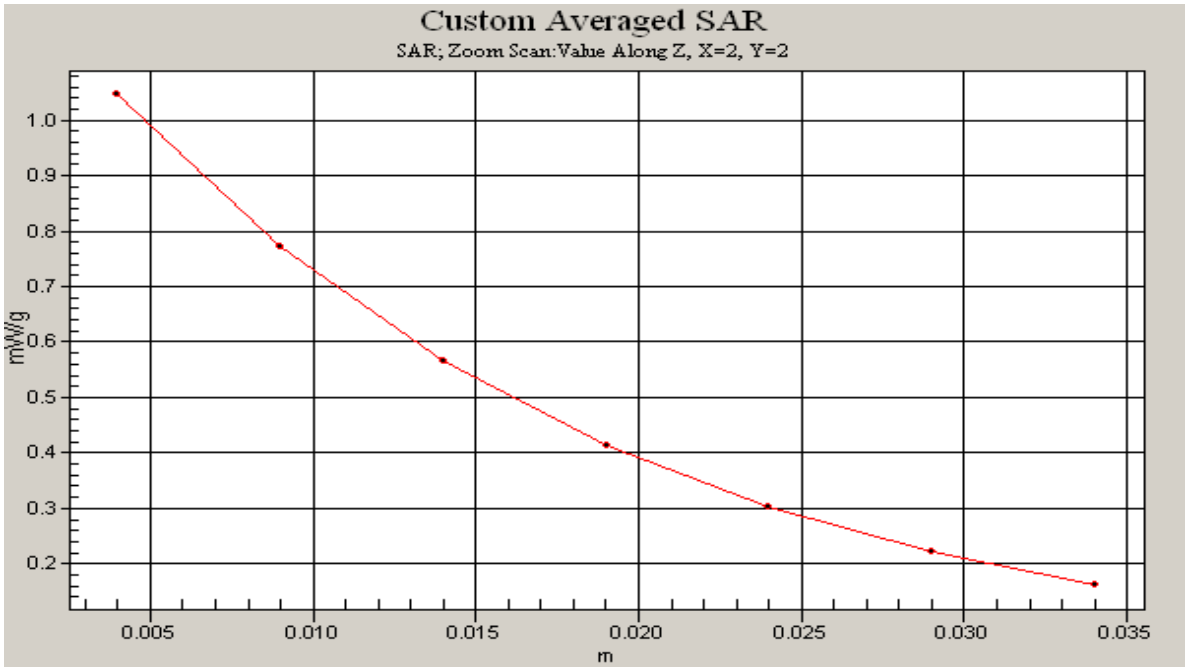

SAMSUNG FCC ID : A3SCHA815 -- 835MHz CDMA Body SAR

DUT: SCH-A815(Body); Serial: FB-052-B

Program Name: SCH-A815 CDMA Body (Slide.Down, Job No.: FB-052)
Procedure Name: Body, Ch.1013, Ant.Intenna, Bat.Standard
Procedure Notes: Meas.Tissue Temp(celsius)-21.6;Test Date-10/Sep/2004[OET Bulletin 65-Supplement C, July 2001]

Communication System: CDMA; Frequency: 824.7 MHz;Duty Cycle: 1:1

Medium parameters used: f = 824.7 MHz; σ = 0.96 mho/m; ε_r = 55.5; ρ = 1000 kg/m^3

Phantom section: Flat Section

DASY4 Configuration:

- Probe: ET3DV6 - SN1617; ConvF(6.21, 6.21, 6.21); Calibrated: 2004-08-27
- Sensor-Surface: 4mm (Mechanical And Optical Surface Detection)
- Electronics: DAE3 Sn533; Calibrated: 2003-12-16
- Phantom: SAM 835/900MHz; Type: SAM; Serial: TP-1247
- Measurement SW: DASY4, V4.3 Build 16; Postprocessing SW: SEMCAD, V1.8 Build 123

Body, Ch.1013, Ant.Intenna, Bat.Standard/Area Scan (51x71x1):

Measurement grid: dx=20mm, dy=20mm
Maximum value of SAR (interpolated) = 1.52 mW/g

Body, Ch.1013, Ant.Intenna, Bat.Standard/Zoom Scan (5x5x7)/Cube 0:

Measurement grid: dx=8mm, dy=8mm, dz=5mm
Reference Value = 26.8 V/m; Power Drift = 0.1 dB
Peak SAR (extrapolated) = 1.39 W/kg
SAR(1 g) = 1.03 mW/g
Maximum value of SAR (measured) = 1.08 mW/g

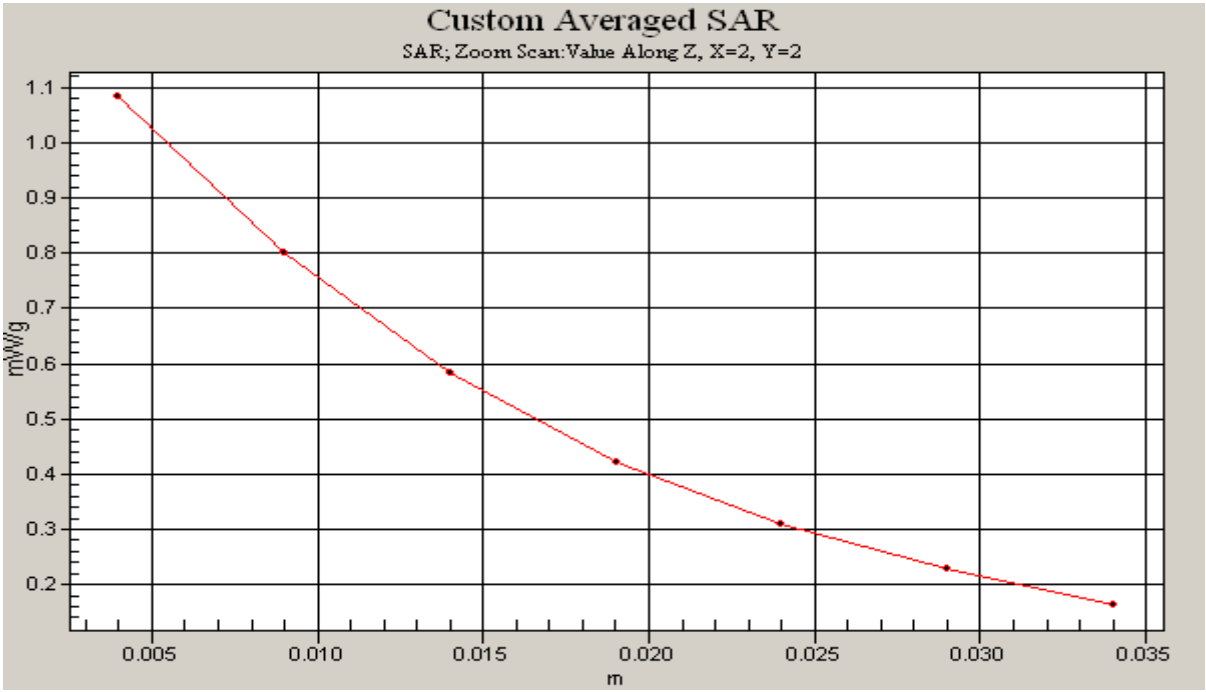

SAMSUNG FCC ID : A3SCHA815 -- 1900MHz PCS Body SAR

DUT: SCH-A815(Body); Serial: FB-052-B

Program Name: SCH-A815 PCS Body (Slide.Down, Job No.: FB-052)
Procedure Name: Body, Ch.1175, Ant.Intenna, Bat.Standard
Procedure Notes: Meas.Tissue Temp(celsius)-21.6;Test Date-08/Sep/2004[OET Bulletin 65-Supplement C, July 2001]

Communication System: PCS; Frequency: 1908.75 MHz;Duty Cycle: 1:1

Medium parameters used: f = 1908.75 MHz; σ = 1.55 mho/m; ε_r = 51.3; ρ = 1000 kg/m^3

Phantom section: Flat Section

DASY4 Configuration:

- Probe: ET3DV6 - SN1551; ConvF(4.51, 4.51, 4.51); Calibrated: 2004-04-27
- Sensor-Surface: 4mm (Mechanical And Optical Surface Detection)
- Electronics: DAE3 Sn533; Calibrated: 2003-12-16
- Phantom: SAM 1800/1900 MHz; Type: SAM; Serial: TP-1248
- Measurement SW: DASY4, V4.3 Build 16; Postprocessing SW: SEMCAD, V1.8 Build 123

Body, Ch.1175, Ant.Intenna, Bat.Standard/Area Scan (51x71x1):

Measurement grid: dx=20mm, dy=20mm
Maximum value of SAR (interpolated) = 1.34 mW/g

Body, Ch.1175, Ant.Intenna, Bat.Standard/Zoom Scan (5x5x7)/Cube 0:
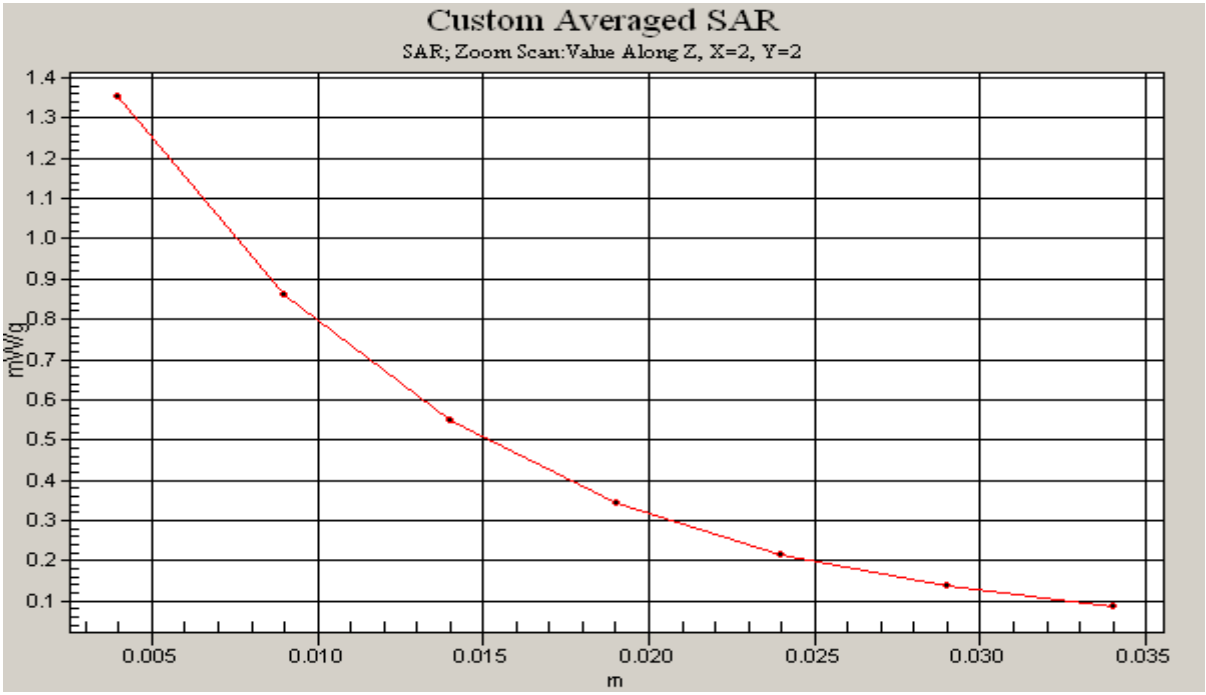
Measurement grid: dx=8mm, dy=8mm, dz=5mm
Reference Value = 29.6 V/m; Power Drift = -0.1 dB
Peak SAR (extrapolated) = 1.96 W/kg
SAR(1 g) = 1.22 mW/g
Maximum value of SAR (measured) = 1.35 mW/g