SAMSUNG FCC ID : A3LSCHA990 -- 835MHz CDMA Head SAR
DUT: SCH-A990; Serial: FD-031-I
Program Name: SCH-A990 CDMA Right (Job No. : FD-031)
Procedure Name: Cheek/Touch, Ch.0777, Intenna, Bat. Standard
Procedure Notes: Meas. Ambient Temp(celsius)-22.0; Tissue Temp(celsius)-21.6;Test Date-23/Mar/2006[OET Bulletin 65-Supplement C, July 2001]
Communication System: CDMA; Frequency: 848.31 MHz;Duty Cycle: 1:1
Medium parameters used: f = 848.31 MHz; σ = 0.9 mho/m; ε_r = 40.4; ρ = 1000 kg/m^3
Phantom section: Right Section
DASY4 Configuration:

- Probe: ES3DV2 - SN3017; ConvF(6.14, 6.14, 6.14); Calibrated: 2005-09-20
- Sensor-Surface: 4mm (Mechanical Surface Detection)
- Electronics: DAE3 Sn486; Calibrated: 2005-08-30
- Phantom: SAM PHANTOM #2; Type: SAM; Serial: TP-1248
- Measurement SW: DASY4, V4.6 Build 23; Postprocessing SW: SEMCAD, V1.8 Build 160

Cheek/Touch, Ch.0777, Intenna, Bat. Standard/Zoom Scan (5x5x7)/Cube 0:
Measurement grid: dx=8mm, dy=8mm, dz=5mm
Reference Value = 9.38 V/m; Power Drift = -0.033 dB
Peak SAR (extrapolated) = 1.55 W/kg
SAR(1 g) = 1.02 mW/g
Maximum value of SAR (measured) = 1.10 mW/g

Cheek/Touch, Ch.0777, Intenna, Bat. Standard/Area Scan (51x71x1): Measurement grid: dx=20mm, dy=20mm
Maximum value of SAR (interpolated) = 1.10 mW/g



0 dB = 1.10mW/g

SAMSUNG FCC ID : A3LSCHA990 -- 835MHz CDMA Head SAR
DUT: SCH-A990; Serial: FD-031-I
Program Name: SCH-A990 CDMA Right (Job No. : FD-031)
Procedure Name: Ear/Tilt, Ch.0384, Intenna, Bat. Standard
Procedure Notes: Meas. Ambient Temp(celsius)-22.0; Tissue Temp(celsius)-21.6;Test Date-23/Mar/2006[OET Bulletin 65-Supplement C, July 2001]
Communication System: CDMA; Frequency: 836.52 MHz;Duty Cycle: 1:1
Medium parameters used: f = 836.52 MHz; σ = 0.9 mho/m; ε_r = 40.4; ρ = 1000 kg/m^3
Phantom section: Right Section
DASY4 Configuration:

- Probe: ES3DV2 - SN3017; ConvF(6.14, 6.14, 6.14); Calibrated: 2005-09-20
- Sensor-Surface: 4mm (Mechanical Surface Detection)
- Electronics: DAE3 Sn486; Calibrated: 2005-08-30
- Phantom: SAM PHANTOM #2; Type: SAM; Serial: TP-1248
- Measurement SW: DASY4, V4.6 Build 23; Postprocessing SW: SEMCAD, V1.8 Build 160

Ear/Tilt, Ch.0384, Intenna, Bat. Standard/Area Scan (51x71x1): Measurement grid: dx=20mm, dy=20mm
Maximum value of SAR (interpolated) = 0.340 mW/g

Ear/Tilt, Ch.0384, Intenna, Bat. Standard/Zoom Scan (5x5x7)/Cube 0: Measurement grid: dx=8mm, dy=8mm, dz=5mm
Reference Value = 11.6 V/m; Power Drift = -0.140 dB
Peak SAR (extrapolated) = 0.401 W/kg
SAR(1 g) = 0.314 mW/g

Maximum value of SAR (measured) = 0.329 mW/g

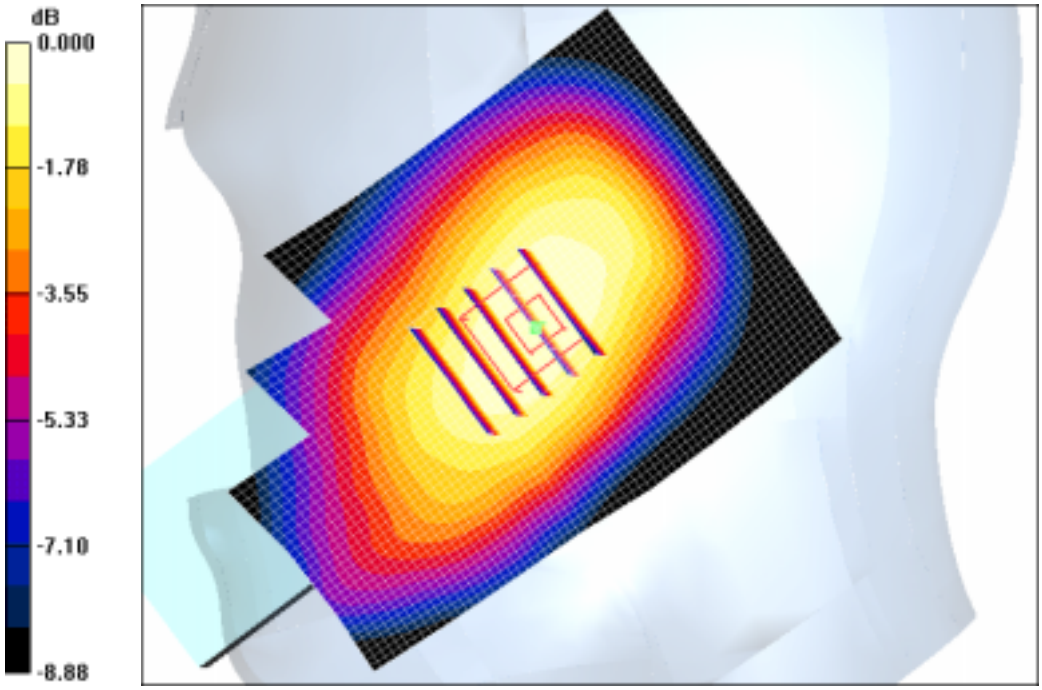

0 dB = 0.329mW/g

SAMSUNG FCC ID : A3LSCHA990 -- 835MHz CDMA Head SAR
DUT: SCH-A990; Serial: FD-031-I
Program Name: SCH-A990 CDMA Left (Job No. : FD-031)
Procedure Name: Cheek/Touch, Ch.0777, Intenna, Bat. Standard
Procedure Notes: Meas. Ambient Temp(celsius)-22.0; Tissue Temp(celsius)-21.6;Test Date-23/Mar/2006[OET Bulletin 65-Supplement C, July 2001]
Communication System: CDMA; Frequency: 848.31 MHz;Duty Cycle: 1:1
Medium parameters used: f = 848.31 MHz; σ = 0.9 mho/m; ε_r = 40.4; ρ = 1000 kg/m^3
Phantom section: Left Section
DASY4 Configuration:

- Probe: ES3DV2 - SN3017; ConvF(6.14, 6.14, 6.14); Calibrated: 2005-09-20
- Sensor-Surface: 4mm (Mechanical Surface Detection)
- Electronics: DAE3 Sn486; Calibrated: 2005-08-30
- Phantom: SAM PHANTOM #2; Type: SAM; Serial: TP-1248
- Measurement SW: DASY4, V4.6 Build 23; Postprocessing SW: SEMCAD, V1.8 Build 160

Cheek/Touch, Ch.0777, Intenna, Bat. Standard/Zoom Scan (5x5x7)/Cube 0:
Measurement grid: dx=8mm, dy=8mm, dz=5mm
Reference Value = 8.93 V/m; Power Drift = -0.197 dB
Peak SAR (extrapolated) = 1.58 W/kg
SAR(1 g) = 1.09 mW/g
Maximum value of SAR (measured) = 1.15 mW/g

Cheek/Touch, Ch.0777, Intenna, Bat. Standard/Area Scan (51x71x1): Measurement grid: dx=20mm, dy=20mm
Maximum value of SAR (interpolated) = 1.12 mW/g

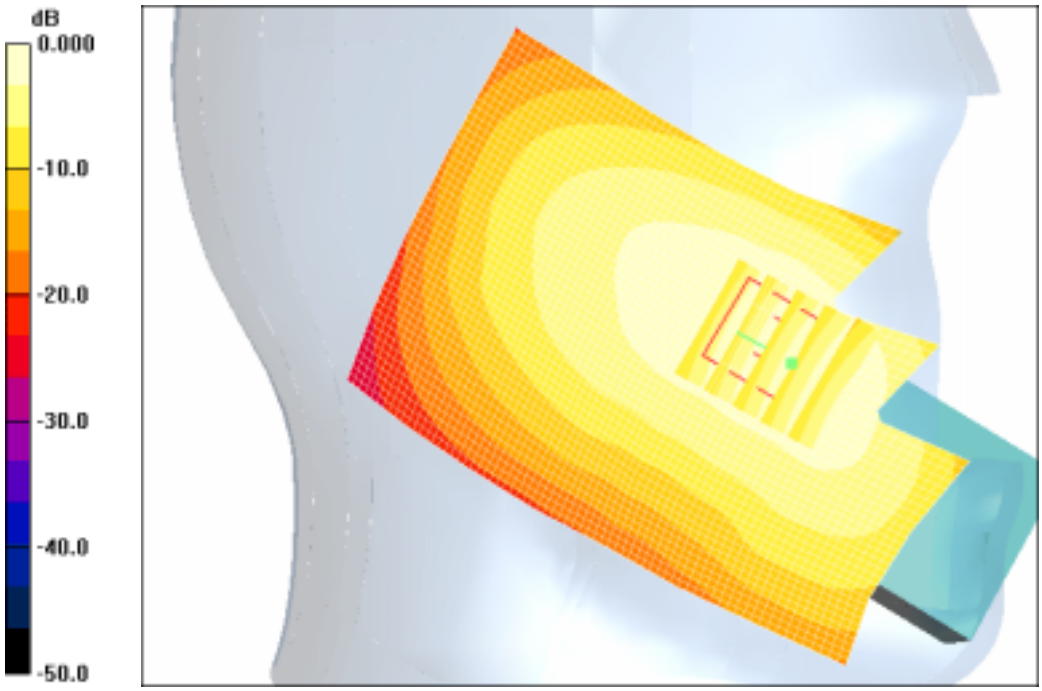

0 dB = 1.12mW/g

SAMSUNG FCC ID : A3LSCHA990 -- 835MHz CDMA Head SAR
DUT: SCH-A990; Serial: FD-031-I
Program Name: SCH-A990 CDMA Left (Job No. : FD-031)
Procedure Name: Ear/Tilt, Ch.0384, Intenna, Bat. Standard
Procedure Notes: Meas. Ambient Temp(celsius)-22.0; Tissue Temp(celsius)-21.6;Test Date-23/Mar/2006[OET Bulletin 65-Supplement C, July 2001]
Communication System: CDMA; Frequency: 836.52 MHz;Duty Cycle: 1:1
Medium parameters used: f = 836.52 MHz; σ = 0.9 mho/m; ε_r = 40.4; ρ = 1000 kg/m^3
Phantom section: Left Section
DASY4 Configuration:

- Probe: ES3DV2 - SN3017; ConvF(6.14, 6.14, 6.14); Calibrated: 2005-09-20
- Sensor-Surface: 4mm (Mechanical Surface Detection)
- Electronics: DAE3 Sn486; Calibrated: 2005-08-30
- Phantom: SAM PHANTOM #2; Type: SAM; Serial: TP-1248
- Measurement SW: DASY4, V4.6 Build 23; Postprocessing SW: SEMCAD, V1.8 Build 160

Ear/Tilt, Ch.0384, Intenna, Bat. Standard/Area Scan (51x71x1): Measurement grid: dx=20mm, dy=20mm
Maximum value of SAR (interpolated) = 0.314 mW/g

Ear/Tilt, Ch.0384, Intenna, Bat. Standard/Zoom Scan (5x5x7)/Cube 0: Measurement grid: dx=8mm, dy=8mm, dz=5mm
Reference Value = 10.9 V/m; Power Drift = -0.040 dB
Peak SAR (extrapolated) = 0.375 W/kg
SAR(1 g) = 0.293 mW/g
Maximum value of SAR (measured) = 0.308 mW/g

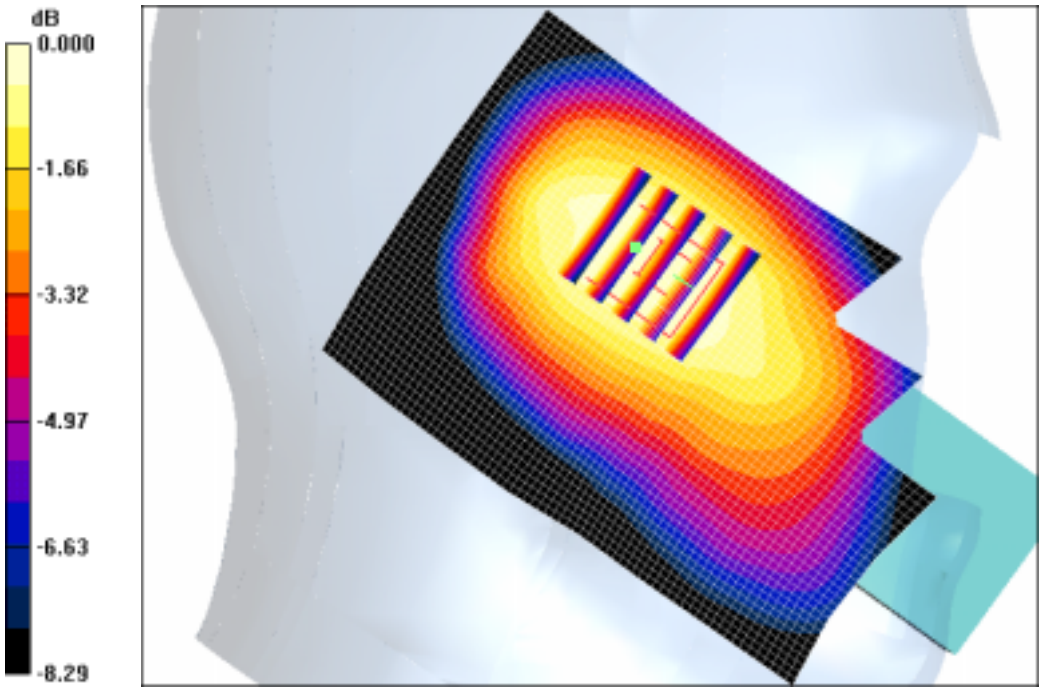

0 dB = 0.308mW/g

SAMSUNG FCC ID : A3LSCHA990 -- 835MHz CDMA Head SAR
DUT: SCH-A990; Serial: FD-031-I
Program Name: SCH-A990 CDMA Left (Job No. : FD-031)
Procedure Name: Cheek/Touch, Ch.0777, Intenna, Bat. Standard with BT ON
Procedure Notes: Meas. Ambient Temp(celsius)-22.0; Tissue Temp(celsius)-21.6;Test Date-23/Mar/2006[OET Bulletin 65-Supplement C, July 2001]
Communication System: CDMA; Frequency: 848.31 MHz;Duty Cycle: 1:1
Medium parameters used: f = 848.31 MHz; σ = 0.9 mho/m; ε_r = 40.4; ρ = 1000 kg/m^3
Phantom section: Left Section
DASY4 Configuration:

- Probe: ES3DV2 - SN3017; ConvF(6.14, 6.14, 6.14); Calibrated: 2005-09-20
- Sensor-Surface: 4mm (Mechanical Surface Detection)
- Electronics: DAE3 Sn486; Calibrated: 2005-08-30
- Phantom: SAM PHANTOM #2; Type: SAM; Serial: TP-1248
- Measurement SW: DASY4, V4.6 Build 23; Postprocessing SW: SEMCAD, V1.8 Build 160

Cheek/Touch, Ch.0777, Intenna, Bat. Standard with BT ON/Zoom Scan (5x5x7)/Cube 0:
Measurement grid: dx=8mm, dy=8mm, dz=5mm
Reference Value = 7.49 V/m; Power Drift = 0.069 dB
Peak SAR (extrapolated) = 1.41 W/kg
SAR(1 g) = 0.977 mW/g
Maximum value of SAR (measured) = 1.02 mW/g

Cheek/Touch, Ch.0777, Intenna, Bat. Standard with BT ON/Area Scan (51x71x1):
Measurement grid: dx=20mm, dy=20mm
Maximum value of SAR (interpolated) = 1.01 mW/g

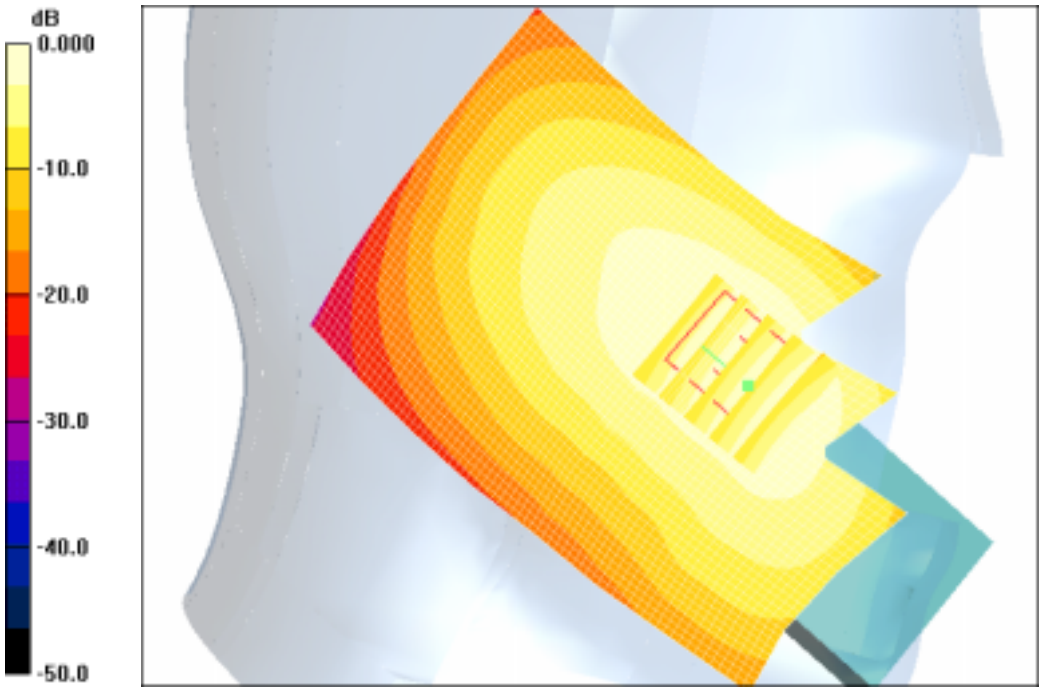

0 dB = 1.01mW/g

SAMSUNG FCC ID : A3LSCHA990 -- 835MHz CDMA Body SAR
DUT: SCH-A990(Body); Serial: FD-031-I
Program Name: SCH-A990 CDMA Body (Job No. : FD-031)
Procedure Name: Body, Ch. 0777, Ant. Intenna, Bat. Standard
Procedure Notes: Meas. Ambient Temp(celsius)-22.0; Tissue Temp(celsius)-21.8;Test Date-23/Mar/2006[OET Bulletin 65-Supplement C, July 2001]
Communication System: CDMA; Frequency: 848.31 MHz;Duty Cycle: 1:1
Medium parameters used: f = 848.31 MHz; σ = 0.98 mho/m; ε_r = 53.8; ρ = 1000 kg/m^3
Phantom section: Flat Section
DASY4 Configuration:

- Probe: ES3DV2 - SN3017; ConvF(6.18, 6.18, 6.18); Calibrated: 2005-09-20
- Sensor-Surface: 4mm (Mechanical Surface Detection)
- Electronics: DAE3 Sn486; Calibrated: 2005-08-30
- Phantom: SAM PHANTOM #1; Type: SAM; Serial: TP-1247
- Measurement SW: DASY4, V4.6 Build 23; Postprocessing SW: SEMCAD, V1.8 Build 160

Body, Ch. 0777, Ant. Intenna, Bat. Standard/Zoom Scan (5x5x7)/Cube 0: Measurement grid: dx=8mm, dy=8mm, dz=5mm
Reference Value = 22.6 V/m; Power Drift = 0.023 dB
Peak SAR (extrapolated) = 1.15 W/kg
SAR(1 g) = 0.841 mW/g
Maximum value of SAR (measured) = 0.900 mW/g

Body, Ch. 0777, Ant. Intenna, Bat. Standard/Area Scan (51x71x1): Measurement grid: dx=20mm, dy=20mm
Maximum value of SAR (interpolated) = 0.890 mW/g

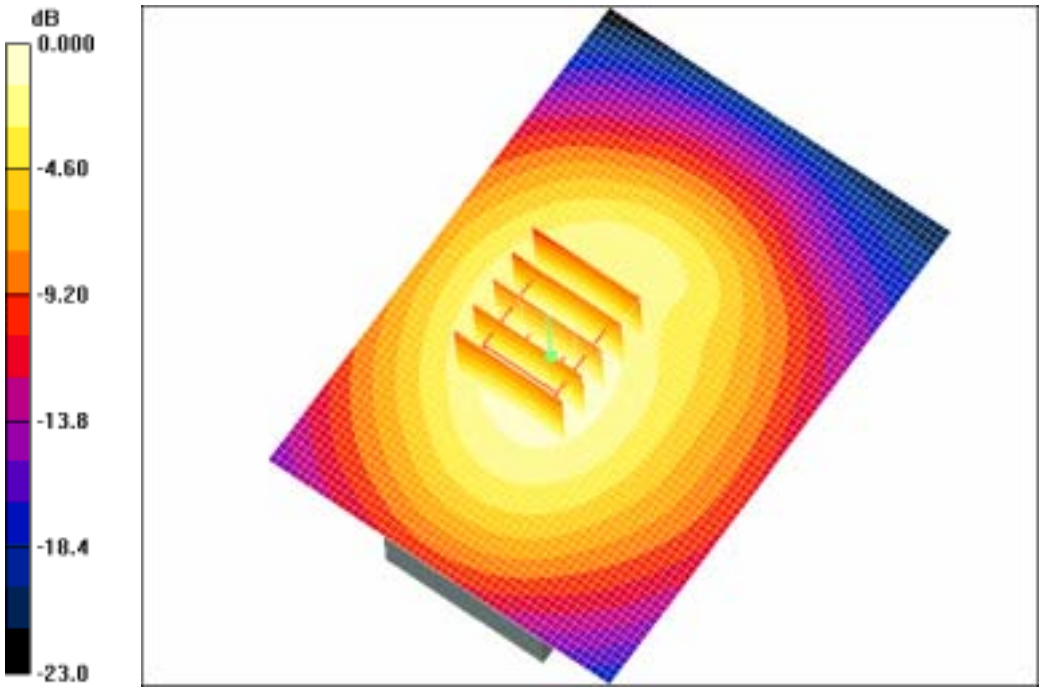

0 dB = 0.890mW/g

SAMSUNG FCC ID : A3LSCHA990 -- 835MHz CDMA Body SAR
DUT: SCH-A990(Body); Serial: FD-031-I
Program Name: SCH-A990 CDMA Body (Job No. : FD-031)
Procedure Name: Body, Ch. 0777, Ant. Intenna, Bat. Standard With BT ON
Procedure Notes: Meas. Ambient Temp(celsius)-22.0; Tissue Temp(celsius)-21.8;Test Date-23/Mar/2006[OET Bulletin 65-Supplement C, July 2001]
Communication System: CDMA; Frequency: 848.31 MHz;Duty Cycle: 1:1
Medium parameters used: f = 848.31 MHz; σ = 0.98 mho/m; ε_r = 53.8; ρ = 1000 kg/m^3
Phantom section: Flat Section
DASY4 Configuration:

- Probe: ES3DV2 - SN3017; ConvF(6.18, 6.18, 6.18); Calibrated: 2005-09-20
- Sensor-Surface: 4mm (Mechanical Surface Detection)
- Electronics: DAE3 Sn486; Calibrated: 2005-08-30
- Phantom: SAM PHANTOM #1; Type: SAM; Serial: TP-1247
- Measurement SW: DASY4, V4.6 Build 23; Postprocessing SW: SEMCAD, V1.8 Build 160

Body, Ch. 0777, Ant. Intenna, Bat. Standard With BT ON/Zoom Scan (5x5x7)/Cube 0:
Measurement grid: dx=8mm, dy=8mm, dz=5mm
Reference Value = 22.6 V/m; Power Drift = -0.010 dB
Peak SAR (extrapolated) = 1.06 W/kg
SAR(1 g) = 0.778 mW/g
Maximum value of SAR (measured) = 0.828 mW/g

Body, Ch. 0777, Ant. Intenna, Bat. Standard With BT ON/Area Scan (51x71x1):
Measurement grid: dx=20mm, dy=20mm
Maximum value of SAR (interpolated) = 0.836 mW/g

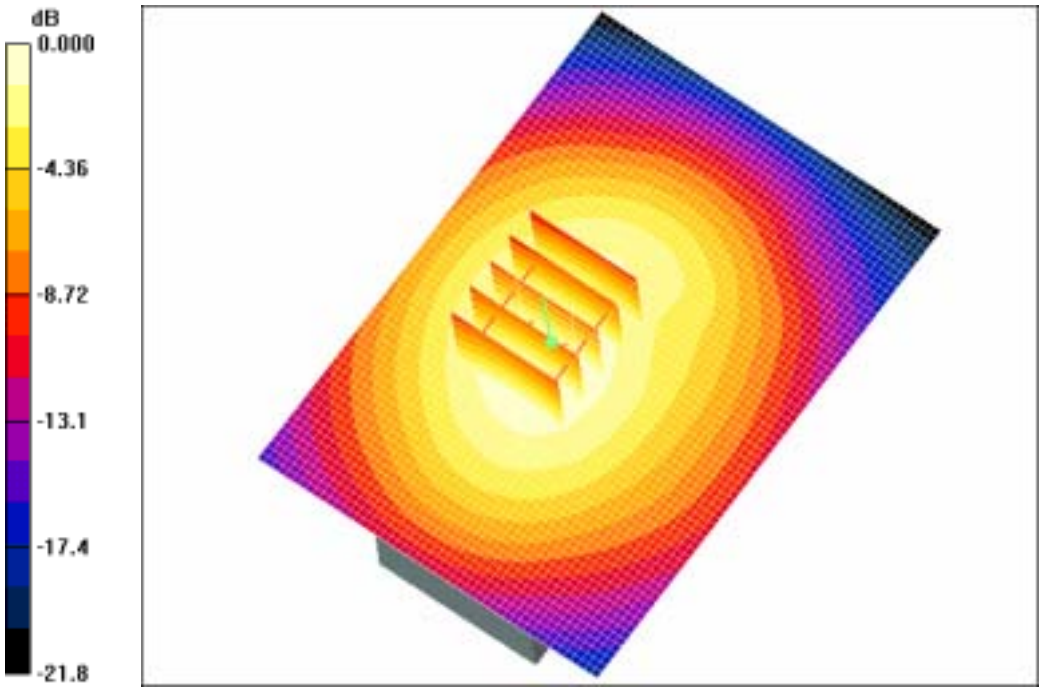

0 dB = 0.836mW/g

SAMSUNG FCC ID : A3LSCHA990 -- 835MHz CDMA Body SAR
DUT: SCH-A990(Body); Serial: FD-031-I
Program Name: SCH-A990 CDMA Body (Job No. : FD-031)
Procedure Name: Body, Ch. 0777, Ant. Intenna, Bat. Standard In EV-DO Mode
Procedure Notes: Meas. Ambient Temp(celsius)-22.0; Tissue Temp(celsius)-21.8;Test Date-23/Mar/2006[OET Bulletin 65-Supplement C, July 2001]
Communication System: CDMA; Frequency: 848.31 MHz;Duty Cycle: 1:1
Medium parameters used: f = 848.31 MHz; σ = 0.98 mho/m; ε_r = 53.8; ρ = 1000 kg/m^3
Phantom section: Flat Section
DASY4 Configuration:

- Probe: ES3DV2 - SN3017; ConvF(6.18, 6.18, 6.18); Calibrated: 2005-09-20
- Sensor-Surface: 4mm (Mechanical Surface Detection)
- Electronics: DAE3 Sn486; Calibrated: 2005-08-30
- Phantom: SAM PHANTOM #1; Type: SAM; Serial: TP-1247
- Measurement SW: DASY4, V4.6 Build 23; Postprocessing SW: SEMCAD, V1.8 Build 160

Body, Ch. 0777, Ant. Intenna, Bat. Standard With EV-DO/Area Scan (51x71x1):
Measurement grid: dx=20mm, dy=20mm
Maximum value of SAR (interpolated) = 0.557 mW/g

Body, Ch. 0777, Ant. Intenna, Bat. Standard With EV-DO/Zoom Scan (5x5x7)/Cube 0:
Measurement grid: dx=8mm, dy=8mm, dz=5mm
Reference Value = 20.6 V/m; Power Drift = -0.009 dB
Peak SAR (extrapolated) = 0.737 W/kg
SAR(1 g) = 0.528 mW/g
Maximum value of SAR (measured) = 0.549 mW/g



0 dB = 0.549mW/g

SAMSUNG FCC ID : A3LSCHA990 -- 1900MHz PCS Head SAR
DUT: SCH-A990; Serial: FD-031-I
Program Name: SCH-A990 PCS Right (Job No. : FD-031)
Procedure Name: Cheek/Touch, Ch.0025, Intenna, Bat. Standard
Procedure Notes: Meas. Ambient Temp(celsius)-21.8; Tissue Temp(celsius)-21.6;Test Date-24/Mar/2006[OET Bulletin 65-Supplement C, July 2001]
Communication System: PCS; Frequency: 1851.25 MHz;Duty Cycle: 1:1
Medium parameters used: f = 1851.25 MHz; σ = 1.41 mho/m; ε_r = 39.3; ρ = 1000 kg/m^3
Phantom section: Right Section
DASY4 Configuration:

- Probe: ES3DV2 - SN3017; ConvF(5.02, 5.02, 5.02); Calibrated: 2005-09-20
- Sensor-Surface: 4mm (Mechanical Surface Detection)
- Electronics: DAE3 Sn486; Calibrated: 2005-08-30
- Phantom: SAM PHANTOM #2; Type: SAM; Serial: TP-1248
- Measurement SW: DASY4, V4.6 Build 23; Postprocessing SW: SEMCAD, V1.8 Build 160

Cheek/Touch, Ch.0025, Intenna, Bat. Standard/Zoom Scan (5x5x7)/Cube 0:
Measurement grid: dx=8mm, dy=8mm, dz=5mm
Reference Value = 6.36 V/m; Power Drift = -0.079 dB
Peak SAR (extrapolated) = 1.42 W/kg
SAR(1 g) = 0.880 mW/g
Maximum value of SAR (measured) = 0.957 mW/g

Cheek/Touch, Ch.0025, Intenna, Bat. Standard/Area Scan (51x71x1): Measurement grid: dx=20mm, dy=20mm
Maximum value of SAR (interpolated) = 0.832 mW/g

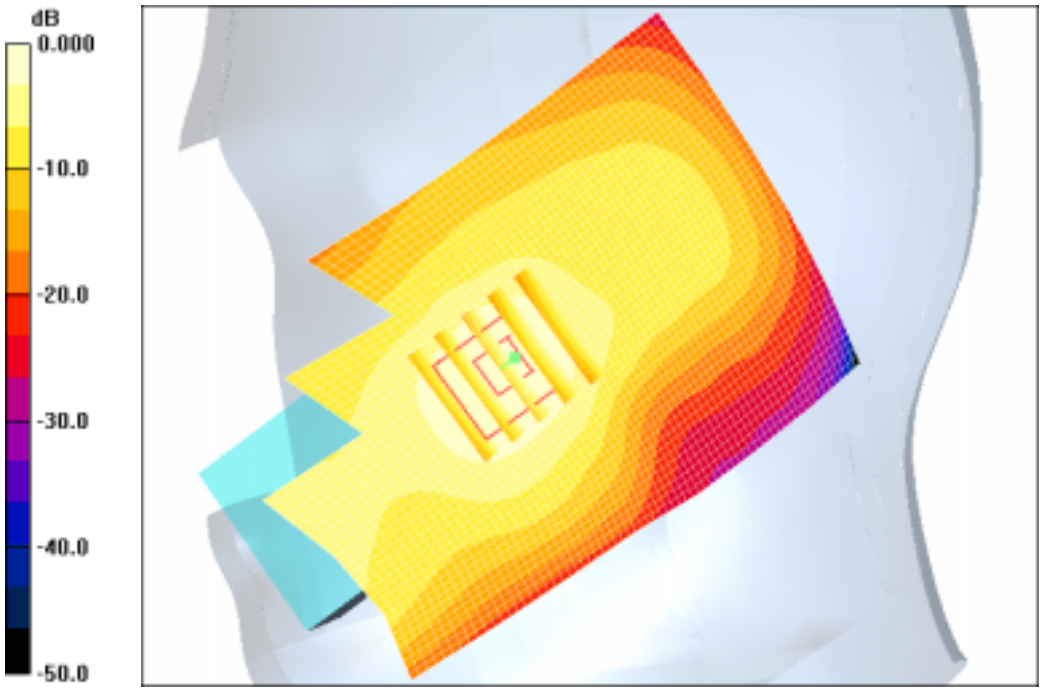

0 dB = 0.832mW/g

SAMSUNG FCC ID : A3LSCHA990 -- 1900MHz PCS Head SAR
DUT: SCH-A990; Serial: FD-031-I
Program Name: SCH-A990 PCS Right (Job No. : FD-031)
Procedure Name: Ear/Tilt, Ch.0600, Intenna, Bat. Extended
Procedure Notes: Meas. Ambient Temp(celsius)-21.8; Tissue Temp(celsius)-21.6;Test Date-24/Mar/2006[OET Bulletin 65-Supplement C, July 2001]
Communication System: PCS; Frequency: 1880 MHz;Duty Cycle: 1:1
Medium parameters used: f = 1880 MHz; σ = 1.41 mho/m; ε_r = 39.3; ρ = 1000 kg/m^3
Phantom section: Right Section
DASY4 Configuration:

- Probe: ES3DV2 - SN3017; ConvF(5.02, 5.02, 5.02); Calibrated: 2005-09-20
- Sensor-Surface: 4mm (Mechanical Surface Detection)
- Electronics: DAE3 Sn486; Calibrated: 2005-08-30
- Phantom: SAM PHANTOM #2; Type: SAM; Serial: TP-1248
- Measurement SW: DASY4, V4.6 Build 23; Postprocessing SW: SEMCAD, V1.8 Build 160

Ear/Tilt, Ch.0600, Intenna, Bat. Extended/Area Scan (51x71x1): Measurement grid: dx=20mm, dy=20mm
Maximum value of SAR (interpolated) = 0.405 mW/g

Ear/Tilt, Ch.0600, Intenna, Bat. Extended/Zoom Scan (5x5x7)/Cube 0: Measurement grid: dx=8mm, dy=8mm, dz=5mm
Reference Value = 11.9 V/m; Power Drift = -0.101 dB
Peak SAR (extrapolated) = 0.411 W/kg
SAR(1 g) = 0.289 mW/g
Maximum value of SAR (measured) = 0.311 mW/g

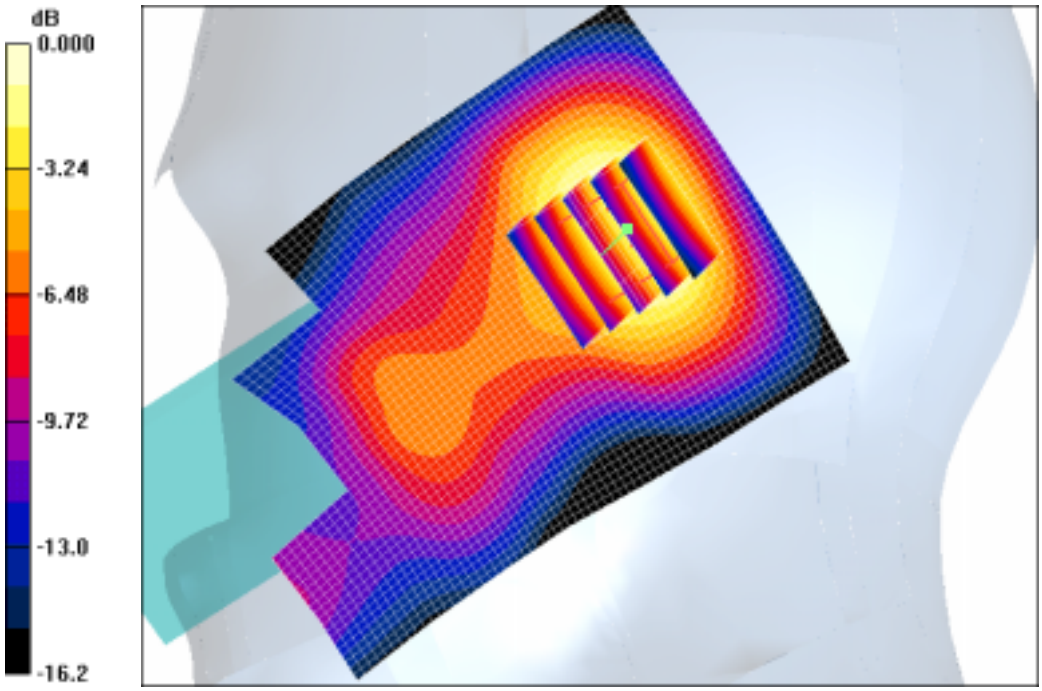

0 dB = 0.311mW/g

SAMSUNG FCC ID : A3LSCHA990 -- 1900MHz PCS Head SAR
DUT: SCH-A990; Serial: FD-031-I
Program Name: SCH-A990 PCS Left (Job No. : FD-031)
Procedure Name: Cheek/Touch, Ch.0025, Intenna, Bat. Standard
Procedure Notes: Meas. Ambient Temp(celsius)-21.8; Tissue Temp(celsius)-21.6;Test Date-24/Mar/2006[OET Bulletin 65-Supplement C, July 2001]
Communication System: PCS; Frequency: 1851.25 MHz;Duty Cycle: 1:1
Medium parameters used: f = 1851.25 MHz; σ = 1.41 mho/m; ε_r = 39.3; ρ = 1000 kg/m^3
Phantom section: Left Section
DASY4 Configuration:

- Probe: ES3DV2 - SN3017; ConvF(5.02, 5.02, 5.02); Calibrated: 2005-09-20
- Sensor-Surface: 4mm (Mechanical Surface Detection)
- Electronics: DAE3 Sn486; Calibrated: 2005-08-30
- Phantom: SAM PHANTOM #2; Type: SAM; Serial: TP-1248
- Measurement SW: DASY4, V4.6 Build 23; Postprocessing SW: SEMCAD, V1.8 Build 160

Cheek/Touch, Ch.0025, Intenna, Bat. Standard/Zoom Scan (5x5x7)/Cube 0:
Measurement grid: dx=8mm, dy=8mm, dz=5mm
Reference Value = 5.47 V/m; Power Drift = 0.069 dB
Peak SAR (extrapolated) = 1.75 W/kg
SAR(1 g) = 1.01 mW/g

Maximum value of SAR (measured) = 1.09 mW/g

Cheek/Touch, Ch.0025, Intenna, Bat. Standard/Area Scan (51x71x1): Measurement grid: dx=20mm, dy=20mm
Maximum value of SAR (interpolated) = 0.903 mW/g

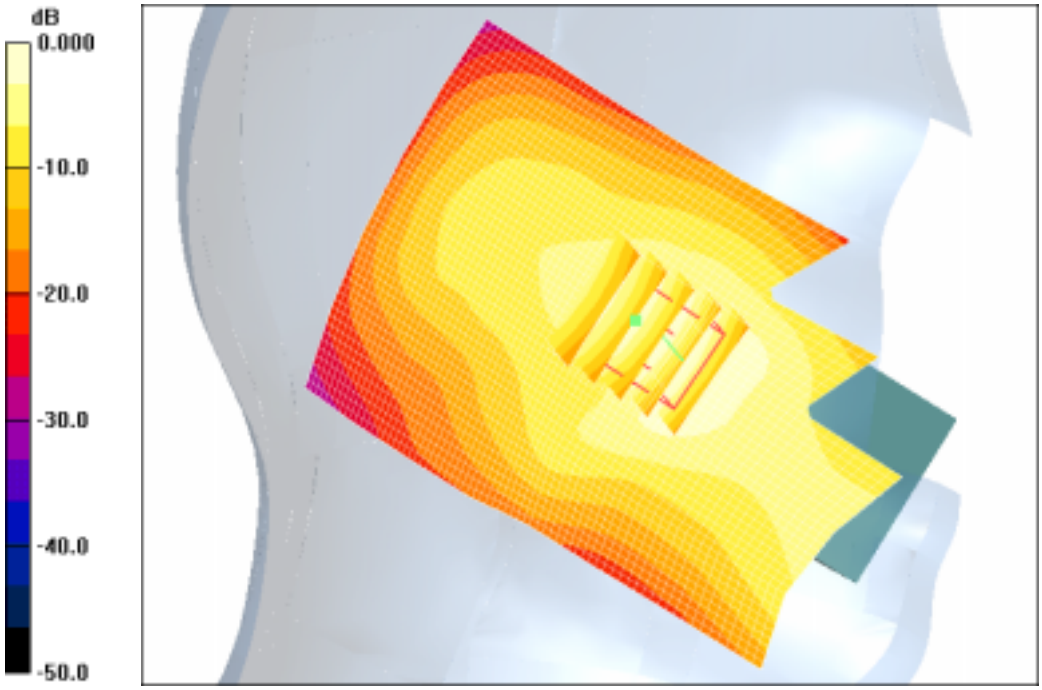

0 dB = 0.903mW/g

SAMSUNG FCC ID : A3LSCHA990 -- 1900MHz PCS Head SAR
DUT: SCH-A990; Serial: FD-031-I
Program Name: SCH-A990 PCS Left (Job No. : FD-031)
Procedure Name: Ear/Tilt, Ch.0600, Intenna, Bat. Standard
Procedure Notes: Meas. Ambient Temp(celsius)-21.8; Tissue Temp(celsius)-21.6;Test Date-24/Mar/2006[OET Bulletin 65-Supplement C, July 2001]
Communication System: PCS; Frequency: 1880 MHz;Duty Cycle: 1:1
Medium parameters used: f = 1880 MHz; σ = 1.41 mho/m; ε_r = 39.3; ρ = 1000 kg/m^3
Phantom section: Left Section
DASY4 Configuration:

- Probe: ES3DV2 - SN3017; ConvF(5.02, 5.02, 5.02); Calibrated: 2005-09-20
- Sensor-Surface: 4mm (Mechanical Surface Detection)
- Electronics: DAE3 Sn486; Calibrated: 2005-08-30
- Phantom: SAM PHANTOM #2; Type: SAM; Serial: TP-1248
- Measurement SW: DASY4, V4.6 Build 23; Postprocessing SW: SEMCAD, V1.8 Build 160

Ear/Tilt, Ch.0600, Intenna, Bat. Standard/Zoom Scan (5x5x7)/Cube 0: Measurement grid: dx=8mm, dy=8mm, dz=5mm
Reference Value = 10.1 V/m; Power Drift = -0.030 dB
Peak SAR (extrapolated) = 0.466 W/kg
SAR(1 g) = 0.320 mW/g
Maximum value of SAR (measured) = 0.344 mW/g

Ear/Tilt, Ch.0600, Intenna, Bat. Standard/Area Scan (51x71x1): Measurement grid: dx=20mm, dy=20mm
Maximum value of SAR (interpolated) = 0.410 mW/g

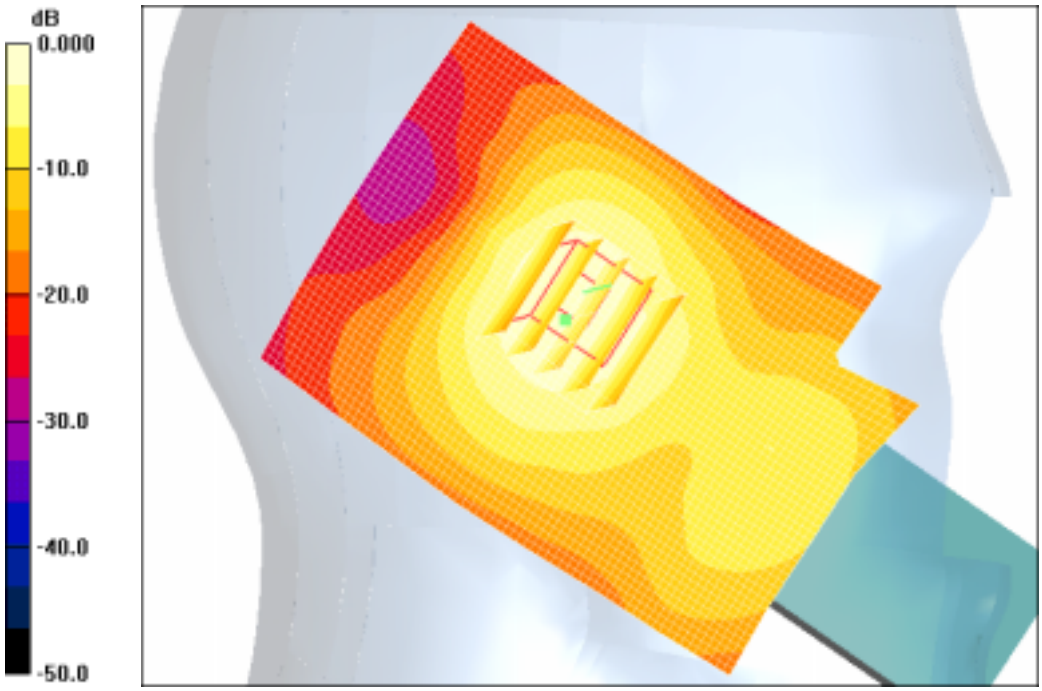

0 dB = 0.410mW/g

SAMSUNG FCC ID : A3LSCHA990 -- 1900MHz PCS Head SAR
DUT: SCH-A990; Serial: FD-031-I
Program Name: SCH-A990 PCS Left (Job No. : FD-031)
Procedure Name: Cheek/Touch, Ch.0025, Intenna, Bat. Standard With BT ON
Procedure Notes: Meas. Ambient Temp(celsius)-21.8; Tissue Temp(celsius)-21.6;Test Date-24/Mar/2006[OET Bulletin 65-Supplement C, July 2001]
Communication System: PCS; Frequency: 1851.25 MHz;Duty Cycle: 1:1
Medium parameters used: f = 1851.25 MHz; σ = 1.41 mho/m; ε_r = 39.3; ρ = 1000 kg/m^3
Phantom section: Left Section
DASY4 Configuration:

- Probe: ES3DV2 - SN3017; ConvF(5.02, 5.02, 5.02); Calibrated: 2005-09-20
- Sensor-Surface: 4mm (Mechanical Surface Detection)
- Electronics: DAE3 Sn486; Calibrated: 2005-08-30
- Phantom: SAM PHANTOM #2; Type: SAM; Serial: TP-1248
- Measurement SW: DASY4, V4.6 Build 23; Postprocessing SW: SEMCAD, V1.8 Build 160

Cheek/Touch, Ch.0025, Intenna, Bat. Standard With BT ON/Area Scan (51x71x1):
Measurement grid: dx=20mm, dy=20mm
Maximum value of SAR (interpolated) = 0.853 mW/g

Cheek/Touch, Ch.0025, Intenna, Bat. Standard With BT ON/Zoom Scan (5x5x7)/Cube 0:
Measurement grid: dx=8mm, dy=8mm, dz=5mm
Reference Value = 5.70 V/m; Power Drift = -0.058 dB
Peak SAR (extrapolated) = 1.56 W/kg
SAR(1 g) = 0.940 mW/g

Maximum value of SAR (measured) = 1.02 mW/g

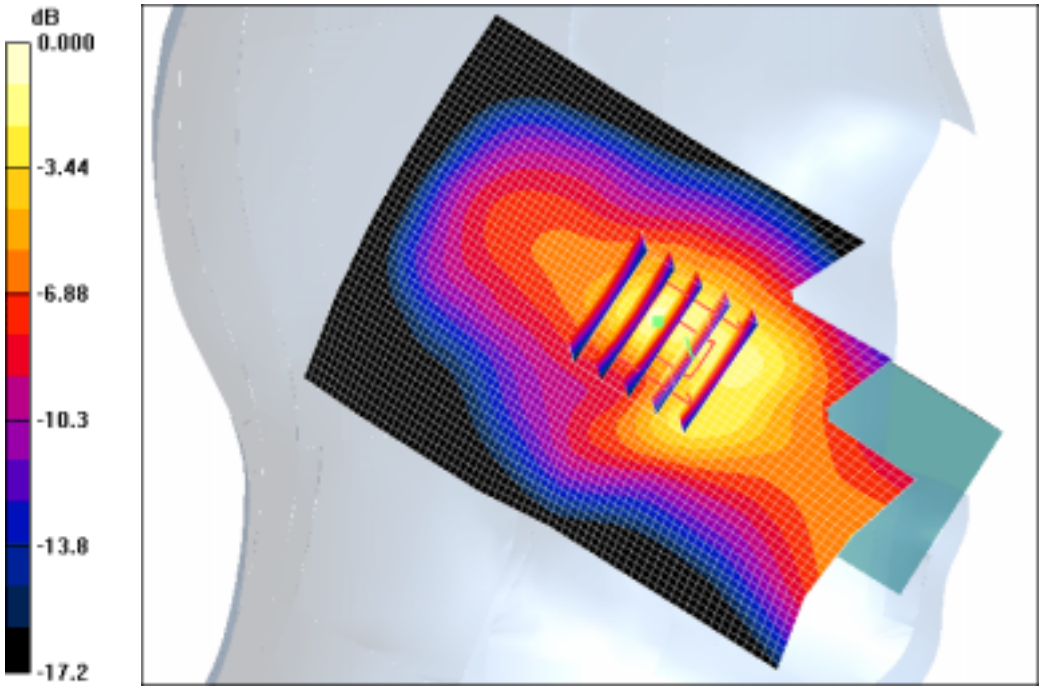

0 dB = 1.02mW/g

SAMSUNG FCC ID : A3LSCHA990 -- 1900MHz PCS Body SAR
DUT: SCH-A990(Body); Serial: FD-031-I
Program Name: SCH-A990 PCS Body (Job No. : FD-031)
Procedure Name: Body, Ch. 1175, Ant. Intenna, Bat. Standard
Procedure Notes: Meas. Ambient Temp(celsius)-21.9; Tissue Temp(celsius)-21.8;Test Date-24/Mar/2006OET Bulletin 65-Supplement C, July 2001]
Communication System: PCS; Frequency: 1908.75 MHz;Duty Cycle: 1:1
Medium parameters used: f = 1908.75 MHz; σ = 1.52 mho/m; ε_r = 51.8; ρ = 1000 kg/m^3
Phantom section: Flat Section
DASY4 Configuration:

- Probe: ES3DV2 - SN3017; ConvF(4.47, 4.47, 4.47); Calibrated: 2005-09-20
- Sensor-Surface: 4mm (Mechanical Surface Detection)
- Electronics: DAE3 Sn486; Calibrated: 2005-08-30
- Phantom: SAM PHANTOM #1; Type: SAM; Serial: TP-1247
- Measurement SW: DASY4, V4.6 Build 23; Postprocessing SW: SEMCAD, V1.8 Build 160

Body, Ch. 1175, Ant. Intenna, Bat. Standard/Zoom Scan (5x5x7)/Cube 0: Measurement grid: dx=8mm, dy=8mm, dz=5mm
Reference Value = 17.0 V/m; Power Drift = -0.069 dB
Peak SAR (extrapolated) = 0.653 W/kg
SAR(1 g) = 0.422 mW/g
Maximum value of SAR (measured) = 0.462 mW/g

Body, Ch. 1175, Ant. Intenna, Bat. Standard/Area Scan (51x71x1): Measurement grid: dx=20mm, dy=20mm
Maximum value of SAR (interpolated) = 0.487 mW/g



0 dB = 0.487mW/g

SAMSUNG FCC ID : A3LSCHA990 -- 1900MHz PCS Body SAR
DUT: SCH-A990(Body); Serial: FD-031-I
Program Name: SCH-A990 PCS Body (Job No. : FD-031)
Procedure Name: Body, Ch. 1175, Ant. Intenna, Bat. Standard With BT ON
Procedure Notes: Meas. Ambient Temp(celsius)-21.9; Tissue Temp(celsius)-21.8;Test Date-24/Mar/2006OET Bulletin 65-Supplement C, July 2001]
Communication System: PCS; Frequency: 1908.75 MHz;Duty Cycle: 1:1
Medium parameters used: f = 1908.75 MHz; σ = 1.52 mho/m; ε_r = 51.8; ρ = 1000 kg/m^3
Phantom section: Flat Section
DASY4 Configuration:

- Probe: ES3DV2 - SN3017; ConvF(4.47, 4.47, 4.47); Calibrated: 2005-09-20
- Sensor-Surface: 4mm (Mechanical Surface Detection)
- Electronics: DAE3 Sn486; Calibrated: 2005-08-30
- Phantom: SAM PHANTOM #1; Type: SAM; Serial: TP-1247
- Measurement SW: DASY4, V4.6 Build 23; Postprocessing SW: SEMCAD, V1.8 Build 160

Body, Ch. 1175, Ant. Intenna, Bat. Standard With BT ON/Zoom Scan (5x5x7)/Cube 0:
Measurement grid: dx=8mm, dy=8mm, dz=5mm
Reference Value = 16.7 V/m; Power Drift = -0.077 dB
Peak SAR (extrapolated) = 0.596 W/kg
SAR(1 g) = 0.386 mW/g
Maximum value of SAR (measured) = 0.425 mW/g

Body, Ch. 1175, Ant. Intenna, Bat. Standard With BT ON/Area Scan (51x71x1):
Measurement grid: dx=20mm, dy=20mm
Maximum value of SAR (interpolated) = 0.444 mW/g

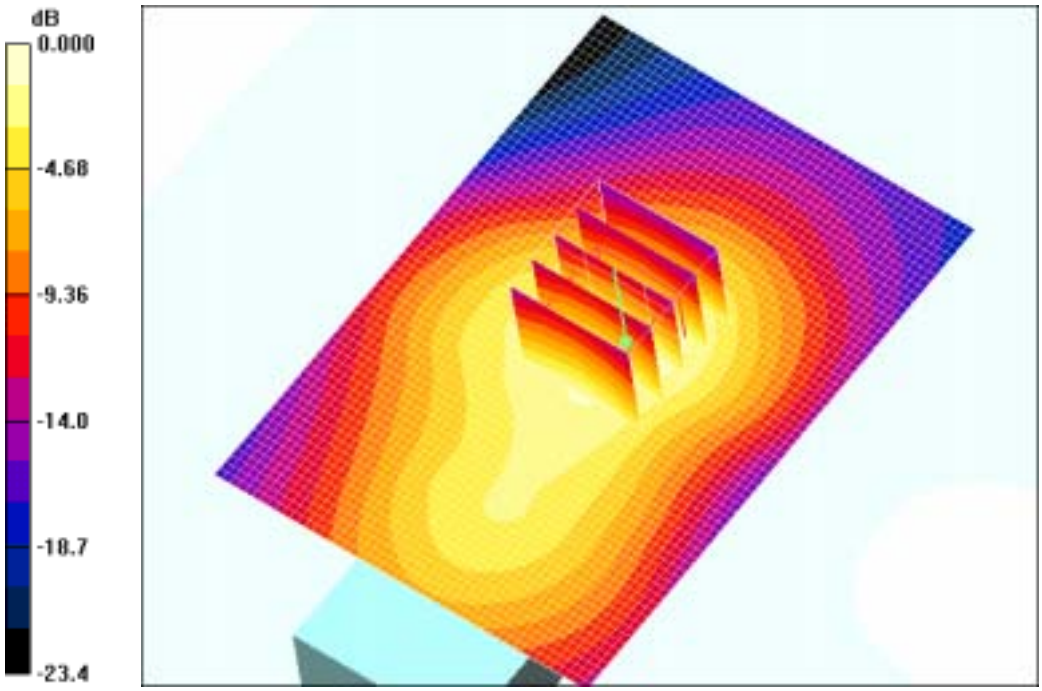

0 dB = 0.444mW/g

SAMSUNG FCC ID : A3LSCHA990 -- 1900MHz PCS Body SAR
DUT: SCH-A990(Body); Serial: FD-031-I
Program Name: SCH-A990 PCS Body (Job No. : FD-031)
Procedure Name: Body, Ch. 1175, Ant. Intenna, Bat. Standard with EV-DO
Procedure Notes: Meas. Ambient Temp(celsius)-21.9; Tissue Temp(celsius)-21.8;Test Date-24/Mar/2006OET Bulletin 65-Supplement C, July 2001]
Communication System: PCS; Frequency: 1908.75 MHz;Duty Cycle: 1:1
Medium parameters used: f = 1908.75 MHz; σ = 1.52 mho/m; ε_r = 51.8; ρ = 1000 kg/m^3
Phantom section: Flat Section
DASY4 Configuration:

- Probe: ES3DV2 - SN3017; ConvF(4.47, 4.47, 4.47); Calibrated: 2005-09-20
- Sensor-Surface: 4mm (Mechanical Surface Detection)
- Electronics: DAE3 Sn486; Calibrated: 2005-08-30
- Phantom: SAM PHANTOM #1; Type: SAM; Serial: TP-1247
- Measurement SW: DASY4, V4.6 Build 23; Postprocessing SW: SEMCAD, V1.8 Build 160

Body, Ch. 1175, Ant. Intenna, Bat. Standard with EV-DO/Zoom Scan (5x5x7)/Cube 0:
Measurement grid: dx=8mm, dy=8mm, dz=5mm
Reference Value = 16.6 V/m; Power Drift = 0.054 dB
Peak SAR (extrapolated) = 0.618 W/kg
SAR(1 g) = 0.391 mW/g
Maximum value of SAR (measured) = 0.430 mW/g

Body, Ch. 1175, Ant. Intenna, Bat. Standard with EV-DO/Area Scan (51x71x1):
Measurement grid: dx=20mm, dy=20mm
Maximum value of SAR (interpolated) = 0.440 mW/g

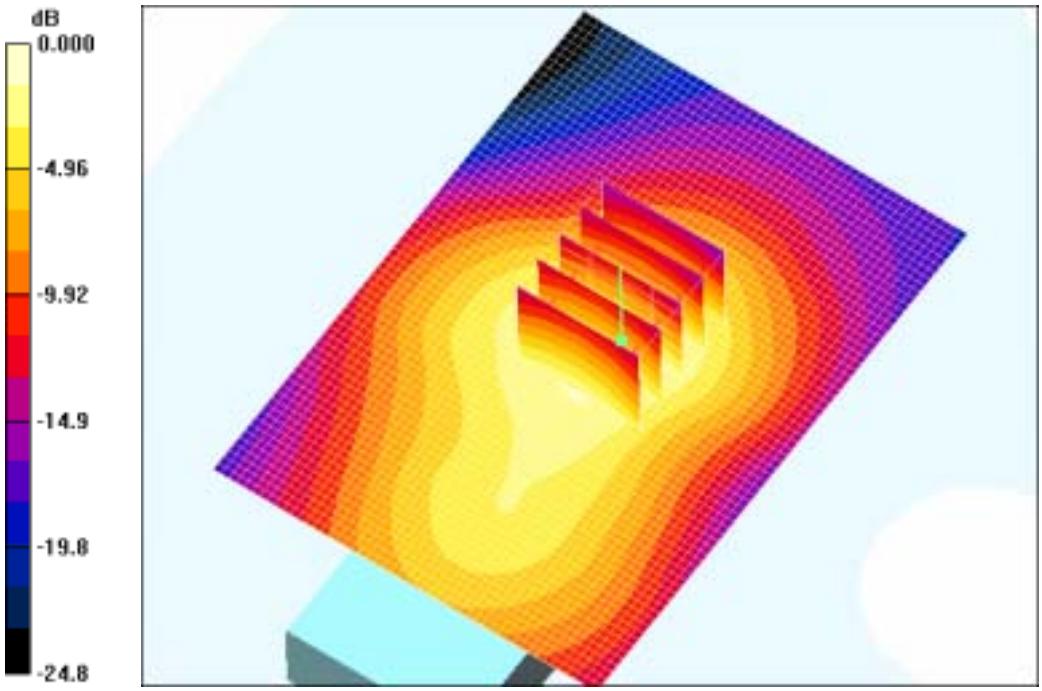

0 dB = 0.440mW/g

SAMSUNG FCC ID : A3LSCHA990 -- 835MHz CDMA Head SAR
DUT: SCH-A990; Serial: FD-031-I
Program Name: SCH-A990 CDMA Left (Job No. : FD-031)
Procedure Name: Cheek/Touch, Ch.0777, Intenna, Bat. Standard
Procedure Notes: Meas. Ambient Temp(celsius)-22.0; Tissue Temp(celsius)-21.6;Test Date-23/Mar/2006[OET Bulletin 65-Supplement C, July 2001]
Communication System: CDMA; Frequency: 848.31 MHz;Duty Cycle: 1:1
Medium parameters used: f = 848.31 MHz; σ = 0.9 mho/m; ε_r = 40.4; ρ = 1000 kg/m^3
Phantom section: Left Section
DASY4 Configuration:

- Probe: ES3DV2 - SN3017; ConvF(6.14, 6.14, 6.14); Calibrated: 2005-09-20
- Sensor-Surface: 4mm (Mechanical Surface Detection)
- Electronics: DAE3 Sn486; Calibrated: 2005-08-30
- Phantom: SAM PHANTOM #2; Type: SAM; Serial: TP-1248
- Measurement SW: DASY4, V4.6 Build 23; Postprocessing SW: SEMCAD, V1.8 Build 160

Cheek/Touch, Ch.0777, Intenna, Bat. Standard/Zoom Scan (5x5x7)/Cube 0:
Measurement grid: dx=8mm, dy=8mm, dz=5mm
Reference Value = 8.93 V/m; Power Drift = -0.197 dB
Peak SAR (extrapolated) = 1.58 W/kg
SAR(1 g) = 1.09 mW/g
Maximum value of SAR (measured) = 1.15 mW/g

Cheek/Touch, Ch.0777, Intenna, Bat. Standard/Area Scan (51x71x1): Measurement grid: dx=20mm, dy=20mm
Maximum value of SAR (interpolated) = 1.12 mW/g

SAMSUNG FCC ID : A3LSCHA990 -- 835MHz CDMA Body SAR
DUT: SCH-A990(Body); Serial: FD-031-I
Program Name: SCH-A990 CDMA Body (Job No. : FD-031)
Procedure Name: Body, Ch. 0777, Ant. Intenna, Bat. Standard
Procedure Notes: Meas. Ambient Temp(celsius)-22.0; Tissue Temp(celsius)-21.8;Test Date-23/Mar/2006[OET Bulletin 65-Supplement C, July 2001]
Communication System: CDMA; Frequency: 848.31 MHz;Duty Cycle: 1:1
Medium parameters used: f = 848.31 MHz; σ = 0.98 mho/m; ε_r = 53.8; ρ = 1000 kg/m^3
Phantom section: Flat Section
DASY4 Configuration:

- Probe: ES3DV2 - SN3017; ConvF(6.18, 6.18, 6.18); Calibrated: 2005-09-20
- Sensor-Surface: 4mm (Mechanical Surface Detection)
- Electronics: DAE3 Sn486; Calibrated: 2005-08-30
- Phantom: SAM PHANTOM #1; Type: SAM; Serial: TP-1247
- Measurement SW: DASY4, V4.6 Build 23; Postprocessing SW: SEMCAD, V1.8 Build 160

Body, Ch. 0777, Ant. Intenna, Bat. Standard/Zoom Scan (5x5x7)/Cube 0: Measurement grid: dx=8mm, dy=8mm, dz=5mm
Reference Value = 22.6 V/m; Power Drift = 0.023 dB
Peak SAR (extrapolated) = 1.15 W/kg
SAR(1 g) = 0.841 mW/g
Maximum value of SAR (measured) = 0.900 mW/g

Body, Ch. 0777, Ant. Intenna, Bat. Standard/Area Scan (51x71x1): Measurement grid: dx=20mm, dy=20mm
Maximum value of SAR (interpolated) = 0.890 mW/g

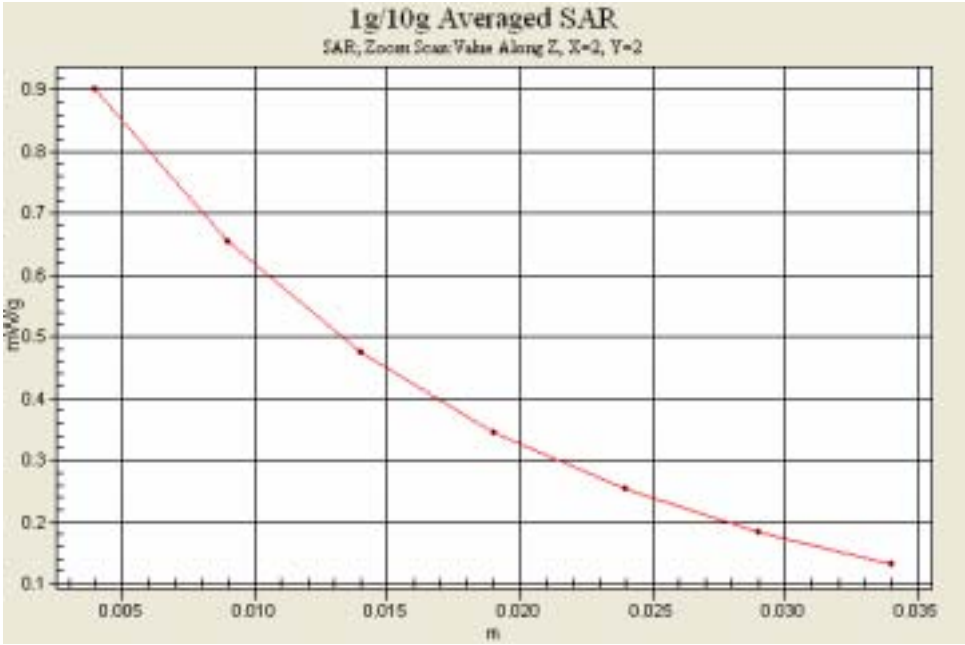

SAMSUNG FCC ID : A3LSCHA990 -- 1900MHz PCS Head SAR
DUT: SCH-A990; Serial: FD-031-I
Program Name: SCH-A990 PCS Left (Job No. : FD-031)
Procedure Name: Cheek/Touch, Ch.0025, Intenna, Bat. Standard
Procedure Notes: Meas. Ambient Temp(celsius)-21.8; Tissue Temp(celsius)-21.6;Test Date-24/Mar/2006[OET Bulletin 65-Supplement C, July 2001]
Communication System: PCS; Frequency: 1851.25 MHz;Duty Cycle: 1:1
Medium parameters used: f = 1851.25 MHz; σ = 1.41 mho/m; ε_r = 39.3; ρ = 1000 kg/m^3
Phantom section: Left Section
DASY4 Configuration:

- Probe: ES3DV2 - SN3017; ConvF(5.02, 5.02, 5.02); Calibrated: 2005-09-20
- Sensor-Surface: 4mm (Mechanical Surface Detection)
- Electronics: DAE3 Sn486; Calibrated: 2005-08-30
- Phantom: SAM PHANTOM #2; Type: SAM; Serial: TP-1248
- Measurement SW: DASY4, V4.6 Build 23; Postprocessing SW: SEMCAD, V1.8 Build 160

Cheek/Touch, Ch.0025, Intenna, Bat. Standard/Zoom Scan (5x5x7)/Cube 0:
Measurement grid: dx=8mm, dy=8mm, dz=5mm
Reference Value = 5.47 V/m; Power Drift = 0.069 dB
Peak SAR (extrapolated) = 1.75 W/kg
SAR(1 g) = 1.01 mW/g

Maximum value of SAR (measured) = 1.09 mW/g

Cheek/Touch, Ch.0025, Intenna, Bat. Standard/Area Scan (51x71x1): Measurement grid: dx=20mm, dy=20mm
Maximum value of SAR (interpolated) = 0.903 mW/g

SAMSUNG FCC ID : A3LSCHA990 -- 1900MHz PCS Body SAR
DUT: SCH-A990(Body); Serial: FD-031-I
Program Name: SCH-A990 PCS Body (Job No. : FD-031)
Procedure Name: Body, Ch. 1175, Ant. Intenna, Bat. Standard
Procedure Notes: Meas. Ambient Temp(celsius)-21.9; Tissue Temp(celsius)-21.8;Test Date-24/Mar/2006OET Bulletin 65-Supplement C, July 2001]
Communication System: PCS; Frequency: 1908.75 MHz;Duty Cycle: 1:1
Medium parameters used: f = 1908.75 MHz; σ = 1.52 mho/m; ε_r = 51.8; ρ = 1000 kg/m^3
Phantom section: Flat Section
DASY4 Configuration:

- Probe: ES3DV2 - SN3017; ConvF(4.47, 4.47, 4.47); Calibrated: 2005-09-20
- Sensor-Surface: 4mm (Mechanical Surface Detection)
- Electronics: DAE3 Sn486; Calibrated: 2005-08-30
- Phantom: SAM PHANTOM #1; Type: SAM; Serial: TP-1247
- Measurement SW: DASY4, V4.6 Build 23; Postprocessing SW: SEMCAD, V1.8 Build 160

Body, Ch. 1175, Ant. Intenna, Bat. Standard/Zoom Scan (5x5x7)/Cube 0: Measurement grid: dx=8mm, dy=8mm, dz=5mm
Reference Value = 17.0 V/m; Power Drift = -0.069 dB
Peak SAR (extrapolated) = 0.653 W/kg
SAR(1 g) = 0.422 mW/g
Maximum value of SAR (measured) = 0.462 mW/g

Body, Ch. 1175, Ant. Intenna, Bat. Standard/Area Scan (51x71x1): Measurement grid: dx=20mm, dy=20mm
Maximum value of SAR (interpolated) = 0.487 mW/g