Peak SAR Location

800 MHz Head SAR



File : c:/idx3/SYSTEM/SARMEAS3/data/Normal/01062012_ZOOM.VLT
Start : 20-Jun-101 03:38:02 pm End : 20-Jun-101 03:47:20 pm

Radio Type : SAMSUNG
Model Number : SPH-I300
Serial Number : 1
Frequency : 824.04 MHz
Peak Trans. Pwr : 0.450 W
Start Trans. Pwr: 0.450 W
Antenna Type : Helical
Antenna Posn. : In
Phantom Type : Head
Phantom Posn. : Left Ear
Scan Type : ZOOM/SAR
Probe Name : PCTEST
Field Type : E Field
Orientation : 0 Degrees

Mixture Type = Brain
Mixture Dielectric Constant = 41.500
Mixture Conductivity = 0.900

Comment :
SAMSUNG DUAL-BAND PHONE
CH 991 Conducted 26.5 dBm
SAMSUNG DUAL-BAND PHONE - HEAD SAR

Robot : PCTEST

Probe Offset = 0.25 cm
Sensor Factor = 0.0108
Conversion Factor = 0.788

PCTEST Amplifier Channel Settings : 0.166 0.135 0.132

Max Location : X = 0.000, Y = -2.000, Z = 0.000 (cm) Value = 20.996

Measured Values (volts) =

2.062E-002	1.644E-002	1.328E-002	1.101E-002	9.088E-003	7.057E-003
5.845E-003	4.678E-003	3.901E-003	3.453E-003	3.200E-003	3.066E-003
2.999E-003	2.873E-003	2.583E-003	2.129E-003	1.647E-003	1.160E-003
6.708E-004	4.305E-004	3.442E-004			

Calc. Voltage @ Surface (Vs) = 0.0257

Voltage @ 1.00 cm (Vt) = 0.0110

Ave. Voltage (Vs+Vt)/2 = 0.0184

Ave. SAR over 1 g (mW/g) = 1.3393

SAR Scan
File : 01062012_ZOOM
Start : 20-Jun-101 03:38:02 pm End : 20-Jun-101 03:47:20 pm
SAMSUNG/SPH-I300/1;824.04MHz;W;Helical/In;
Head/Left Ear;ZOOM/SAR;PCTEST/E Field/0 DegreesBrain/41.500/0.900

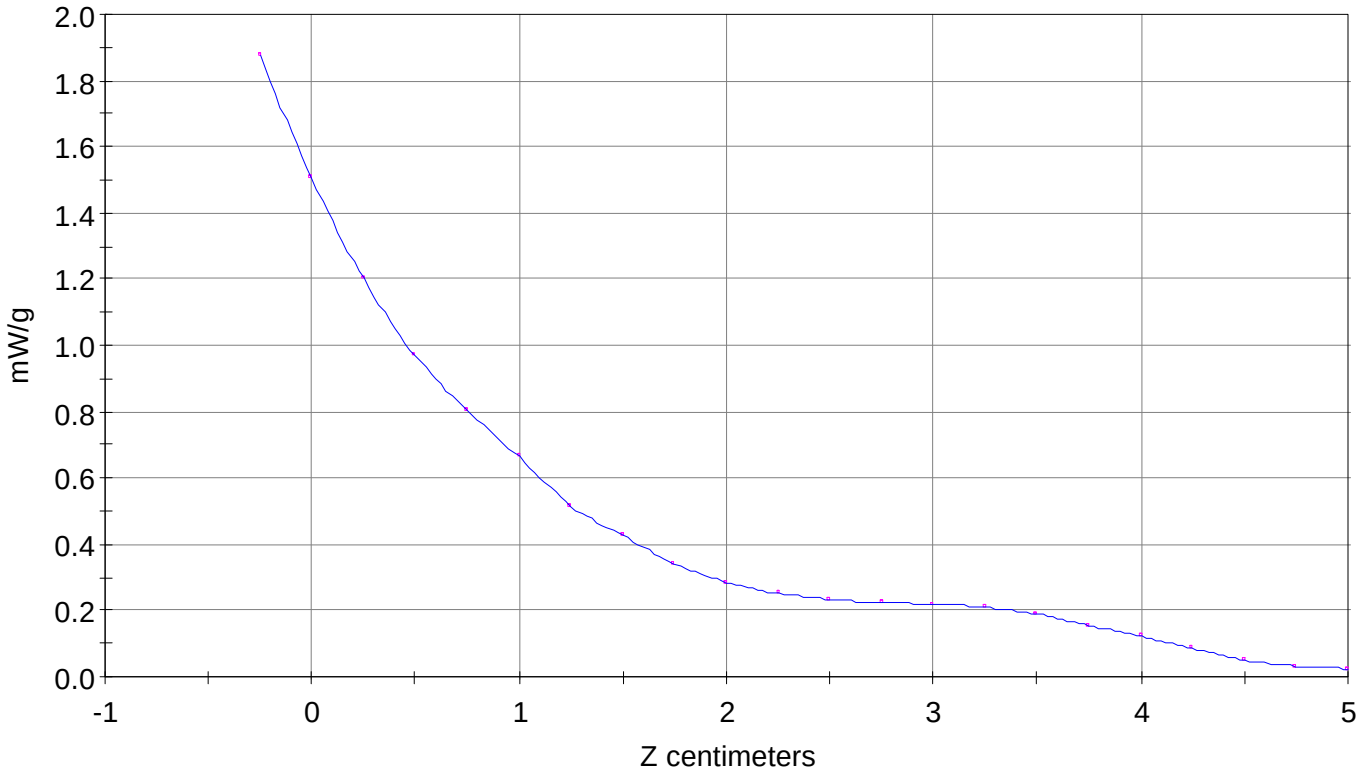

File : 01062012_ZOOM
Start : 20-Jun-101 03:38:02 pm End : 20-Jun-101 03:47:20 pm
SAMSUNG/SPH-I300/1;824.04MHz;W;Helical/In;
Head/Left Ear;ZOOM/SAR;PCTEST/E Field/0 DegreesBrain/41.500/0.900

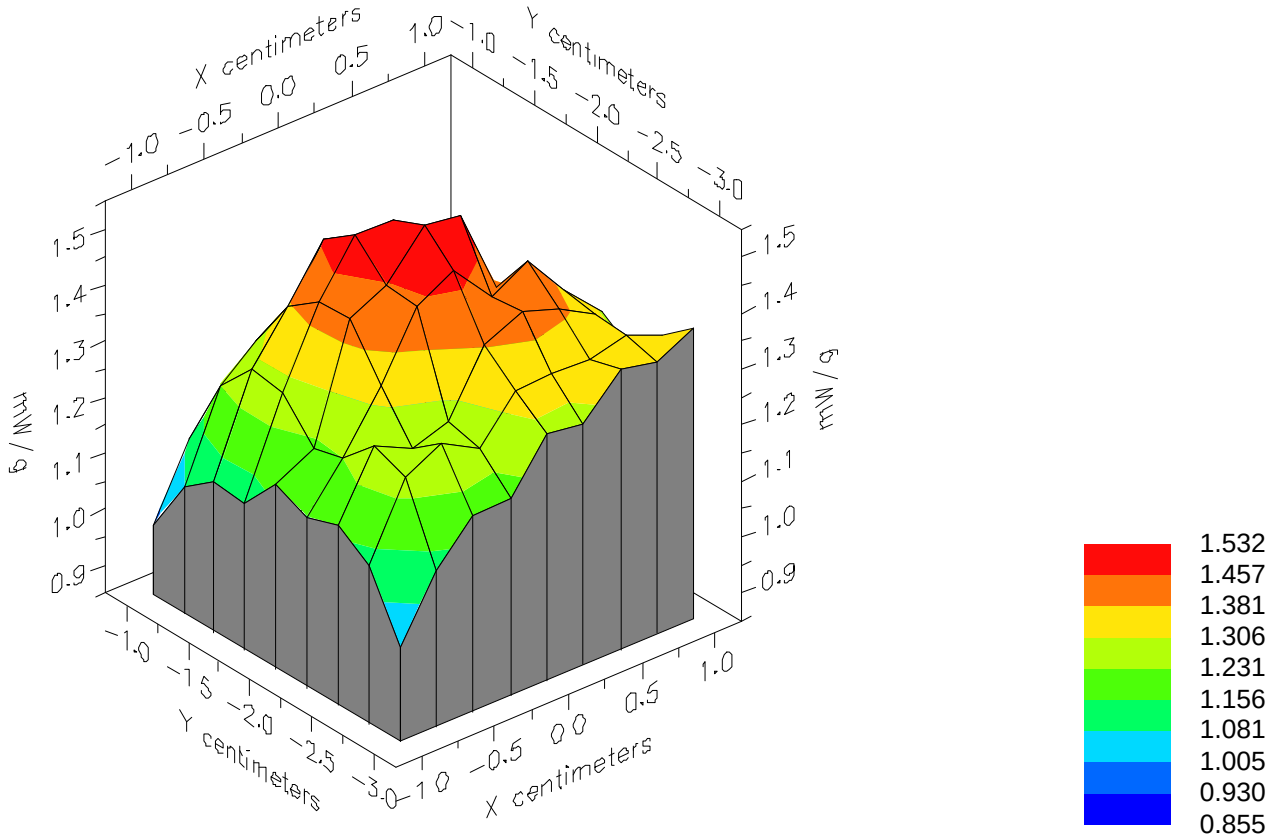

File : 01062012_ZOOM
Start : 20-Jun-101 03:38:02 pm End : 20-Jun-101 03:47:20 pm
SAMSUNG/SPH-I300/1;824.04MHz;W;Helical/In;
Head/Left Ear;ZOOM/SAR;PCTEST/E Field/0 DegreesBrain/41.500/0.900

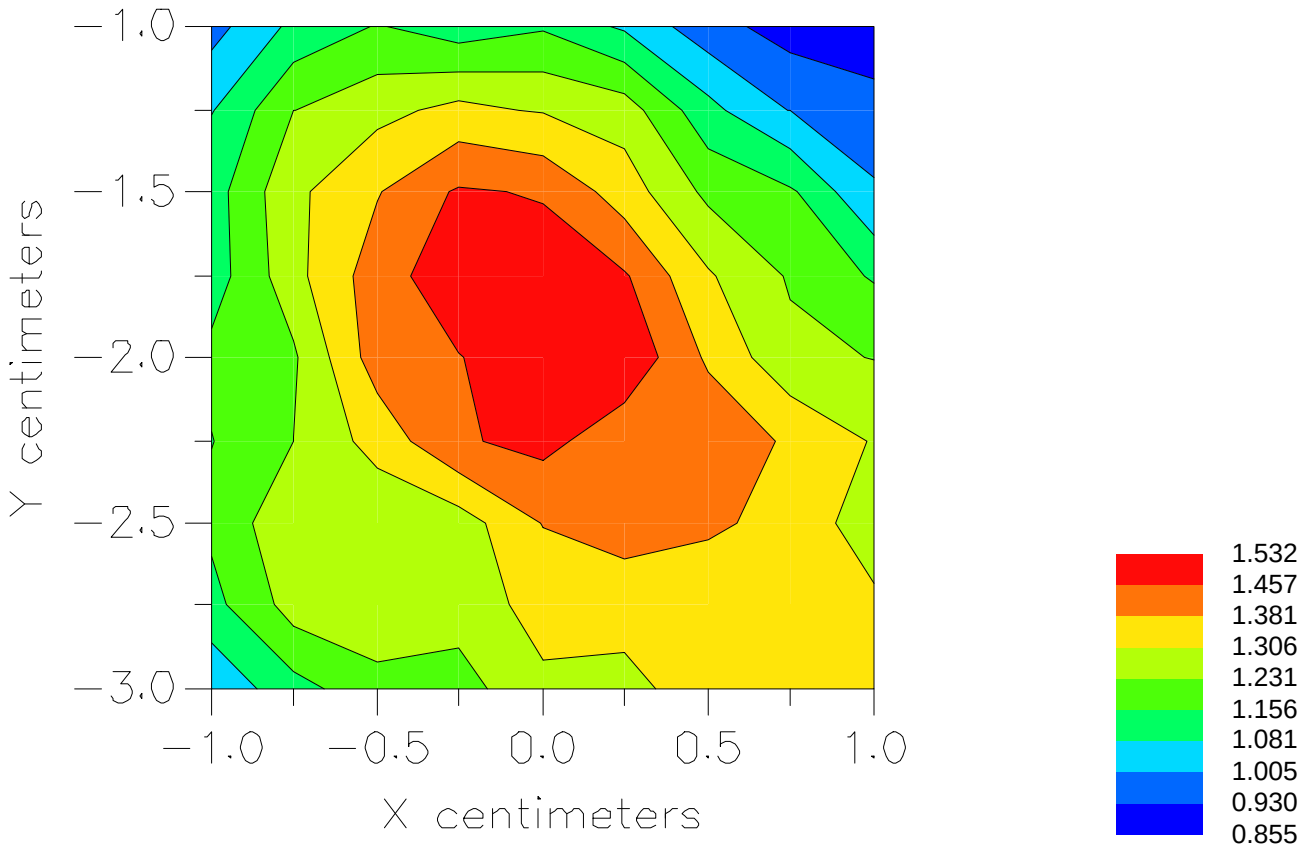

File : c:/idx3/SYSTEM/SARMEAS3/data/Normal/01062017_ZOOM.VLT
Start : 20-Jun-101 04:38:38 pm End : 20-Jun-101 04:47:58 pm

Radio Type : SAMSUNG
Model Number : SPH-I300
Serial Number : 1
Frequency : 824.04 MHz
Peak Trans. Pwr : 0.450 W
Start Trans. Pwr: 0.450 W
Antenna Type : Helical
Antenna Posn. : Out
Phantom Type : Head
Phantom Posn. : Left Ear
Scan Type : ZOOM/SAR
Probe Name : PCTEST
Field Type : E Field
Orientation : 0 Degrees

Mixture Type = Brain
Mixture Dielectric Constant = 41.500
Mixture Conductivity = 0.900

Comment :
SAMSUNG DUAL-BAND PHONE
CH 991 Conducted 26.5 dBm
SAMSUNG DUAL-BAND PHONE - HEAD SAR

Robot : PCTEST

Probe Offset = 0.25 cm
Sensor Factor = 0.0108
Conversion Factor = 0.788

PCTEST Amplifier Channel Settings : 0.166 0.135 0.132

Max Location : X = -0.250, Y = -1.500, Z = 0.000 (cm) Value = 18.382

Measured Values (volts) =

1.803E-002	1.440E-002	1.167E-002	9.882E-003	8.061E-003	6.648E-003
5.415E-003	4.544E-003	3.824E-003	3.388E-003	3.364E-003	3.402E-003
3.338E-003	3.291E-003	2.951E-003	2.800E-003	2.200E-003	1.709E-003
1.308E-003	1.263E-003	9.446E-004			

Calc. Voltage @ Surface (Vs) = 0.0224

Voltage @ 1.00 cm (Vt) = 0.0099

Ave. Voltage (Vs+Vt)/2 = 0.0161

Ave. SAR over 1 g (mW/g) = 1.1781

SAR Scan
File : 01062017_ZOOM
Start : 20-Jun-101 04:38:38 pm End : 20-Jun-101 04:47:58 pm
SAMSUNG/SPH-I300/1;824.04MHz;W;Helical/Out;
Head/Left Ear;ZOOM/SAR;PCTEST/E Field/0 DegreesBrain/41.500/0.900

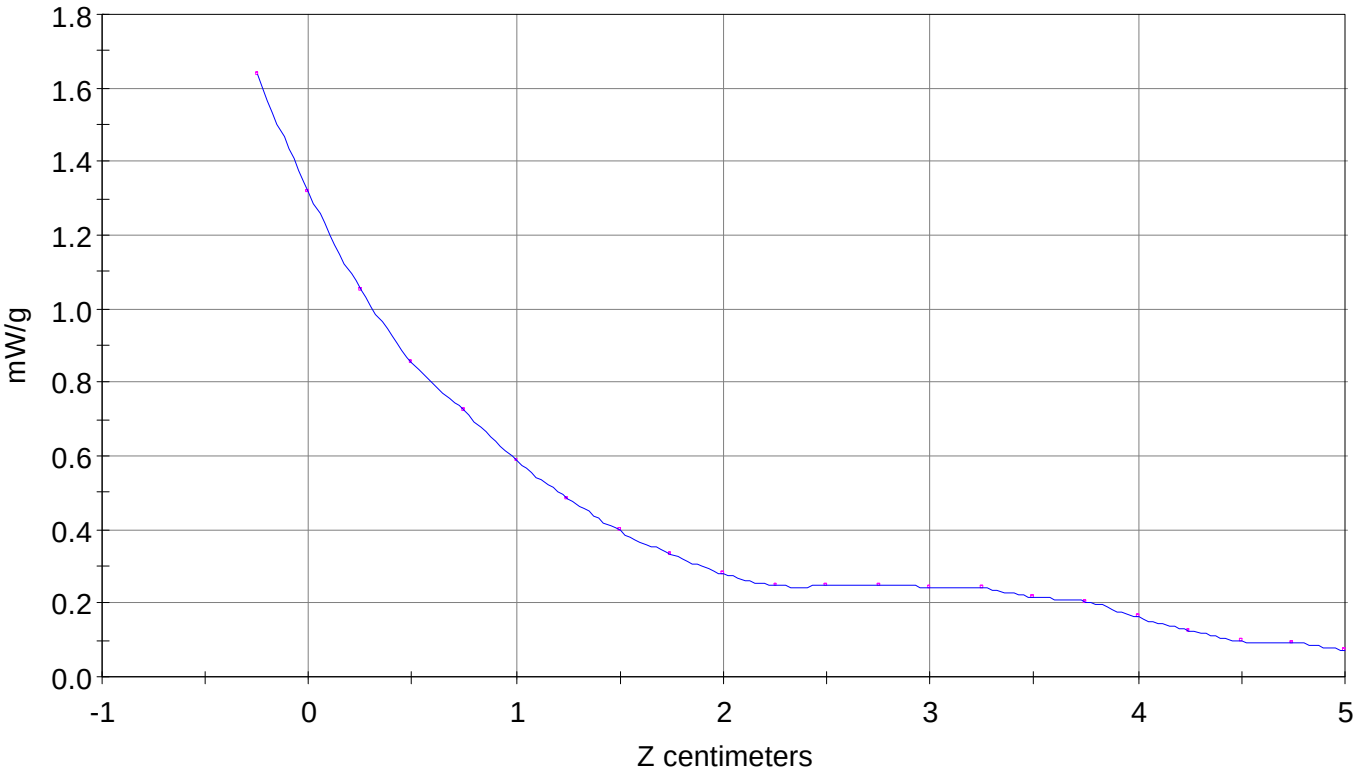

File : 01062017_ZOOM
Start : 20-Jun-101 04:38:38 pm End : 20-Jun-101 04:47:58 pm
SAMSUNG/SPH-I300/1;824.04MHz;W;Helical/Out;
Head/Left Ear;ZOOM/SAR;PCTEST/E Field/0 DegreesBrain/41.500/0.900

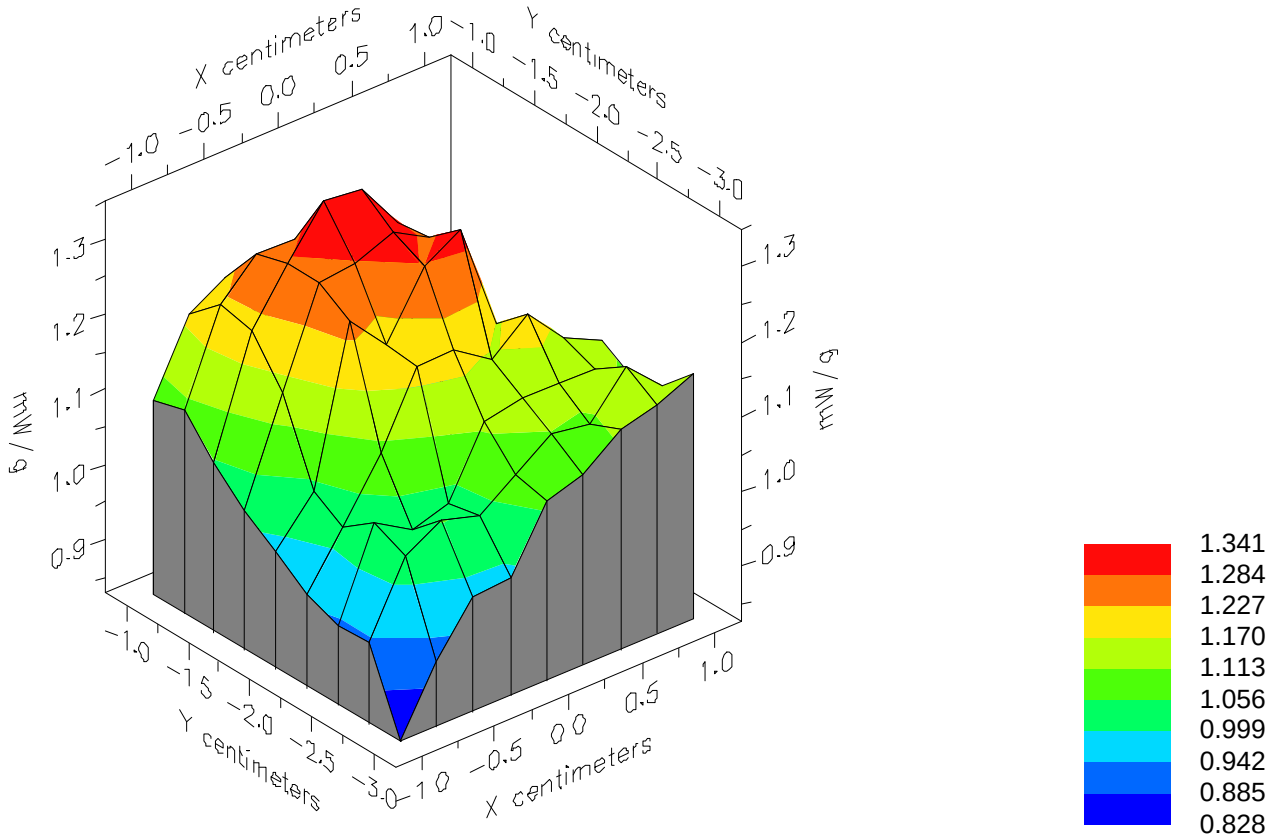

File : 01062017_ZOOM
Start : 20-Jun-101 04:38:38 pm End : 20-Jun-101 04:47:58 pm
SAMSUNG/SPH-I300/1;824.04MHz;W;Helical/Out;
Head/Left Ear;ZOOM/SAR;PCTEST/E Field/0 DegreesBrain/41.500/0.900

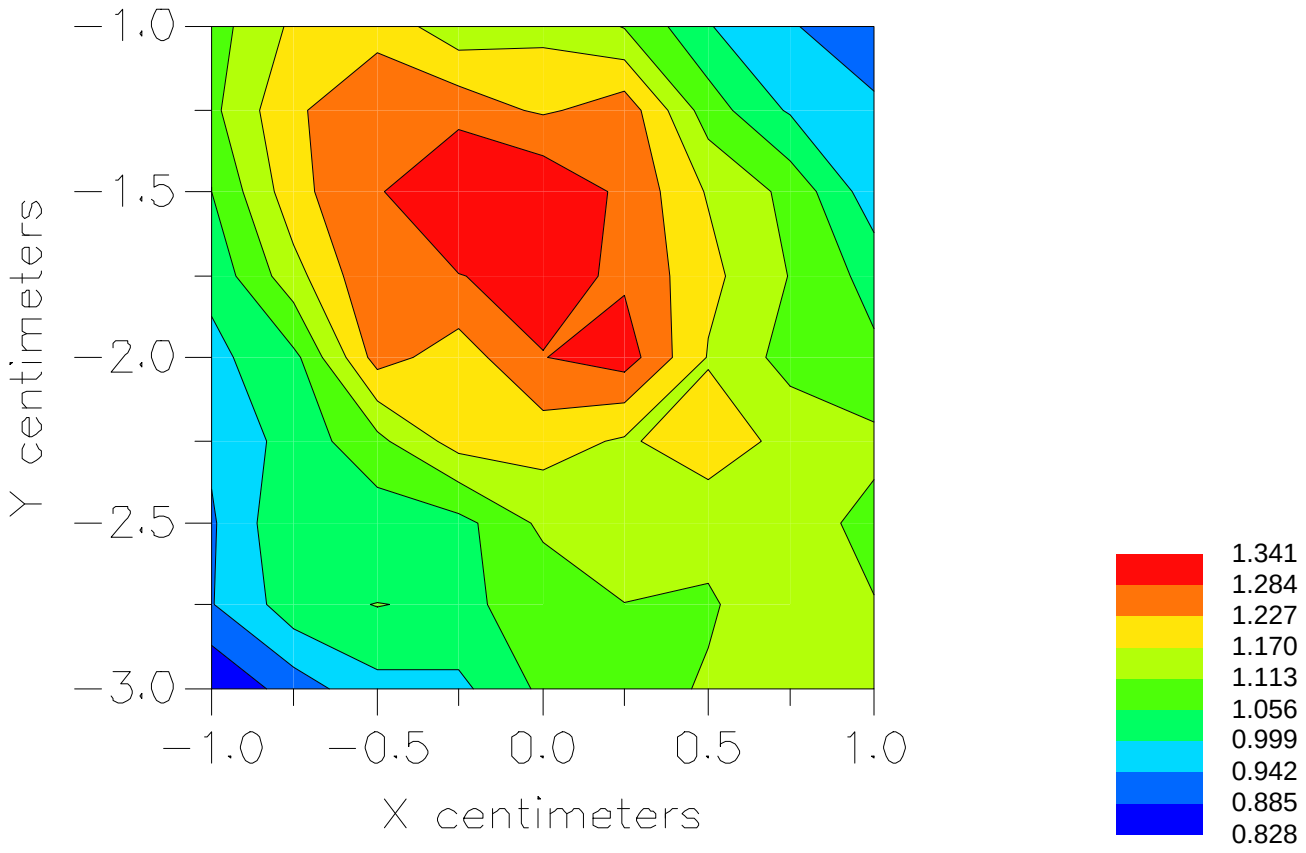

File : c:/idx3/SYSTEM/SARMEAS3/data/Normal/01062013_ZOOM.VLT
Start : 20-Jun-101 03:58:49 pm End : 20-Jun-101 04:08:08 pm

Radio Type : SAMSUNG
Model Number : SPH-I300
Serial Number : 1
Frequency : 836.49 MHz
Peak Trans. Pwr : 0.450 W
Start Trans. Pwr: 0.450 W
Antenna Type : Helical
Antenna Posn. : In
Phantom Type : Head
Phantom Posn. : Left Ear
Scan Type : ZOOM/SAR
Probe Name : PCTEST
Field Type : E Field
Orientation : 0 Degrees

Mixture Type = Brain
Mixture Dielectric Constant = 41.500
Mixture Conductivity = 0.900

Comment :
SAMSUNG DUAL-BAND PHONE
CH 383 Conducted 26.5 dBm
SAMSUNG DUAL-BAND PHONE - HEAD SAR

Robot : PCTEST

Probe Offset = 0.25 cm
Sensor Factor = 0.0108
Conversion Factor = 0.788

PCTEST Amplifier Channel Settings : 0.166 0.135 0.132

Max Location : X = 0.000, Y = -2.000, Z = 0.000 (cm) Value = 21.654

Measured Values (volts) =

2.153E-002	1.675E-002	1.368E-002	1.128E-002	9.311E-003	7.479E-003
5.997E-003	4.828E-003	4.072E-003	3.556E-003	3.409E-003	3.214E-003
3.109E-003	2.984E-003	2.639E-003	2.240E-003	1.756E-003	1.186E-003
7.464E-004	4.362E-004	3.494E-004			

Calc. Voltage @ Surface (Vs) = 0.0270

Voltage @ 1.00 cm (Vt) = 0.0113

Ave. Voltage (Vs+Vt)/2 = 0.0191

Ave. SAR over 1 g (mW/g) = 1.3968

SAR Scan
File : 01062013_ZOOM
Start : 20-Jun-101 03:58:49 pm End : 20-Jun-101 04:08:08 pm
SAMSUNG/SPH-I300/1;836.49MHz;W;Helical/In;
Head/Left Ear;ZOOM/SAR;PCTEST/E Field/0 DegreesBrain/41.500/0.900

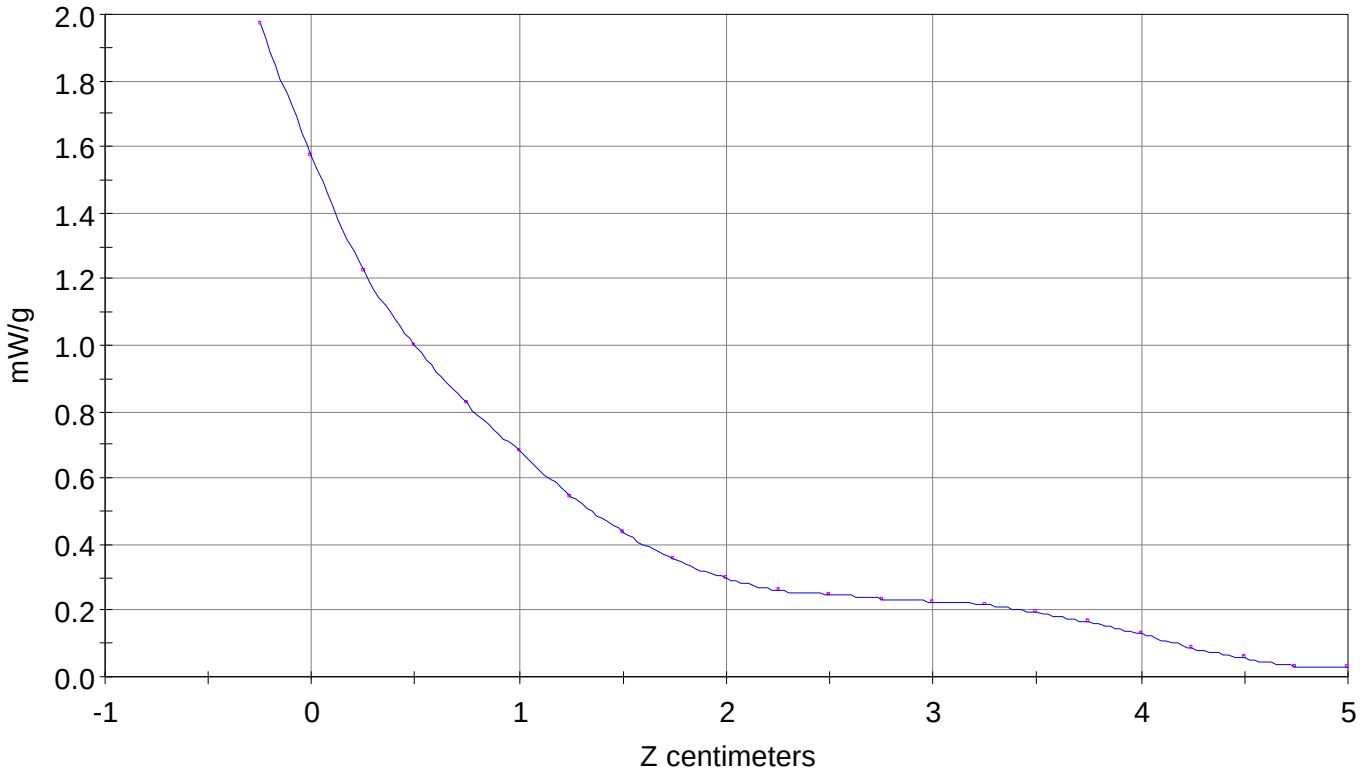

File : 01062013_ZOOM
Start : 20-Jun-101 03:58:49 pm End : 20-Jun-101 04:08:08 pm
SAMSUNG/SPH-I300/1;836.49MHz;W;Helical/In;
Head/Left Ear;ZOOM/SAR;PCTEST/E Field/0 DegreesBrain/41.500/0.900

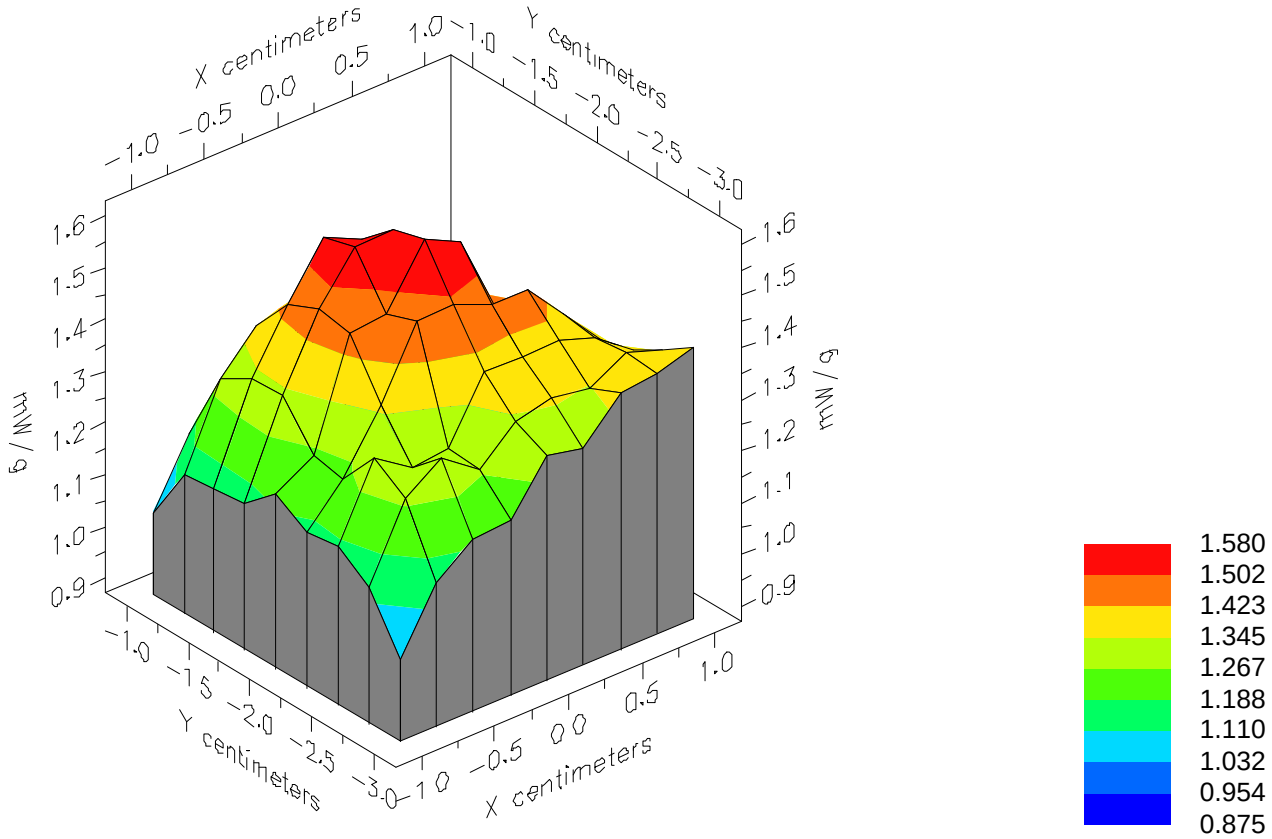

File : 01062013_ZOOM
Start : 20-Jun-101 03:58:49 pm End : 20-Jun-101 04:08:08 pm
SAMSUNG/SPH-I300/1;836.49MHz;W;Helical/In;
Head/Left Ear;ZOOM/SAR;PCTEST/E Field/0 DegreesBrain/41.500/0.900

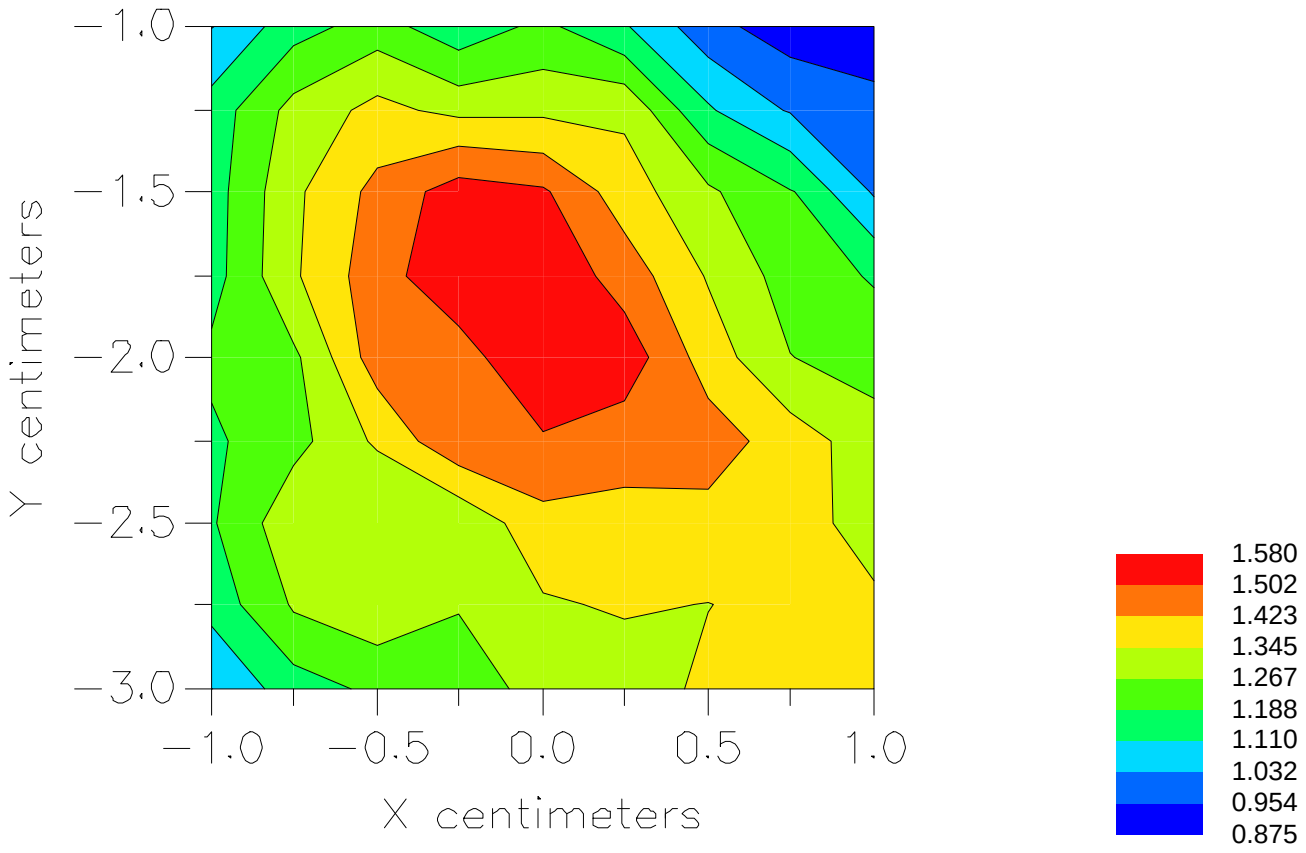

File : c:/idx3/SYSTEM/SARMEAS3/data/Normal/01062016_ZOOM.VLT
Start : 20-Jun-101 04:27:48 pm End : 20-Jun-101 04:37:05 pm

Radio Type : SAMSUNG
Model Number : SPH-I300
Serial Number : 1
Frequency : 836.49 MHz
Peak Trans. Pwr : 0.450 W
Start Trans. Pwr: 0.450 W
Antenna Type : Helical
Antenna Posn. : Out
Phantom Type : Head
Phantom Posn. : Left Ear
Scan Type : ZOOM/SAR
Probe Name : PCTEST
Field Type : E Field
Orientation : 0 Degrees

Mixture Type = Brain
Mixture Dielectric Constant = 41.500
Mixture Conductivity = 0.900

Comment :
SAMSUNG DUAL-BAND PHONE
CH 383 Conducted 26.5 dBm
SAMSUNG DUAL-BAND PHONE - HEAD SAR

Robot : PCTEST

Probe Offset = 0.25 cm
Sensor Factor = 0.0108
Conversion Factor = 0.788

PCTEST Amplifier Channel Settings : 0.166 0.135 0.132

Max Location : X = 0.000, Y = -1.500, Z = 0.000 (cm) Value = 17.319

Measured Values (volts) =

1.779E-002	1.373E-002	1.158E-002	9.473E-003	8.000E-003	6.445E-003
5.191E-003	4.246E-003	3.782E-003	3.459E-003	3.329E-003	3.226E-003
3.124E-003	3.145E-003	2.831E-003	2.475E-003	2.046E-003	1.614E-003
1.221E-003	9.553E-004	1.179E-003			

Calc. Voltage @ Surface (Vs) = 0.0221

Voltage @ 1.00 cm (Vt) = 0.0095

Ave. Voltage (Vs+Vt)/2 = 0.0158

Ave. SAR over 1 g (mW/g) = 1.1507

SAR Scan
File : 01062016_ZOOM
Start : 20-Jun-101 04:27:48 pm End : 20-Jun-101 04:37:05 pm
SAMSUNG/SPH-I300/1;836.49MHz;W;Helical/Out;
Head/Left Ear;ZOOM/SAR;PCTEST/E Field/0 DegreesBrain/41.500/0.900

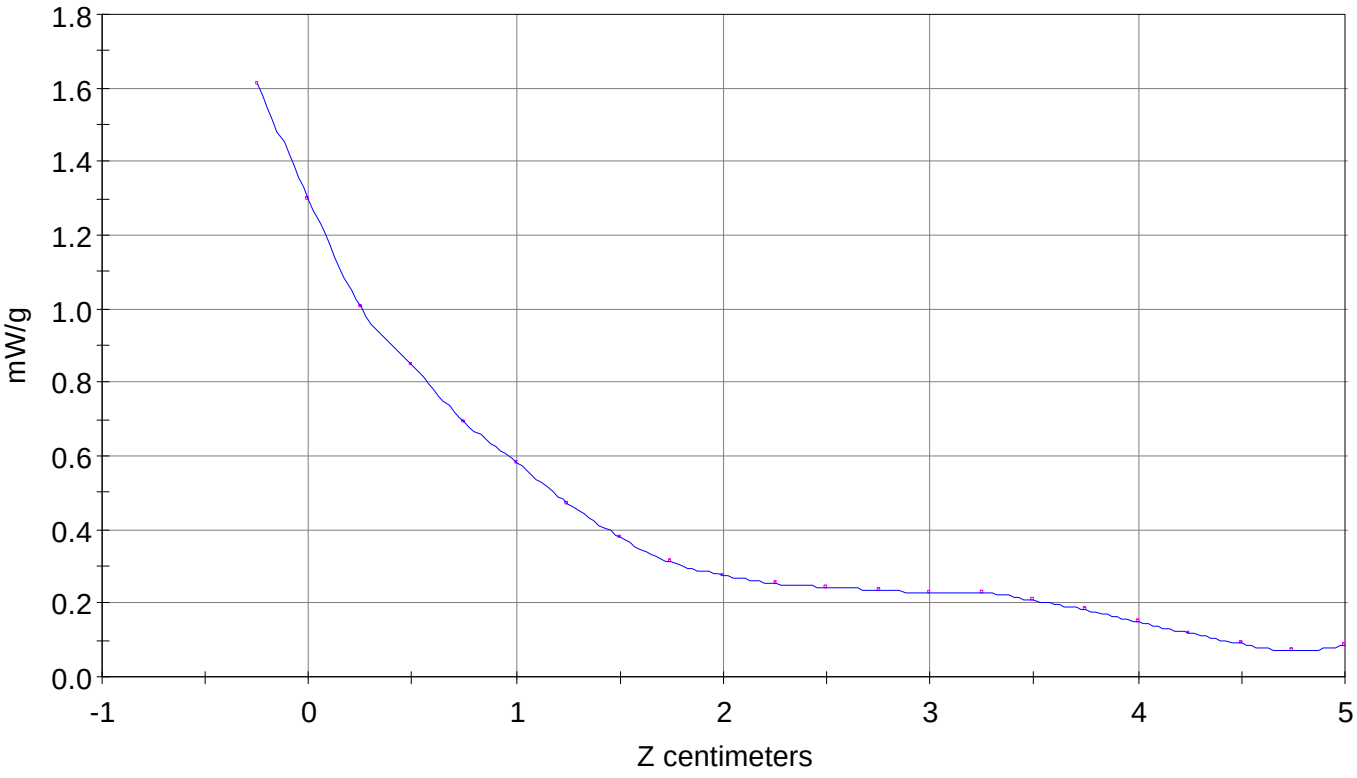

File : 01062016_ZOOM
Start : 20-Jun-101 04:27:48 pm End : 20-Jun-101 04:37:05 pm
SAMSUNG/SPH-I300/1;836.49MHz;W;Helical/Out;
Head/Left Ear;ZOOM/SAR;PCTEST/E Field/0 DegreesBrain/41.500/0.900

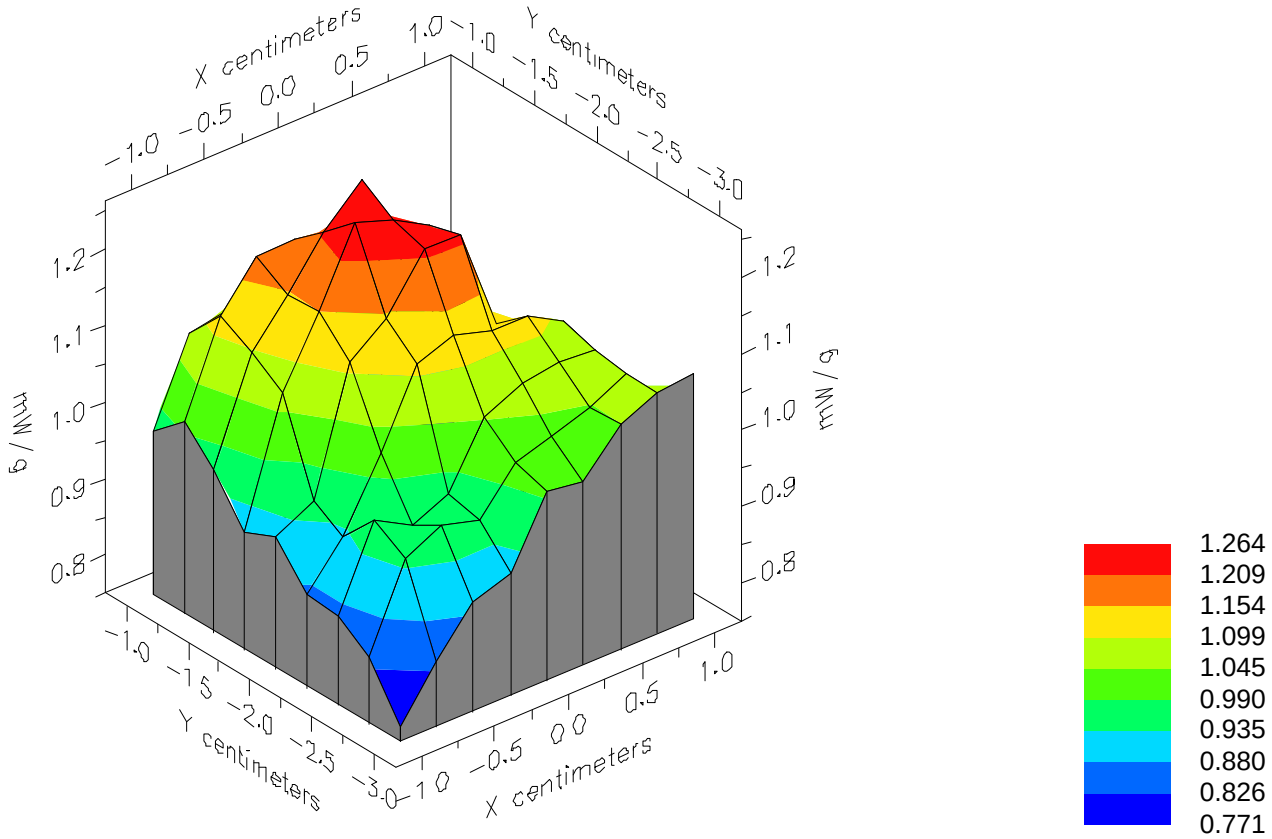

File : 01062016_ZOOM
Start : 20-Jun-101 04:27:48 pm End : 20-Jun-101 04:37:05 pm
SAMSUNG/SPH-I300/1;836.49MHz;W;Helical/Out;
Head/Left Ear;ZOOM/SAR;PCTEST/E Field/0 DegreesBrain/41.500/0.900

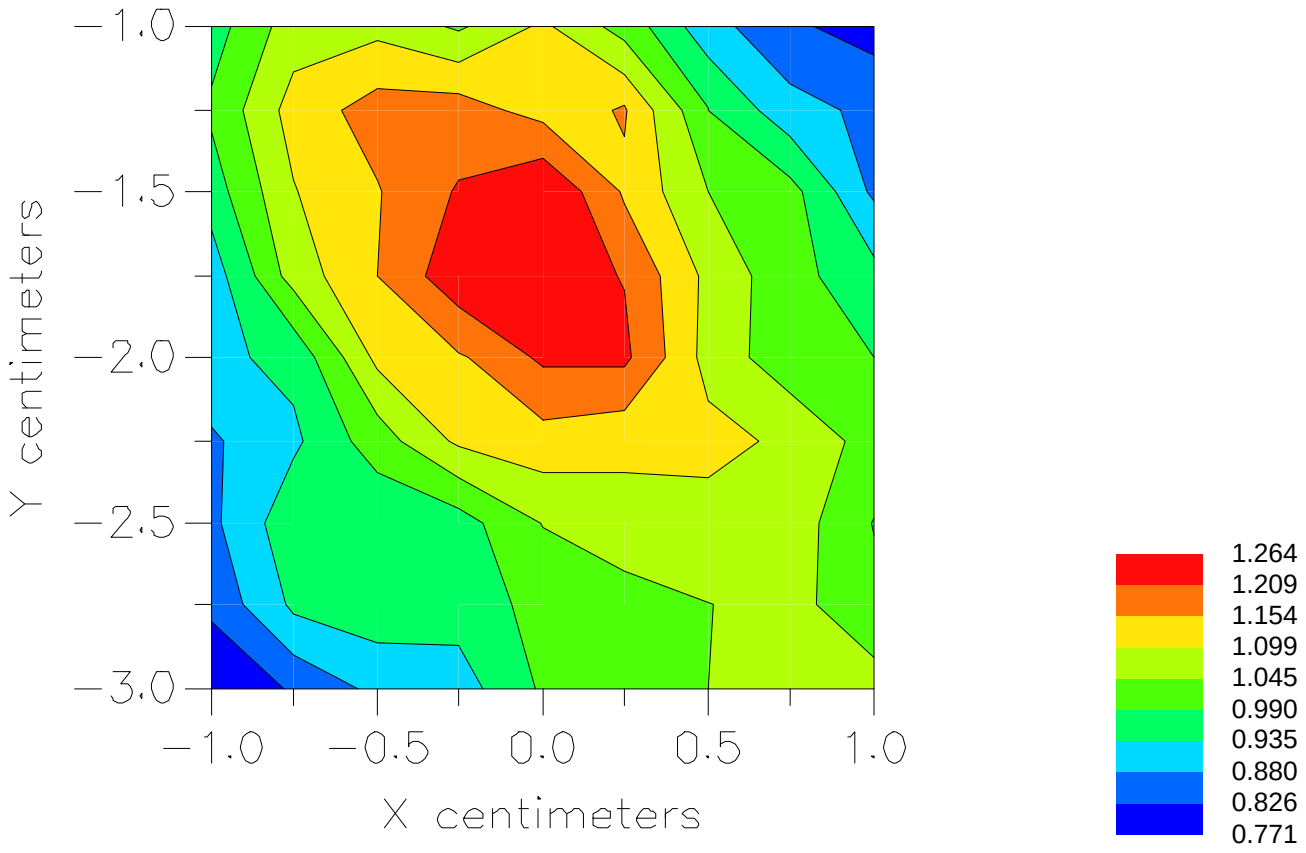

File : c:/idx3/SYSTEM/SARMEAS3/data/Normal/01062014_ZOOM.VLT
Start : 20-Jun-101 04:11:17 pm End : 20-Jun-101 04:20:36 pm

Radio Type : SAMSUNG
Model Number : SPH-I300
Serial Number : 1
Frequency : 848.97 MHz
Peak Trans. Pwr : 0.450 W
Start Trans. Pwr: 0.450 W
Antenna Type : Helical
Antenna Posn. : In
Phantom Type : Head
Phantom Posn. : Left Ear
Scan Type : ZOOM/SAR
Probe Name : PCTEST
Field Type : E Field
Orientation : 0 Degrees

Mixture Type = Brain
Mixture Dielectric Constant = 41.500
Mixture Conductivity = 0.900

Comment :
SAMSUNG DUAL-BAND PHONE
CH 799 Conducted 26.5 dBm
SAMSUNG DUAL-BAND PHONE - HEAD SAR

Robot : PCTEST

Probe Offset = 0.25 cm
Sensor Factor = 0.0108
Conversion Factor = 0.788

PCTEST Amplifier Channel Settings : 0.166 0.135 0.132

Max Location : X = 0.000, Y = -2.000, Z = 0.000 (cm) Value = 16.656

Measured Values (volts) =

1.650E-002	1.326E-002	1.064E-002	8.836E-003	7.221E-003	5.959E-003
4.698E-003	3.848E-003	3.110E-003	2.688E-003	2.472E-003	2.369E-003
2.313E-003	2.230E-003	1.970E-003	1.688E-003	1.309E-003	7.008E-004
5.579E-004	3.543E-004	2.084E-004			

Calc. Voltage @ Surface (Vs) = 0.0206

Voltage @ 1.00 cm (Vt) = 0.0088

Ave. Voltage (Vs+Vt)/2 = 0.0147

Ave. SAR over 1 g (mW/g) = 1.0723

SAR Scan
File : 01062014_ZOOM
Start : 20-Jun-101 04:11:17 pm End : 20-Jun-101 04:20:36 pm
SAMSUNG/SPH-I300/1;848.97MHz;W;Helical/In;
Head/Left Ear;ZOOM/SAR;PCTEST/E Field/0 DegreesBrain/41.500/0.900

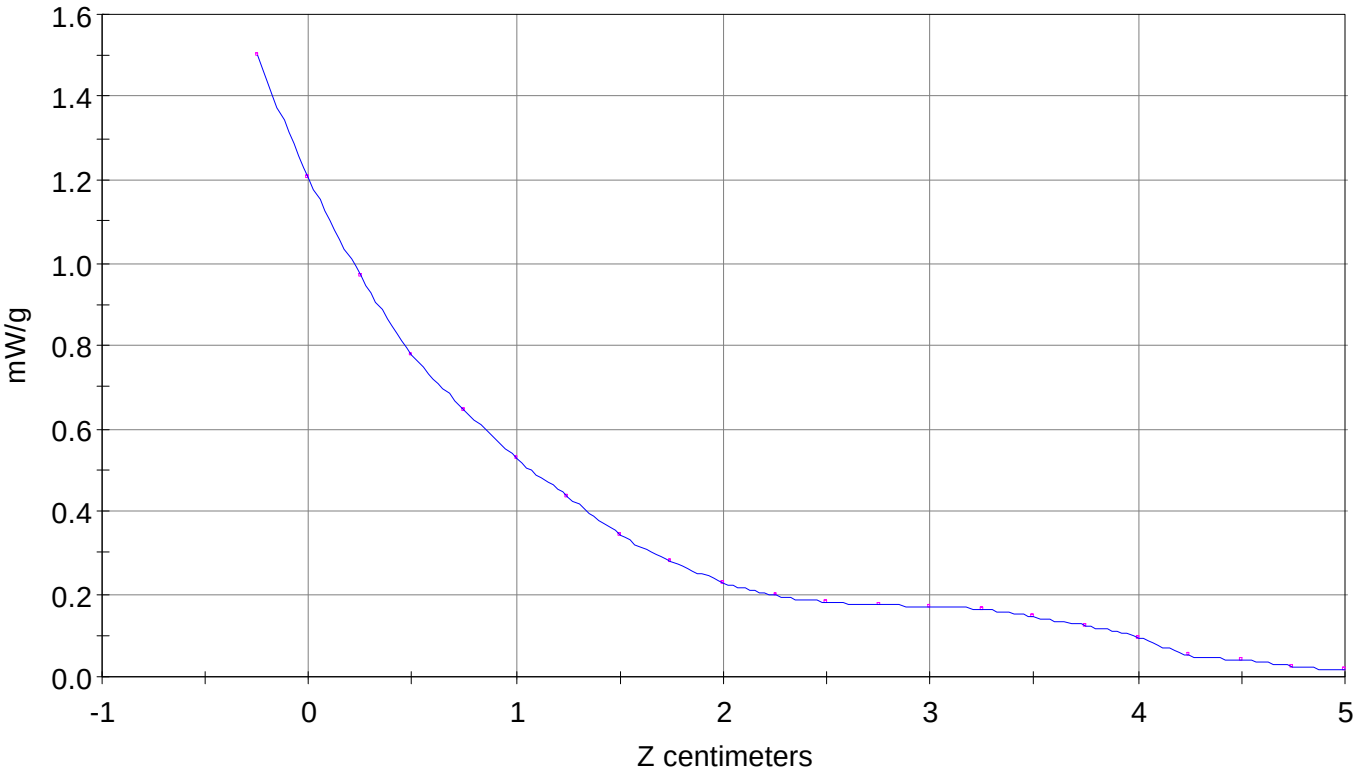

File : 01062014_ZOOM
Start : 20-Jun-101 04:11:17 pm End : 20-Jun-101 04:20:36 pm
SAMSUNG/SPH-I300/1;848.97MHz;W;Helical/In;
Head/Left Ear;ZOOM/SAR;PCTEST/E Field/0 DegreesBrain/41.500/0.900

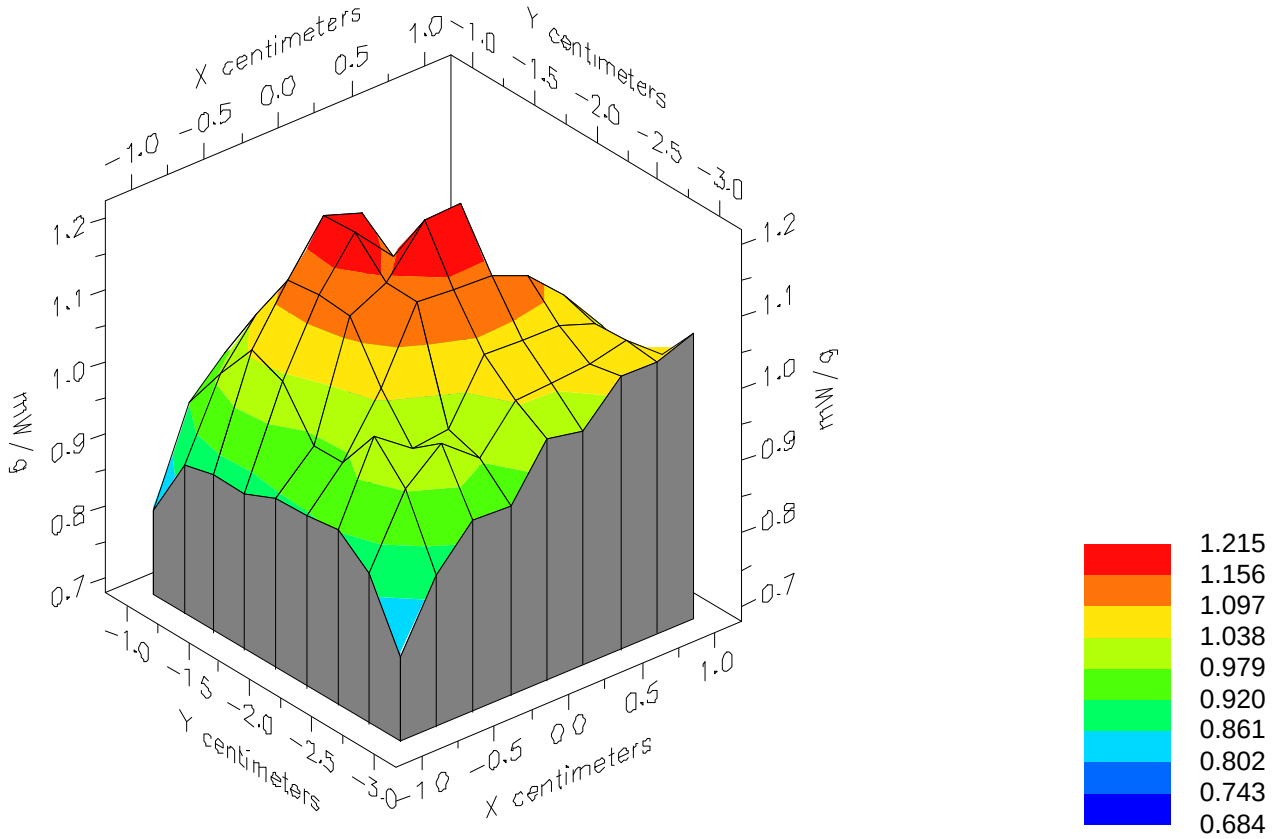

File : 01062014_ZOOM
Start : 20-Jun-101 04:11:17 pm End : 20-Jun-101 04:20:36 pm
SAMSUNG/SPH-I300/1;848.97MHz;W;Helical/In;
Head/Left Ear;ZOOM/SAR;PCTEST/E Field/0 DegreesBrain/41.500/0.900

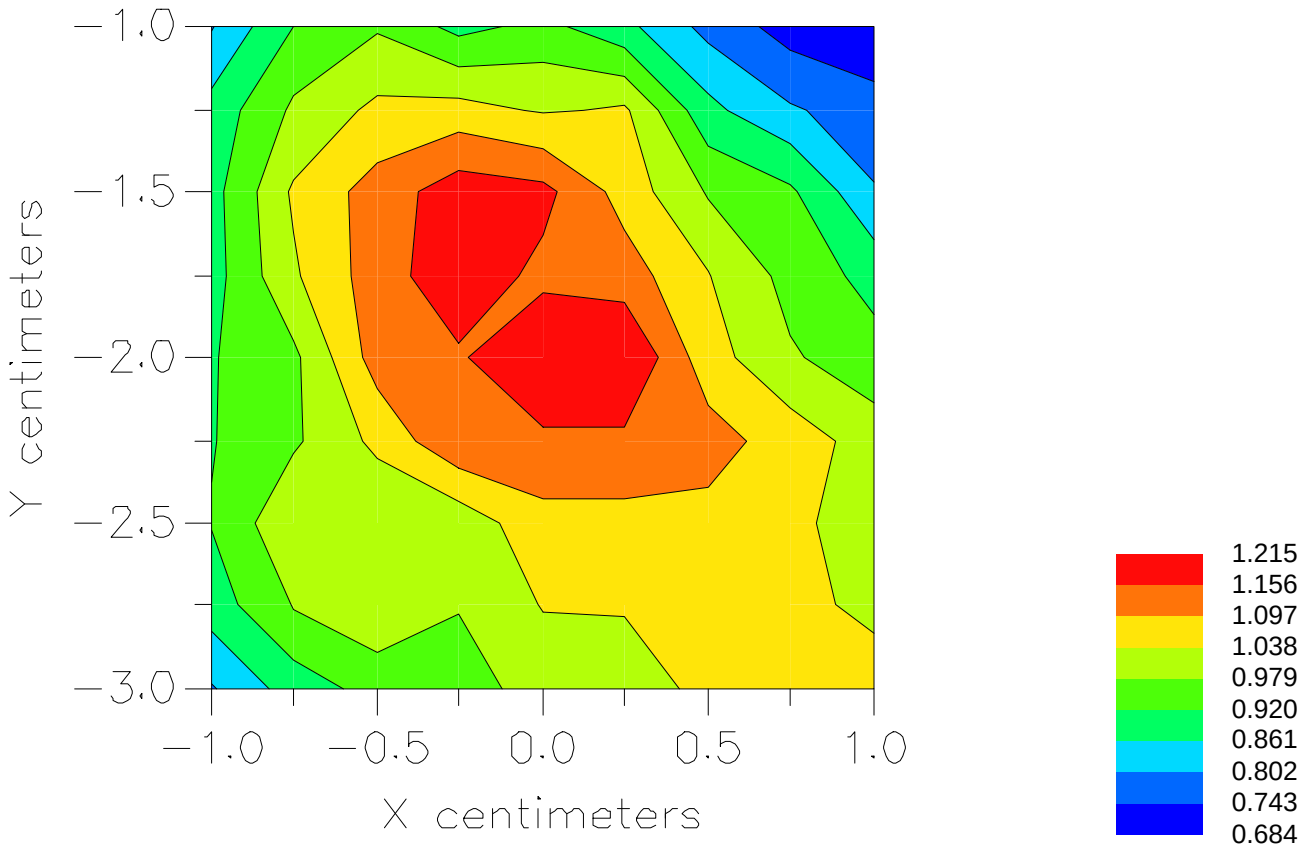

File : c:/idx3/SYSTEM/SARMEAS3/data/Normal/01062019_ZOOM.VLT
Start : 20-Jun-101 05:01:51 pm End : 20-Jun-101 05:11:11 pm

Radio Type : SAMSUNG
Model Number : SPH-I300
Serial Number : 1
Frequency : 848.97 MHz
Peak Trans. Pwr : 0.450 W
Start Trans. Pwr: 0.450 W
Antenna Type : Helical
Antenna Posn. : Out
Phantom Type : Head
Phantom Posn. : Left Ear
Scan Type : ZOOM/SAR
Probe Name : PCTEST
Field Type : E Field
Orientation : 0 Degrees

Mixture Type = Brain
Mixture Dielectric Constant = 41.500
Mixture Conductivity = 0.900

Comment :
SAMSUNG DUAL-BAND PHONE
CH 799 Conducted 26.5 dBm
SAMSUNG DUAL-BAND PHONE - HEAD SAR

Robot : PCTEST

Probe Offset = 0.25 cm
Sensor Factor = 0.0108
Conversion Factor = 0.788

PCTEST Amplifier Channel Settings : 0.166 0.135 0.132

Max Location : X = -0.250, Y = -1.500, Z = 0.000 (cm) Value = 18.920

Measured Values (volts) =

1.580E-002	1.307E-002	1.091E-002	9.306E-003	7.729E-003	6.424E-003
5.244E-003	4.528E-003	3.793E-003	3.459E-003	3.367E-003	3.381E-003
3.602E-003	3.325E-003	3.155E-003	2.706E-003	2.262E-003	1.785E-003
1.496E-003	1.356E-003	9.652E-004			

Calc. Voltage @ Surface (Vs) = 0.0190

Voltage @ 1.00 cm (Vt) = 0.0093

Ave. Voltage (Vs+Vt)/2 = 0.0142

Ave. SAR over 1 g (mW/g) = 1.0334

SAR Scan
File : 01062019_ZOOM
Start : 20-Jun-101 05:01:51 pm End : 20-Jun-101 05:11:11 pm
SAMSUNG/SPH-I300/1;848.97MHz;W;Helical/Out;
Head/Left Ear;ZOOM/SAR;PCTEST/E Field/0 DegreesBrain/41.500/0.900

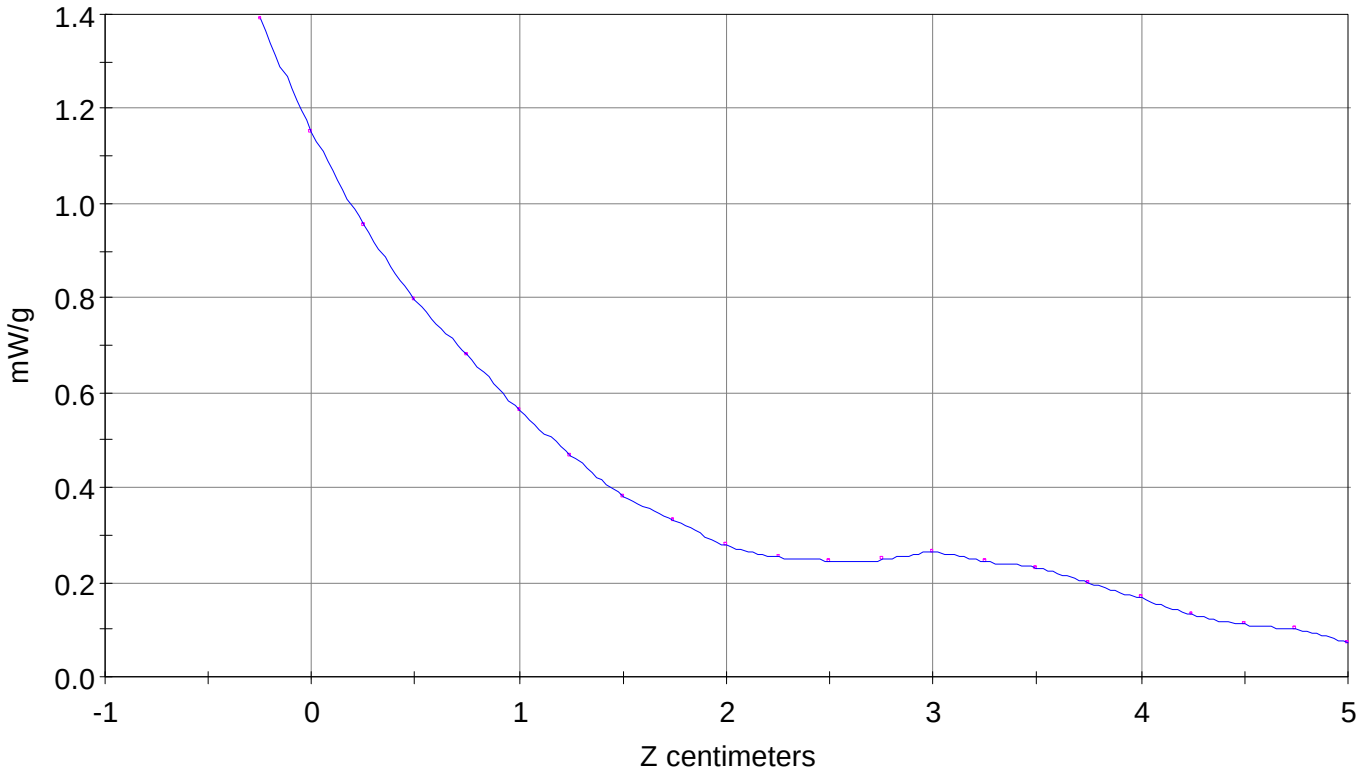

File : 01062019_ZOOM
Start : 20-Jun-101 05:01:51 pm End : 20-Jun-101 05:11:11 pm
SAMSUNG/SPH-I300/1;848.97MHz;W;Helical/Out;
Head/Left Ear;ZOOM/SAR;PCTEST/E Field/0 DegreesBrain/41.500/0.900

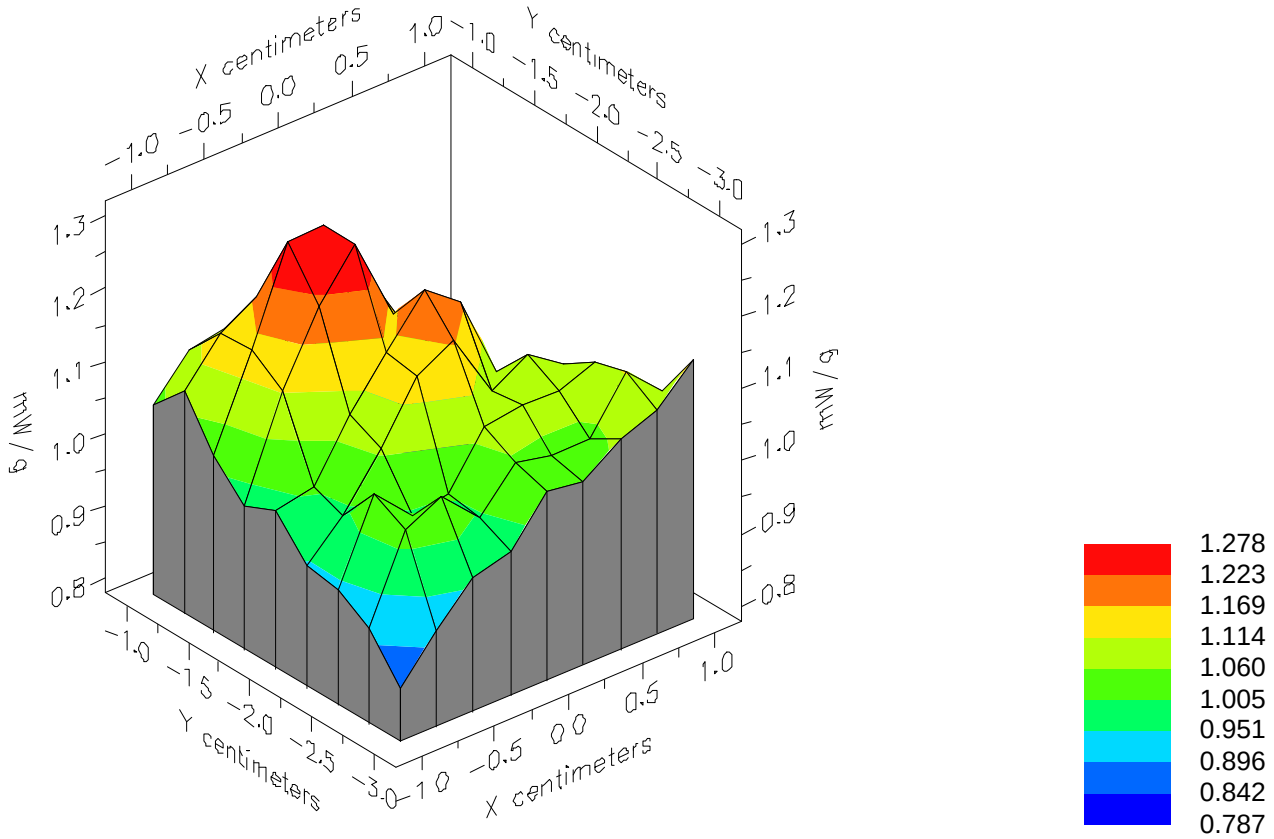

File : 01062019_ZOOM
Start : 20-Jun-101 05:01:51 pm End : 20-Jun-101 05:11:11 pm
SAMSUNG/SPH-I300/1;848.97MHz;W;Helical/Out;
Head/Left Ear;ZOOM/SAR;PCTEST/E Field/0 DegreesBrain/41.500/0.900

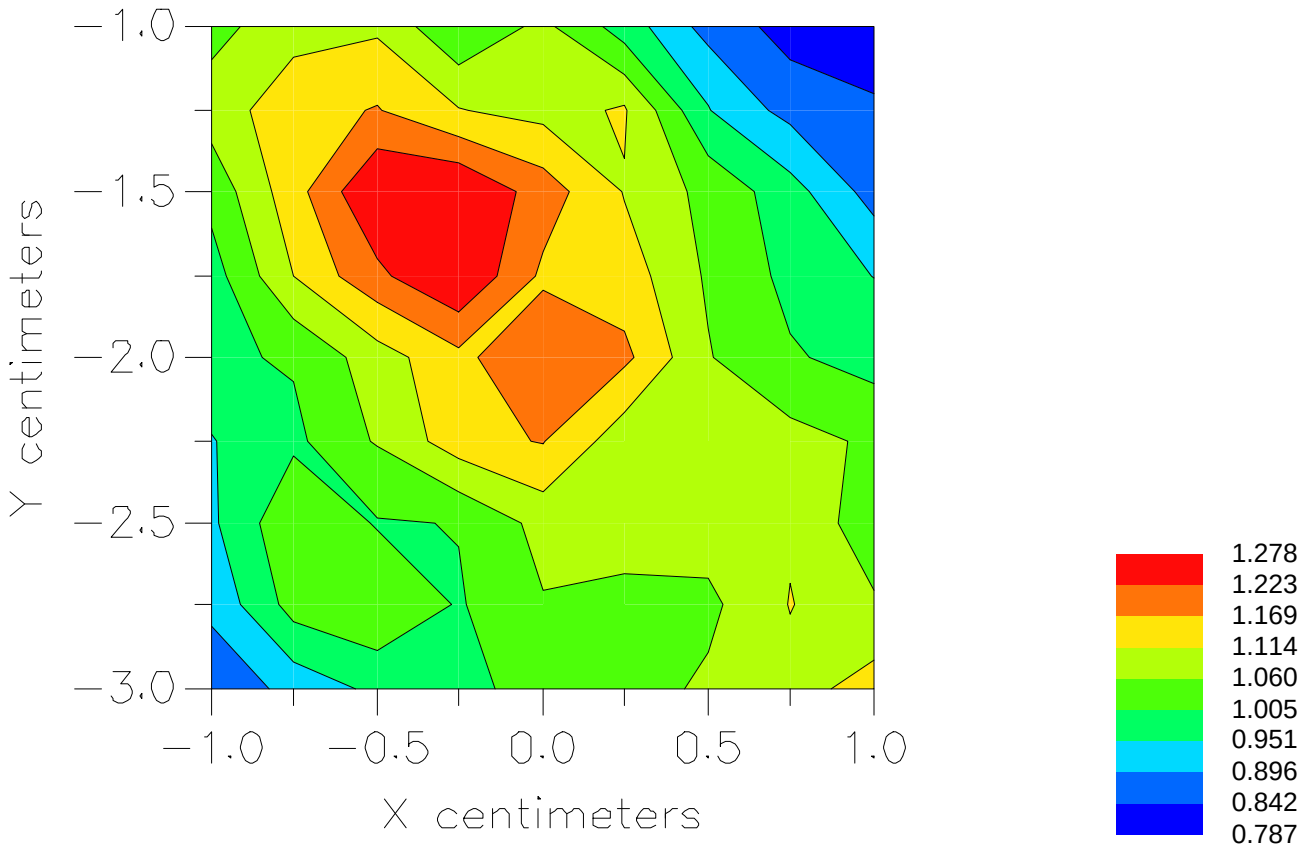

Peak SAR Location

800 MHz Body SAR



File : c:/idx3/SYSTEM/SARMEAS3/data/Normal/01062217_ZOOM.VLT
Start : 22-Jun-101 03:03:46 pm End : 22-Jun-101 03:16:38 pm

Radio Type : SAMSUNG
Model Number : SPH-I300
Serial Number : 1
Frequency : 824.04 MHz
Peak Trans. Pwr : 0.450 W
Start Trans. Pwr: 0.450 W
Antenna Type : Helical
Antenna Posn. : In
Phantom Type : Body
Phantom Posn. : Abdomen
Scan Type : ZOOM/SAR
Probe Name : PCTEST
Field Type : E Field
Orientation : 0 Degrees

Mixture Type = Muscle
Mixture Dielectric Constant = 51.700
Mixture Conductivity = 1.100

Comment :
SAMSUNG DUAL-BAND PHONE - FM MODE
CH 0991 Conducted 26.5 dBm
SAMSUNG DUAL-BAND PHONE - BODY SAR

Robot : PCTEST

Probe Offset = 0.25 cm
Sensor Factor = 0.0108
Conversion Factor = 0.894

PCTEST Amplifier Channel Settings : 0.166 0.135 0.132

Max Location : X = 0.500, Y = -0.750, Z = 0.000 (cm) Value = 14.738

Measured Values (volts) =

1.482E-002	1.361E-002	1.112E-002	9.348E-003	8.197E-003	7.328E-003
6.809E-003	6.566E-003	6.414E-003	6.277E-003	5.902E-003	5.295E-003
4.430E-003	3.636E-003	2.705E-003	2.145E-003	1.889E-003	1.928E-003
2.293E-003	2.729E-003	3.062E-003			

Calc. Voltage @ Surface (Vs) = 0.0171

Voltage @ 1.00 cm (Vt) = 0.0093

Ave. Voltage (Vs+Vt)/2 = 0.0132

Ave. SAR over 1 g (mW/g) = 1.0962

SAR Scan
File : 01062217_ZOOM
Start : 22-Jun-101 03:03:46 pm End : 22-Jun-101 03:16:38 pm
SAMSUNG/SPH-I300/1;824.04MHz;W;Helical/In;
Body/Abdomen;ZOOM/SAR;PCTEST/E Field/0 DegreesMuscle/51.700/1.100

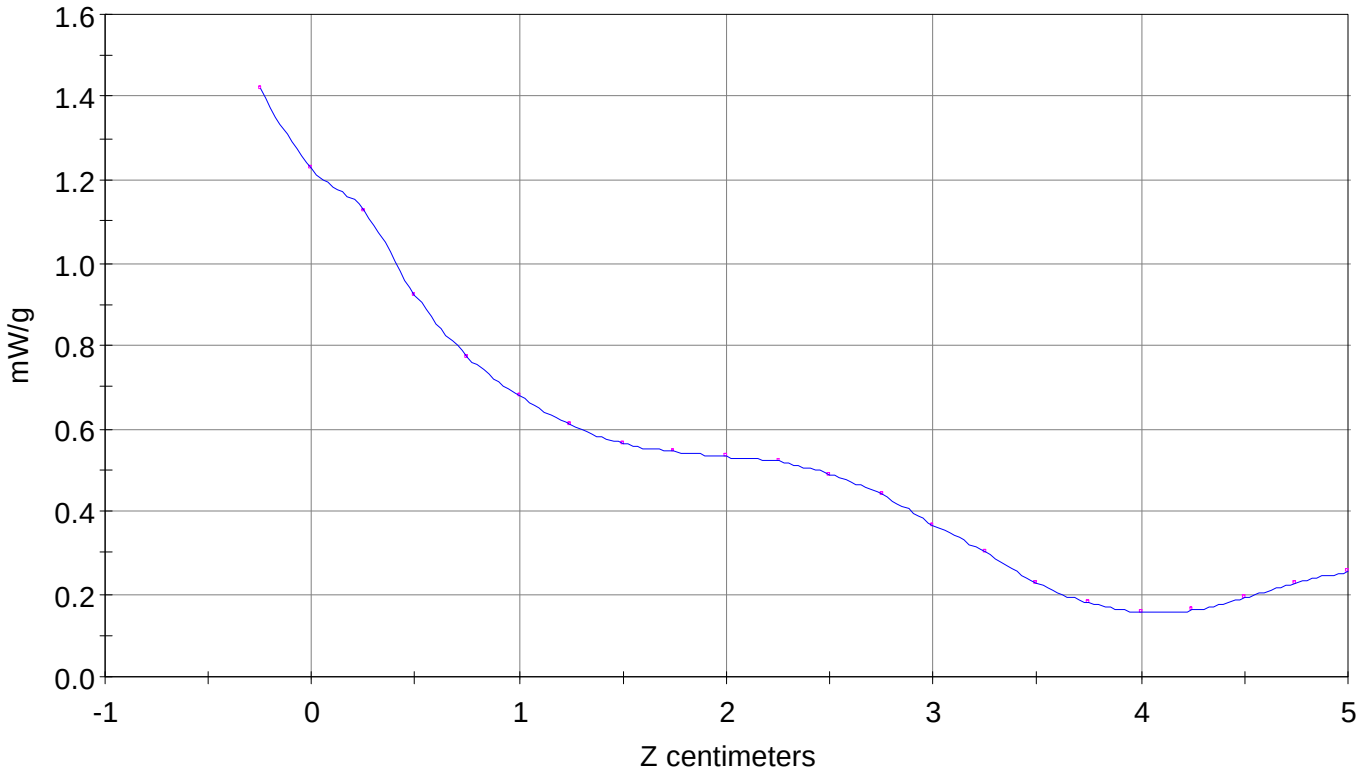

File : 01062217_ZOOM
Start : 22-Jun-101 03:03:46 pm End : 22-Jun-101 03:16:38 pm
SAMSUNG/SPH-I300/1;824.04MHz;W;Helical/In;
Body/Abdomen;ZOOM/SAR;PCTEST/E Field/0 DegreesMuscle/51.700/1.100

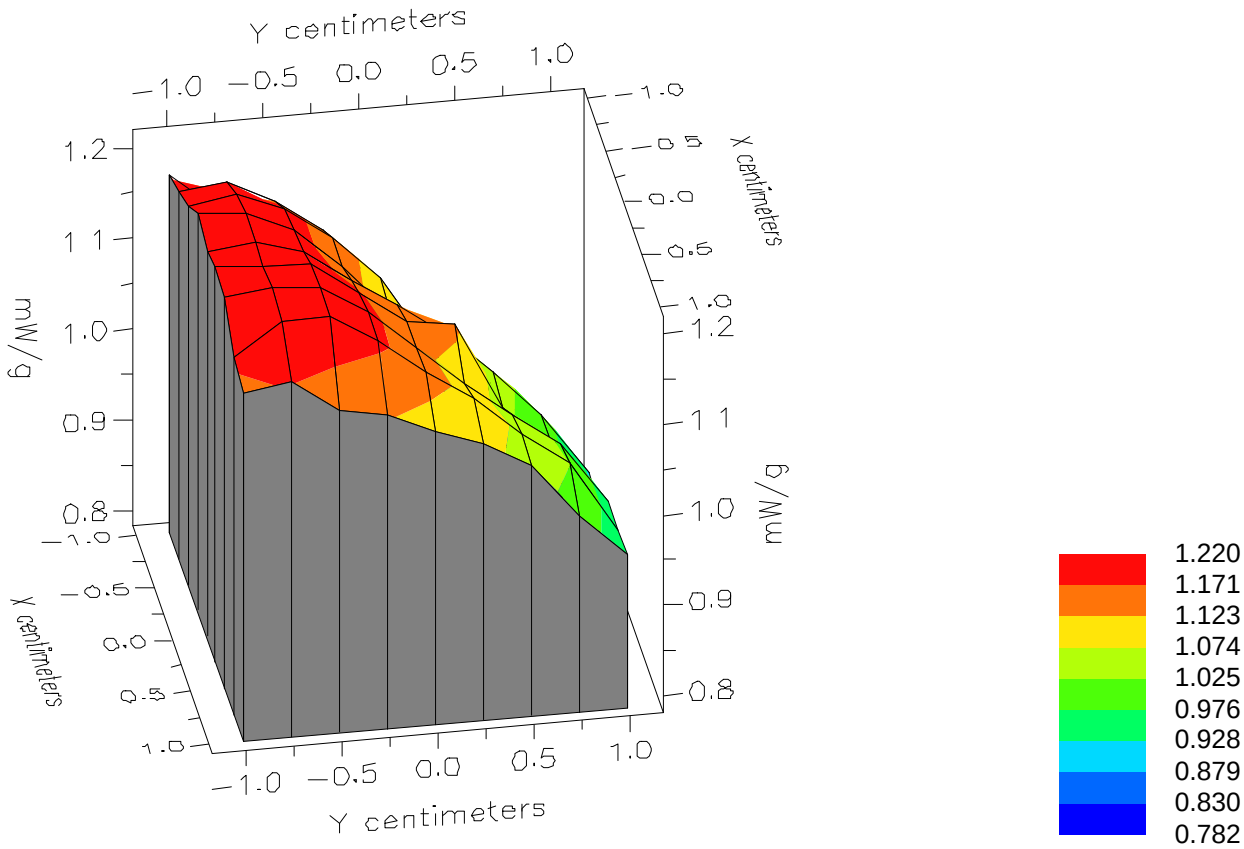

File : 01062217_ZOOM
Start : 22-Jun-101 03:03:46 pm End : 22-Jun-101 03:16:38 pm
SAMSUNG/SPH-I300/1;824.04MHz;W;Helical/In;
Body/Abdomen;ZOOM/SAR;PCTEST/E Field/0 DegreesMuscle/51.700/1.100

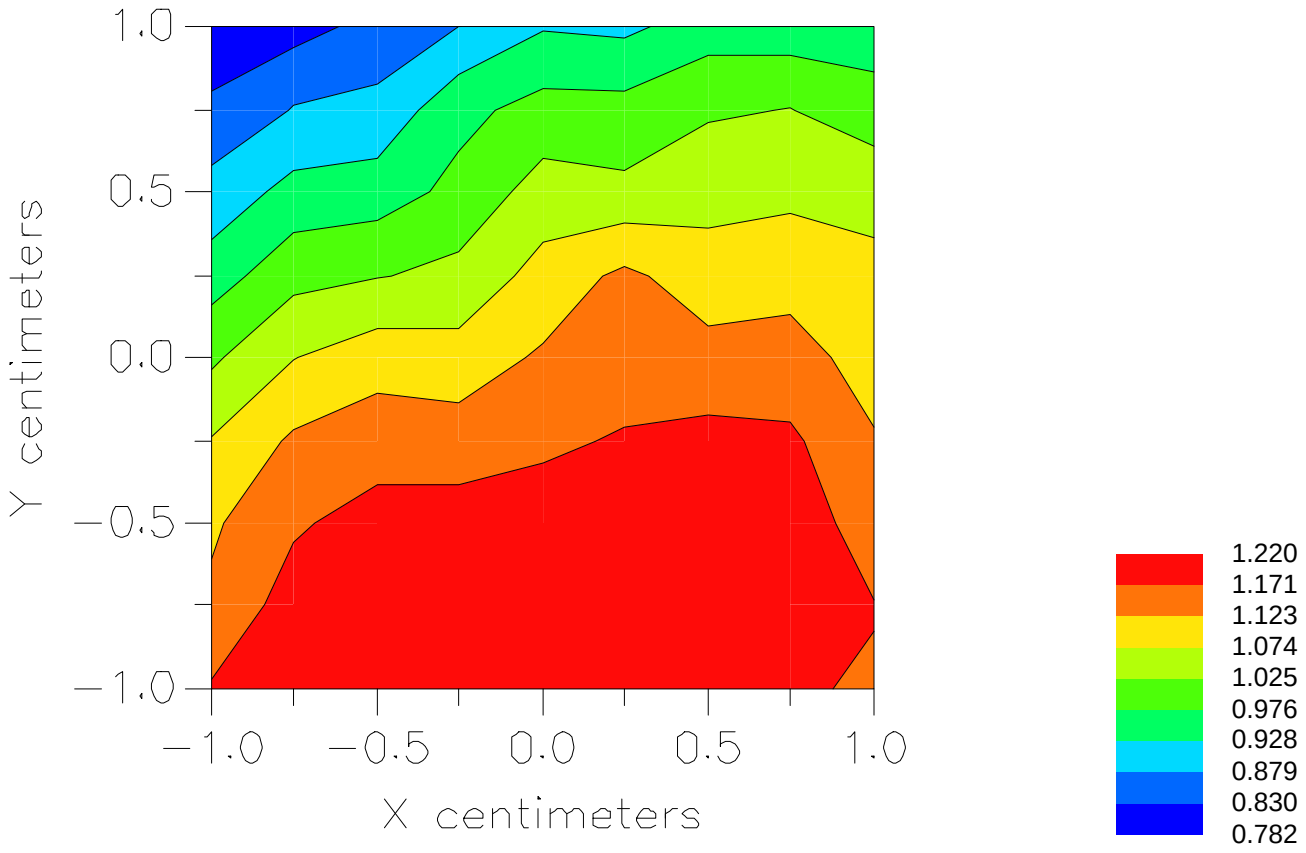

File : c:/idx3/SYSTEM/SARMEAS3/data/Normal/01062219_ZOOM.VLT
Start : 22-Jun-101 03:42:22 pm End : 22-Jun-101 03:53:02 pm

Radio Type : SAMSUNG
Model Number : SPH-I300
Serial Number : 1
Frequency : 824.04 MHz
Peak Trans. Pwr : 0.450 W
Start Trans. Pwr: 0.450 W
Antenna Type : Helical
Antenna Posn. : Out
Phantom Type : Body
Phantom Posn. : Abdomen
Scan Type : ZOOM/SAR
Probe Name : PCTEST
Field Type : E Field
Orientation : 0 Degrees

Mixture Type = Muscle
Mixture Dielectric Constant = 51.700
Mixture Conductivity = 1.100

Comment :
SAMSUNG DUAL-BAND PHONE - FM MODE
CH 0991 Conducted 26.5 dBm
SAMSUNG DUAL-BAND PHONE - BODY SAR

Robot : PCTEST

Probe Offset = 0.25 cm
Sensor Factor = 0.0108
Conversion Factor = 0.894

PCTEST Amplifier Channel Settings : 0.166 0.135 0.132

Max Location : X = -5.500, Y = -3.000, Z = 0.000 (cm) Value = 16.966

Measured Values (volts) =

1.588E-002	1.467E-002	1.266E-002	1.011E-002	7.933E-003	5.651E-003
3.844E-003	2.583E-003	2.896E-003	3.475E-003	4.449E-003	5.522E-003
5.955E-003	5.204E-003	3.796E-003	2.696E-003	1.794E-003	1.775E-003
1.433E-003	1.394E-003	1.527E-003			

Calc. Voltage @ Surface (Vs) = 0.0178

Voltage @ 1.00 cm (Vt) = 0.0101

Ave. Voltage (Vs+Vt)/2 = 0.0140

Ave. SAR over 1 g (mW/g) = 1.1554

SAR Scan
File : 01062219_ZOOM
Start : 22-Jun-101 03:42:22 pm End : 22-Jun-101 03:53:02 pm
SAMSUNG/SPH-I300/1;824.04MHz;W;Helical/Out;
Body/Abdomen;ZOOM/SAR;PCTEST/E Field/0 DegreesMuscle/51.700/1.100

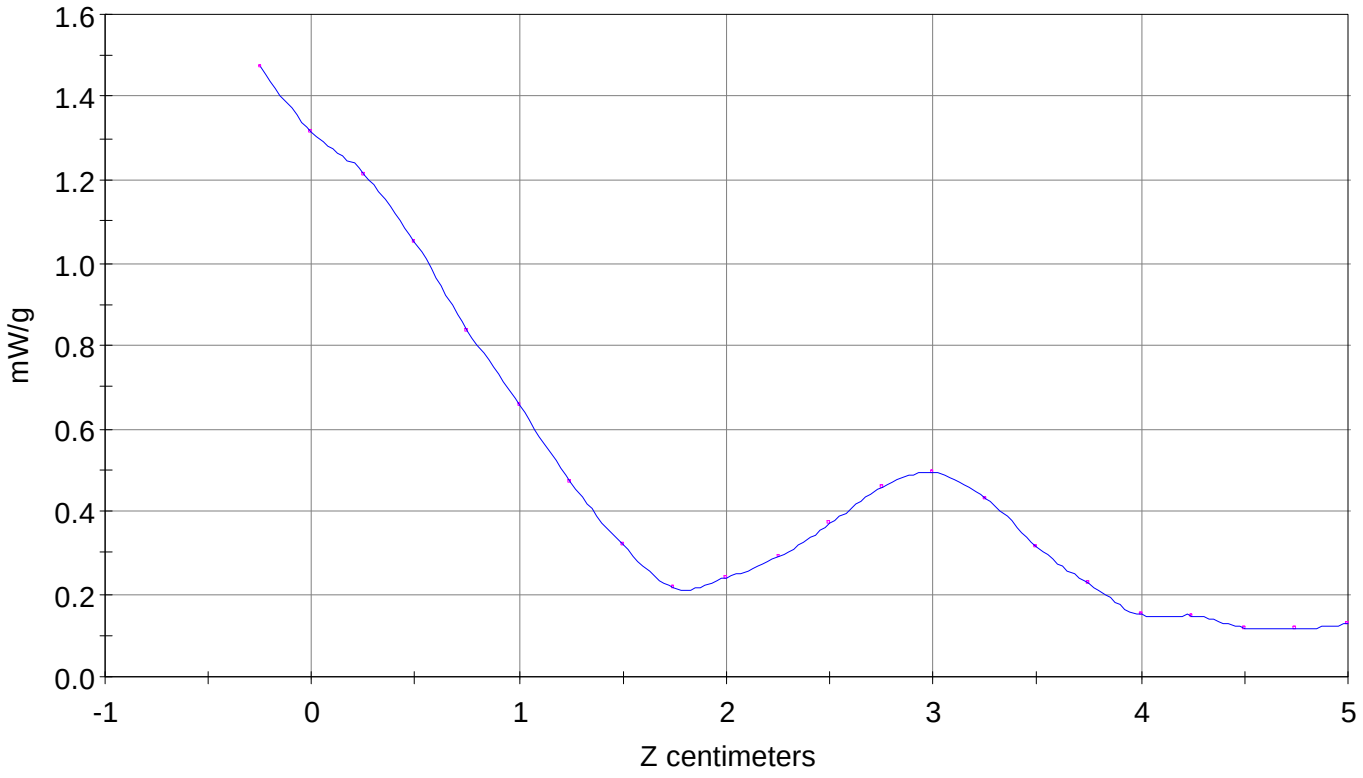

File : 01062219_ZOOM
Start : 22-Jun-101 03:42:22 pm End : 22-Jun-101 03:53:02 pm
SAMSUNG/SPH-I300/1;824.04MHz;W;Helical/Out;
Body/Abdomen;ZOOM/SAR;PCTEST/E Field/0 DegreesMuscle/51.700/1.100

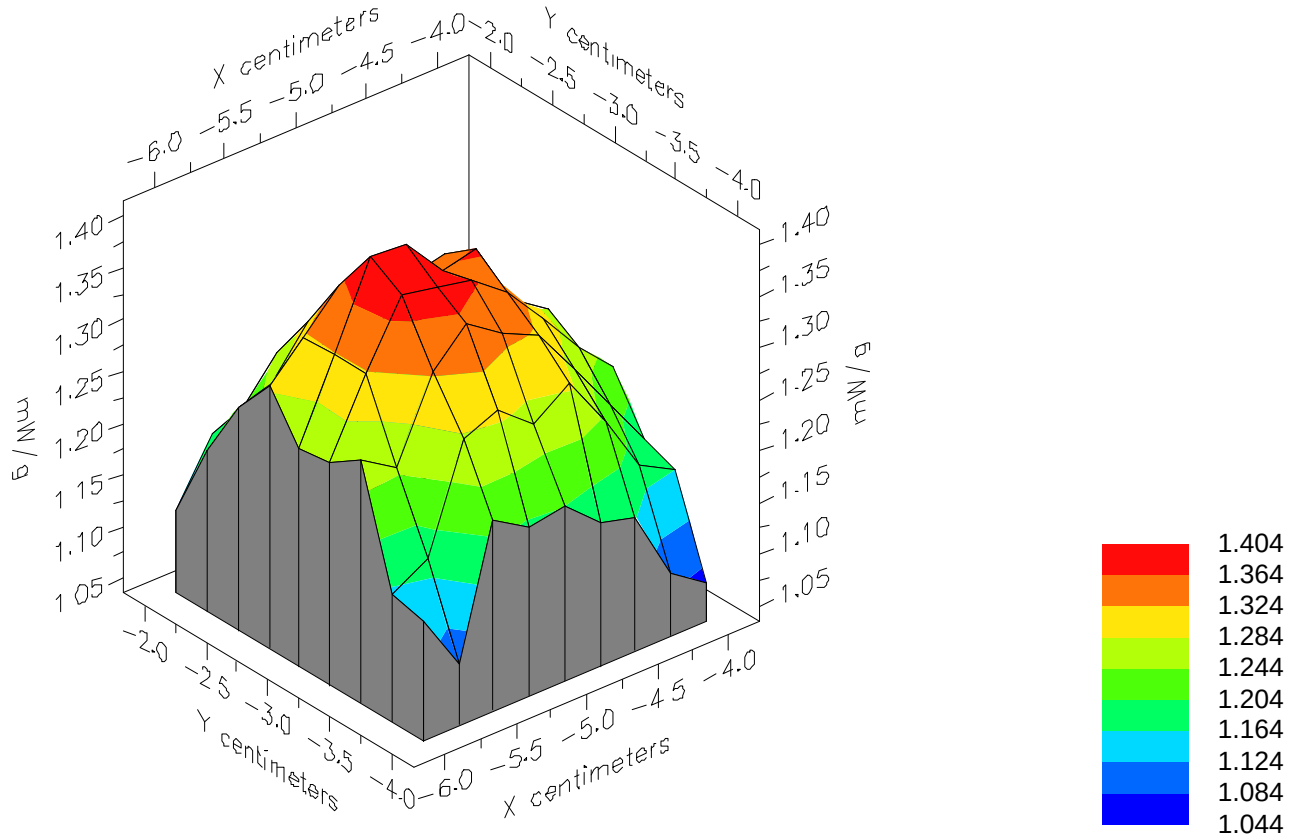

File : 01062219_ZOOM
Start : 22-Jun-101 03:42:22 pm End : 22-Jun-101 03:53:02 pm
SAMSUNG/SPH-I300/1;824.04MHz;W;Helical/Out;
Body/Abdomen;ZOOM/SAR;PCTEST/E Field/0 DegreesMuscle/51.700/1.100

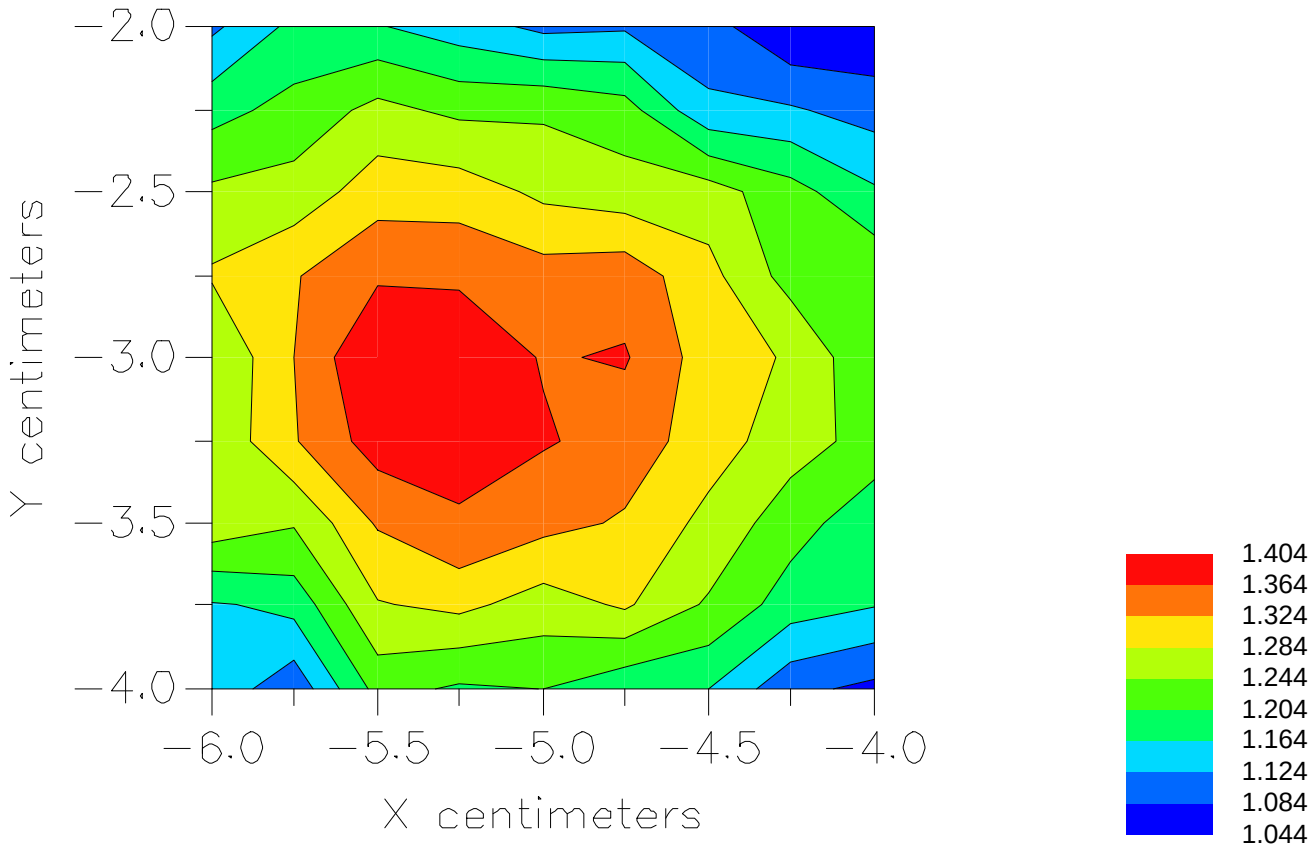

File : c:/idx3/SYSTEM/SARMEAS3/data/Normal/01062228_ZOOM.VLT
Start : 22-Jun-101 05:11:46 pm End : 22-Jun-101 05:20:04 pm

Radio Type : SAMSUNG
Model Number : SPH-I300
Serial Number : 1
Frequency : 836.49 MHz
Peak Trans. Pwr : 0.450 W
Start Trans. Pwr: 0.450 W
Antenna Type : Helical
Antenna Posn. : In
Phantom Type : Body
Phantom Posn. : Abdomen
Scan Type : ZOOM/SAR
Probe Name : PCTEST
Field Type : E Field
Orientation : 0 Degrees

Mixture Type = Muscle
Mixture Dielectric Constant = 51.700
Mixture Conductivity = 1.100

Comment :
SAMSUNG DUAL-BAND PHONE - FM MODE
CH 383 Conducted 26.5 dBm
SAMSUNG DUAL-BAND PHONE - BODY SAR

Robot : PCTEST

Probe Offset = 0.25 cm
Sensor Factor = 0.0108
Conversion Factor = 0.894

PCTEST Amplifier Channel Settings : 0.166 0.135 0.132

Max Location : X = 0.250, Y = -0.750, Z = 0.000 (cm) Value = 13.209

Measured Values (volts) =

1.273E-002	1.157E-002	9.349E-003	8.102E-003	7.158E-003	6.566E-003
6.220E-003	6.049E-003	5.907E-003	5.680E-003	5.232E-003	4.598E-003
3.861E-003	3.107E-003	2.411E-003	2.001E-003	1.859E-003	2.045E-003
2.360E-003	2.754E-003	3.000E-003			

Calc. Voltage @ Surface (Vs) = 0.0149

Voltage @ 1.00 cm (Vt) = 0.0081

Ave. Voltage (Vs+Vt)/2 = 0.0115

Ave. SAR over 1 g (mW/g) = 0.9512

SAR Scan
File : 01062228_ZOOM
Start : 22-Jun-101 05:11:46 pm End : 22-Jun-101 05:20:04 pm
SAMSUNG/SPH-I300/1;836.49MHz;W;Helical/In;
Body/Abdomen;ZOOM/SAR;PCTEST/E Field/0 DegreesMuscle/51.700/1.100

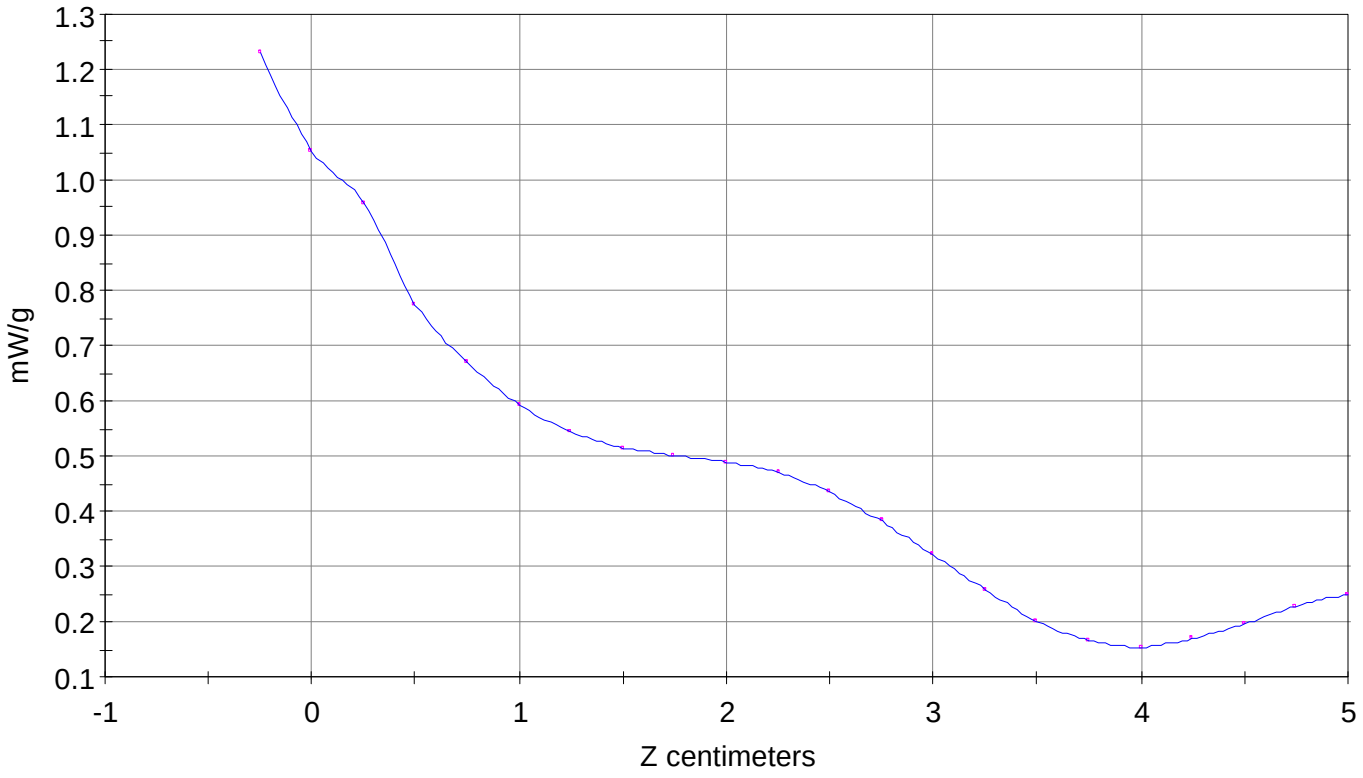

File : 01062228_ZOOM
Start : 22-Jun-101 05:11:46 pm End : 22-Jun-101 05:20:04 pm
SAMSUNG/SPH-I300/1;836.49MHz;W;Helical/In;
Body/Abdomen;ZOOM/SAR;PCTEST/E Field/0 DegreesMuscle/51.700/1.100

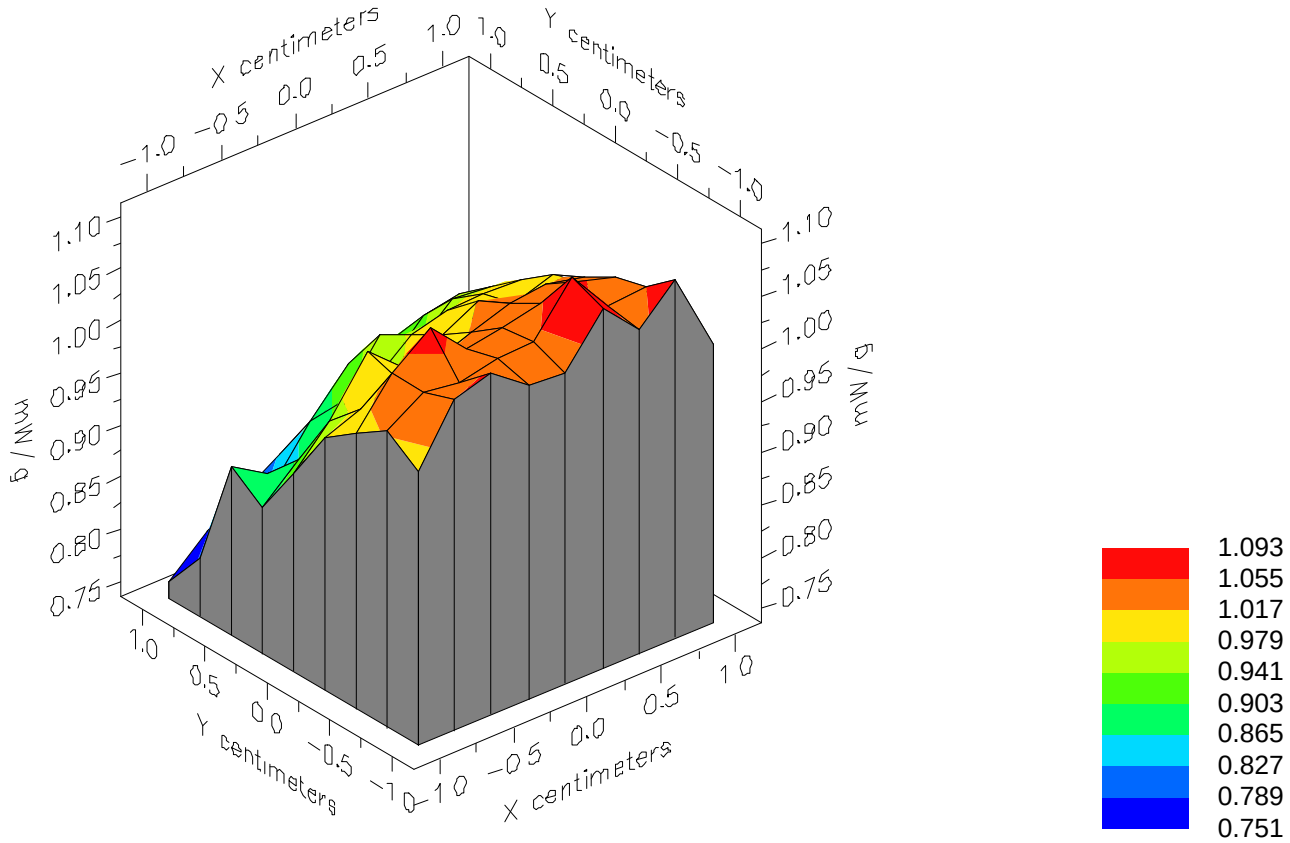

File : 01062228_ZOOM
Start : 22-Jun-101 05:11:46 pm End : 22-Jun-101 05:20:04 pm
SAMSUNG/SPH-I300/1;836.49MHz;W;Helical/In;
Body/Abdomen;ZOOM/SAR;PCTEST/E Field/0 DegreesMuscle/51.700/1.100

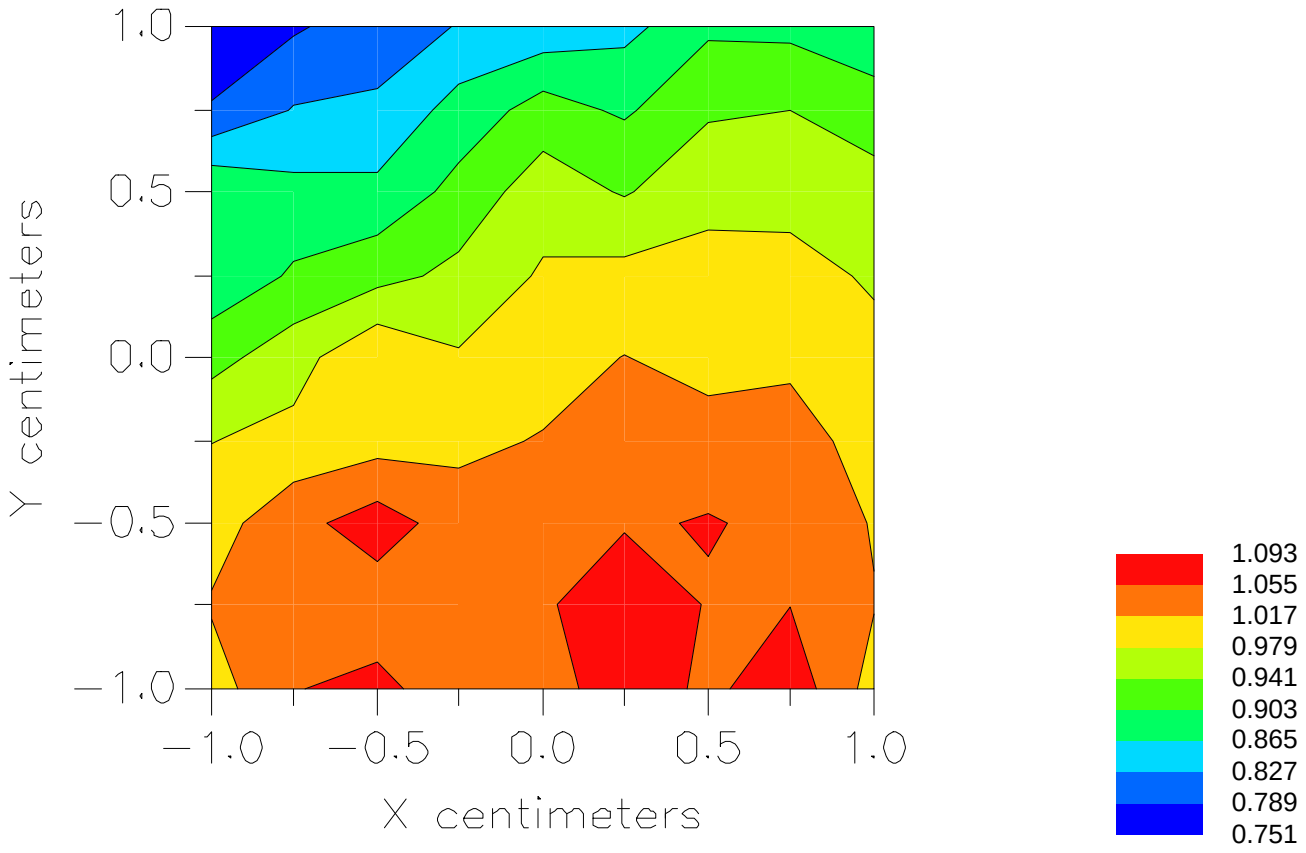

File : c:/idx3/SYSTEM/SARMEAS3/data/Normal/01062224_ZOOM.VLT
Start : 22-Jun-101 04:21:35 pm End : 22-Jun-101 04:29:31 pm

Radio Type : SAMSUNG
Model Number : SPH-I300
Serial Number : 1
Frequency : 836.49 MHz
Peak Trans. Pwr : 0.450 W
Start Trans. Pwr: 0.450 W
Antenna Type : Helical
Antenna Posn. : Out
Phantom Type : Body
Phantom Posn. : Abdomen
Scan Type : ZOOM/SAR
Probe Name : PCTEST
Field Type : E Field
Orientation : 0 Degrees

Mixture Type = Muscle
Mixture Dielectric Constant = 51.700
Mixture Conductivity = 1.100

Comment :
SAMSUNG DUAL-BAND PHONE - FM MODE
CH 0383 Conducted 26.5 dBm
SAMSUNG DUAL-BAND PHONE - BODY SAR

Robot : PCTEST

Probe Offset = 0.25 cm
Sensor Factor = 0.0108
Conversion Factor = 0.894

PCTEST Amplifier Channel Settings : 0.166 0.135 0.132

Max Location : X = -5.500, Y = -3.250, Z = 0.000 (cm) Value = 15.936

Measured Values (volts) =

1.567E-002	1.418E-002	1.193E-002	9.806E-003	7.835E-003	6.032E-003
4.552E-003	3.721E-003	3.390E-003	3.622E-003	4.120E-003	4.668E-003
4.819E-003	4.319E-003	3.312E-003	2.566E-003	1.528E-003	1.427E-003
1.294E-003	1.235E-003	1.164E-003			

Calc. Voltage @ Surface (Vs) = 0.0180

Voltage @ 1.00 cm (Vt) = 0.0098

Ave. Voltage (Vs+Vt)/2 = 0.0139

Ave. SAR over 1 g (mW/g) = 1.1495

SAR Scan
File : 01062224_ZOOM
Start : 22-Jun-101 04:21:35 pm End : 22-Jun-101 04:29:31 pm
SAMSUNG/SPH-I300/1;836.49MHz;W;Helical/Out;
Body/Abdomen;ZOOM/SAR;PCTEST/E Field/0 DegreesMuscle/51.700/1.100

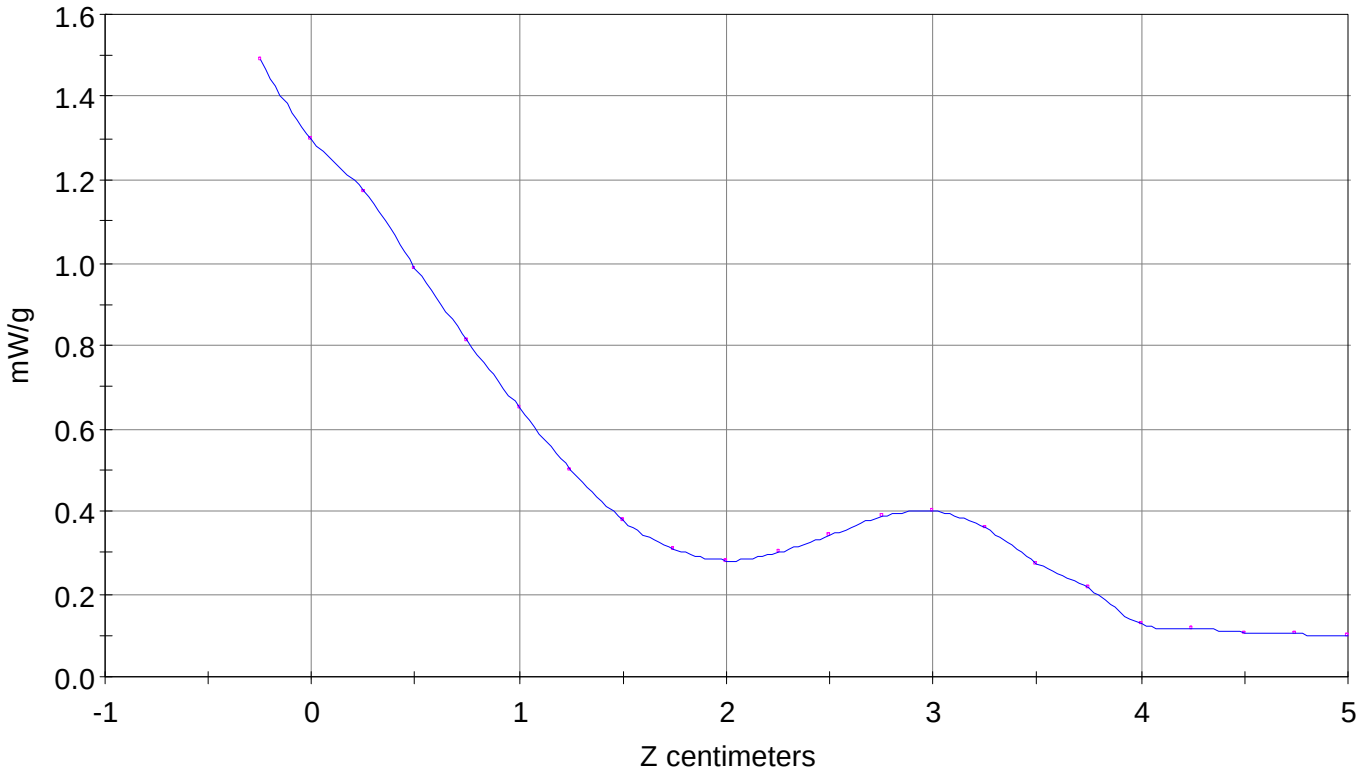

File : 01062224_ZOOM
Start : 22-Jun-101 04:21:35 pm End : 22-Jun-101 04:29:31 pm
SAMSUNG/SPH-I300/1;836.49MHz;W;Helical/Out;
Body/Abdomen;ZOOM/SAR;PCTEST/E Field/0 DegreesMuscle/51.700/1.100

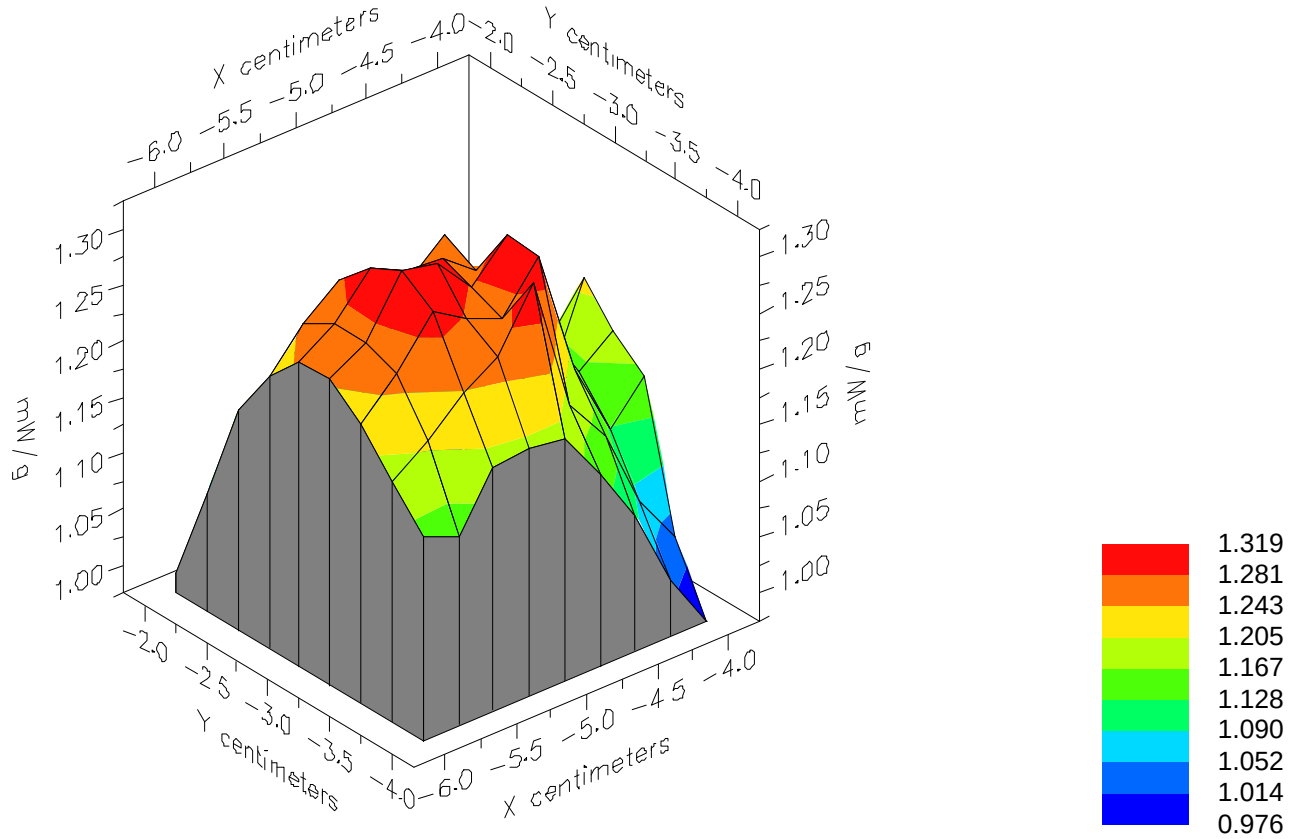

File : 01062224_ZOOM
Start : 22-Jun-101 04:21:35 pm End : 22-Jun-101 04:29:31 pm
SAMSUNG/SPH-I300/1;836.49MHz;W;Helical/Out;
Body/Abdomen;ZOOM/SAR;PCTEST/E Field/0 DegreesMuscle/51.700/1.100

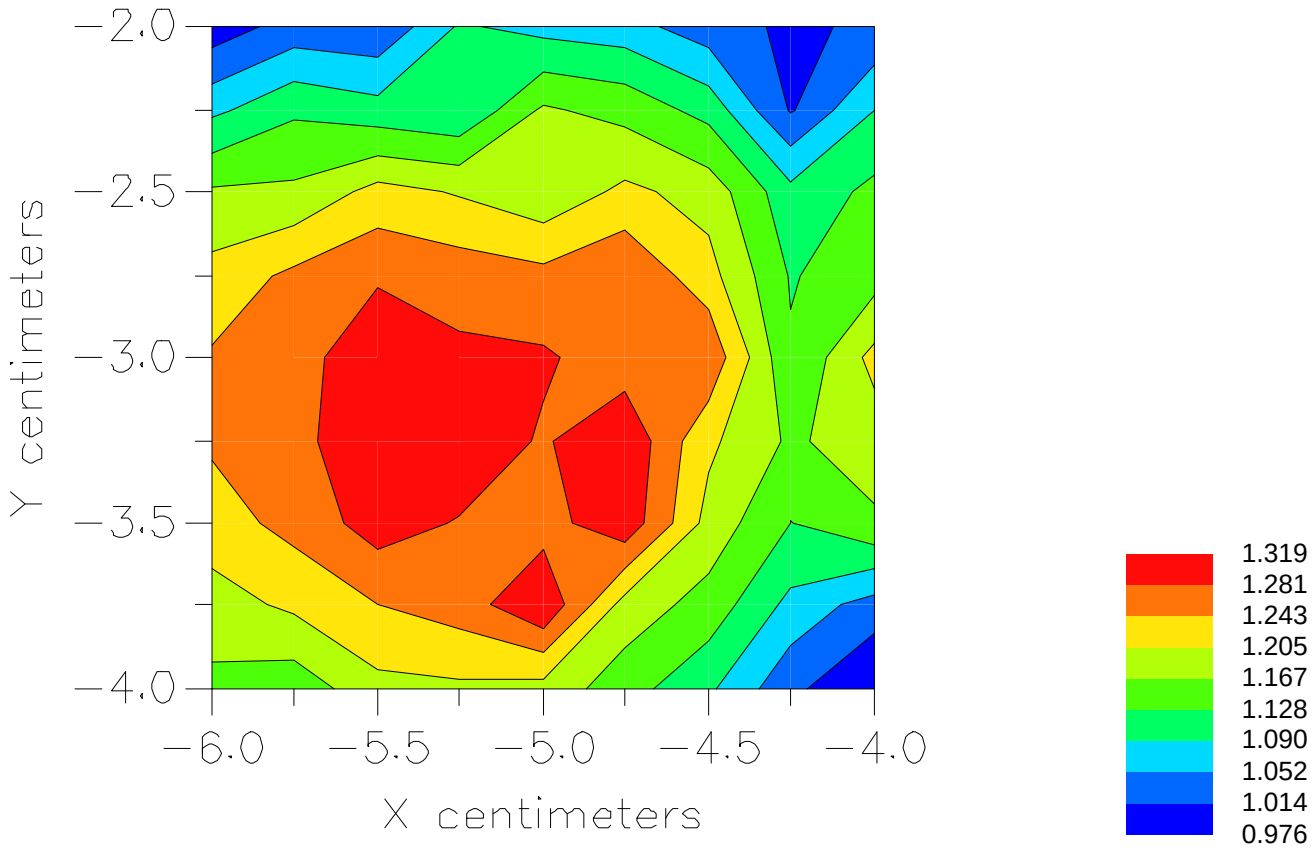

File : c:/idx3/SYSTEM/SARMEAS3/data/Normal/01062226_ZOOM.VLT
Start : 22-Jun-101 04:41:12 pm End : 22-Jun-101 04:54:14 pm

Radio Type : SAMSUNG
Model Number : SPH-I300
Serial Number : 1
Frequency : 848.97 MHz
Peak Trans. Pwr : 0.450 W
Start Trans. Pwr: 0.450 W
Antenna Type : Helical
Antenna Posn. : In
Phantom Type : Body
Phantom Posn. : Abdomen
Scan Type : ZOOM/SAR
Probe Name : PCTEST
Field Type : E Field
Orientation : 0 Degrees

Mixture Type = Muscle
Mixture Dielectric Constant = 51.700
Mixture Conductivity = 1.100

Comment :
SAMSUNG DUAL-BAND PHONE - FM MODE
CH 0799 Conducted 26.5 dBm
SAMSUNG DUAL-BAND PHONE - BODY SAR

Robot : PCTEST

Probe Offset = 0.25 cm
Sensor Factor = 0.0108
Conversion Factor = 0.894

PCTEST Amplifier Channel Settings : 0.166 0.135 0.132

Max Location : X = -0.750, Y = -0.750, Z = 0.000 (cm) Value = 12.399

Measured Values (volts) =

1.137E-002	9.486E-003	7.923E-003	6.885E-003	6.304E-003	5.949E-003
5.733E-003	5.511E-003	5.169E-003	4.742E-003	4.127E-003	3.414E-003
2.719E-003	2.188E-003	1.830E-003	1.764E-003	1.960E-003	2.277E-003
2.549E-003	2.684E-003	2.515E-003			

Calc. Voltage @ Surface (Vs) = 0.0136

Voltage @ 1.00 cm (Vt) = 0.0069

Ave. Voltage (Vs+Vt)/2 = 0.0102

Ave. SAR over 1 g (mW/g) = 0.8483

SAR Scan
File : 01062226_ZOOM
Start : 22-Jun-101 04:41:12 pm End : 22-Jun-101 04:54:14 pm
SAMSUNG/SPH-I300/1;848.97MHz;W;Helical/In;
Body/Abdomen;ZOOM/SAR;PCTEST/E Field/0 DegreesMuscle/51.700/1.100

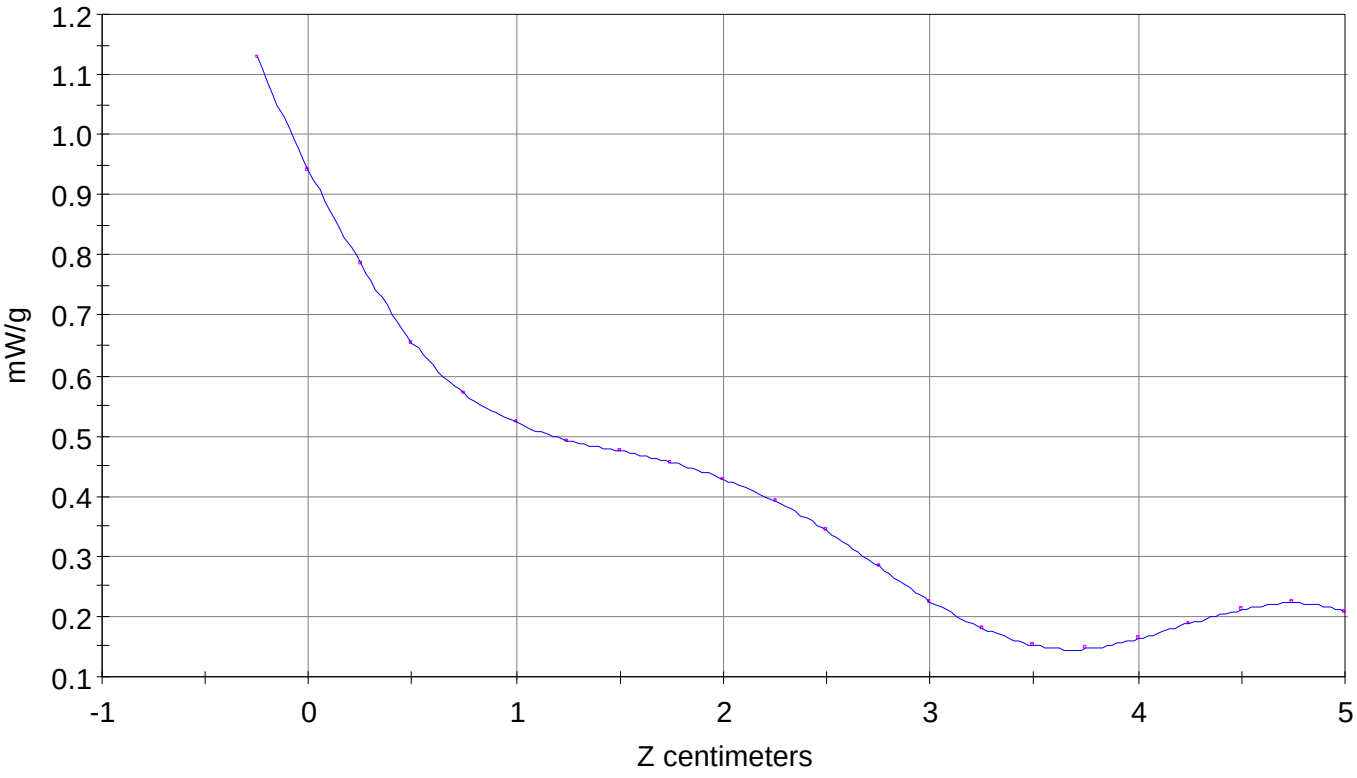

File : 01062226_ZOOM
Start : 22-Jun-101 04:41:12 pm End : 22-Jun-101 04:54:14 pm
SAMSUNG/SPH-I300/1;848.97MHz;W;Helical/In;
Body/Abdomen;ZOOM/SAR;PCTEST/E Field/0 DegreesMuscle/51.700/1.100

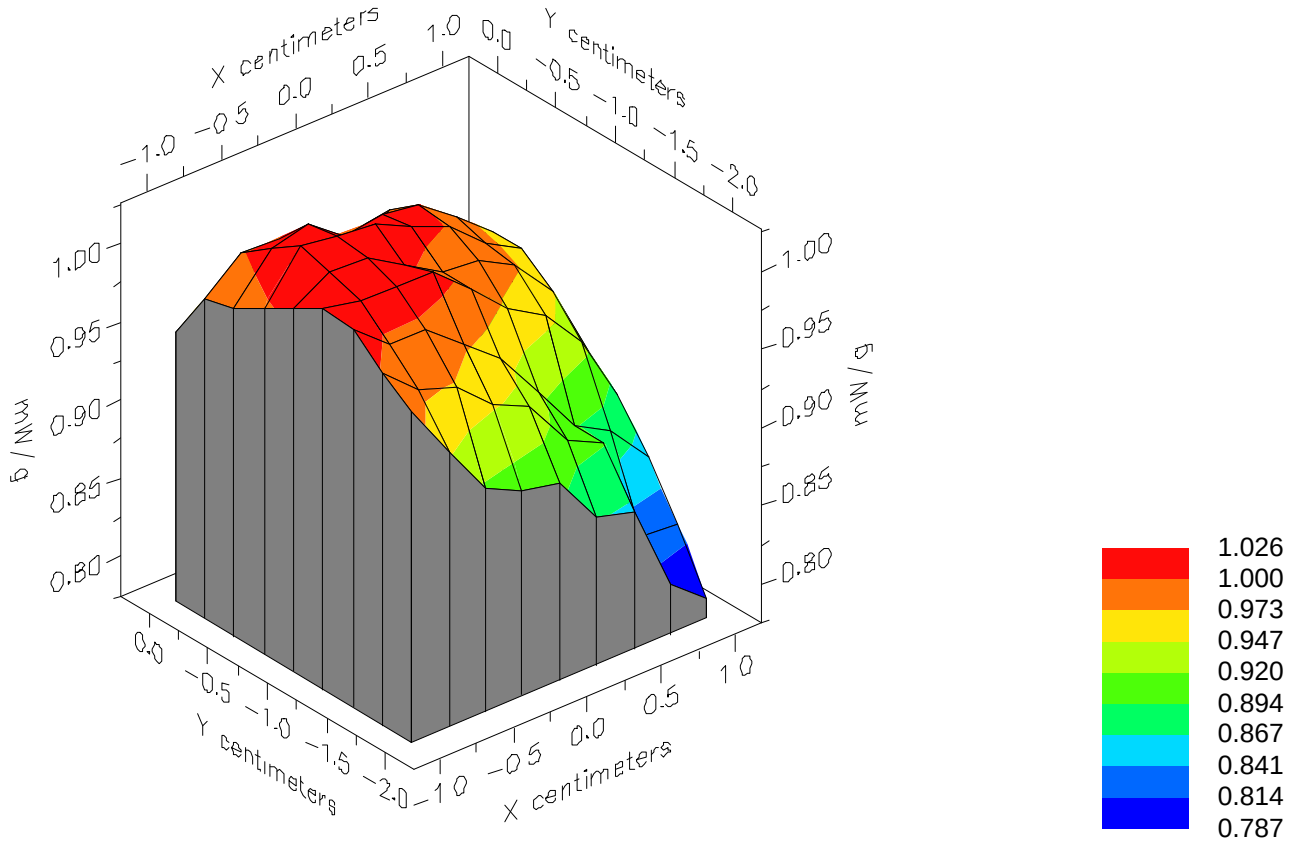

File : 01062226_ZOOM
Start : 22-Jun-101 04:41:12 pm End : 22-Jun-101 04:54:14 pm
SAMSUNG/SPH-I300/1;848.97MHz;W;Helical/In;
Body/Abdomen;ZOOM/SAR;PCTEST/E Field/0 DegreesMuscle/51.700/1.100

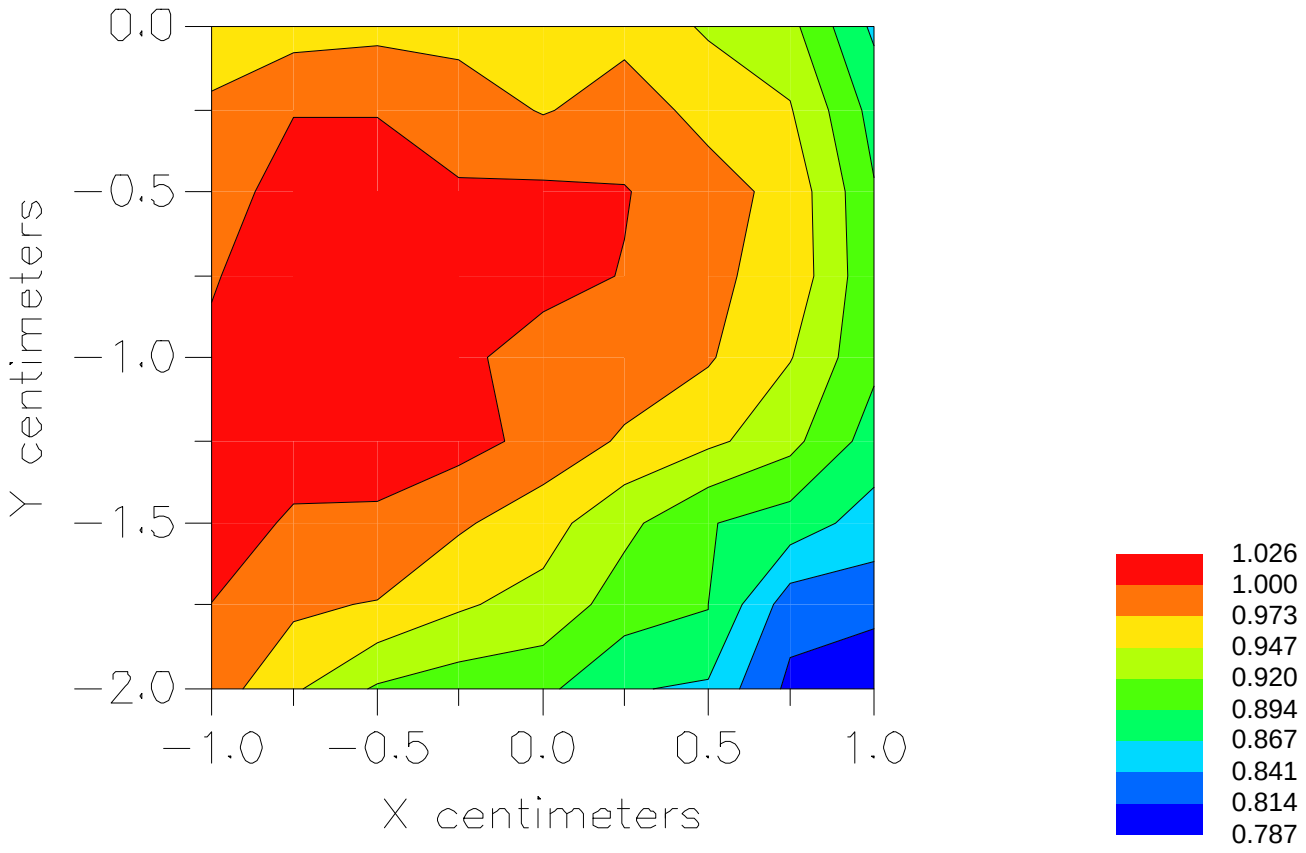

File : c:/idx3/SYSTEM/SARMEAS3/data/Normal/01062220_ZOOM.VLT
Start : 22-Jun-101 03:54:53 pm End : 22-Jun-101 04:05:33 pm

Radio Type : SAMSUNG
Model Number : SPH-I300
Serial Number : 1
Frequency : 848.97 MHz
Peak Trans. Pwr : 0.450 W
Start Trans. Pwr: 0.450 W
Antenna Type : Helical
Antenna Posn. : Out
Phantom Type : Body
Phantom Posn. : Abdomen
Scan Type : ZOOM/SAR
Probe Name : PCTEST
Field Type : E Field
Orientation : 0 Degrees

Mixture Type = Muscle
Mixture Dielectric Constant = 51.700
Mixture Conductivity = 1.100

Comment :
SAMSUNG DUAL-BAND PHONE - FM MODE
CH 0799 Conducted 26.5 dBm
SAMSUNG DUAL-BAND PHONE - BODY SAR

Robot : PCTEST

Probe Offset = 0.25 cm
Sensor Factor = 0.0108
Conversion Factor = 0.894

PCTEST Amplifier Channel Settings : 0.166 0.135 0.132

Max Location : X = -4.750, Y = -3.000, Z = 0.000 (cm) Value = 17.132

Measured Values (volts) =

1.239E-002	1.118E-002	1.040E-002	8.776E-003	7.354E-003	5.827E-003
4.080E-003	2.923E-003	2.240E-003	2.103E-003	2.839E-003	3.708E-003
4.594E-003	4.412E-003	3.869E-003	2.830E-003	1.721E-003	1.444E-003
1.400E-003	1.488E-003	1.337E-003			

Calc. Voltage @ Surface (Vs) = 0.0135

Voltage @ 1.00 cm (Vt) = 0.0088

Ave. Voltage (Vs+Vt)/2 = 0.0112

Ave. SAR over 1 g (mW/g) = 0.9232

SAR Scan
File : 01062220_ZOOM
Start : 22-Jun-101 03:54:53 pm End : 22-Jun-101 04:05:33 pm
SAMSUNG/SPH-I300/1;848.97MHz;W;Helical/Out;
Body/Abdomen;ZOOM/SAR;PCTEST/E Field/0 DegreesMuscle/51.700/1.100

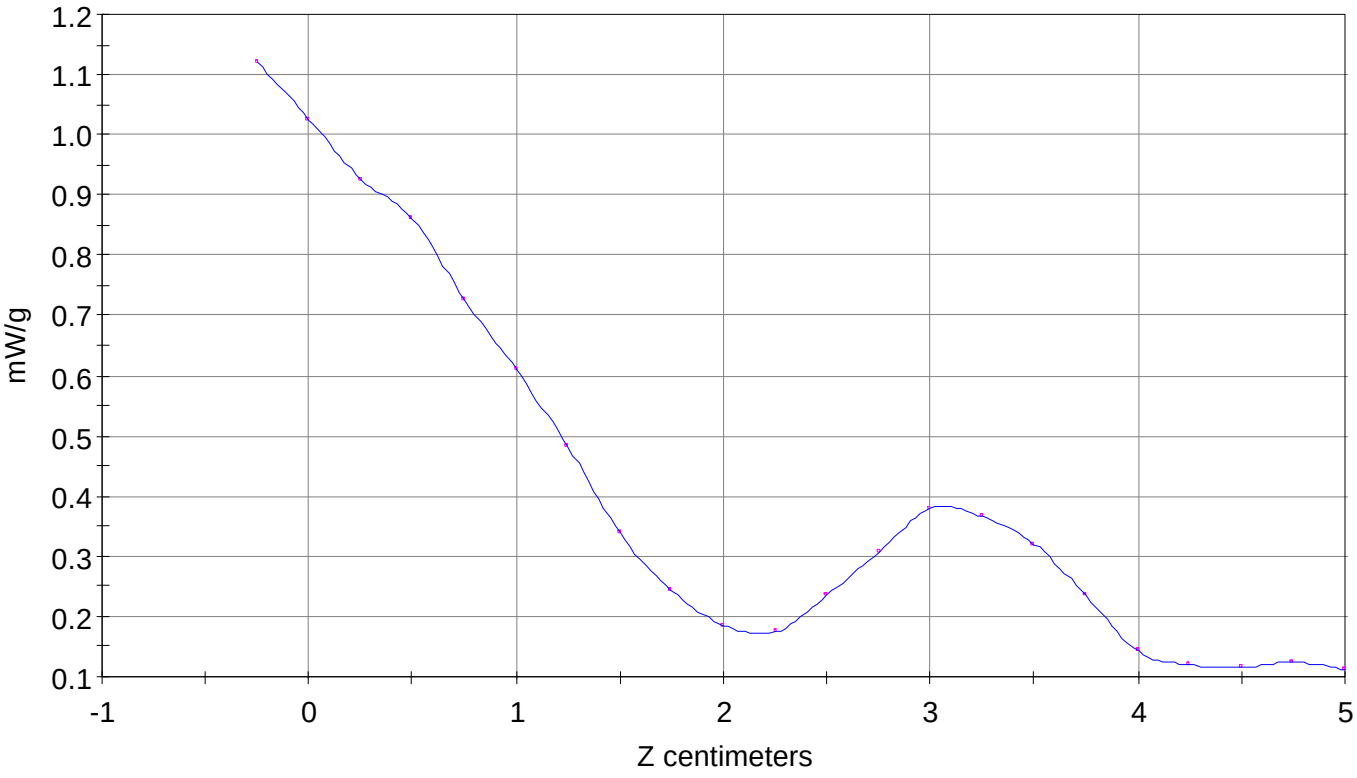

File : 01062220_ZOOM
Start : 22-Jun-101 03:54:53 pm End : 22-Jun-101 04:05:33 pm
SAMSUNG/SPH-I300/1;848.97MHz;W;Helical/Out;
Body/Abdomen;ZOOM/SAR;PCTEST/E Field/0 DegreesMuscle/51.700/1.100

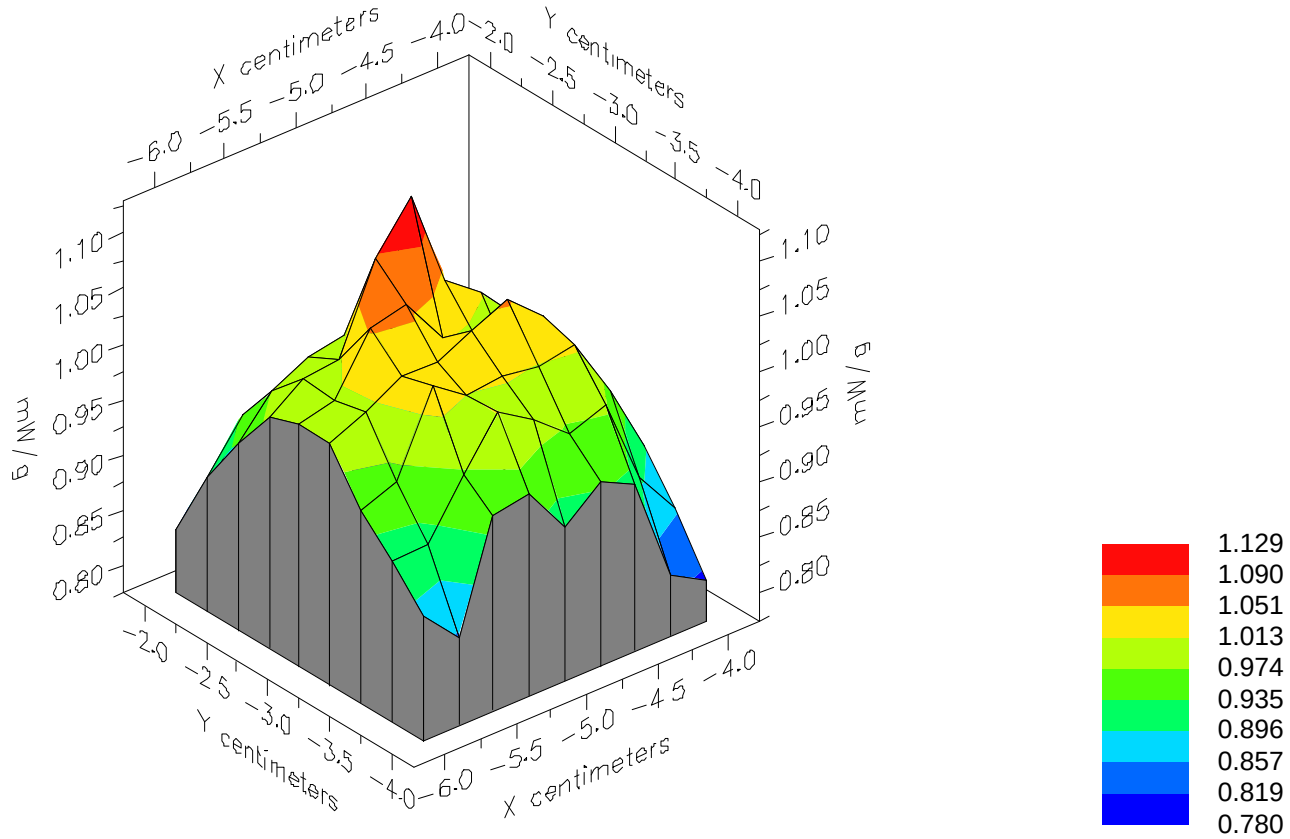

File : 01062220_ZOOM
Start : 22-Jun-101 03:54:53 pm End : 22-Jun-101 04:05:33 pm
SAMSUNG/SPH-I300/1;848.97MHz;W;Helical/Out;
Body/Abdomen;ZOOM/SAR;PCTEST/E Field/0 DegreesMuscle/51.700/1.100

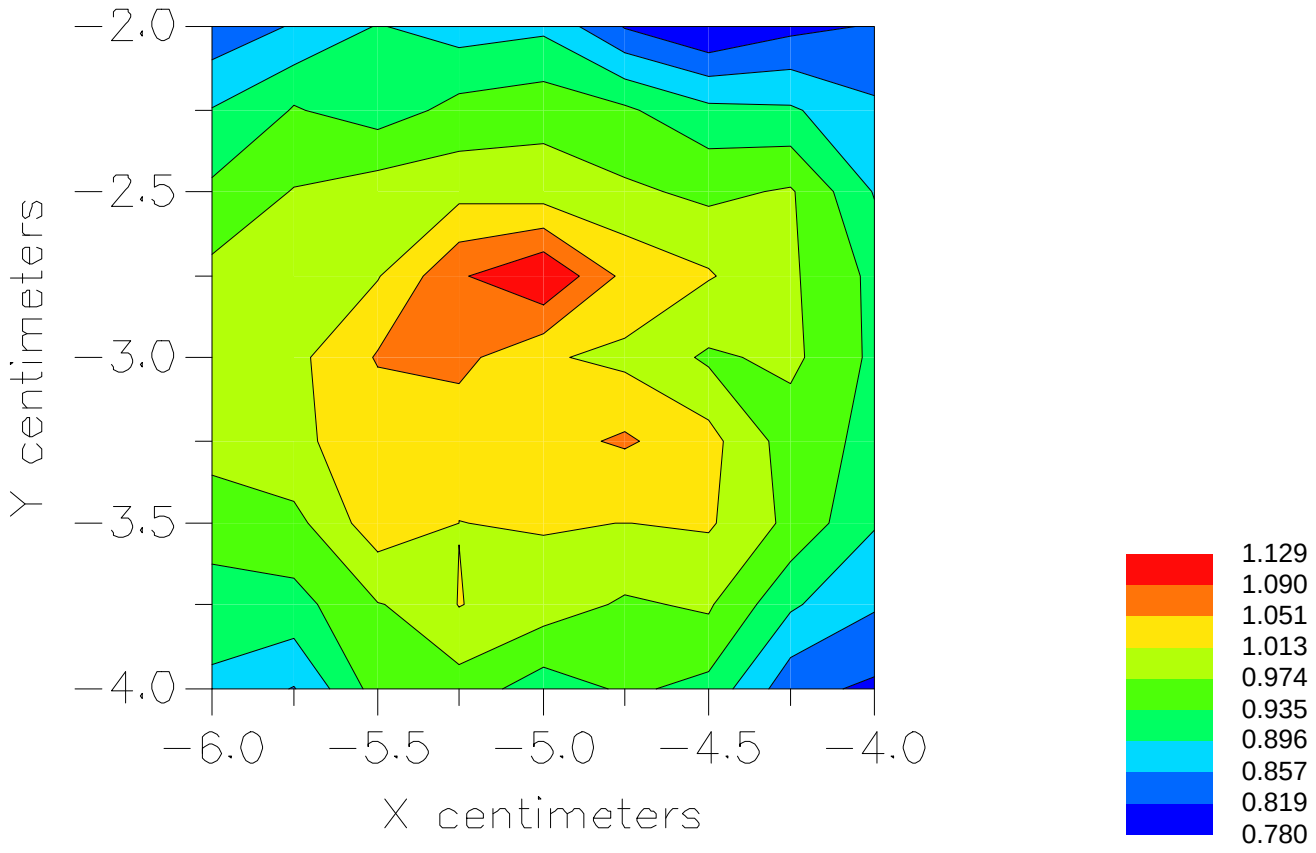

Peak SAR Location

1800 MHz Head SAR



File : c:/idx3/SYSTEM/SARMEAS3/data/Normal/01062136_ZOOM.VLT
Start : 21-Jun-101 03:55:35 pm End : 21-Jun-101 04:04:54 pm

Radio Type : SAMSUNG
Model Number : SPH-I300
Serial Number : 1
Frequency : 1851.25 MHz
Peak Trans. Pwr : 0.200 W
Start Trans. Pwr: 0.200 W
Antenna Type : Helical
Antenna Posn. : In
Phantom Type : Head
Phantom Posn. : Left Ear
Scan Type : ZOOM/SAR
Probe Name : PCTEST
Field Type : E Field
Orientation : 0 Degrees

Mixture Type = Brain
Mixture Dielectric Constant = 40.400
Mixture Conductivity = 1.820

Comment :
SAMSUNG DUAL-BAND PHONE - PCS MODE
CH 0025 Conducted 23.0 dBm
SAMSUNG DUAL-BAND PHONE - HEAD SAR

Robot : PCTEST

Probe Offset = 0.25 cm
Sensor Factor = 0.0108
Conversion Factor = 1.201

PCTEST Amplifier Channel Settings : 0.245 0.231 0.224

Max Location : X = 0.250, Y = -2.250, Z = 0.000 (cm) Value = 15.259

Measured Values (volts) =

1.464E-002	1.024E-002	7.280E-003	5.411E-003	5.338E-003	3.120E-003
2.387E-003	2.514E-003	1.502E-003	1.181E-003	9.980E-004	9.428E-004
6.535E-004	5.213E-004	4.938E-004	4.977E-004	4.796E-004	4.189E-004
3.853E-004	3.426E-004	3.525E-004			

Calc. Voltage @ Surface (Vs) = 0.0208

Voltage @ 1.00 cm (Vt) = 0.0054

Ave. Voltage (Vs+Vt)/2 = 0.0131

Ave. SAR over 1 g (mW/g) = 1.4553

SAR Scan
File : 01062136_ZOOM
Start : 21-Jun-101 03:55:35 pm End : 21-Jun-101 04:04:54 pm
SAMSUNG/SPH-I300/1;1851.25MHz;W;Helical/In;
Head/Left Ear;ZOOM/SAR;PCTEST/E Field/0 DegreesBrain/40.400/1.820

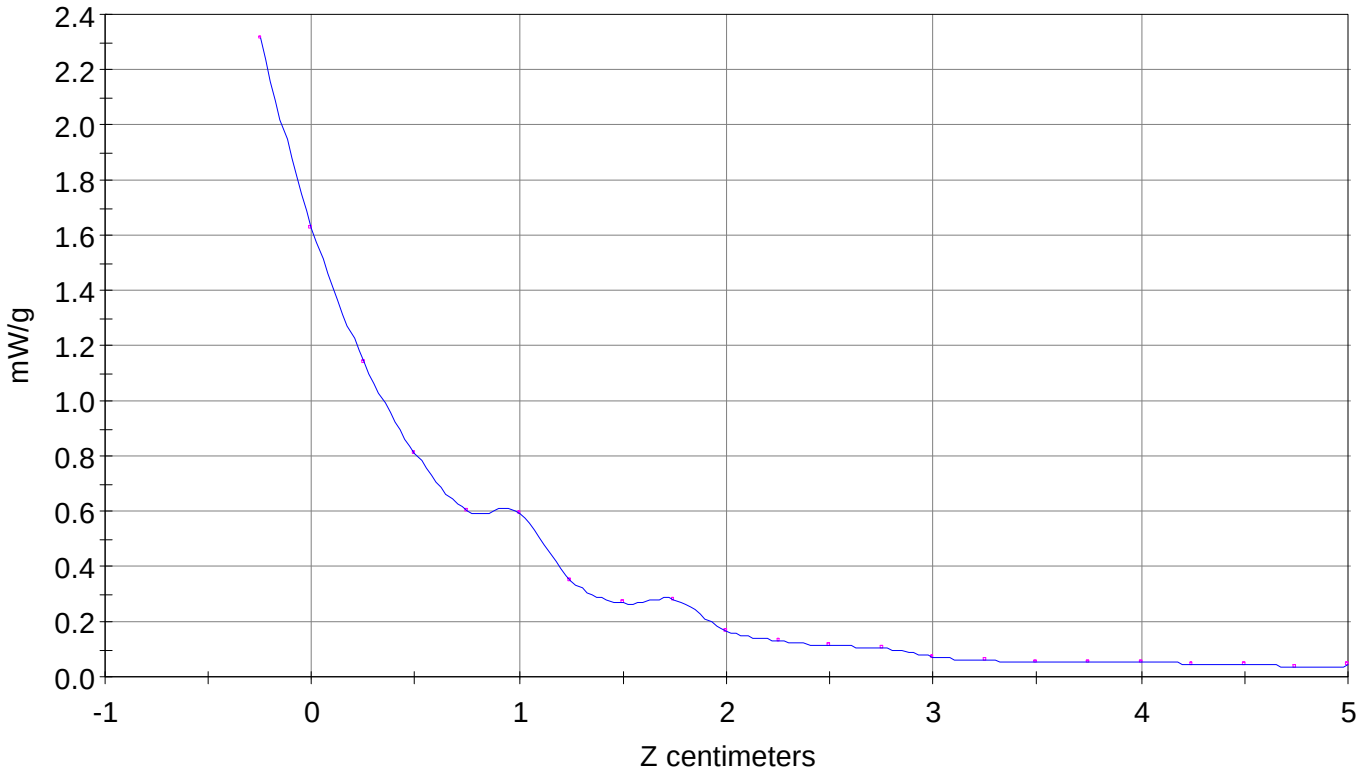

File : 01062136_ZOOM
Start : 21-Jun-101 03:55:35 pm End : 21-Jun-101 04:04:54 pm
SAMSUNG/SPH-I300/1;1851.25MHz;W;Helical/In;
Head/Left Ear;ZOOM/SAR;PCTEST/E Field/0 DegreesBrain/40.400/1.820

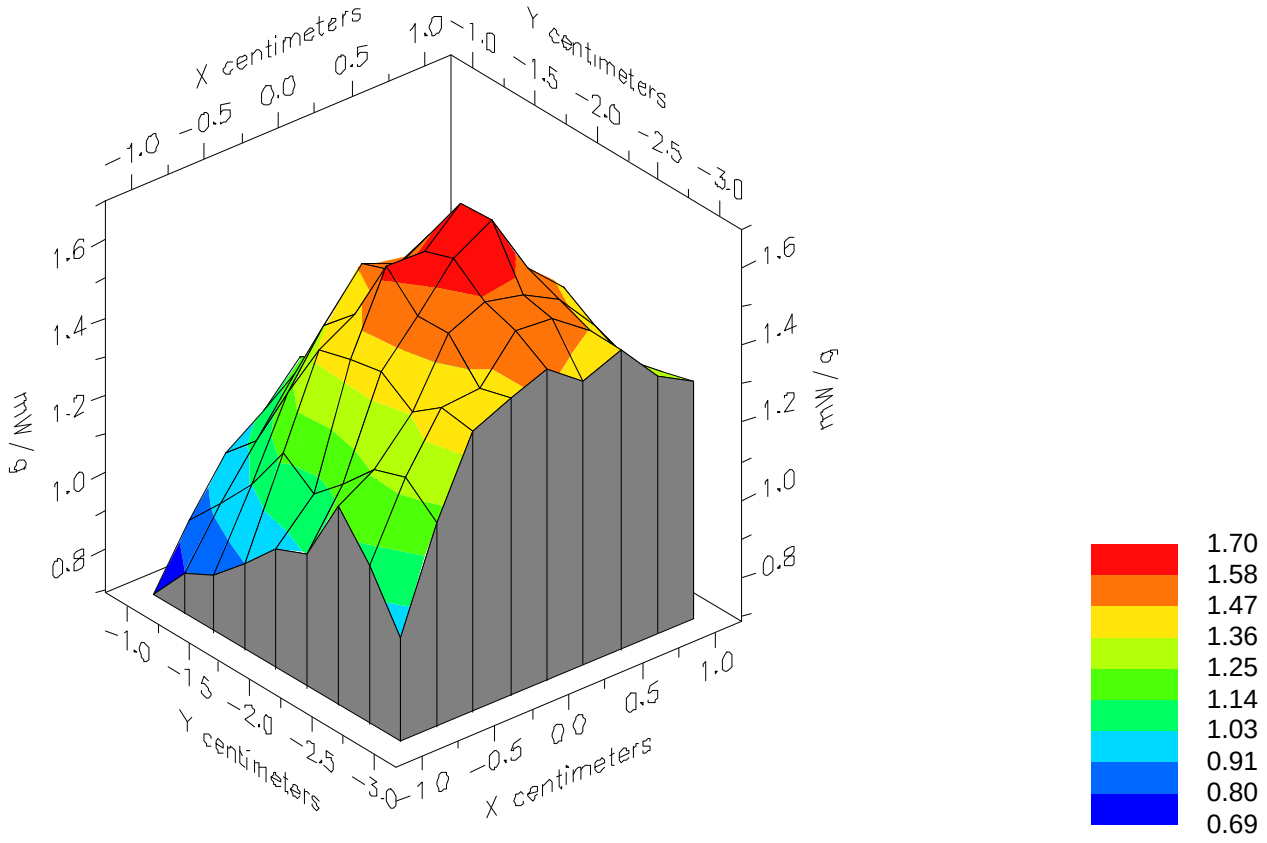

File : 01062136_ZOOM
Start : 21-Jun-101 03:55:35 pm End : 21-Jun-101 04:04:54 pm
SAMSUNG/SPH-I300/1;1851.25MHz;W;Helical/In;
Head/Left Ear;ZOOM/SAR;PCTEST/E Field/0 DegreesBrain/40.400/1.820

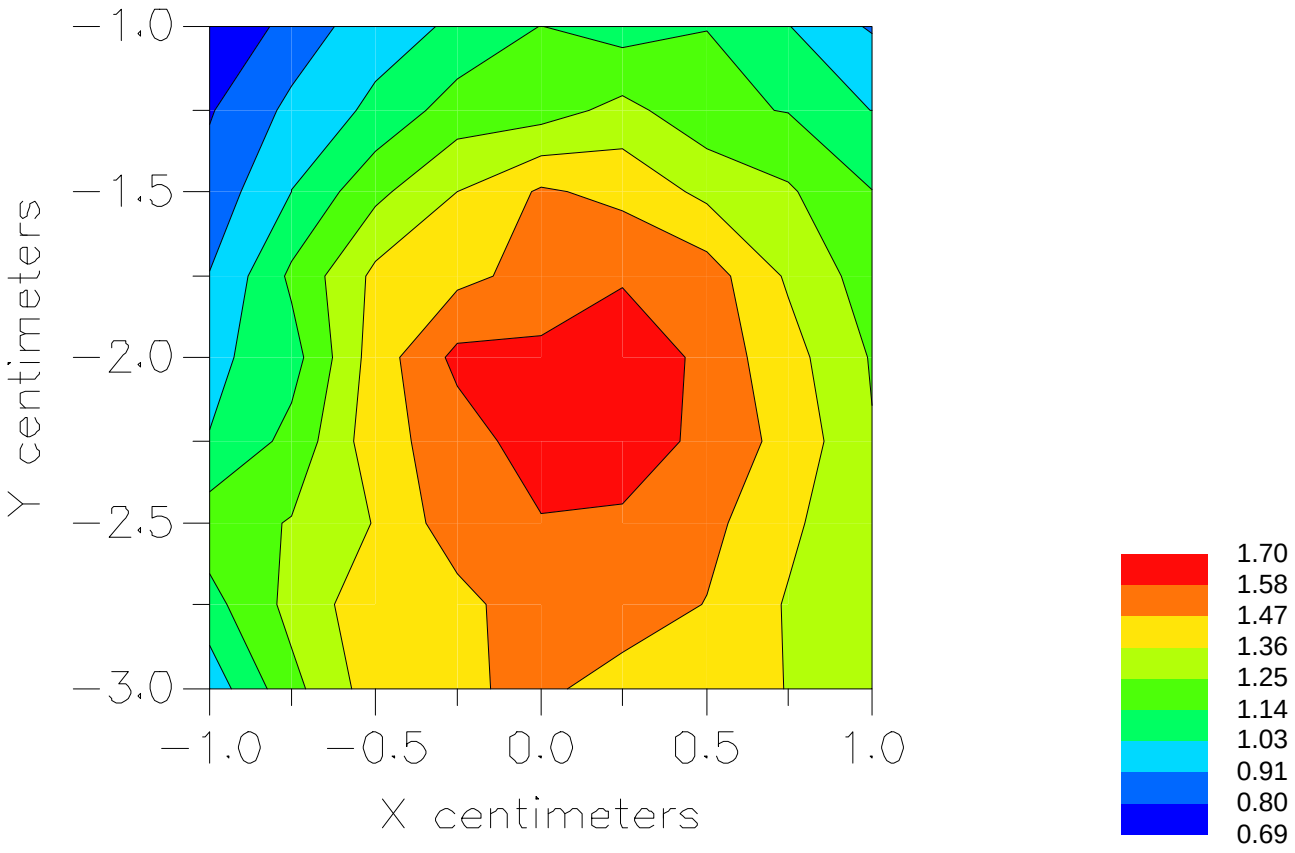

File : c:/idx3/SYSTEM/SARMEAS3/data/Normal/01062128_ZOOM.VLT
Start : 21-Jun-101 02:50:18 pm End : 21-Jun-101 02:59:37 pm

Radio Type : SAMSUNG
Model Number : SPH-I300
Serial Number : 1
Frequency : 1851.25 MHz
Peak Trans. Pwr : 0.200 W
Start Trans. Pwr: 0.200 W
Antenna Type : Helical
Antenna Posn. : Out
Phantom Type : Head
Phantom Posn. : Left Ear
Scan Type : ZOOM/SAR
Probe Name : PCTEST
Field Type : E Field
Orientation : 0 Degrees

Mixture Type = Brain
Mixture Dielectric Constant = 40.400
Mixture Conductivity = 1.820

Comment :
SAMSUNG DUAL-BAND PHONE - PCS MODE
CH 0025 Conducted 23.0 dBm
SAMSUNG DUAL-BAND PHONE - HEAD SAR

Robot : PCTEST

Probe Offset = 0.25 cm
Sensor Factor = 0.0108
Conversion Factor = 1.201

PCTEST Amplifier Channel Settings : 0.245 0.231 0.224

Max Location : X = 0.000, Y = -2.500, Z = 0.000 (cm) Value = 13.954

Measured Values (volts) =

1.155E-002	8.442E-003	6.229E-003	4.525E-003	3.686E-003	2.630E-003
1.978E-003	1.718E-003	1.193E-003	1.047E-003	7.705E-004	6.048E-004
6.502E-004	4.584E-004	4.188E-004	3.735E-004	3.763E-004	3.013E-004
3.393E-004	3.344E-004	4.782E-004			

Calc. Voltage @ Surface (Vs) = 0.0157

Voltage @ 1.00 cm (Vt) = 0.0045

Ave. Voltage (Vs+Vt)/2 = 0.0101

Ave. SAR over 1 g (mW/g) = 1.1264

SAR Scan
File : 01062128_ZOOM
Start : 21-Jun-101 02:50:18 pm End : 21-Jun-101 02:59:37 pm
SAMSUNG/SPH-I300/1;1851.25MHz;W;Helical/Out;
Head/Left Ear;ZOOM/SAR;PCTEST/E Field/0 DegreesBrain/40.400/1.820

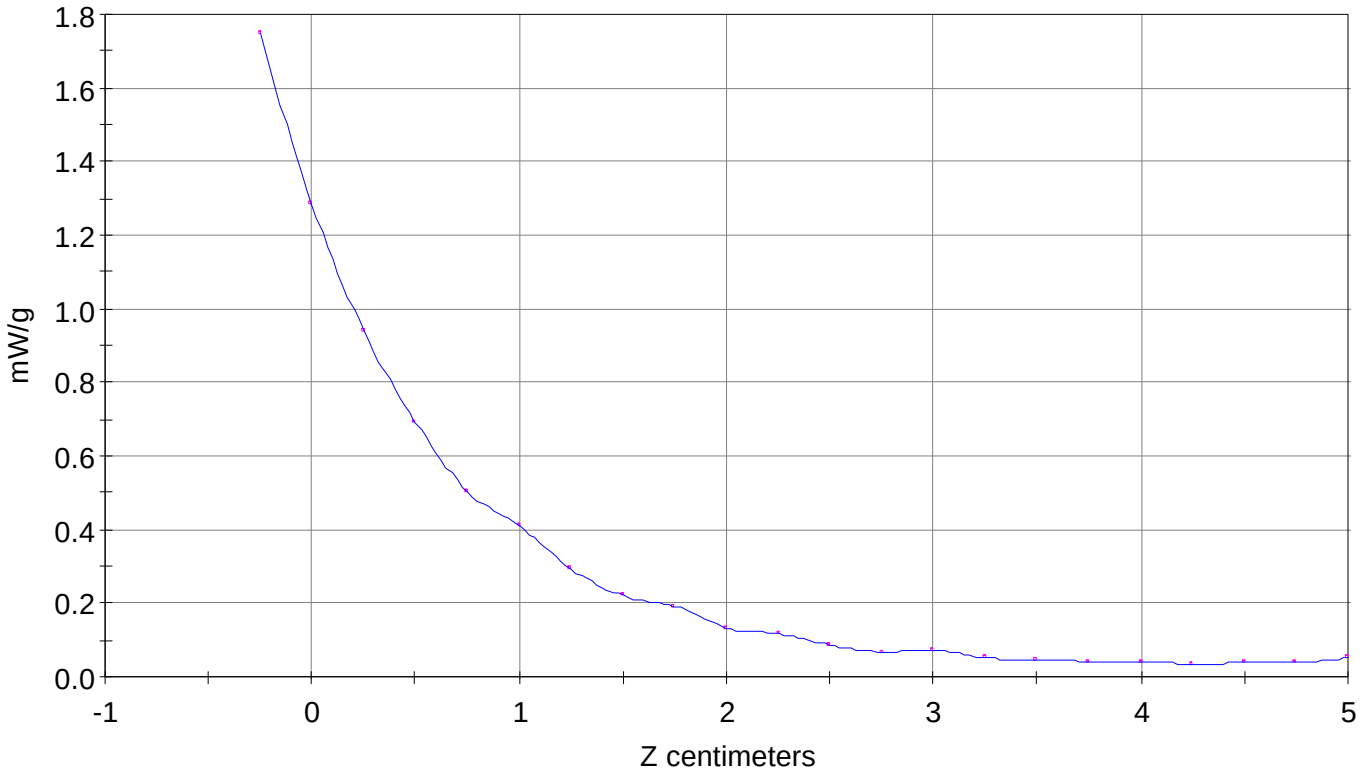

File : 01062128_ZOOM
Start : 21-Jun-101 02:50:18 pm End : 21-Jun-101 02:59:37 pm
SAMSUNG/SPH-I300/1;1851.25MHz;W;Helical/Out;
Head/Left Ear;ZOOM/SAR;PCTEST/E Field/0 DegreesBrain/40.400/1.820

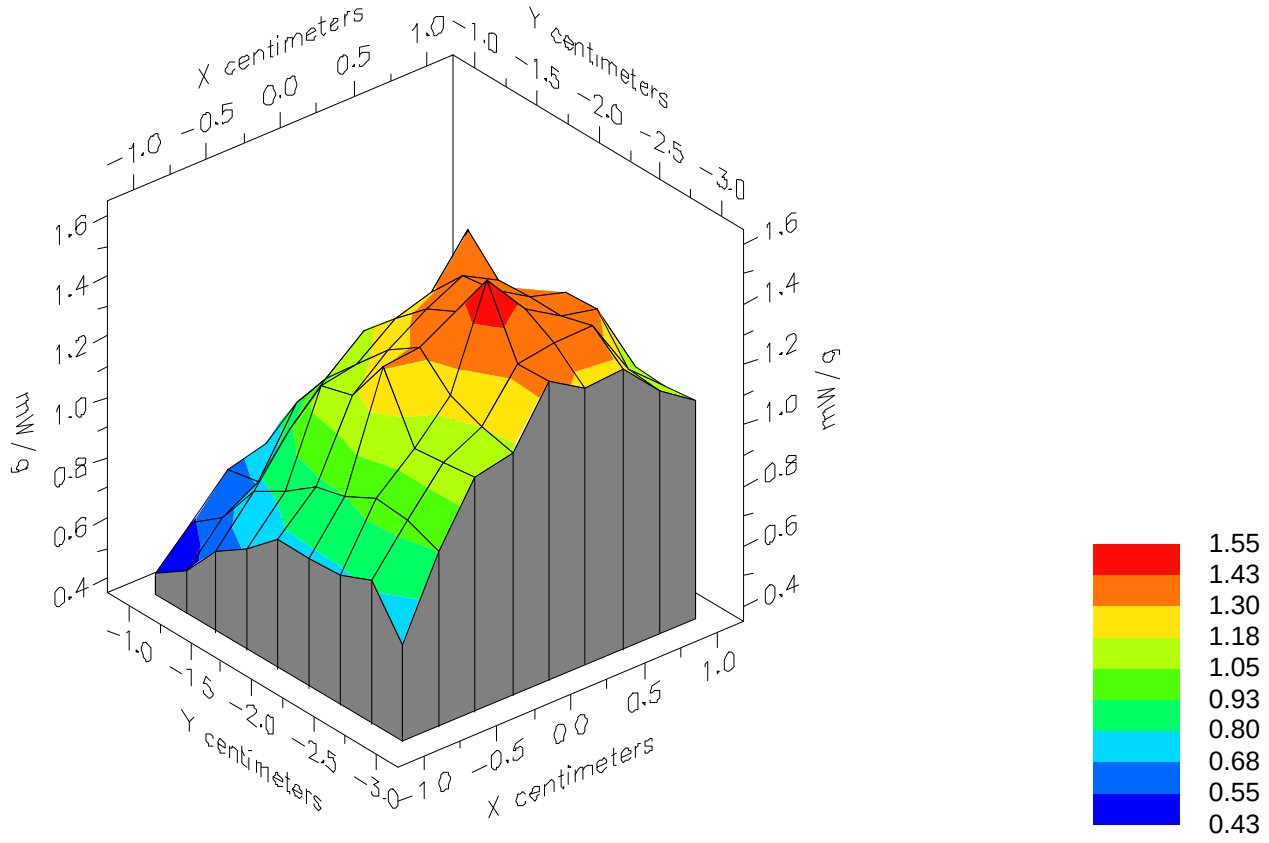

File : 01062128_ZOOM
Start : 21-Jun-101 02:50:18 pm End : 21-Jun-101 02:59:37 pm
SAMSUNG/SPH-I300/1;1851.25MHz;W;Helical/Out;
Head/Left Ear;ZOOM/SAR;PCTEST/E Field/0 DegreesBrain/40.400/1.820

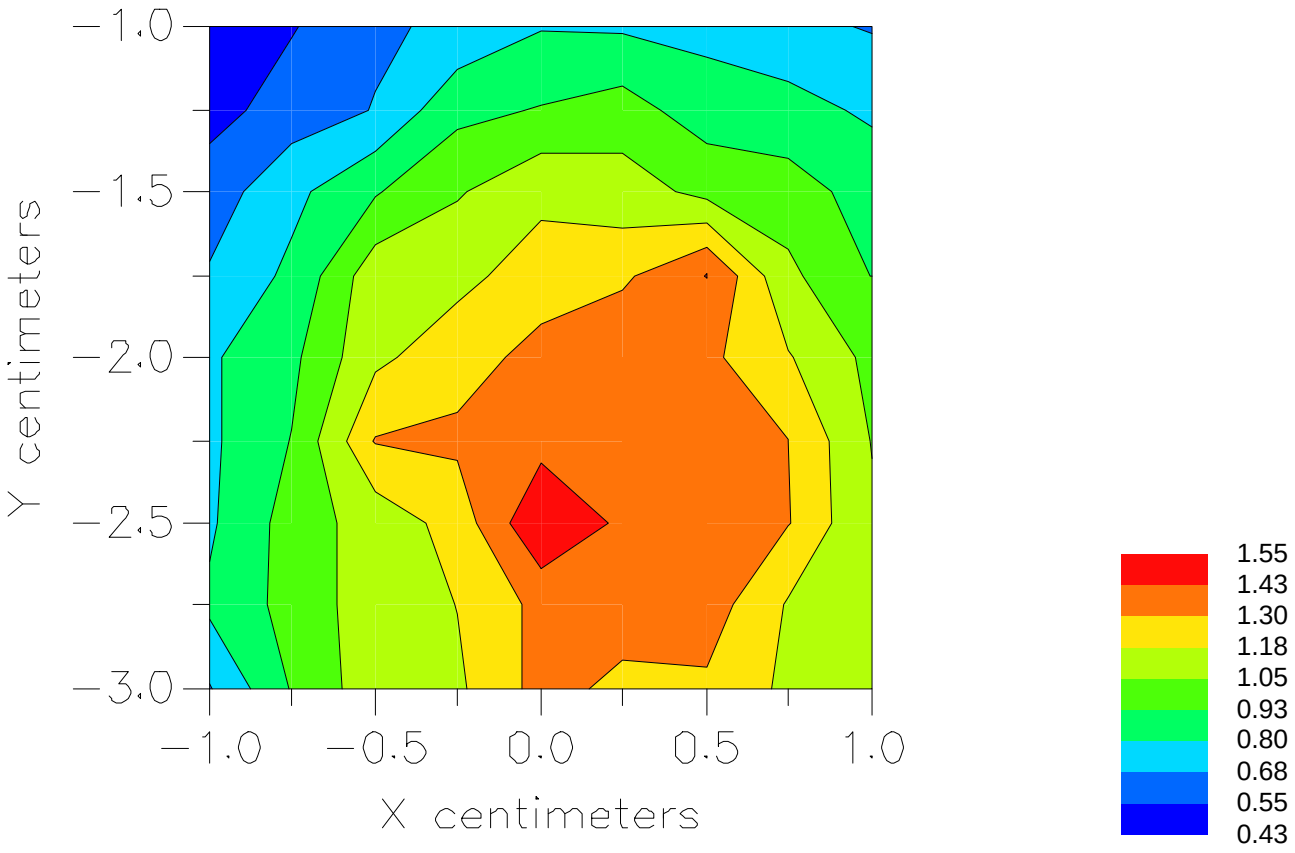

File : c:/idx3/SYSTEM/SARMEAS3/data/Normal/01062112_ZOOM.VLT
Start : 21-Jun-101 12:23:43 pm End : 21-Jun-101 12:33:00 pm

Radio Type : SAMSUNG
Model Number : SPH-I300
Serial Number : 1
Frequency : 1880.00 MHz
Peak Trans. Pwr : 0.200 W
Start Trans. Pwr: 0.200 W
Antenna Type : Helical
Antenna Posn. : In
Phantom Type : Head
Phantom Posn. : Left Ear
Scan Type : ZOOM/SAR
Probe Name : PCTEST
Field Type : E Field
Orientation : 0 Degrees

Mixture Type = Brain
Mixture Dielectric Constant = 40.400
Mixture Conductivity = 1.820

Comment :
SAMSUNG DUAL-BAND PHONE - PCS MODE
CH 0600 Conducted 23.0 dBm
SAMSUNG DUAL-BAND PHONE - HEAD SAR

Robot : PCTEST

Probe Offset = 0.25 cm
Sensor Factor = 0.0108
Conversion Factor = 1.201

PCTEST Amplifier Channel Settings : 0.245 0.231 0.224

Max Location : X = 0.000, Y = -2.000, Z = 0.000 (cm) Value = 12.012

Measured Values (volts) =

1.186E-002	8.779E-003	6.147E-003	4.438E-003	3.477E-003	2.576E-003
2.043E-003	1.638E-003	1.298E-003	1.103E-003	9.504E-004	8.282E-004
8.076E-004	7.708E-004	9.875E-004	9.305E-004	6.018E-004	7.290E-004
7.495E-004	6.036E-004	6.094E-004			

Calc. Voltage @ Surface (Vs) = 0.0165

Voltage @ 1.00 cm (Vt) = 0.0044

Ave. Voltage (Vs+Vt)/2 = 0.0105

Ave. SAR over 1 g (mW/g) = 1.1631

SAR Scan
File : 01062112_ZOOM
Start : 21-Jun-101 12:23:43 pm End : 21-Jun-101 12:33:00 pm
SAMSUNG/SPH-I300/1;1880.00MHz;W;Helical/In;
Head/Left Ear;ZOOM/SAR;PCTEST/E Field/0 DegreesBrain/40.400/1.820

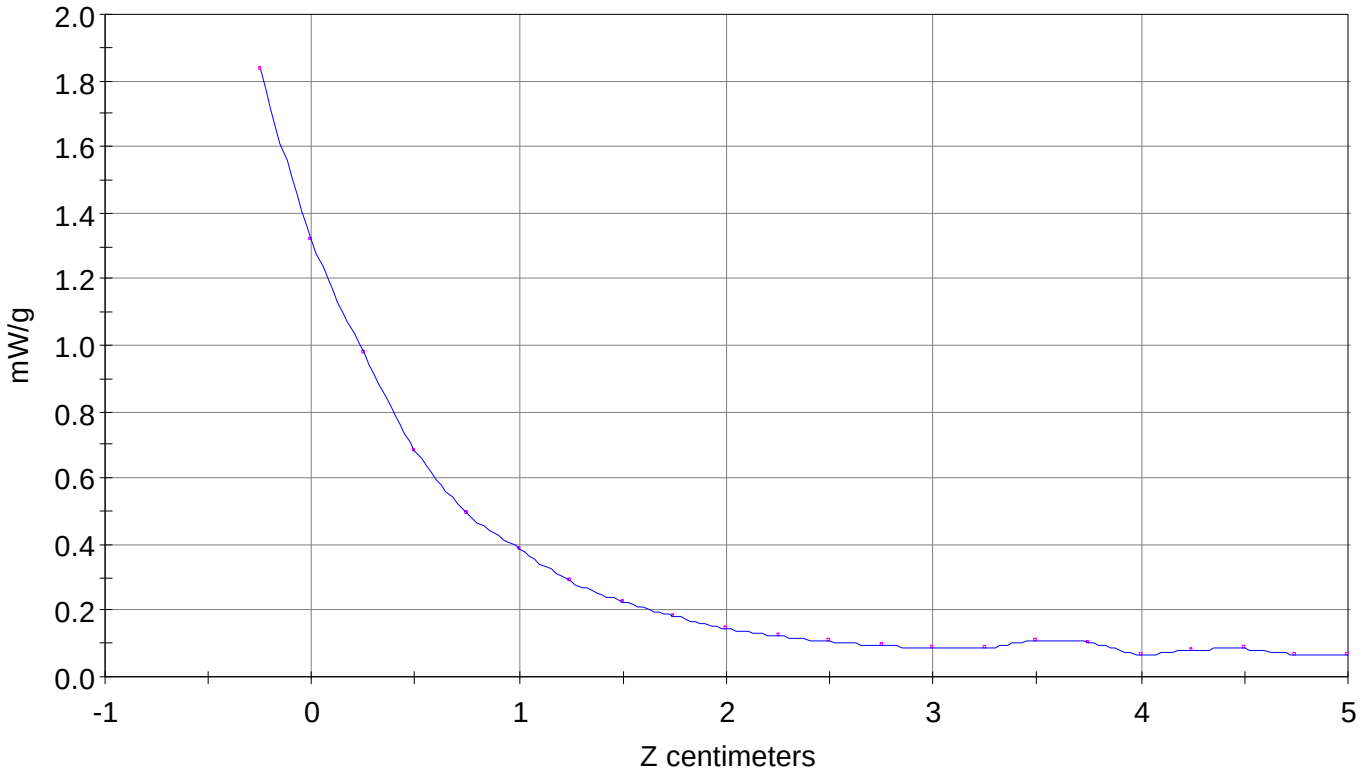

File : 01062112_ZOOM
Start : 21-Jun-101 12:23:43 pm End : 21-Jun-101 12:33:00 pm
SAMSUNG/SPH-I300/1;1880.00MHz;W;Helical/In;
Head/Left Ear;ZOOM/SAR;PCTEST/E Field/0 DegreesBrain/40.400/1.820

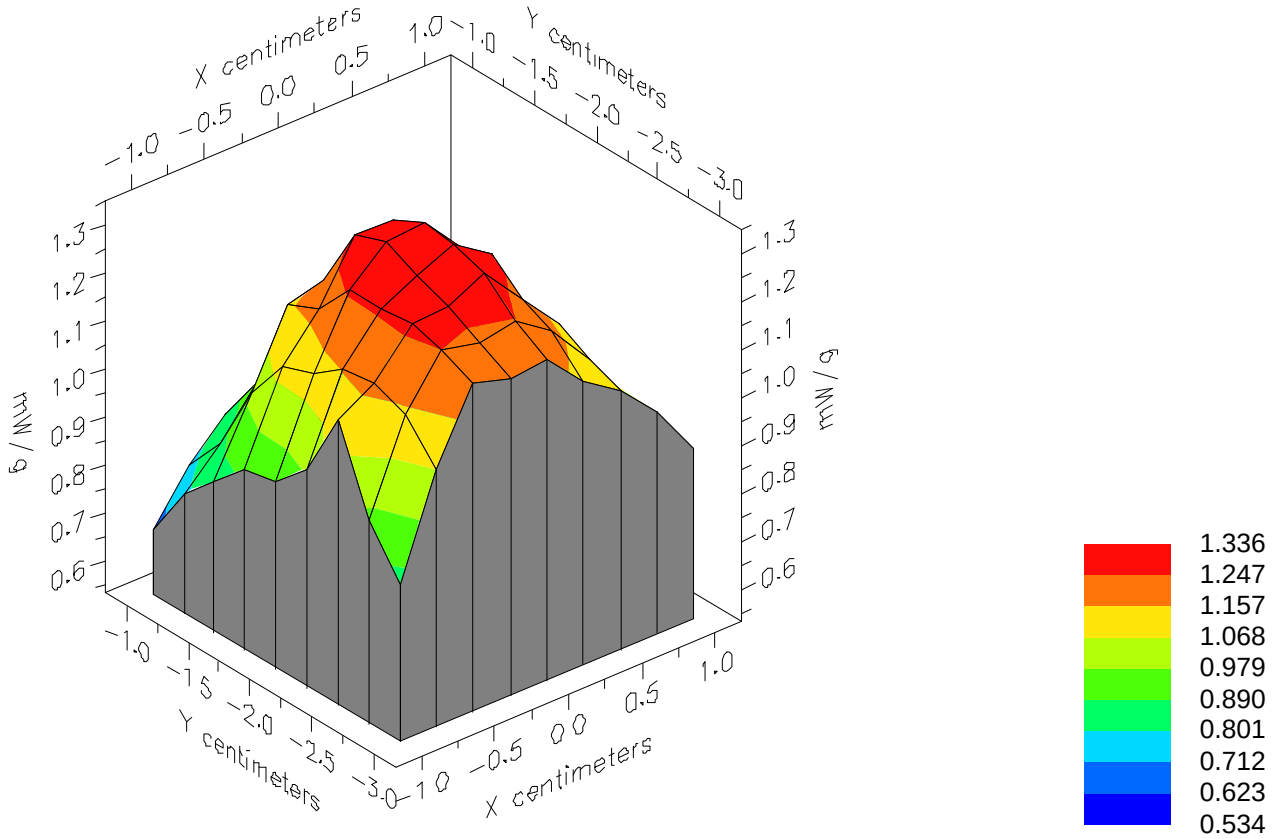

File : 01062112_ZOOM
Start : 21-Jun-101 12:23:43 pm End : 21-Jun-101 12:33:00 pm
SAMSUNG/SPH-I300/1;1880.00MHz;W;Helical/In;
Head/Left Ear;ZOOM/SAR;PCTEST/E Field/0 DegreesBrain/40.400/1.820

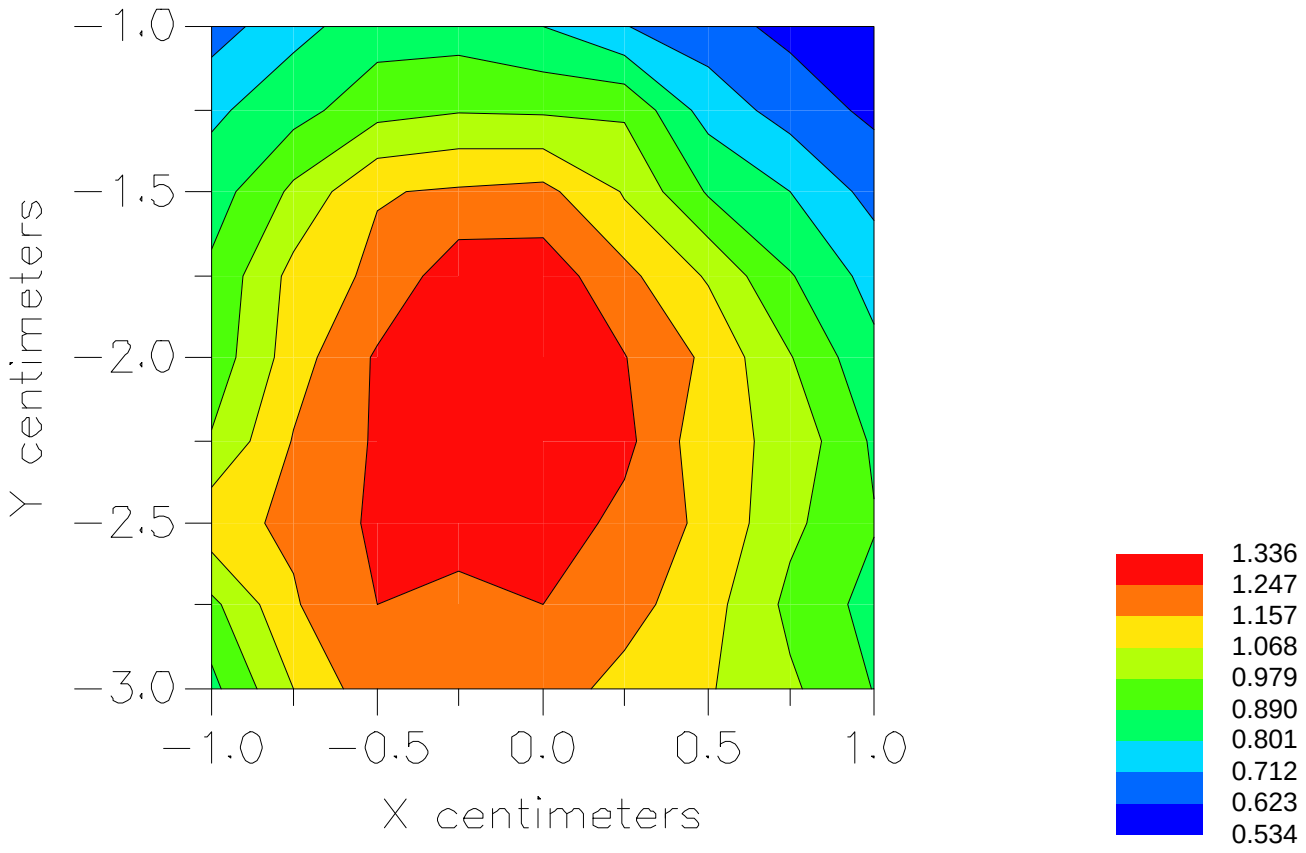

File : c:/idx3/SYSTEM/SARMEAS3/data/Normal/01062113_ZOOM.VLT
Start : 21-Jun-101 12:40:34 pm End : 21-Jun-101 12:49:53 pm

Radio Type : SAMSUNG
Model Number : SPH-I300
Serial Number : 1
Frequency : 1880.00 MHz
Peak Trans. Pwr : 0.200 W
Start Trans. Pwr: 0.200 W
Antenna Type : Helical
Antenna Posn. : Out
Phantom Type : Head
Phantom Posn. : Left Ear
Scan Type : ZOOM/SAR
Probe Name : PCTEST
Field Type : E Field
Orientation : 0 Degrees

Mixture Type = Brain
Mixture Dielectric Constant = 40.400
Mixture Conductivity = 1.820

Comment :
SAMSUNG DUAL-BAND PHONE - PCS MODE
CH 0600 Conducted 23.0 dBm
SAMSUNG DUAL-BAND PHONE - HEAD SAR

Robot : PCTEST

Probe Offset = 0.25 cm
Sensor Factor = 0.0108
Conversion Factor = 1.201

PCTEST Amplifier Channel Settings : 0.245 0.231 0.224

Max Location : X = 0.250, Y = -2.250, Z = 0.000 (cm) Value = 11.066

Measured Values (volts) =

1.108E-002	7.853E-003	5.549E-003	4.226E-003	3.168E-003	2.566E-003
1.958E-003	1.588E-003	1.304E-003	1.432E-003	1.042E-003	8.250E-004
9.303E-004	9.554E-004	1.022E-003	7.073E-004	6.800E-004	6.268E-004
6.939E-004	8.099E-004	6.064E-004			

Calc. Voltage @ Surface (Vs) = 0.0156

Voltage @ 1.00 cm (Vt) = 0.0042

Ave. Voltage (Vs+Vt)/2 = 0.0099

Ave. SAR over 1 g (mW/g) = 1.1051

SAR Scan
File : 01062113_ZOOM
Start : 21-Jun-101 12:40:34 pm End : 21-Jun-101 12:49:53 pm
SAMSUNG/SPH-I300/1;1880.00MHz;W;Helical/Out;
Head/Left Ear;ZOOM/SAR;PCTEST/E Field/0 DegreesBrain/40.400/1.820

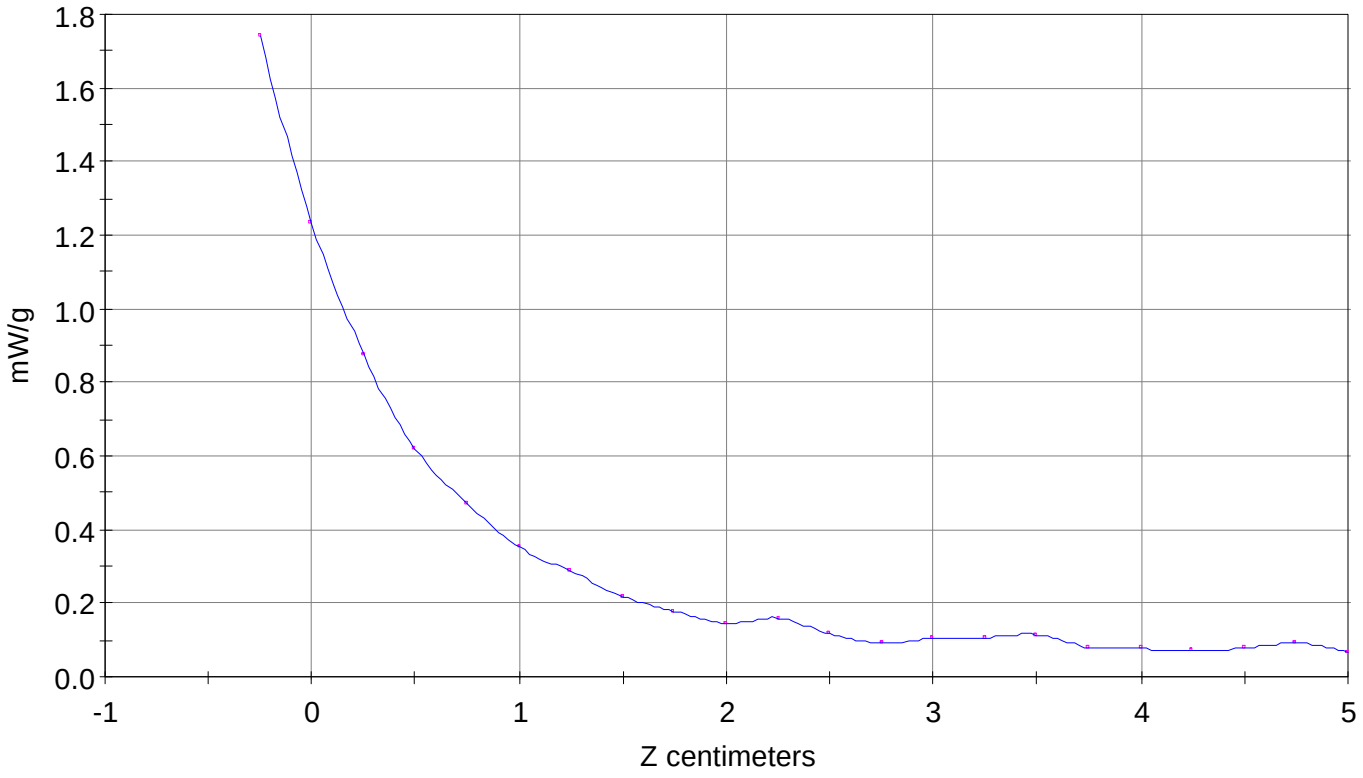

File : 01062113_ZOOM
Start : 21-Jun-101 12:40:34 pm End : 21-Jun-101 12:49:53 pm
SAMSUNG/SPH-I300/1;1880.00MHz;W;Helical/Out;
Head/Left Ear;ZOOM/SAR;PCTEST/E Field/0 DegreesBrain/40.400/1.820

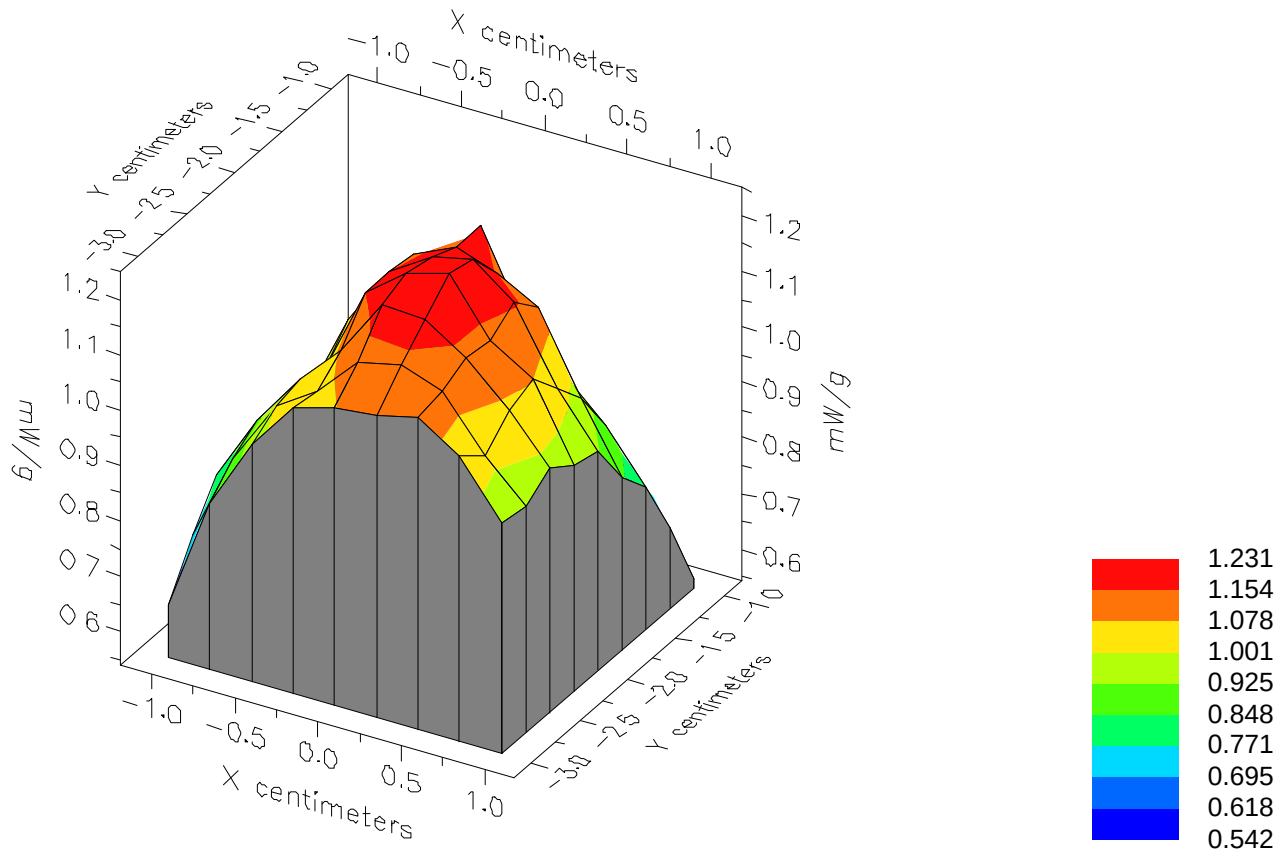

File : 01062113_ZOOM
Start : 21-Jun-101 12:40:34 pm End : 21-Jun-101 12:49:53 pm
SAMSUNG/SPH-I300/1;1880.00MHz;W;Helical/Out;
Head/Left Ear;ZOOM/SAR;PCTEST/E Field/0 DegreesBrain/40.400/1.820

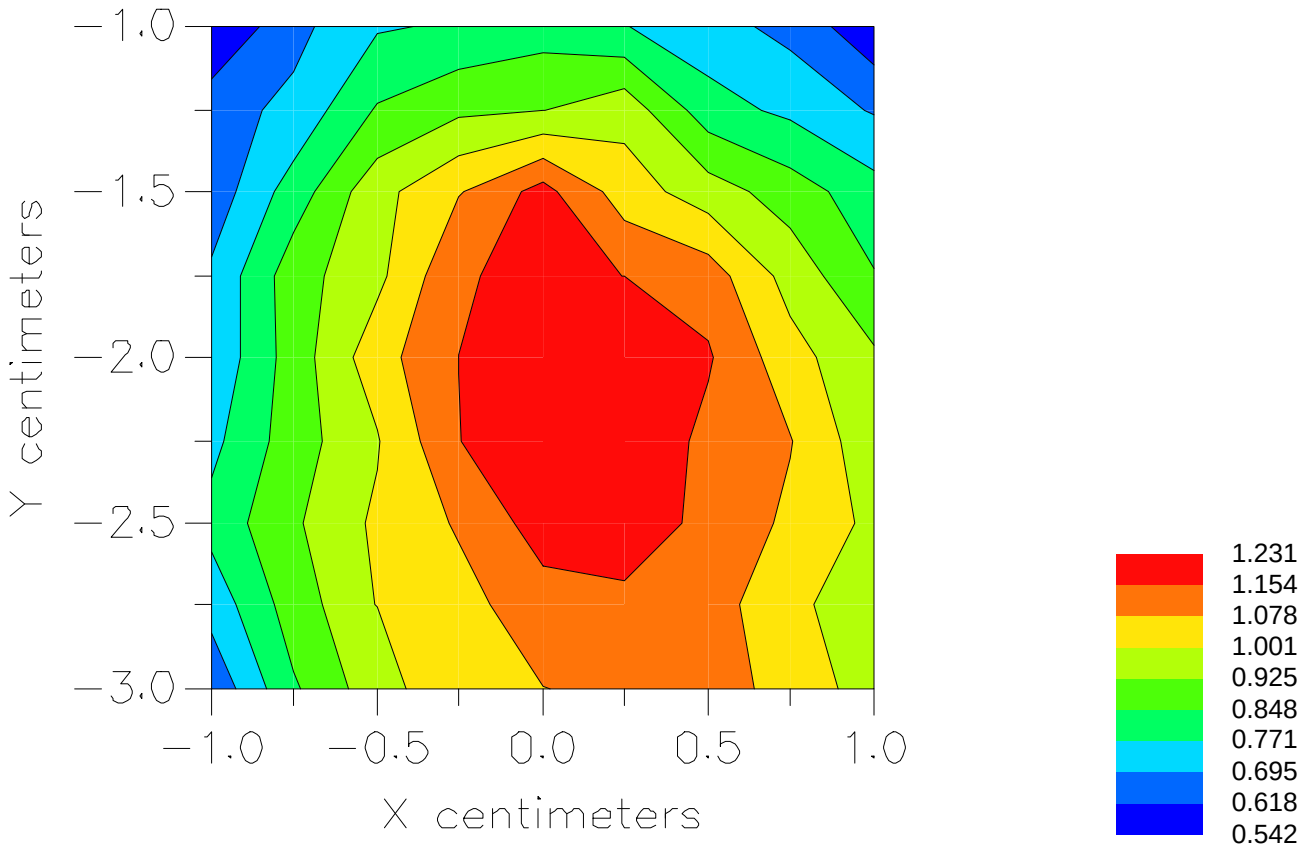

File : c:/idx3/SYSTEM/SARMEAS3/data/Normal/01062120_ZOOM.VLT
Start : 21-Jun-101 01:53:37 pm End : 21-Jun-101 02:04:51 pm

Radio Type : SAMSUNG
Model Number : SPH-I300
Serial Number : 1
Frequency : 1908.75 MHz
Peak Trans. Pwr : 0.200 W
Start Trans. Pwr: 0.200 W
Antenna Type : Helical
Antenna Posn. : In
Phantom Type : Head
Phantom Posn. : Left Ear
Scan Type : ZOOM/SAR
Probe Name : PCTEST
Field Type : E Field
Orientation : 0 Degrees

Mixture Type = Brain
Mixture Dielectric Constant = 40.400
Mixture Conductivity = 1.820

Comment :
SAMSUNG DUAL-BAND PHONE - PCS MODE
CH 1175 Conducted 23.0 dBm
SAMSUNG DUAL-BAND PHONE - HEAD SAR

Robot : PCTEST

Probe Offset = 0.25 cm
Sensor Factor = 0.0108
Conversion Factor = 1.201

PCTEST Amplifier Channel Settings : 0.245 0.231 0.224

Max Location : X = 0.000, Y = -2.000, Z = 0.000 (cm) Value = 12.018

Measured Values (volts) =

1.342E-002	8.719E-003	5.902E-003	4.338E-003	3.494E-003	2.526E-003
2.018E-003	1.563E-003	1.479E-003	9.772E-004	1.351E-003	7.747E-004
1.049E-003	7.151E-004	5.390E-004	1.535E-003	7.216E-004	4.375E-004
4.640E-004	7.375E-004	4.213E-004			

Calc. Voltage @ Surface (Vs) = 0.0202

Voltage @ 1.00 cm (Vt) = 0.0043

Ave. Voltage (Vs+Vt)/2 = 0.0123

Ave. SAR over 1 g (mW/g) = 1.3663

SAR Scan
File : 01062120_ZOOM
Start : 21-Jun-101 01:53:37 pm End : 21-Jun-101 02:04:51 pm
SAMSUNG/SPH-I300/1;1908.75MHz;W;Helical/In;
Head/Left Ear;ZOOM/SAR;PCTEST/E Field/0 DegreesBrain/40.400/1.820

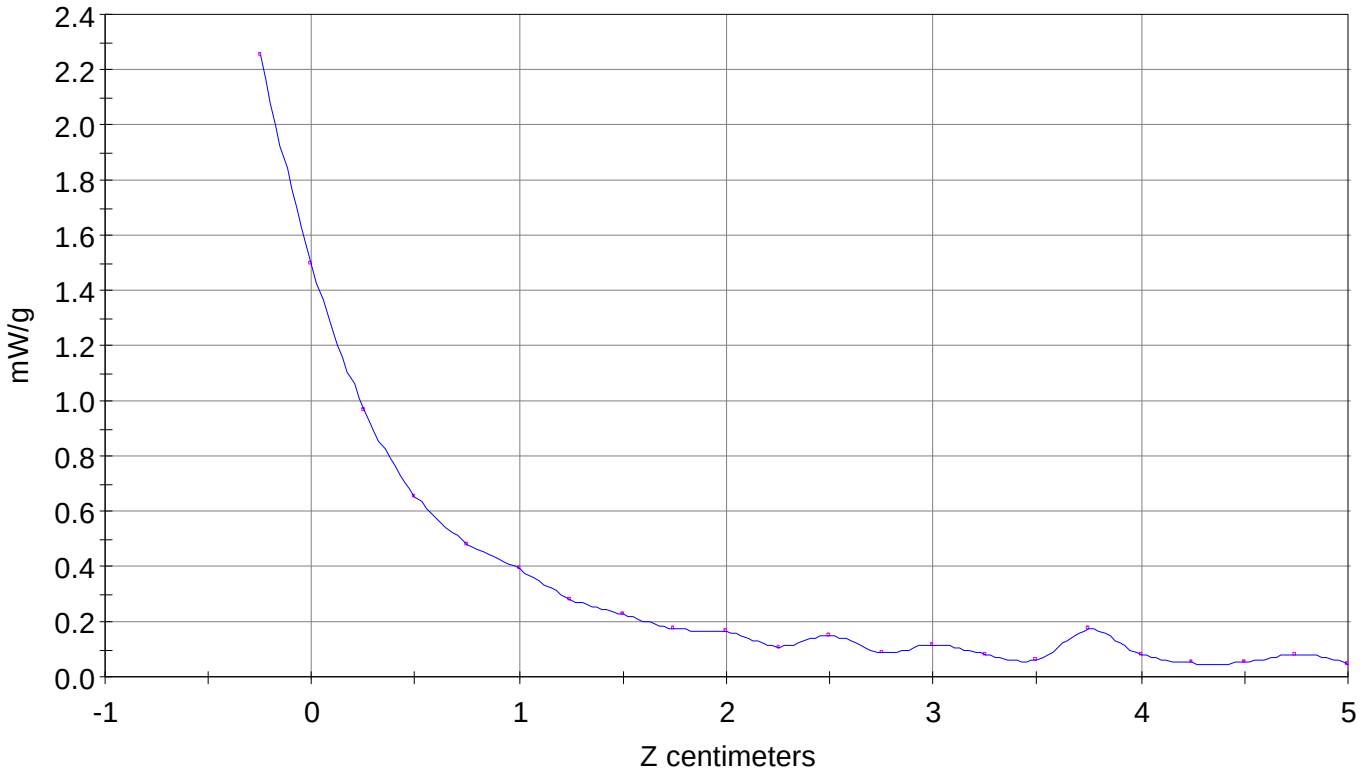

File : 01062120_ZOOM
Start : 21-Jun-101 01:53:37 pm End : 21-Jun-101 02:04:51 pm
SAMSUNG/SPH-I300/1;1908.75MHz;W;Helical/In;
Head/Left Ear;ZOOM/SAR;PCTEST/E Field/0 DegreesBrain/40.400/1.820

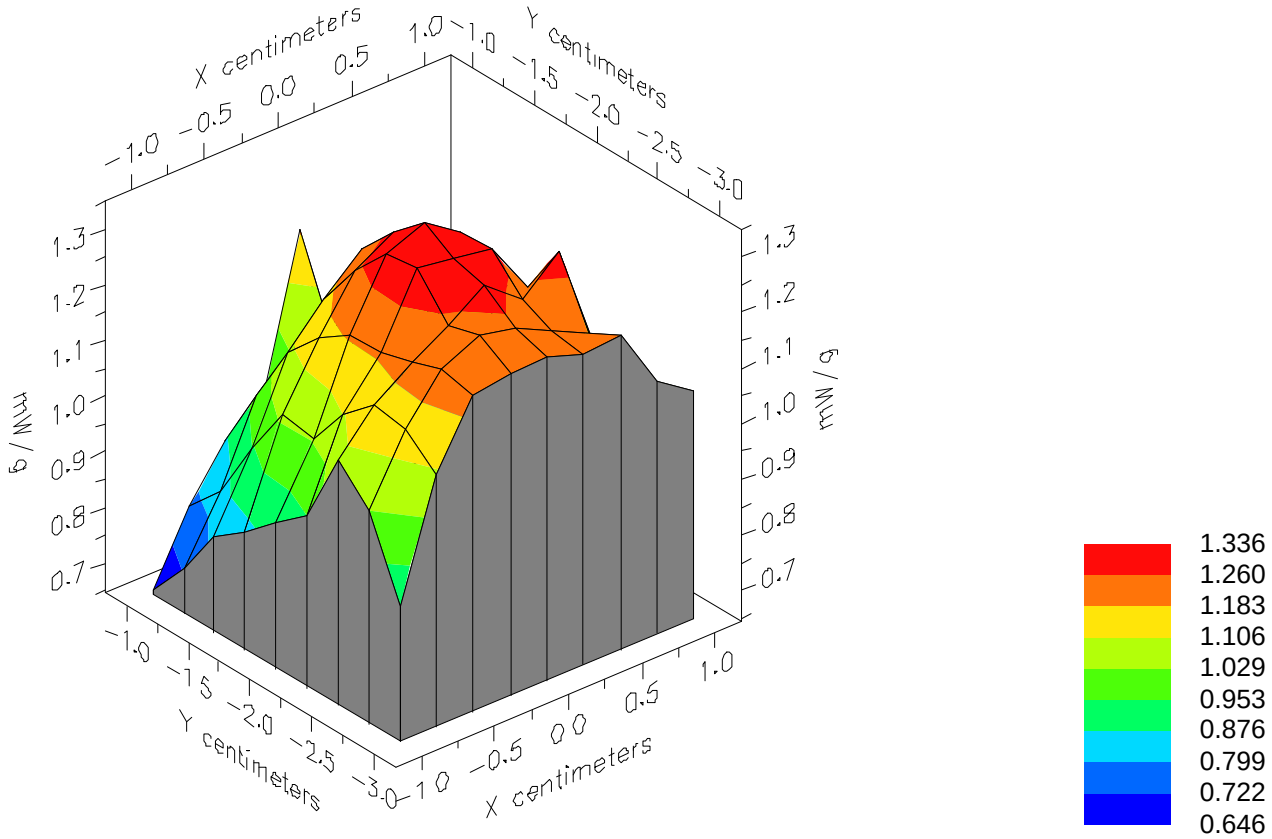

File : 01062120_ZOOM
Start : 21-Jun-101 01:53:37 pm End : 21-Jun-101 02:04:51 pm
SAMSUNG/SPH-I300/1;1908.75MHz;W;Helical/In;
Head/Left Ear;ZOOM/SAR;PCTEST/E Field/0 DegreesBrain/40.400/1.820

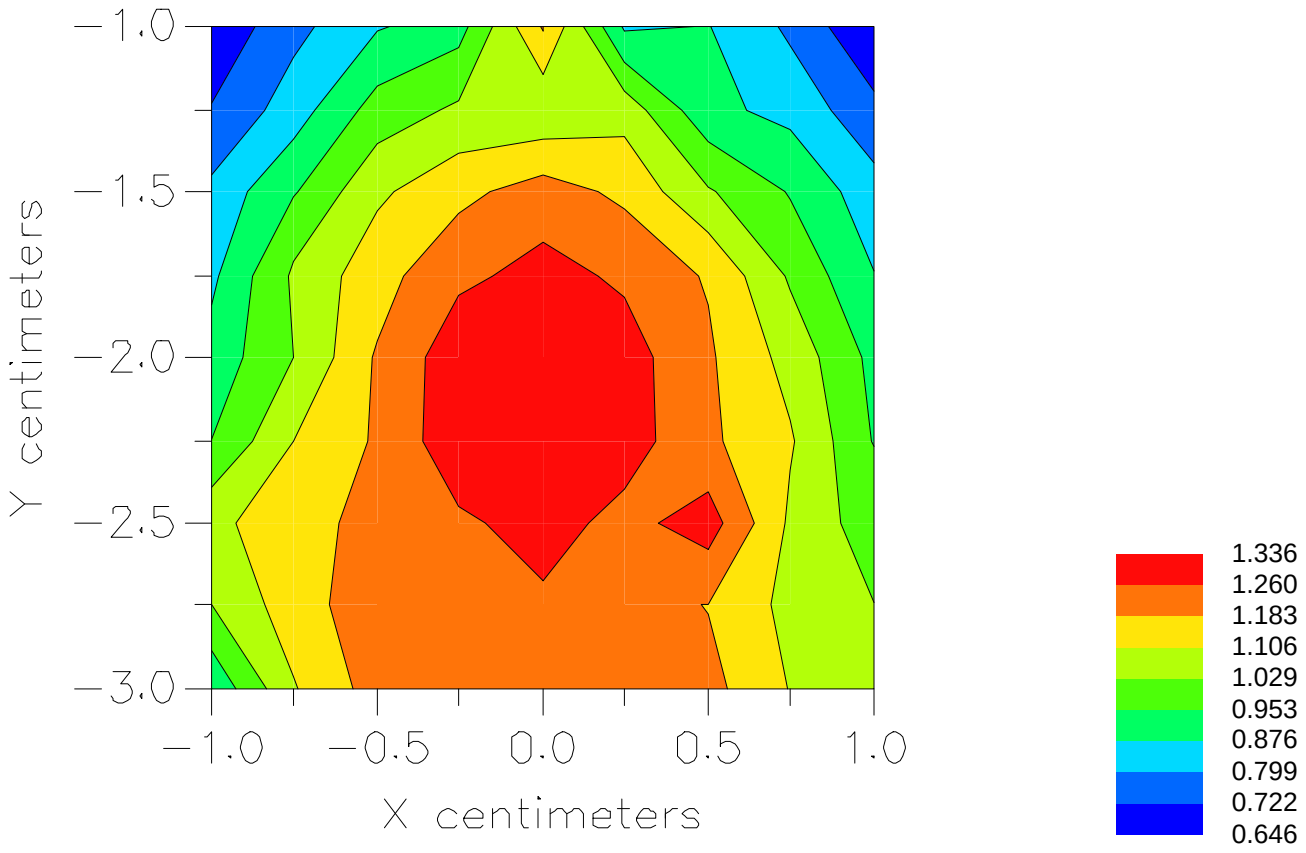

File : c:/idx3/SYSTEM/SARMEAS3/data/Normal/01062122_ZOOM.VLT
Start : 21-Jun-101 02:09:20 pm End : 21-Jun-101 02:18:39 pm

Radio Type : SAMSUNG
Model Number : SPH-I300
Serial Number : 1
Frequency : 1908.75 MHz
Peak Trans. Pwr : 0.200 W
Start Trans. Pwr: 0.200 W
Antenna Type : Helical
Antenna Posn. : Out
Phantom Type : Head
Phantom Posn. : Left Ear
Scan Type : ZOOM/SAR
Probe Name : PCTEST
Field Type : E Field
Orientation : 0 Degrees

Mixture Type = Brain
Mixture Dielectric Constant = 40.400
Mixture Conductivity = 1.820

Comment :
SAMSUNG DUAL-BAND PHONE - PCS MODE
CH 1175 Conducted 23.0 dBm
SAMSUNG DUAL-BAND PHONE - HEAD SAR

Robot : PCTEST

Probe Offset = 0.25 cm
Sensor Factor = 0.0108
Conversion Factor = 1.201

PCTEST Amplifier Channel Settings : 0.245 0.231 0.224

Max Location : X = 0.250, Y = -2.250, Z = 0.000 (cm) Value = 13.966

Measured Values (volts) =

1.377E-002	9.626E-003	6.534E-003	4.893E-003	3.709E-003	2.774E-003
2.064E-003	1.645E-003	1.274E-003	1.018E-003	9.292E-004	6.357E-004
8.563E-004	5.547E-004	4.706E-004	4.231E-004	4.317E-004	3.558E-004
3.167E-004	2.878E-004	2.698E-004			

Calc. Voltage @ Surface (Vs) = 0.0200

Voltage @ 1.00 cm (Vt) = 0.0049

Ave. Voltage (Vs+Vt)/2 = 0.0124

Ave. SAR over 1 g (mW/g) = 1.3838

File : 01062122_ZOOM
Start : 21-Jun-101 02:09:20 pm End : 21-Jun-101 02:18:39 pm
SAMSUNG/SPH-I300/1;1908.75MHz;W;Helical/Out;
Head/Left Ear;ZOOM/SAR;PCTEST/E Field/0 DegreesBrain/40.400/1.820

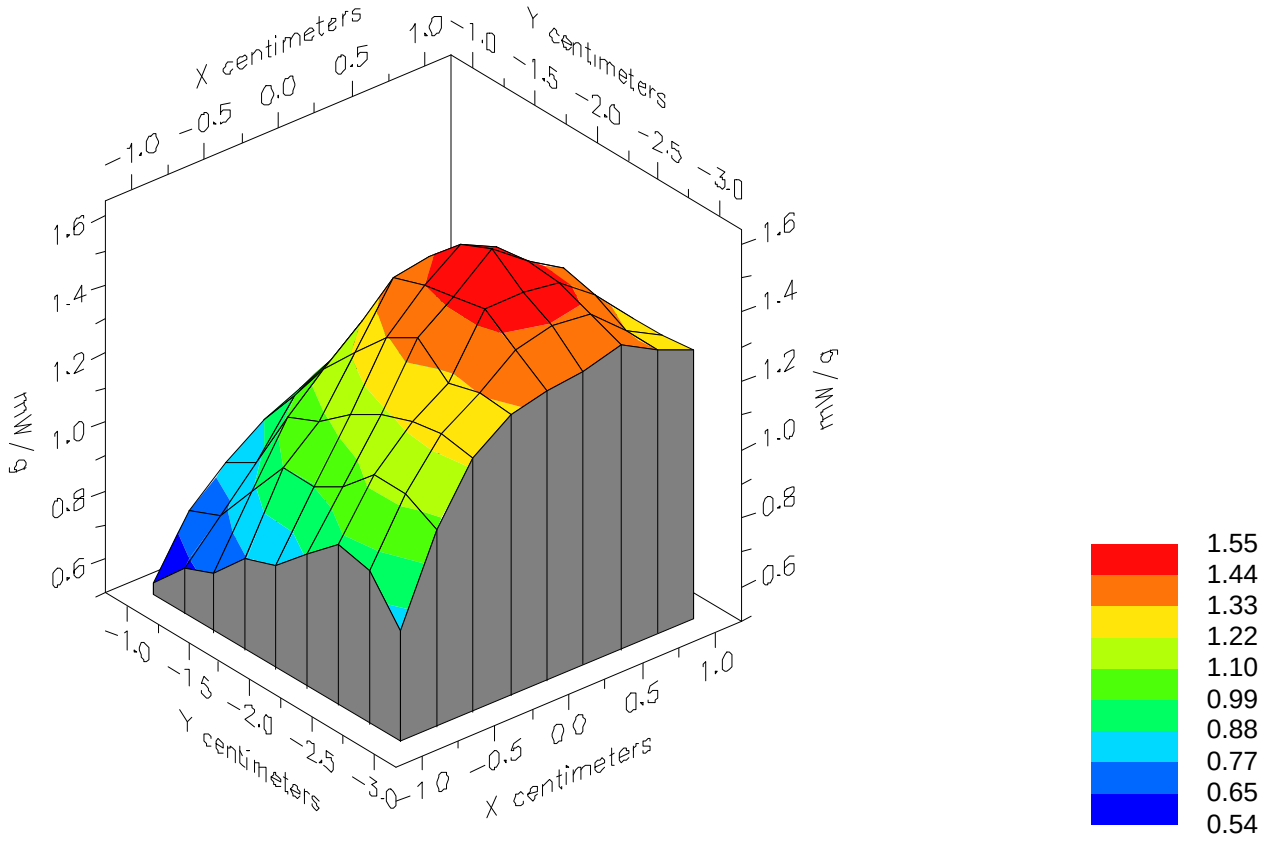

SAR Scan
File : 01062122_ZOOM
Start : 21-Jun-101 02:09:20 pm End : 21-Jun-101 02:18:39 pm
SAMSUNG/SPH-I300/1;1908.75MHz;W;Helical/Out;
Head/Left Ear;ZOOM/SAR;PCTEST/E Field/0 DegreesBrain/40.400/1.820

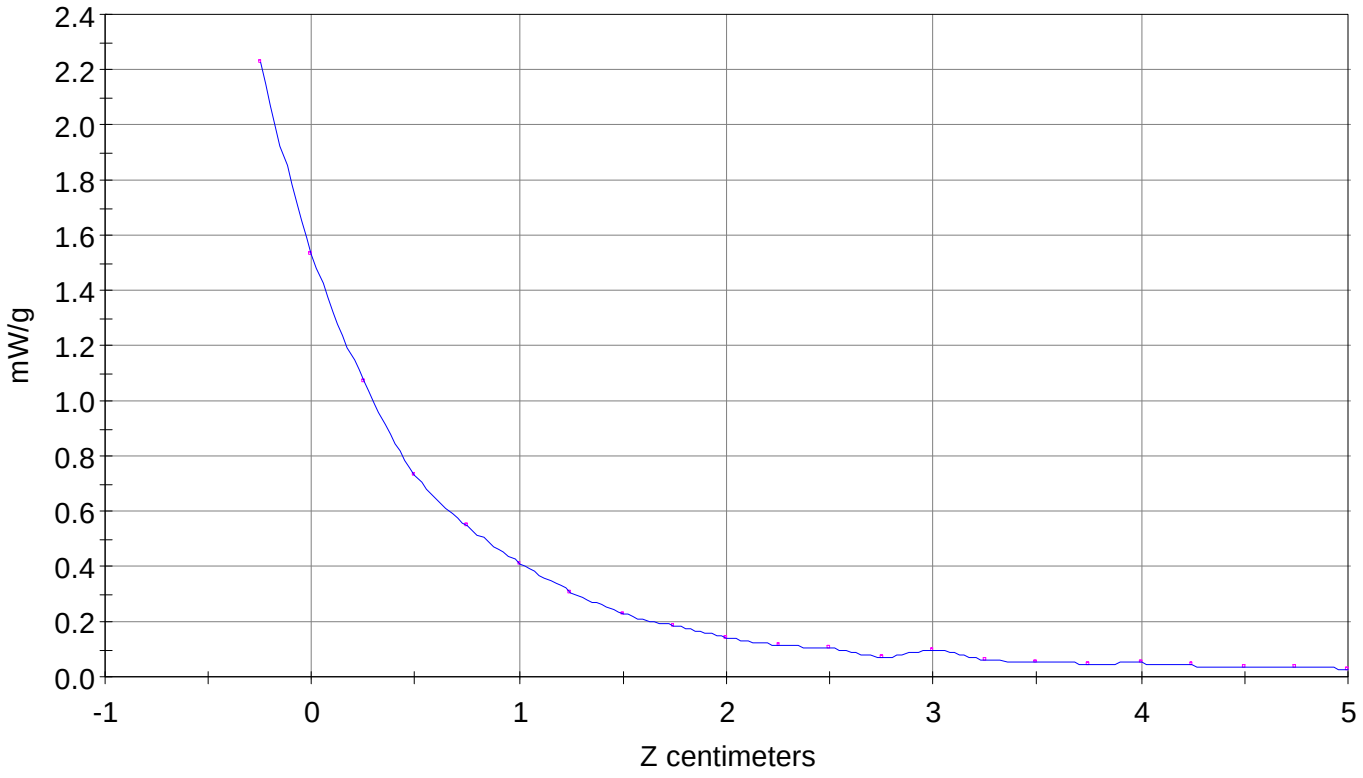

File : 01062122_ZOOM
Start : 21-Jun-101 02:09:20 pm End : 21-Jun-101 02:18:39 pm
SAMSUNG/SPH-I300/1;1908.75MHz;W;Helical/Out;
Head/Left Ear;ZOOM/SAR;PCTEST/E Field/0 DegreesBrain/40.400/1.820

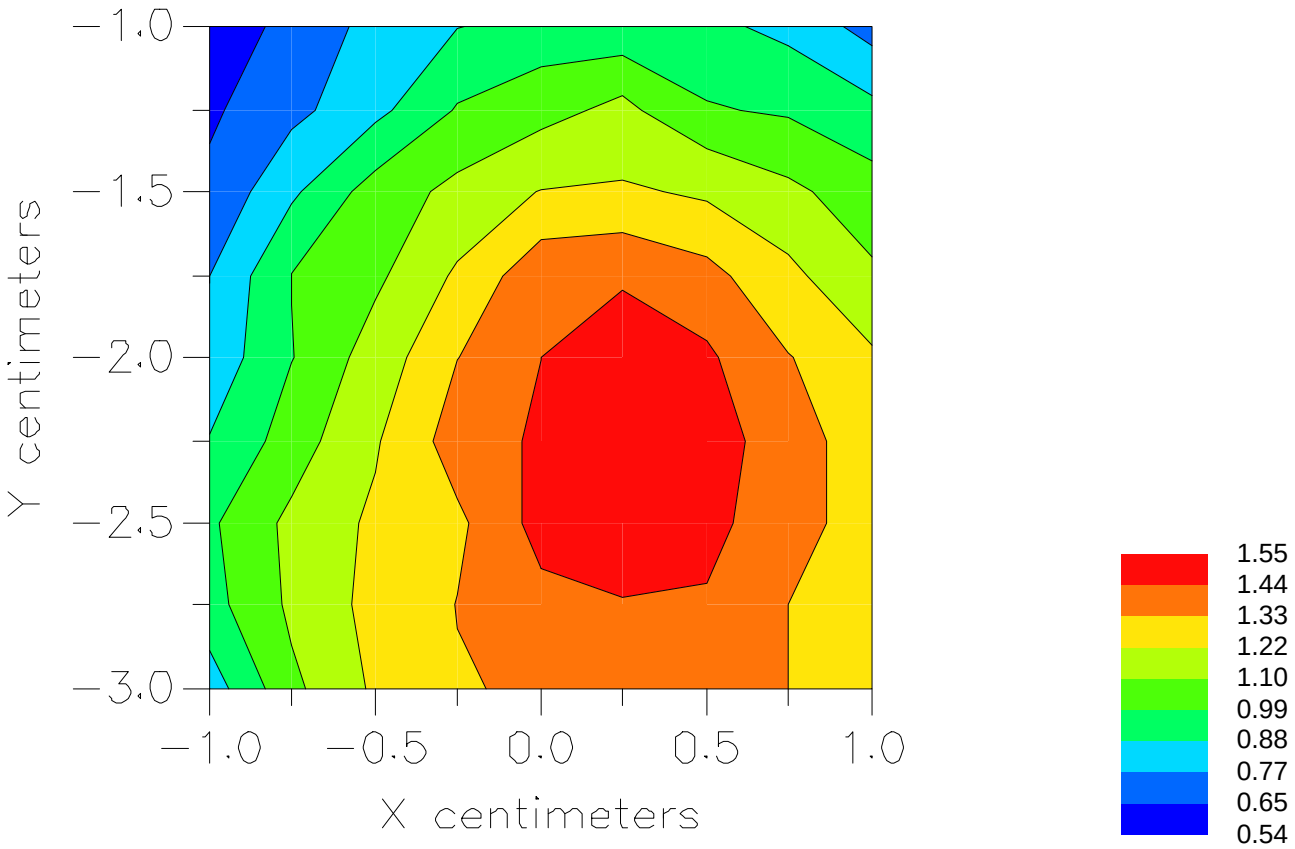

Peak SAR Location

1800 MHz Body SAR



File : c:/idx3/SYSTEM/SARMEAS3/data/Normal/01062614_ZOOM.VLT
Start : 26-Jun-101 02:24:54 pm End : 26-Jun-101 02:33:45 pm

Radio Type : SAMSUNG
Model Number : SPH-I300
Serial Number : 1
Frequency : 1851.25 MHz
Peak Trans. Pwr : 0.200 W
Start Trans. Pwr: 0.200 W
Antenna Type : Helical
Antenna Posn. : In
Phantom Type : Body
Phantom Posn. : Abdomen
Scan Type : ZOOM/SAR
Probe Name : PCTEST
Field Type : E Field
Orientation : 0 Degrees

Mixture Type = Muscle
Mixture Dielectric Constant = 54.200
Mixture Conductivity = 1.850

Comment :
SAMSUNG DUAL-BAND PHONE - PCS MODE
CH 0025 Conducted 23.0 dBm
SAMSUNG DUAL-BAND PHONE - BODY SAR

Robot : PCTEST

Probe Offset = 0.25 cm
Sensor Factor = 0.0108
Conversion Factor = 1.378

PCTEST Amplifier Channel Settings : 0.245 0.231 0.224

Max Location : X = 0.750, Y = 0.000, Z = 0.000 (cm) Value = 5.287

Measured Values (volts) =

5.197E-003	3.863E-003	2.821E-003	2.031E-003	1.570E-003	1.215E-003
9.469E-004	7.408E-004	5.379E-004	4.150E-004	3.394E-004	2.727E-004
2.480E-004	1.818E-004	1.286E-004	1.388E-004	8.187E-005	8.805E-005
8.427E-005	4.624E-005	3.384E-005			

Calc. Voltage @ Surface (Vs) = 0.0071

Voltage @ 1.00 cm (Vt) = 0.0020

Ave. Voltage (Vs+Vt)/2 = 0.0045

Ave. SAR over 1 g (mW/g) = 0.5797

SAR Scan
File : 01062614_ZOOM
Start : 26-Jun-101 02:24:54 pm End : 26-Jun-101 02:33:45 pm
SAMSUNG/SPH-I300/1;1851.25MHz;W;Helical/In;
Body/Abdomen;ZOOM/SAR;PCTEST/E Field/0 DegreesMuscle/54.200/1.850

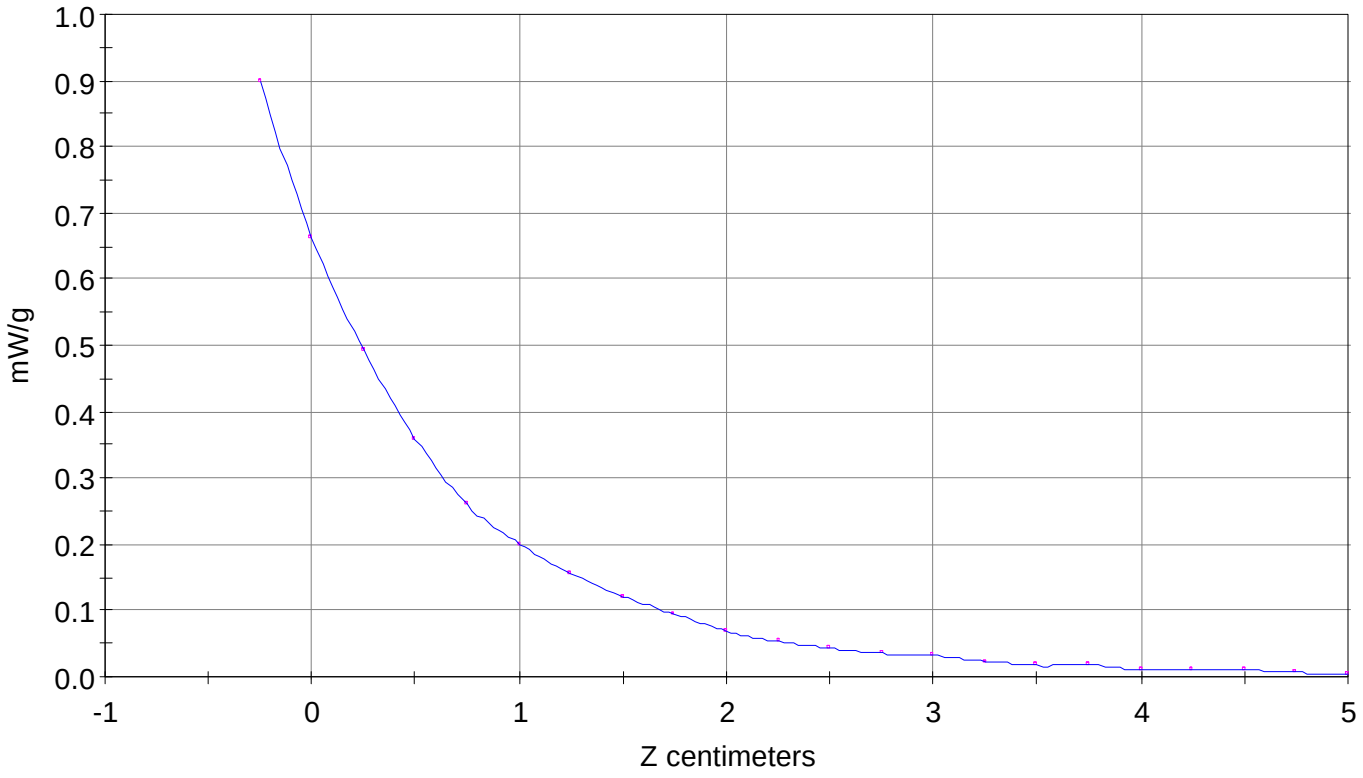

File : 01062614_ZOOM
Start : 26-Jun-101 02:24:54 pm End : 26-Jun-101 02:33:45 pm
SAMSUNG/SPH-I300/1;1851.25MHz;W;Helical/In;
Body/Abdomen;ZOOM/SAR;PCTEST/E Field/0 DegreesMuscle/54.200/1.850

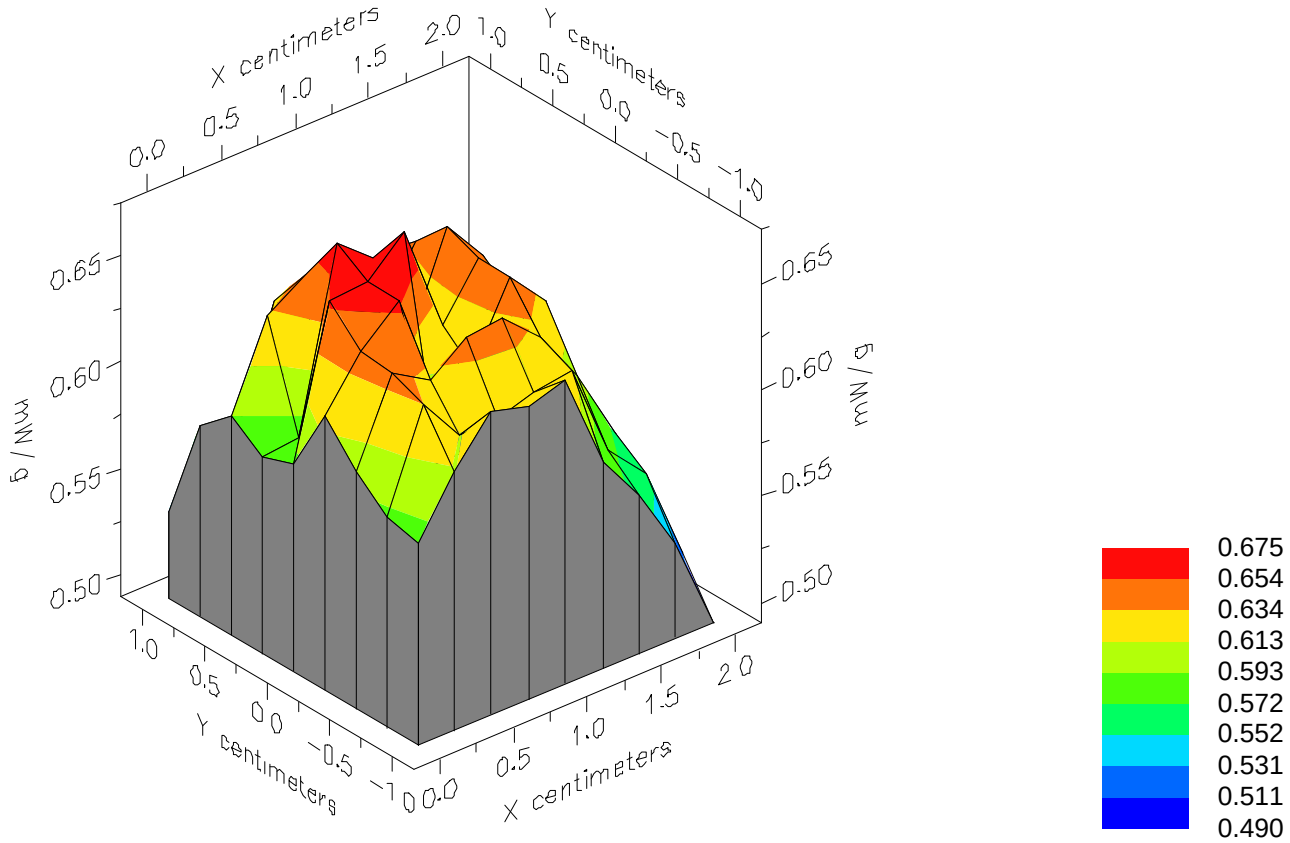

File : 01062614_ZOOM
Start : 26-Jun-101 02:24:54 pm End : 26-Jun-101 02:33:45 pm
SAMSUNG/SPH-I300/1;1851.25MHz;W;Helical/In;
Body/Abdomen;ZOOM/SAR;PCTEST/E Field/0 DegreesMuscle/54.200/1.850

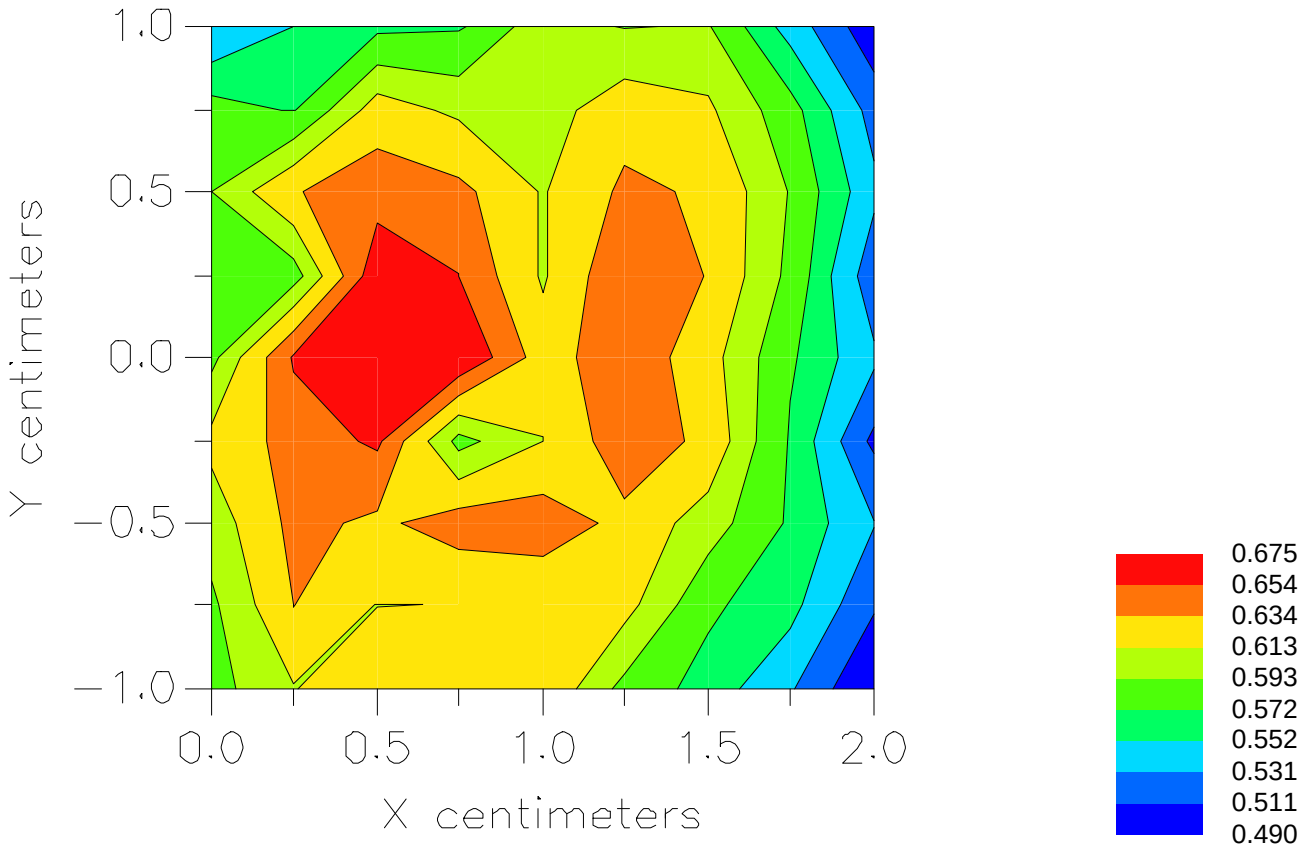

File : c:/idx3/SYSTEM/SARMEAS3/data/Normal/01062611_ZOOM.VLT
Start : 26-Jun-101 01:28:33 pm End : 26-Jun-101 01:38:56 pm

Radio Type : SAMSUNG
Model Number : SPH-I300
Serial Number : 1
Frequency : 1851.25 MHz
Peak Trans. Pwr : 0.200 W
Start Trans. Pwr: 0.200 W
Antenna Type : Helical
Antenna Posn. : Out
Phantom Type : Body
Phantom Posn. : Abdomen
Scan Type : ZOOM/SAR
Probe Name : PCTEST
Field Type : E Field
Orientation : 0 Degrees

Mixture Type = Muscle
Mixture Dielectric Constant = 54.200
Mixture Conductivity = 1.850

Comment :
SAMSUNG DUAL-BAND PHONE - PCS MODE
CH 0025 Conducted 23.0 dBm
SAMSUNG DUAL-BAND PHONE - BODY SAR

Robot : PCTEST

Probe Offset = 0.25 cm
Sensor Factor = 0.0108
Conversion Factor = 1.378

PCTEST Amplifier Channel Settings : 0.245 0.231 0.224

Max Location : X = -6.250, Y = -3.250, Z = 0.000 (cm) Value = 5.205

Measured Values (volts) =

5.010E-003	4.177E-003	2.984E-003	1.709E-003	8.995E-004	6.148E-004
7.845E-004	1.068E-003	1.047E-003	6.820E-004	2.467E-004	1.509E-004
1.501E-004	1.120E-004	1.128E-004	7.953E-005	8.402E-005	5.068E-005
6.137E-005	4.363E-005	5.734E-005			

Calc. Voltage @ Surface (Vs) = 0.0065

Voltage @ 1.00 cm (Vt) = 0.0017

Ave. Voltage (Vs+Vt)/2 = 0.0041

Ave. SAR over 1 g (mW/g) = 0.5245

SAR Scan
File : 01062611_ZOOM
Start : 26-Jun-101 01:28:33 pm End : 26-Jun-101 01:38:56 pm
SAMSUNG/SPH-I300/1;1851.25MHz;W;Helical/Out;
Body/Abdomen;ZOOM/SAR;PCTEST/E Field/0 DegreesMuscle/54.200/1.850

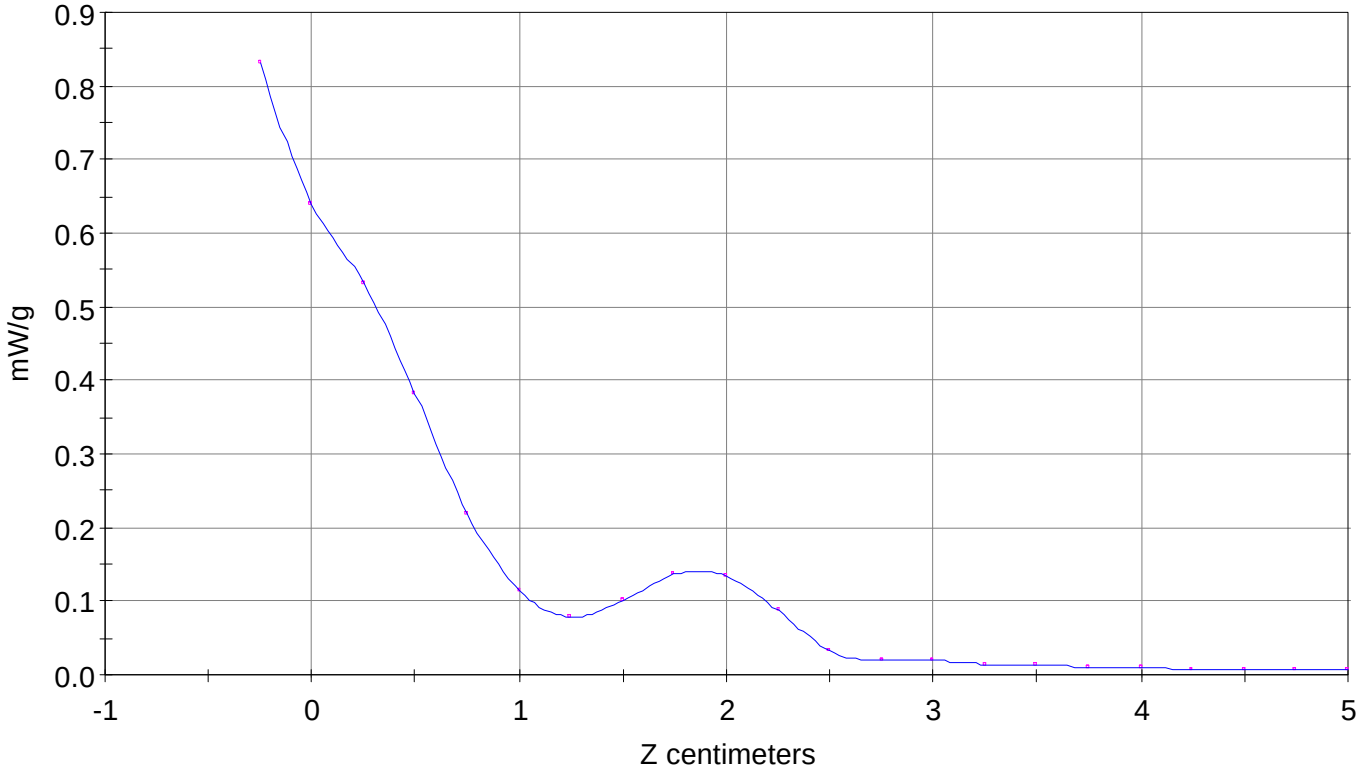

File : 01062611_ZOOM
Start : 26-Jun-101 01:28:33 pm End : 26-Jun-101 01:38:56 pm
SAMSUNG/SPH-I300/1;1851.25MHz;W;Helical/Out;
Body/Abdomen;ZOOM/SAR;PCTEST/E Field/0 DegreesMuscle/54.200/1.850

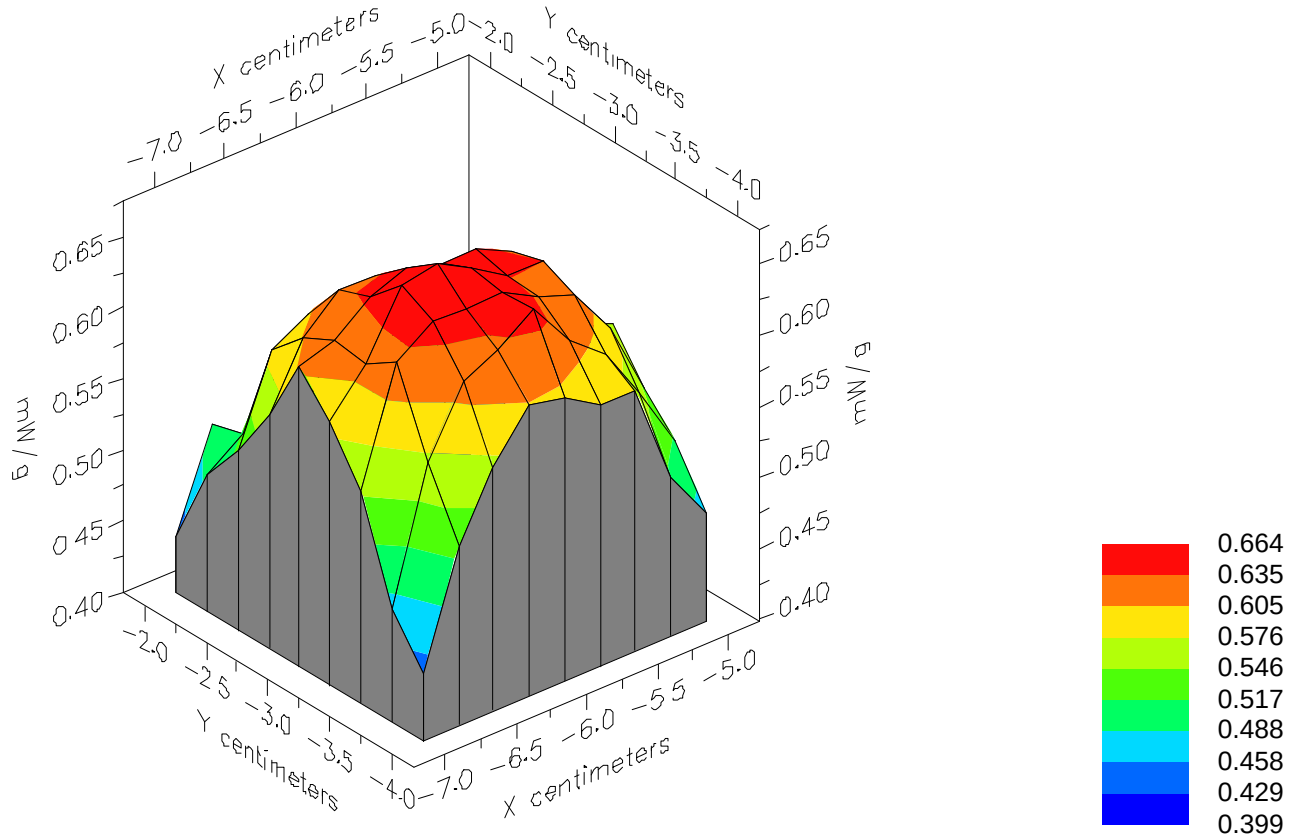

File : 01062611_ZOOM
Start : 26-Jun-101 01:28:33 pm End : 26-Jun-101 01:38:56 pm
SAMSUNG/SPH-I300/1;1851.25MHz;W;Helical/Out;
Body/Abdomen;ZOOM/SAR;PCTEST/E Field/0 DegreesMuscle/54.200/1.850

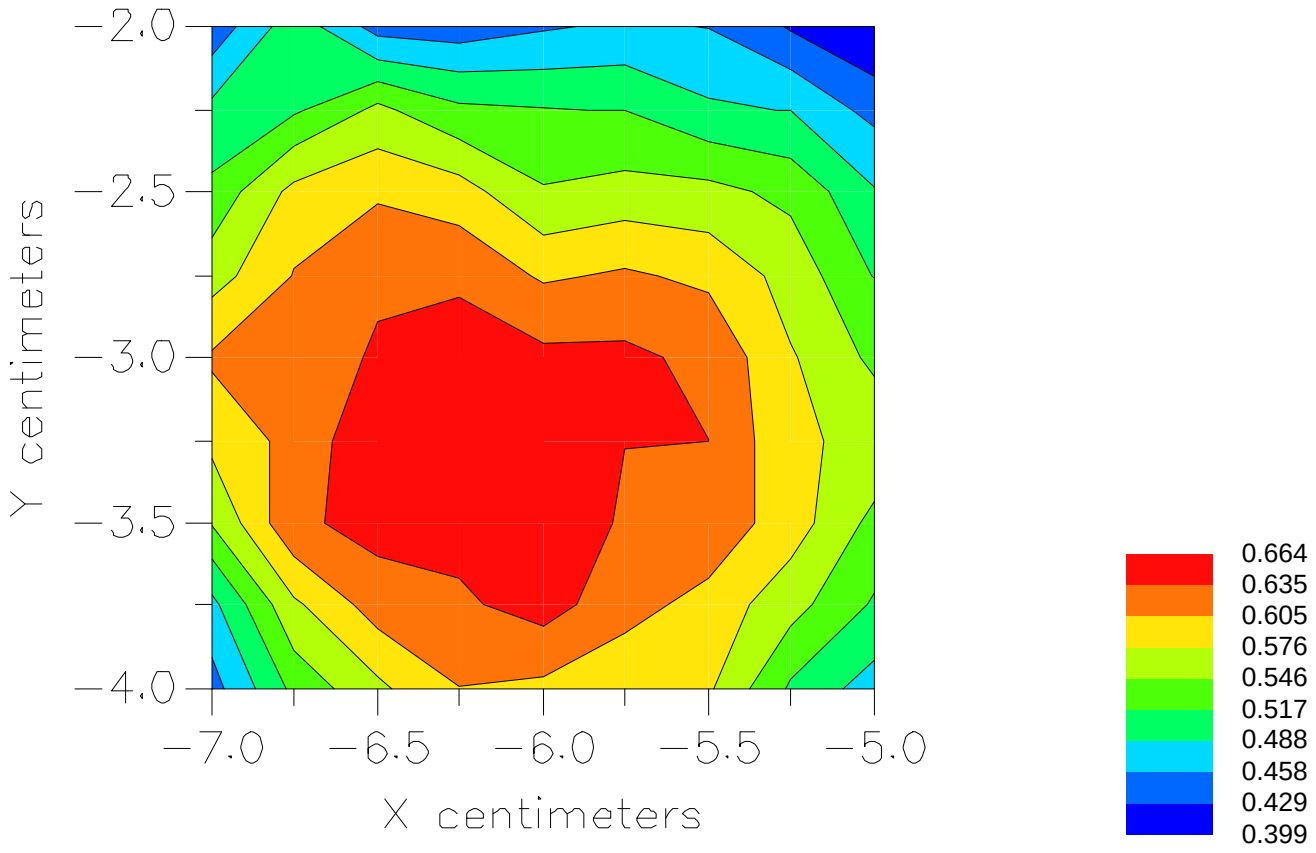

File : c:/idx3/SYSTEM/SARMEAS3/data/Normal/01062617_ZOOM.VLT
Start : 26-Jun-101 03:02:04 pm End : 26-Jun-101 03:16:09 pm

Radio Type : SAMSUNG
Model Number : SPH-I300
Serial Number : 1
Frequency : 1880.00 MHz
Peak Trans. Pwr : 0.200 W
Start Trans. Pwr: 0.200 W
Antenna Type : Helical
Antenna Posn. : In
Phantom Type : Body
Phantom Posn. : Abdomen
Scan Type : ZOOM/SAR
Probe Name : PCTEST
Field Type : E Field
Orientation : 0 Degrees

Mixture Type = Muscle
Mixture Dielectric Constant = 54.200
Mixture Conductivity = 1.850

Comment :
SAMSUNG DUAL-BAND PHONE - PCS MODE
CH 0600 Conducted 23.0 dBm
SAMSUNG DUAL-BAND PHONE - BODY SAR

Robot : PCTEST

Probe Offset = 0.25 cm
Sensor Factor = 0.0108
Conversion Factor = 1.378

PCTEST Amplifier Channel Settings : 0.245 0.231 0.224

Max Location : X = 0.500, Y = 0.000, Z = 0.000 (cm) Value = 4.485

Measured Values (volts) =

4.387E-003	3.410E-003	2.396E-003	1.729E-003	1.320E-003	1.004E-003
7.911E-004	5.957E-004	4.597E-004	3.326E-004	2.687E-004	2.263E-004
2.111E-004	1.822E-004	9.856E-005	8.224E-005	6.538E-005	1.028E-004
3.959E-005	1.301E-005	1.866E-005			

Calc. Voltage @ Surface (Vs) = 0.0059

Voltage @ 1.00 cm (Vt) = 0.0017

Ave. Voltage (Vs+Vt)/2 = 0.0038

Ave. SAR over 1 g (mW/g) = 0.4895

SAR Scan
File : 01062617_ZOOM
Start : 26-Jun-101 03:02:04 pm End : 26-Jun-101 03:16:09 pm
SAMSUNG/SPH-I300/1;1880.00MHz;W;Helical/In;
Body/Abdomen;ZOOM/SAR;PCTEST/E Field/0 DegreesMuscle/54.200/1.850

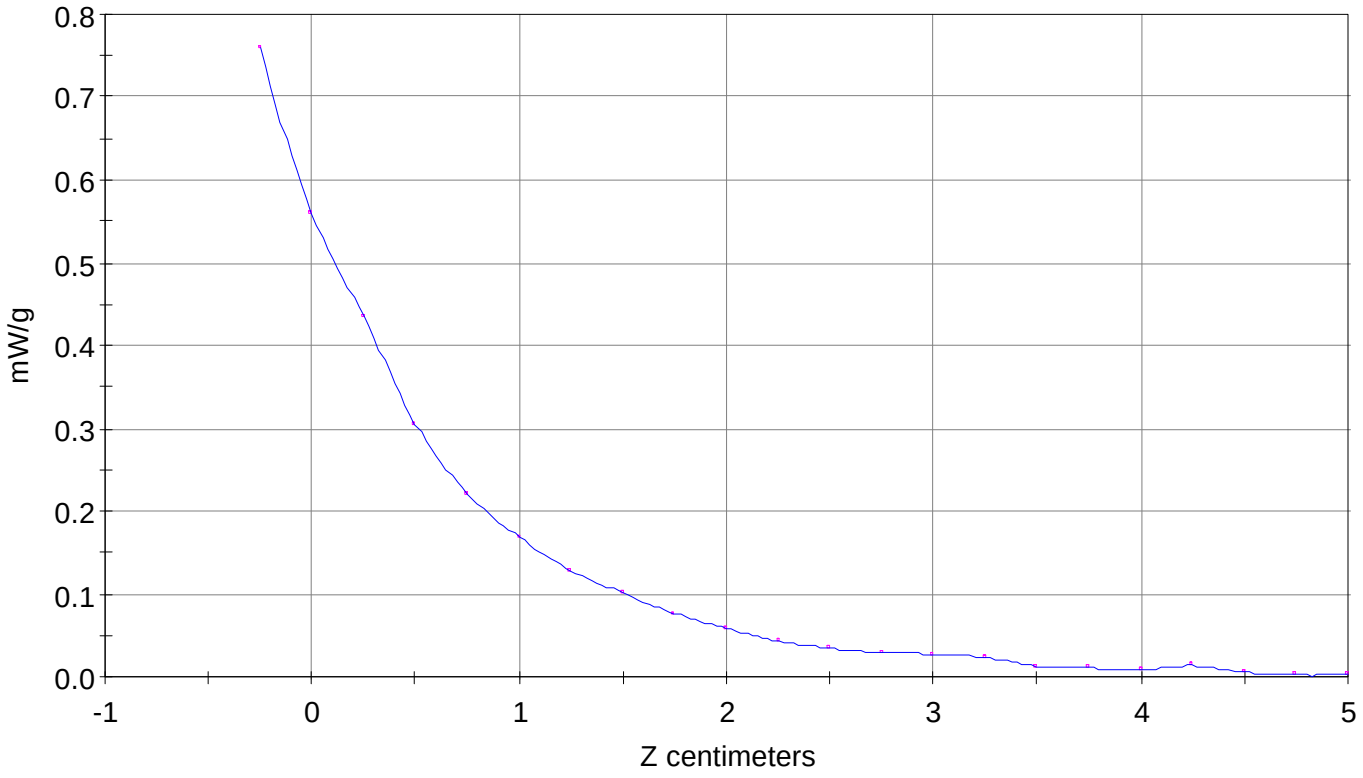

File : 01062617_ZOOM
Start : 26-Jun-101 03:02:04 pm End : 26-Jun-101 03:16:09 pm
SAMSUNG/SPH-I300/1;1880.00MHz;W;Helical/In;
Body/Abdomen;ZOOM/SAR;PCTEST/E Field/0 DegreesMuscle/54.200/1.850

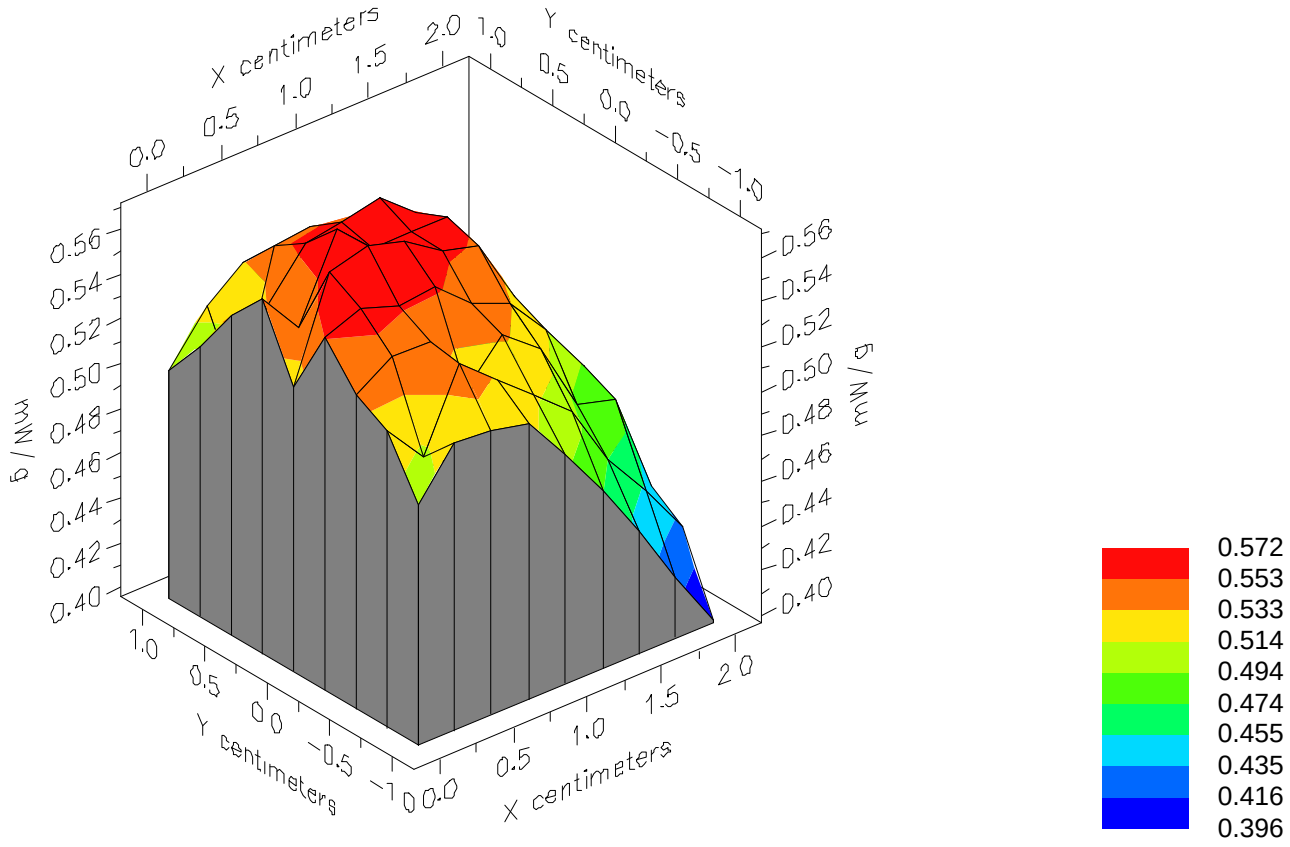

File : 01062617_ZOOM
Start : 26-Jun-101 03:02:04 pm End : 26-Jun-101 03:16:09 pm
SAMSUNG/SPH-I300/1;1880.00MHz;W;Helical/In;
Body/Abdomen;ZOOM/SAR;PCTEST/E Field/0 DegreesMuscle/54.200/1.850

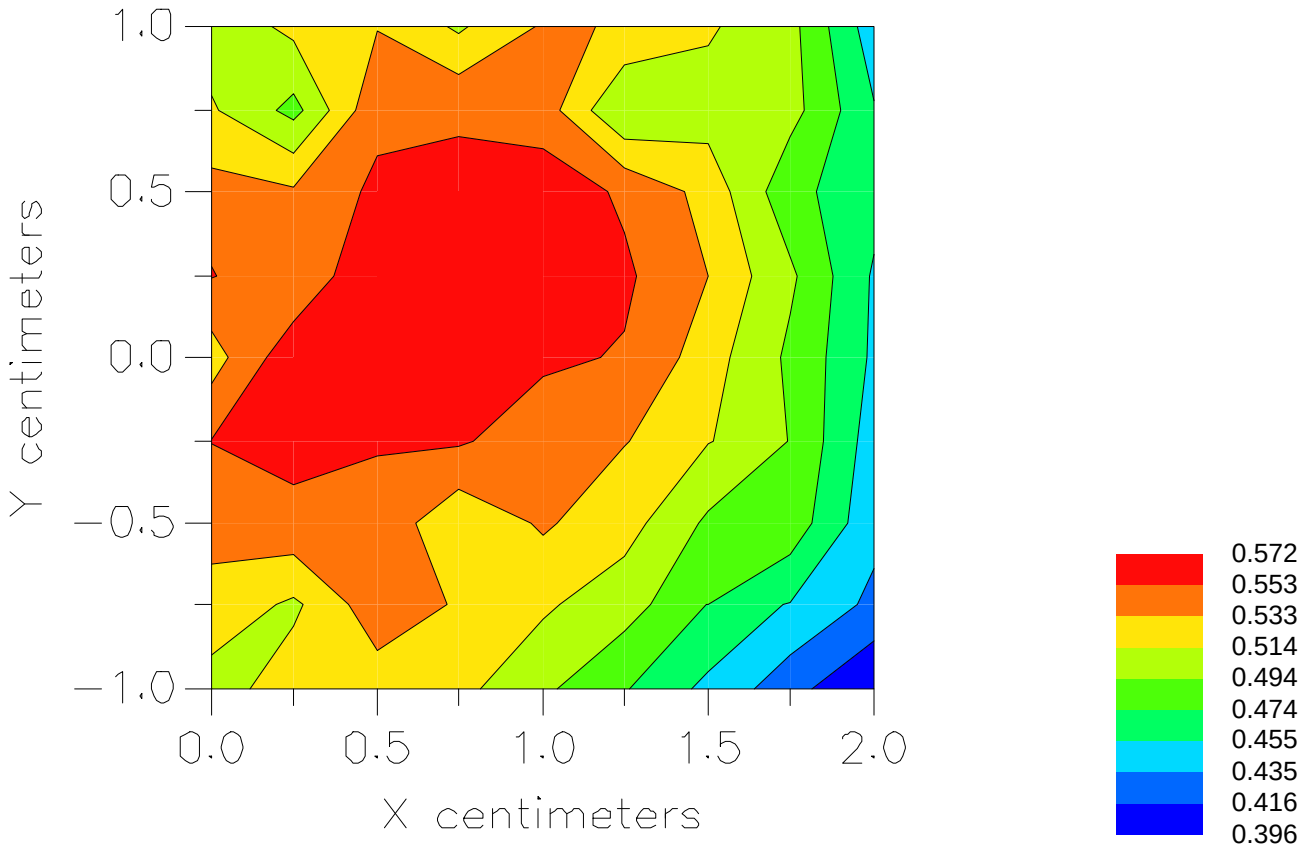

File : c:/idx3/SYSTEM/SARMEAS3/data/Normal/01062618_ZOOM.VLT
Start : 26-Jun-101 03:24:00 pm End : 26-Jun-101 03:34:16 pm

Radio Type : SAMSUNG
Model Number : SPH-I300
Serial Number : 1
Frequency : 1880.00 MHz
Peak Trans. Pwr : 0.200 W
Start Trans. Pwr: 0.200 W
Antenna Type : Helical
Antenna Posn. : Out
Phantom Type : Body
Phantom Posn. : Abdomen
Scan Type : ZOOM/SAR
Probe Name : PCTEST
Field Type : E Field
Orientation : 0 Degrees

Mixture Type = Muscle
Mixture Dielectric Constant = 54.200
Mixture Conductivity = 1.850

Comment :
SAMSUNG DUAL-BAND PHONE - PCS MODE
CH 0600 Conducted 23.0 dBm
SAMSUNG DUAL-BAND PHONE - BODY SAR

Robot : PCTEST

Probe Offset = 0.25 cm
Sensor Factor = 0.0108
Conversion Factor = 1.378

PCTEST Amplifier Channel Settings : 0.245 0.231 0.224

Max Location : X = -6.500, Y = -3.000, Z = 0.000 (cm) Value = 6.568

Measured Values (volts) =

6.063E-003	5.271E-003	3.664E-003	2.156E-003	1.142E-003	7.335E-004
9.459E-004	1.278E-003	1.094E-003	8.489E-004	2.113E-004	1.485E-004
1.216E-004	9.655E-005	8.205E-005	5.871E-005	4.077E-005	2.629E-005
3.507E-005	0.000E+000	4.044E-005			

Calc. Voltage @ Surface (Vs) = 0.0078

Voltage @ 1.00 cm (Vt) = 0.0022

Ave. Voltage (Vs+Vt)/2 = 0.0050

Ave. SAR over 1 g (mW/g) = 0.6382

SAR Scan
File : 01062618_ZOOM
Start : 26-Jun-101 03:24:00 pm End : 26-Jun-101 03:34:16 pm
SAMSUNG/SPH-I300/1;1880.00MHz;W;Helical/Out;
Body/Abdomen;ZOOM/SAR;PCTEST/E Field/0 DegreesMuscle/54.200/1.850

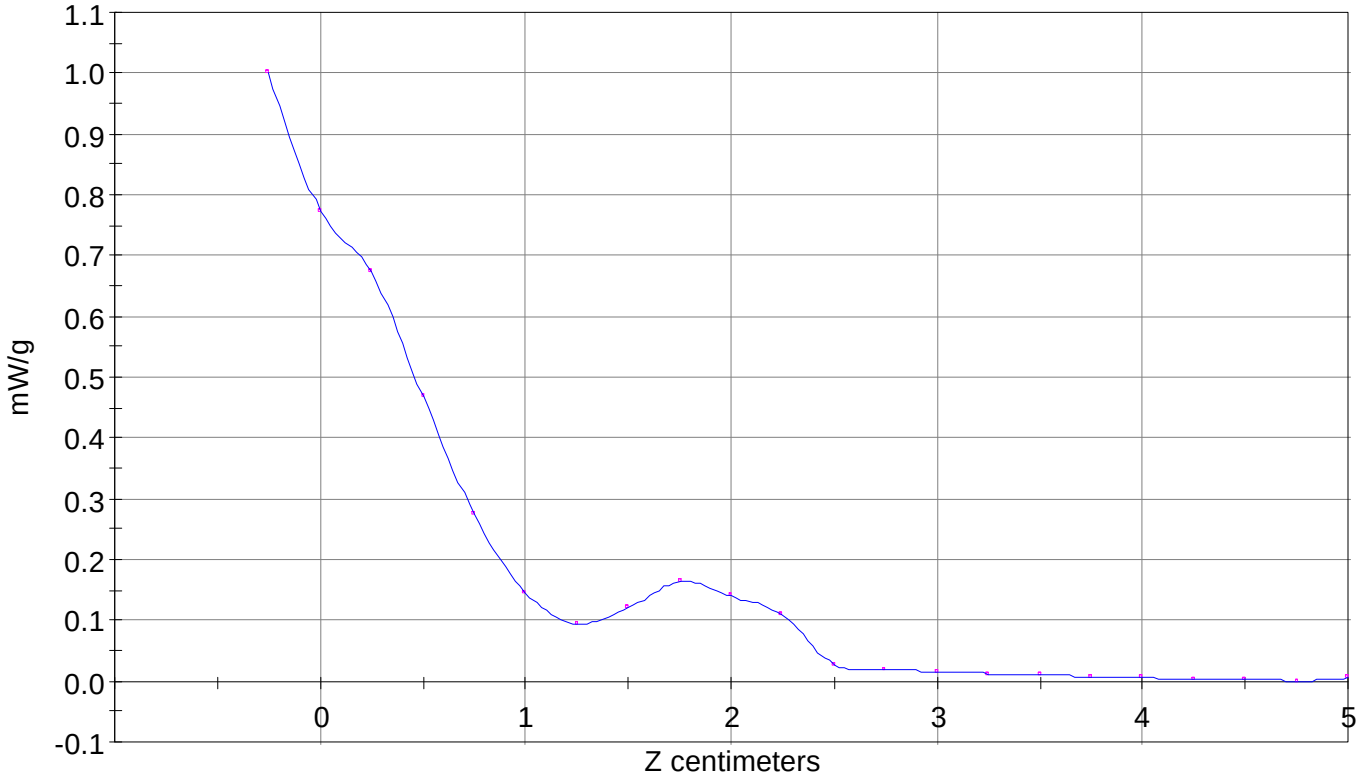

File : 01062618_ZOOM
Start : 26-Jun-101 03:24:00 pm End : 26-Jun-101 03:34:16 pm
SAMSUNG/SPH-I300/1;1880.00MHz;W;Helical/Out;
Body/Abdomen;ZOOM/SAR;PCTEST/E Field/0 DegreesMuscle/54.200/1.850

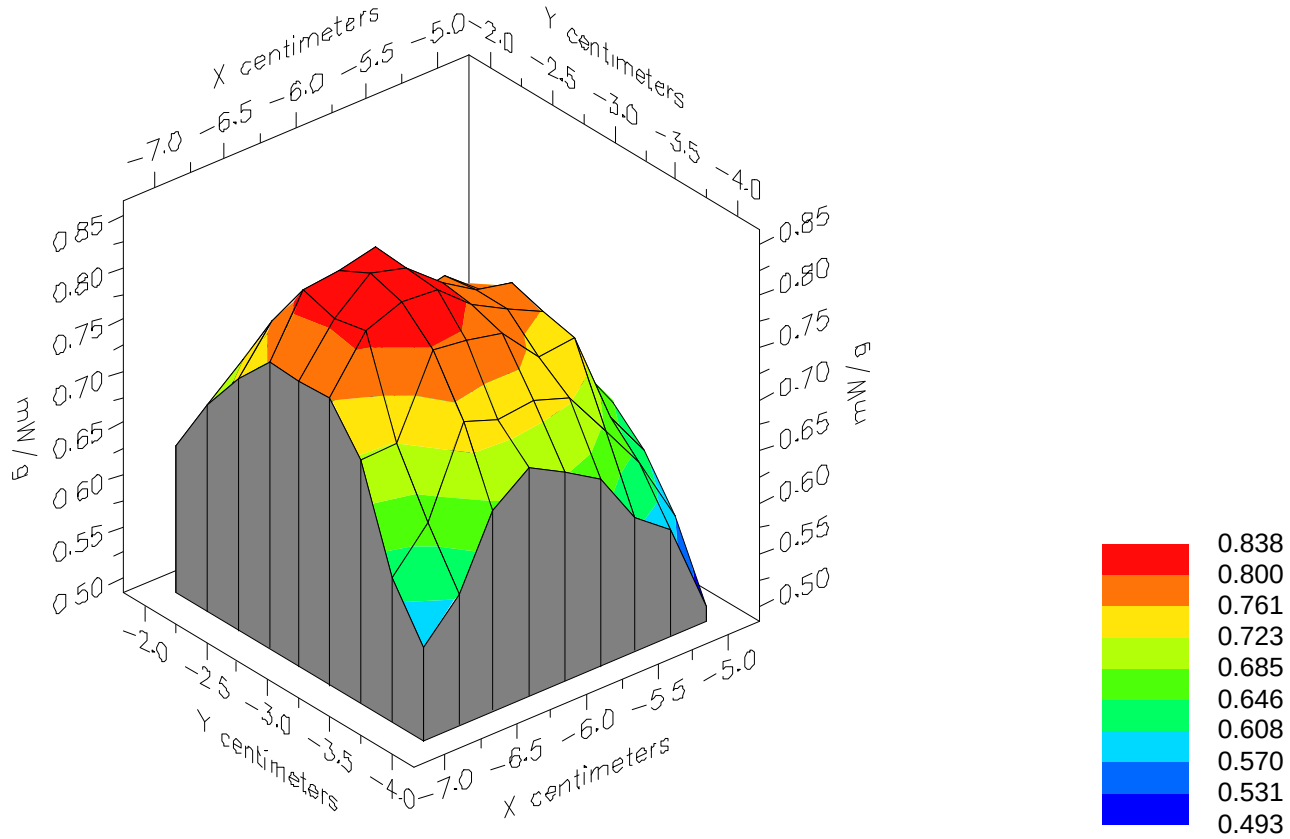

File : 01062618_ZOOM
Start : 26-Jun-101 03:24:00 pm End : 26-Jun-101 03:34:16 pm
SAMSUNG/SPH-I300/1;1880.00MHz;W;Helical/Out;
Body/Abdomen;ZOOM/SAR;PCTEST/E Field/0 DegreesMuscle/54.200/1.850

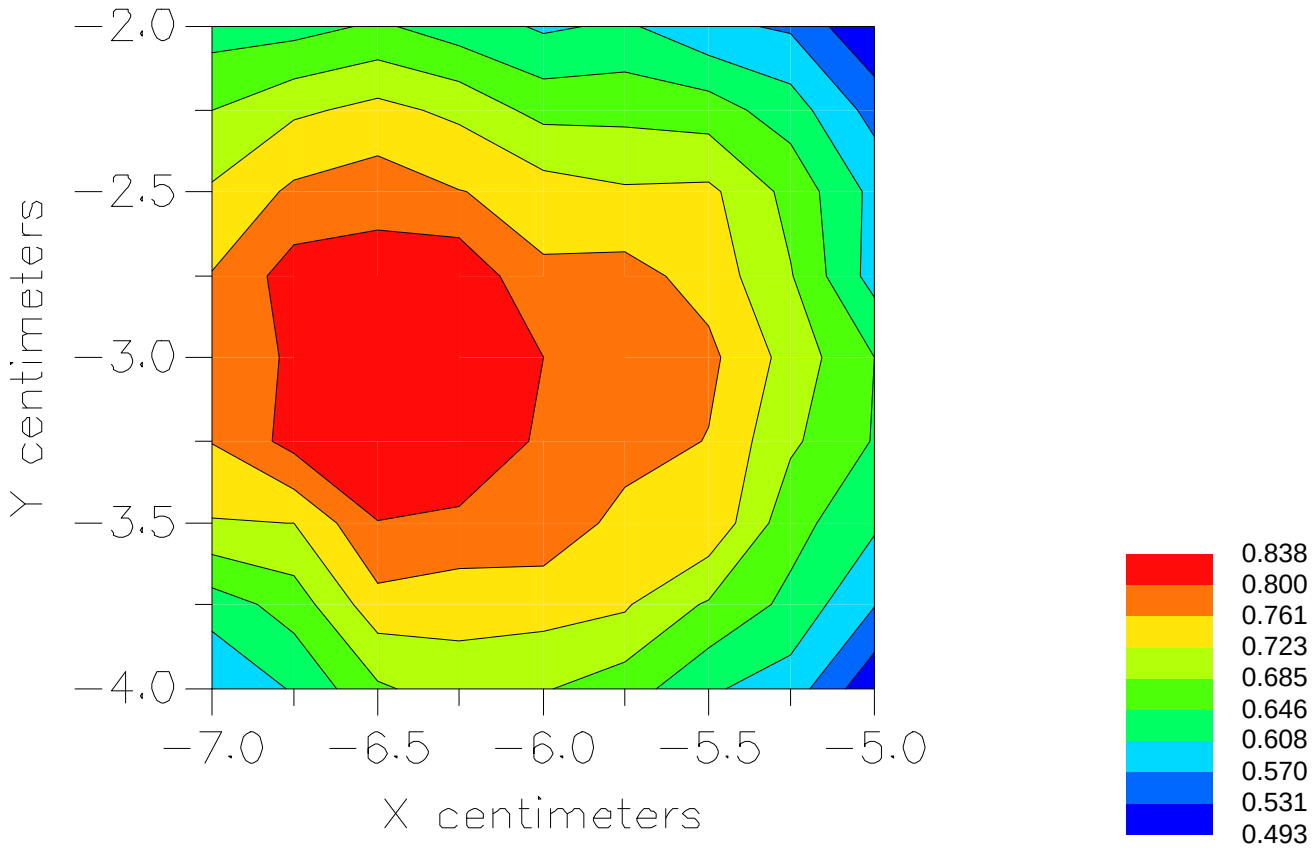

File : c:/idx3/SYSTEM/SARMEAS3/data/Normal/01062615_ZOOM.VLT
Start : 26-Jun-101 02:36:57 pm End : 26-Jun-101 02:45:47 pm

Radio Type : SAMSUNG
Model Number : SPH-I300
Serial Number : 1
Frequency : 1908.75 MHz
Peak Trans. Pwr : 0.200 W
Start Trans. Pwr: 0.200 W
Antenna Type : Helical
Antenna Posn. : In
Phantom Type : Body
Phantom Posn. : Abdomen
Scan Type : ZOOM/SAR
Probe Name : PCTEST
Field Type : E Field
Orientation : 0 Degrees

Mixture Type = Muscle
Mixture Dielectric Constant = 54.200
Mixture Conductivity = 1.850

Comment :
SAMSUNG DUAL-BAND PHONE - PCS MODE
CH 1175 Conducted 23.0 dBm
SAMSUNG DUAL-BAND PHONE - BODY SAR

Robot : PCTEST

Probe Offset = 0.25 cm
Sensor Factor = 0.0108
Conversion Factor = 1.378

PCTEST Amplifier Channel Settings : 0.245 0.231 0.224

Max Location : X = 0.750, Y = 0.000, Z = 0.000 (cm) Value = 5.232

Measured Values (volts) =

5.089E-003	3.957E-003	2.773E-003	2.062E-003	1.555E-003	1.208E-003
9.288E-004	7.239E-004	5.320E-004	3.779E-004	3.430E-004	2.962E-004
2.301E-004	2.023E-004	1.253E-004	1.204E-004	8.873E-005	8.722E-005
7.896E-005	6.364E-005	2.905E-005			

Calc. Voltage @ Surface (Vs) = 0.0069

Voltage @ 1.00 cm (Vt) = 0.0021

Ave. Voltage (Vs+Vt)/2 = 0.0045

Ave. SAR over 1 g (mW/g) = 0.5719

SAR Scan
File : 01062615_ZOOM
Start : 26-Jun-101 02:36:57 pm End : 26-Jun-101 02:45:47 pm
SAMSUNG/SPH-I300/1;1908.75MHz;W;Helical/In;
Body/Abdomen;ZOOM/SAR;PCTEST/E Field/0 DegreesMuscle/54.200/1.850

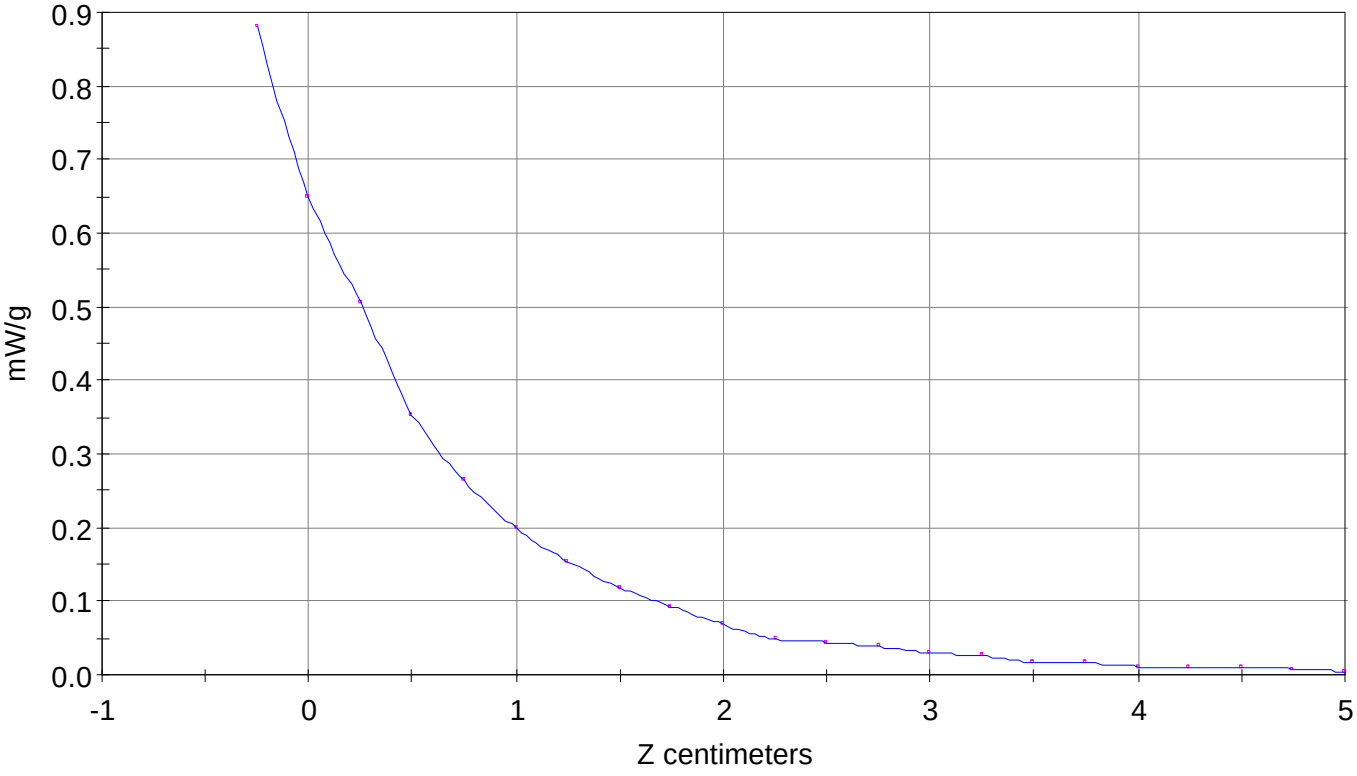

File : 01062615_ZOOM
Start : 26-Jun-101 02:36:57 pm End : 26-Jun-101 02:45:47 pm
SAMSUNG/SPH-I300/1;1908.75MHz;W;Helical/In;
Body/Abdomen;ZOOM/SAR;PCTEST/E Field/0 DegreesMuscle/54.200/1.850

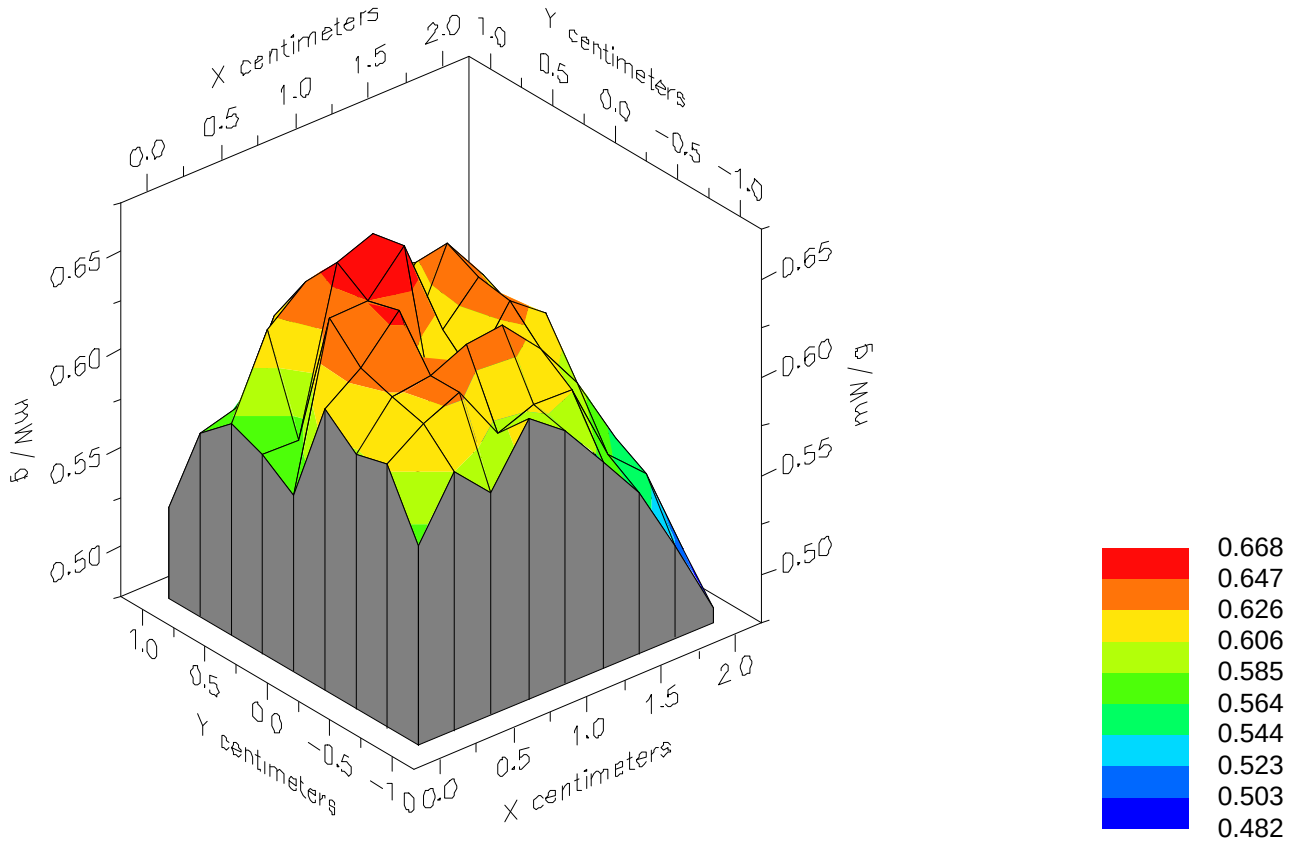

File : 01062615_ZOOM
Start : 26-Jun-101 02:36:57 pm End : 26-Jun-101 02:45:47 pm
SAMSUNG/SPH-I300/1;1908.75MHz;W;Helical/In;
Body/Abdomen;ZOOM/SAR;PCTEST/E Field/0 DegreesMuscle/54.200/1.850

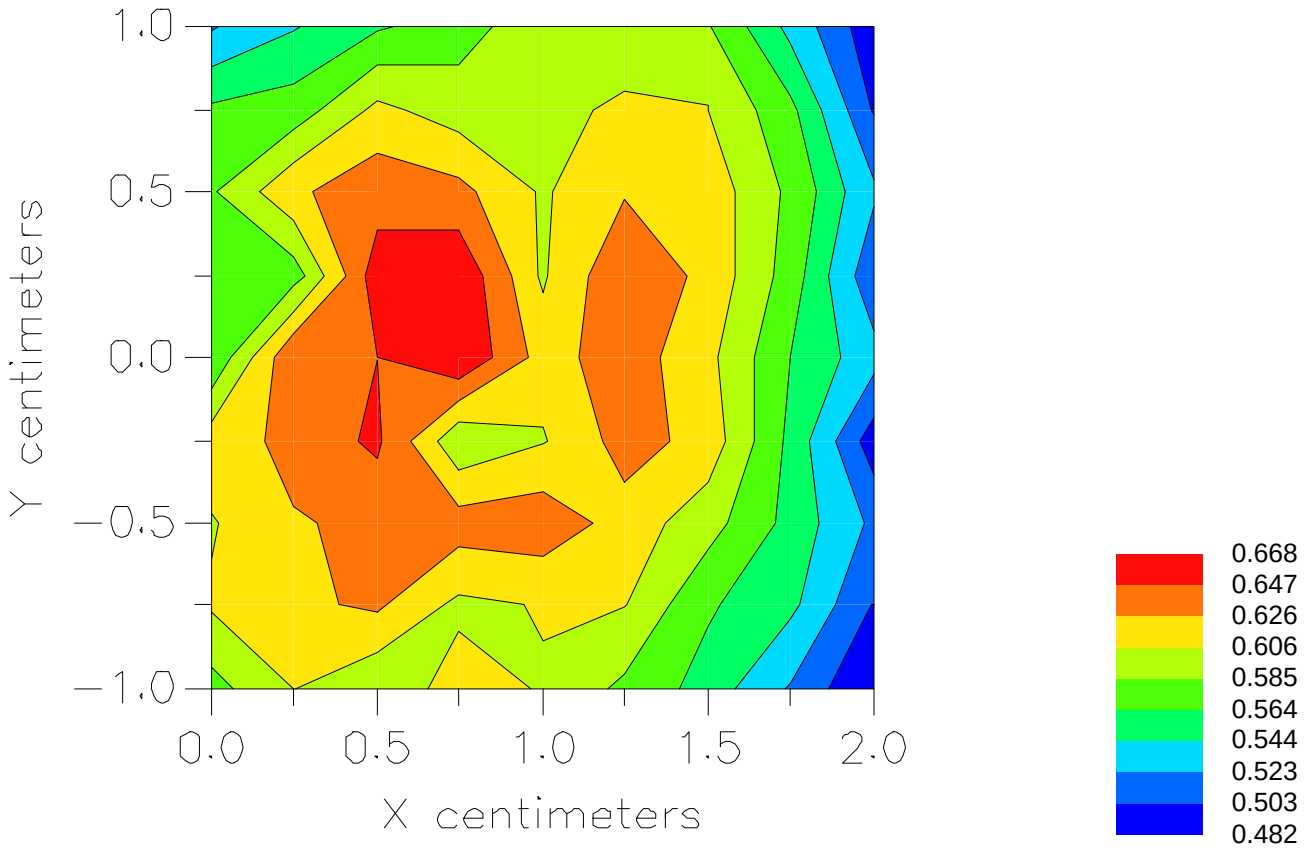

File : c:/idx3/SYSTEM/SARMEAS3/data/Normal/01062612_ZOOM.VLT
Start : 26-Jun-101 01:40:44 pm End : 26-Jun-101 01:48:32 pm

Radio Type : SAMSUNG
Model Number : SPH-I300
Serial Number : 1
Frequency : 1908.75 MHz
Peak Trans. Pwr : 0.200 W
Start Trans. Pwr: 0.200 W
Antenna Type : Helical
Antenna Posn. : Out
Phantom Type : Body
Phantom Posn. : Abdomen
Scan Type : ZOOM/SAR
Probe Name : PCTEST
Field Type : E Field
Orientation : 0 Degrees

Mixture Type = Muscle
Mixture Dielectric Constant = 54.200
Mixture Conductivity = 1.850

Comment :
SAMSUNG DUAL-BAND PHONE - PCS MODE
CH 1175 Conducted 23.0 dBm
SAMSUNG DUAL-BAND PHONE - BODY SAR

Robot : PCTEST

Probe Offset = 0.25 cm
Sensor Factor = 0.0108
Conversion Factor = 1.378

PCTEST Amplifier Channel Settings : 0.245 0.231 0.224

Max Location : X = -6.500, Y = -3.250, Z = 0.000 (cm) Value = 5.959

Measured Values (volts) =

5.756E-003	4.713E-003	3.114E-003	1.747E-003	8.637E-004	6.972E-004
1.049E-003	1.233E-003	9.235E-004	6.240E-004	2.095E-004	1.478E-004
1.047E-004	7.573E-005	7.728E-005	5.947E-005	3.996E-005	2.943E-005
1.443E-005	1.279E-005	1.810E-005			

Calc. Voltage @ Surface (Vs) = 0.0079

Voltage @ 1.00 cm (Vt) = 0.0017

Ave. Voltage (Vs+Vt)/2 = 0.0048

Ave. SAR over 1 g (mW/g) = 0.6135

SAR Scan
File : 01062612_ZOOM
Start : 26-Jun-101 01:40:44 pm End : 26-Jun-101 01:48:32 pm
SAMSUNG/SPH-I300/1;1908.75MHz;W;Helical/Out;
Body/Abdomen;ZOOM/SAR;PCTEST/E Field/0 DegreesMuscle/54.200/1.850

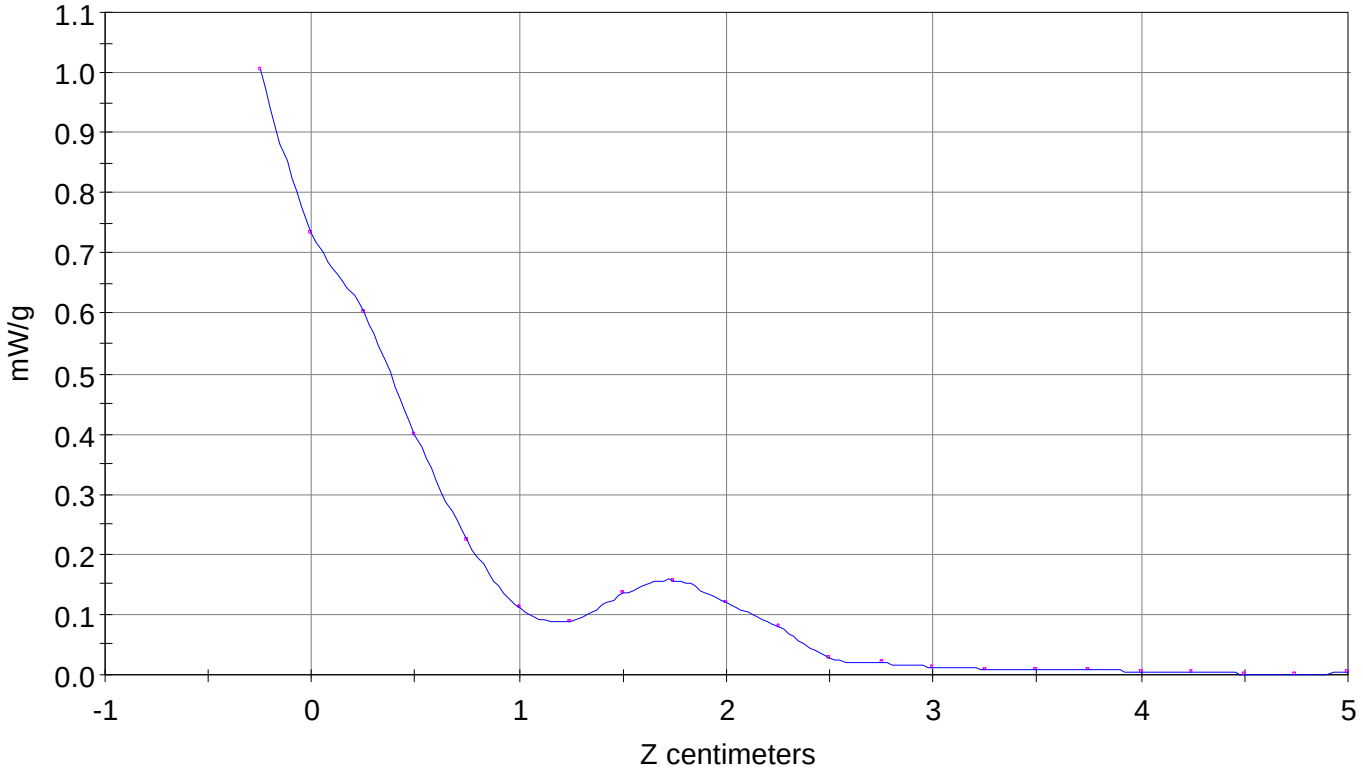

File : 01062612_ZOOM
Start : 26-Jun-101 01:40:44 pm End : 26-Jun-101 01:48:32 pm
SAMSUNG/SPH-I300/1;1908.75MHz;W;Helical/Out;
Body/Abdomen;ZOOM/SAR;PCTEST/E Field/0 DegreesMuscle/54.200/1.850

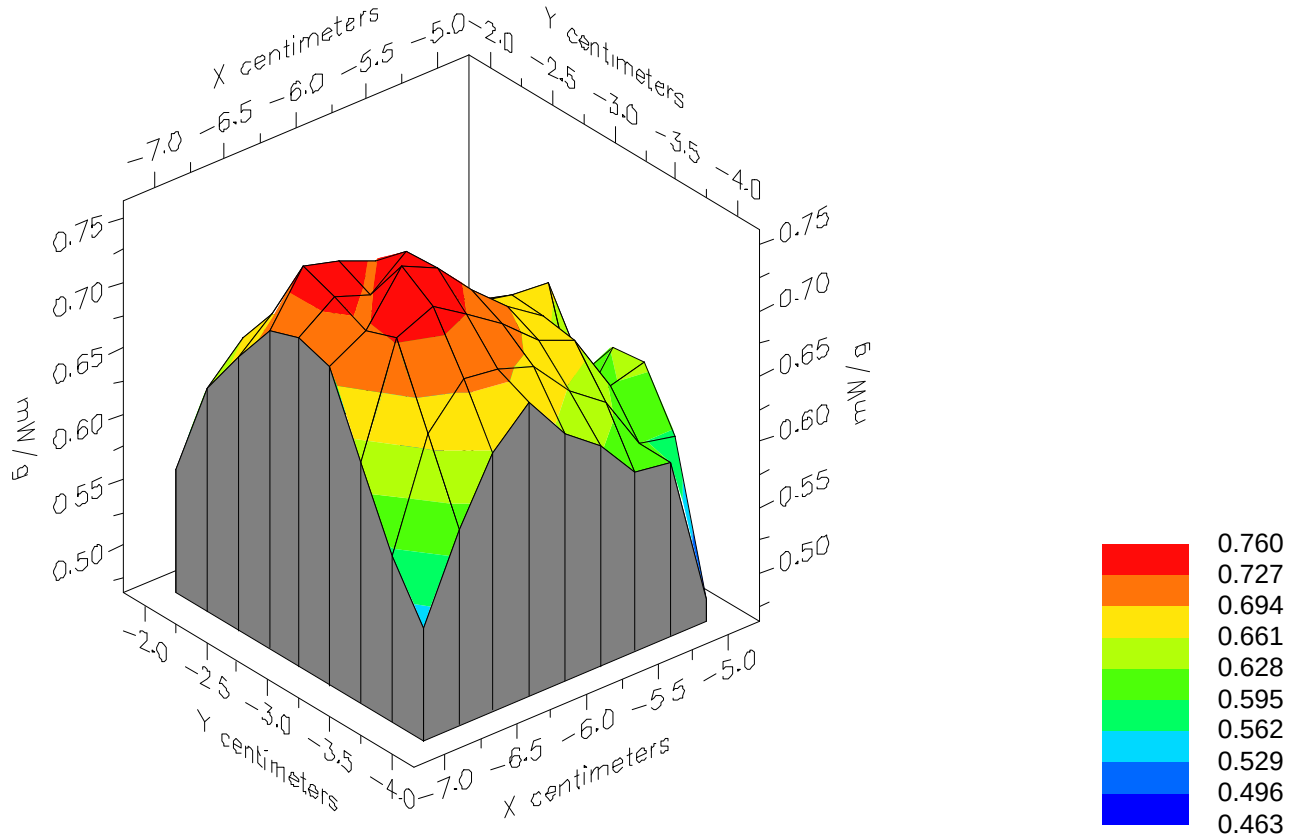
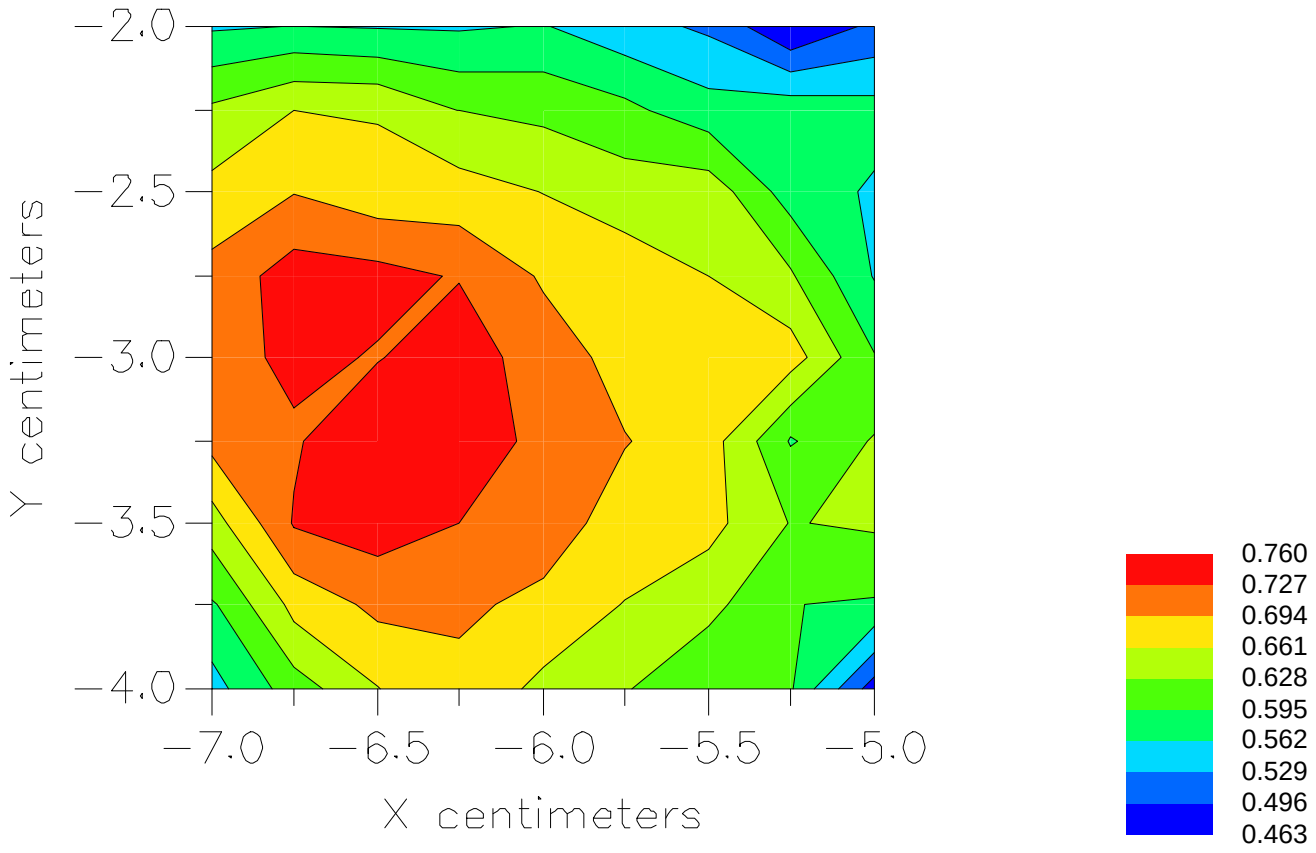
File : 01062612_ZOOM
Start : 26-Jun-101 01:40:44 pm End : 26-Jun-101 01:48:32 pm
SAMSUNG/SPH-I300/1;1908.75MHz;W;Helical/Out;
Body/Abdomen;ZOOM/SAR;PCTEST/E Field/0 DegreesMuscle/54.200/1.850