800 MHz Head SAR

File : c:/idx3/SYSTEM/SARMEAS3/data/Normal/01032722_ZOOM.VLT
Start : 27-Mar-101 04:28:51 pm End : 27-Mar-101 04:40:05 pm

Radio Type : SAMSUNG
Model Number : SCH-N150
Serial Number : 1
Frequency : 824.04 MHz
Peak Trans. Pwr : 0.500 W
Start Trans. Pwr: 0.500 W
Antenna Type : Helical
Antenna Posn. : In
Phantom Type : Head
Phantom Posn. : Left Ear
Scan Type : ZOOM/SAR
Probe Name : PCTEST
Field Type : E Field
Orientation : 0 Degrees

Mixture Type = Brain
Mixture Dielectric Constant = 41.500
Mixture Conductivity = 0.900

Comment :
SAMSUNG TRI-MODE PHONE - AMPS MODE
CHAN 0991 Conducted 27.0 dBm
SAMSUNG TRI-MODE PHONE

Robot : PCTEST

Probe Offset = 0.25 cm
Sensor Factor = 0.0108
Conversion Factor = 0.788

PCTEST Amplifier Channel Settings : 0.166 0.135 0.132

Max Location : X = 2.250, Y = -4.500, Z = 0.000 (cm) Value = 20.160

Measured Values (volts) =

2.024E-002	1.552E-002	1.302E-002	1.090E-002	9.377E-003	8.624E-003
8.076E-003	7.550E-003	7.054E-003	6.364E-003	5.657E-003	4.593E-003
3.555E-003	2.541E-003	1.839E-003	1.393E-003	1.342E-003	1.613E-003
2.048E-003	2.533E-003	2.724E-003			

Calc. Voltage @ Surface (Vs) = 0.0253

Voltage @ 1.00 cm (Vt) = 0.0109

Ave. Voltage (Vs+Vt)/2 = 0.0181

Ave. SAR over 1 g (mW/g) = 1.3196

SAR Scan
File : 01032722_ZOOM
Start : 27-Mar-101 04:28:51 pm End : 27-Mar-101 04:40:05 pm
SAMSUNG/SCH-N150/1;824.04MHz;W;Helical/In;
Head/Left Ear;ZOOM/SAR;PCTEST/E Field/0 DegreesBrain/41.500/0.900

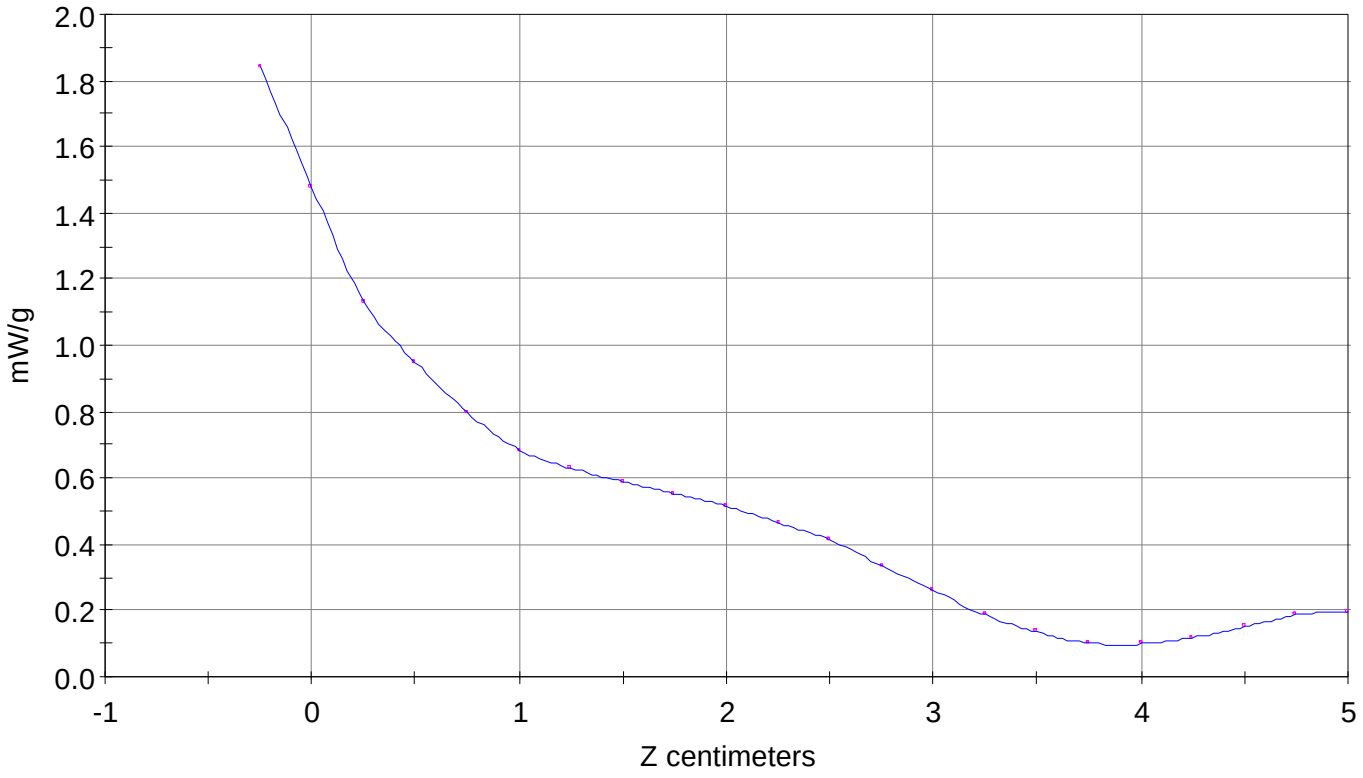

File : 01032722_ZOOM
Start : 27-Mar-101 04:28:51 pm End : 27-Mar-101 04:40:05 pm
SAMSUNG/SCH-N150/1;824.04MHz;W;Helical/In;
Head/Left Ear;ZOOM/SAR;PCTEST/E Field/0 DegreesBrain/41.500/0.900

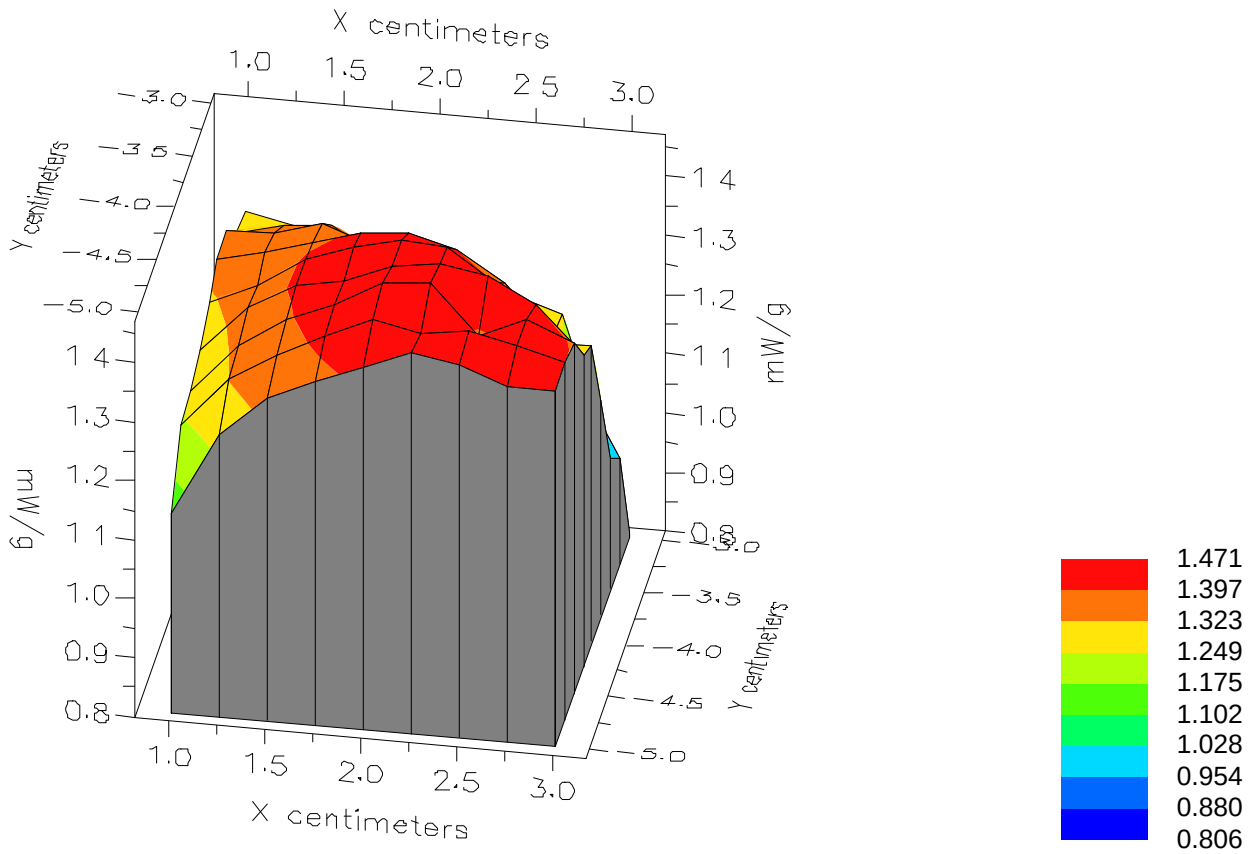

File : 01032722_ZOOM
Start : 27-Mar-101 04:28:51 pm End : 27-Mar-101 04:40:05 pm
SAMSUNG/SCH-N150/1;824.04MHz;W;Helical/In;
Head/Left Ear;ZOOM/SAR;PCTEST/E Field/0 DegreesBrain/41.500/0.900

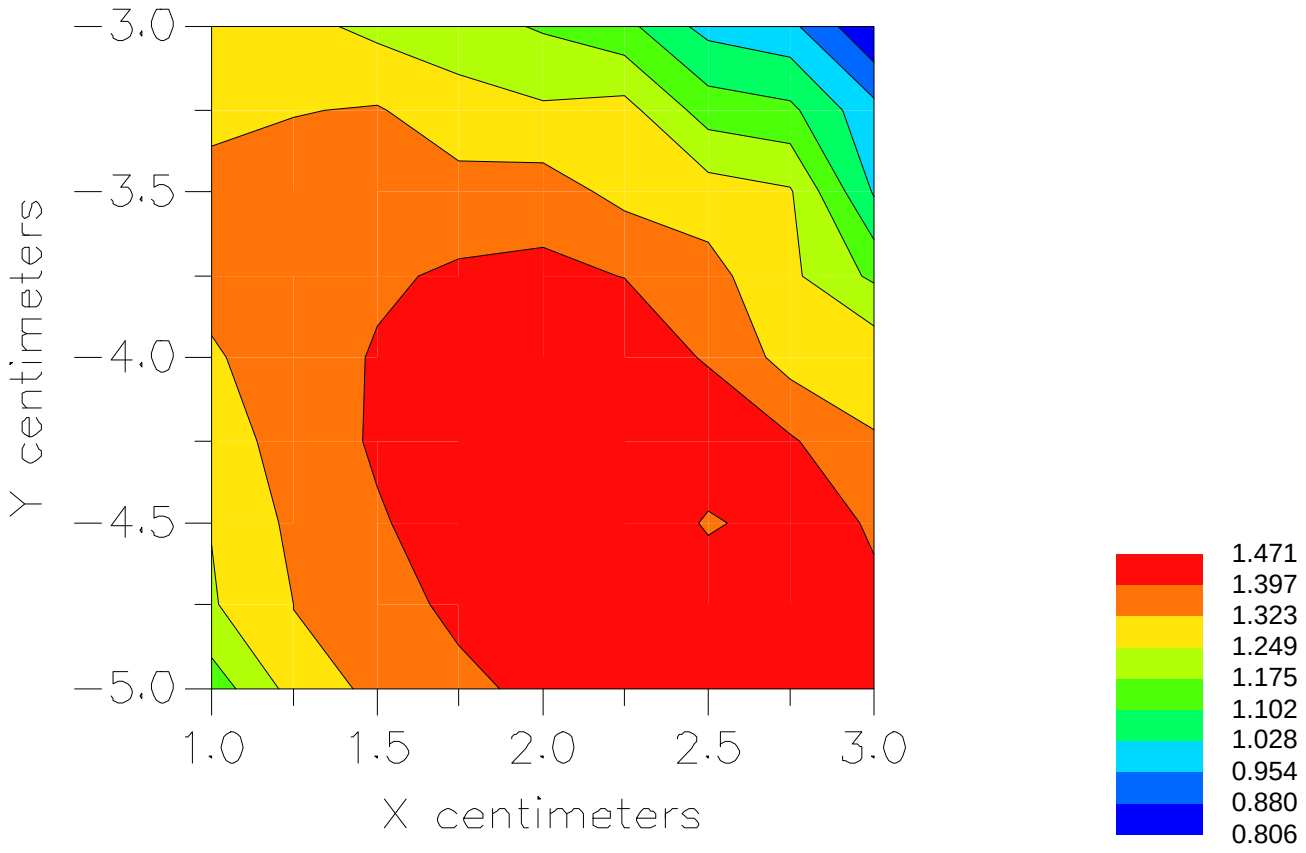

File : c:/idx3/SYSTEM/SARMEAS3/data/Normal/01032728_ZOOM.VLT
Start : 27-Mar-101 05:30:33 pm End : 27-Mar-101 05:40:00 pm

Radio Type : SAMSUNG
Model Number : SCH-N150
Serial Number : 1
Frequency : 824.04 MHz
Peak Trans. Pwr : 0.500 W
Start Trans. Pwr: 0.500 W
Antenna Type : Helical
Antenna Posn. : Out
Phantom Type : Head
Phantom Posn. : Left Ear
Scan Type : ZOOM/SAR
Probe Name : PCTEST
Field Type : E Field
Orientation : 0 Degrees

Mixture Type = Brain
Mixture Dielectric Constant = 41.500
Mixture Conductivity = 0.900

Comment :
SAMSUNG TRI-MODE PHONE - AMPS MODE
CHAN 0991 Conducted 27.0 dBm
SAMSUNG TRI-MODE PHONE

Robot : PCTEST

Probe Offset = 0.25 cm
Sensor Factor = 0.0108
Conversion Factor = 0.788

PCTEST Amplifier Channel Settings : 0.166 0.135 0.132

Max Location : X = 2.250, Y = -4.500, Z = 0.000 (cm) Value = 17.730

Measured Values (volts) =

1.773E-002	1.370E-002	1.127E-002	9.679E-003	8.414E-003	7.589E-003
6.993E-003	6.621E-003	6.123E-003	5.554E-003	4.794E-003	3.926E-003
2.990E-003	2.160E-003	1.573E-003	1.257E-003	1.210E-003	1.460E-003
1.863E-003	2.239E-003	2.436E-003			

Calc. Voltage @ Surface (Vs) = 0.0222

Voltage @ 1.00 cm (Vt) = 0.0097

Ave. Voltage (Vs+Vt)/2 = 0.0160

Ave. SAR over 1 g (mW/g) = 1.1647

SAR Scan
File : 01032728_ZOOM
Start : 27-Mar-101 05:30:33 pm End : 27-Mar-101 05:40:00 pm
SAMSUNG/SCH-N150/1;824.04MHz;W;Helical/Out;
Head/Left Ear;ZOOM/SAR;PCTEST/E Field/0 DegreesBrain/41.500/0.900

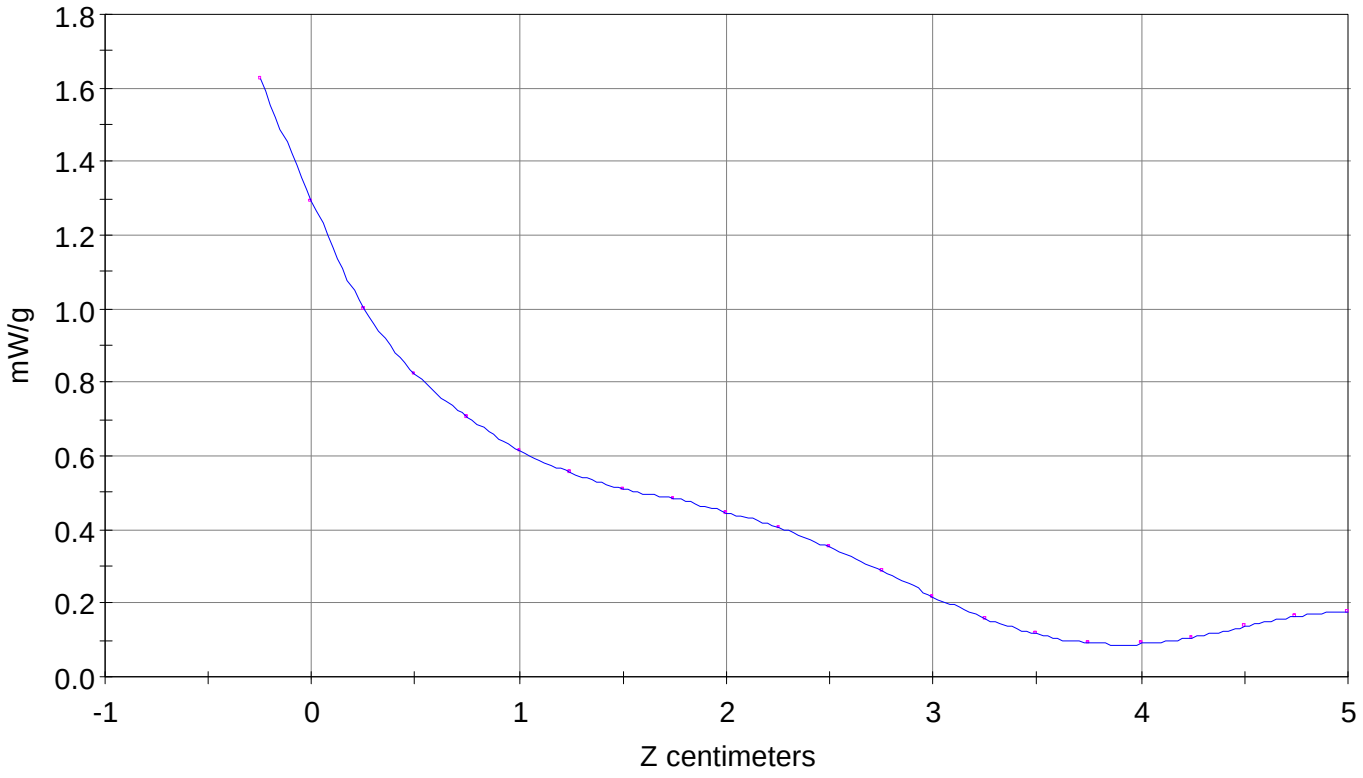

File : 01032728_ZOOM
Start : 27-Mar-101 05:30:33 pm End : 27-Mar-101 05:40:00 pm
SAMSUNG/SCH-N150/1;824.04MHz;W;Helical/Out;
Head/Left Ear;ZOOM/SAR;PCTEST/E Field/0 DegreesBrain/41.500/0.900

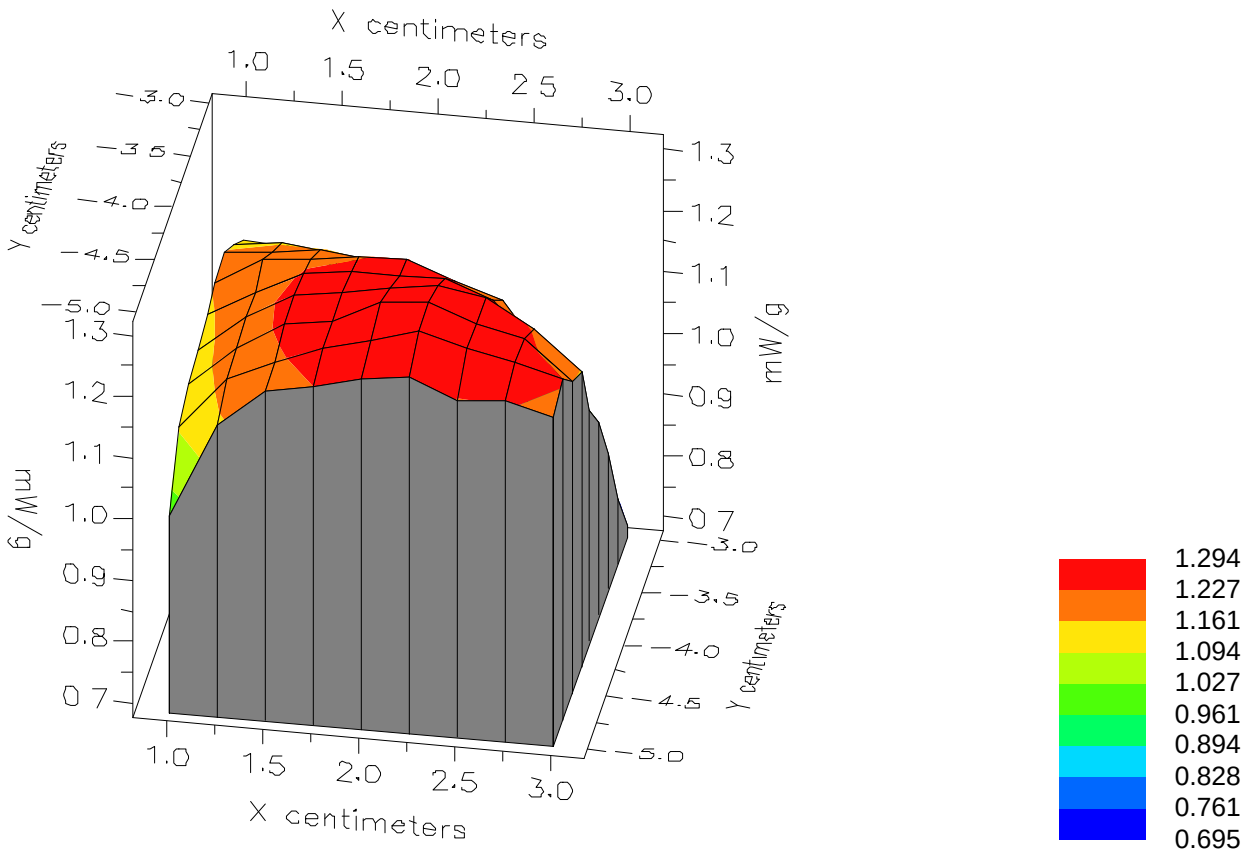

File : 01032728_ZOOM
Start : 27-Mar-101 05:30:33 pm End : 27-Mar-101 05:40:00 pm
SAMSUNG/SCH-N150/1;824.04MHz;W;Helical/Out;
Head/Left Ear;ZOOM/SAR;PCTEST/E Field/0 DegreesBrain/41.500/0.900

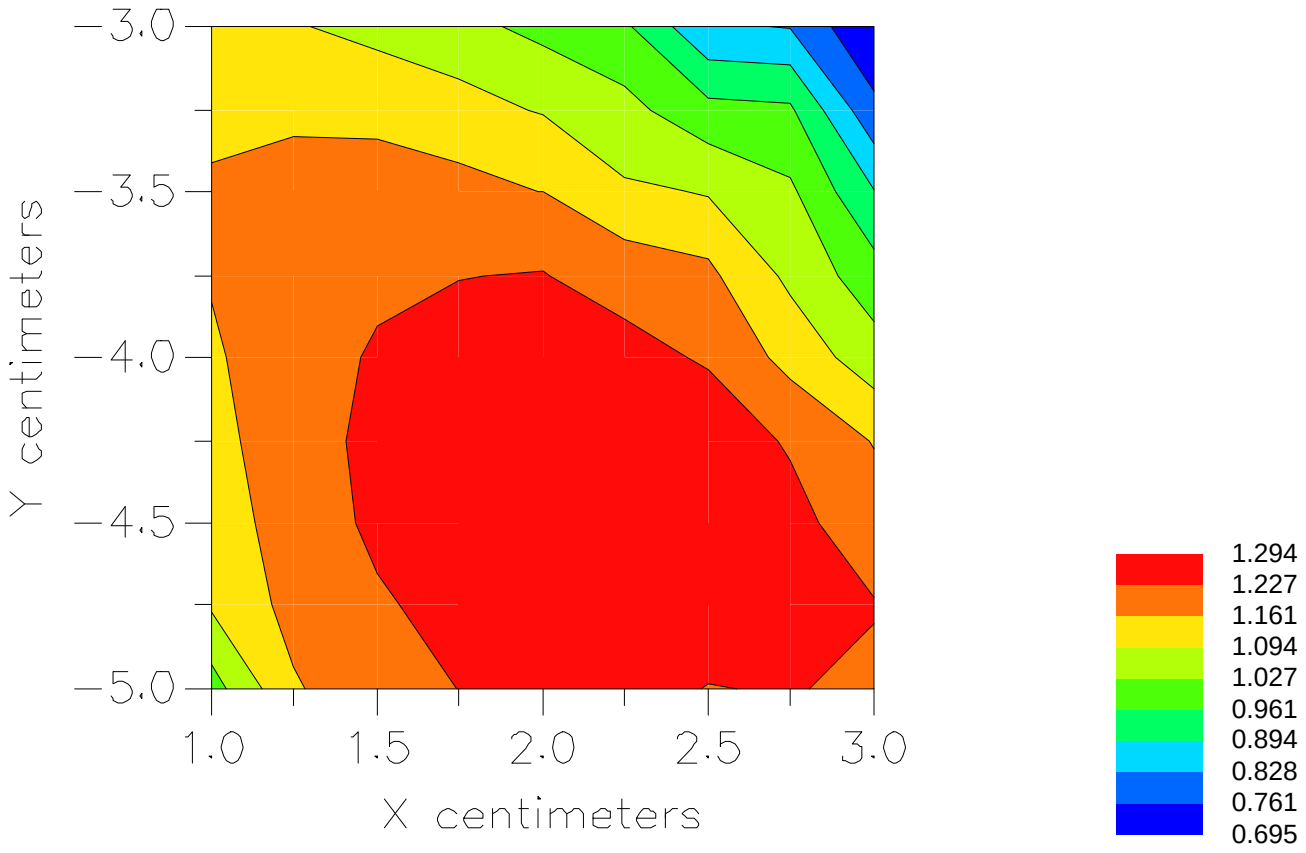

File : c:/idx3/SYSTEM/SARMEAS3/data/Normal/01032724_ZOOM.VLT
Start : 27-Mar-101 04:42:56 pm End : 27-Mar-101 04:54:11 pm

Radio Type : SAMSUNG
Model Number : SCH-N150
Serial Number : 1
Frequency : 836.49 MHz
Peak Trans. Pwr : 0.500 W
Start Trans. Pwr: 0.500 W
Antenna Type : Helical
Antenna Posn. : In
Phantom Type : Head
Phantom Posn. : Left Ear
Scan Type : ZOOM/SAR
Probe Name : PCTEST
Field Type : E Field
Orientation : 0 Degrees

Mixture Type = Brain
Mixture Dielectric Constant = 41.500
Mixture Conductivity = 0.900

Comment :
SAMSUNG TRI-MODE PHONE - AMPS MODE
CHAN 0383 Conducted 27.0 dBm
SAMSUNG TRI-MODE PHONE

Robot : PCTEST

Probe Offset = 0.25 cm
Sensor Factor = 0.0108
Conversion Factor = 0.788

PCTEST Amplifier Channel Settings : 0.166 0.135 0.132

Max Location : X = 2.250, Y = -4.500, Z = 0.000 (cm) Value = 15.567

Measured Values (volts) =

1.549E-002	1.184E-002	9.821E-003	8.312E-003	7.120E-003	6.374E-003
5.888E-003	5.578E-003	5.227E-003	4.747E-003	4.185E-003	3.419E-003
2.676E-003	1.899E-003	1.347E-003	1.030E-003	9.306E-004	1.142E-003
1.511E-003	1.836E-003	2.023E-003			

Calc. Voltage @ Surface (Vs) = 0.0195

Voltage @ 1.00 cm (Vt) = 0.0083

Ave. Voltage (Vs+Vt)/2 = 0.0139

Ave. SAR over 1 g (mW/g) = 1.0138

SAR Scan
File : 01032724_ZOOM
Start : 27-Mar-101 04:42:56 pm End : 27-Mar-101 04:54:11 pm
SAMSUNG/SCH-N150/1;836.49MHz;W;Helical/In;
Head/Left Ear;ZOOM/SAR;PCTEST/E Field/0 DegreesBrain/41.500/0.900

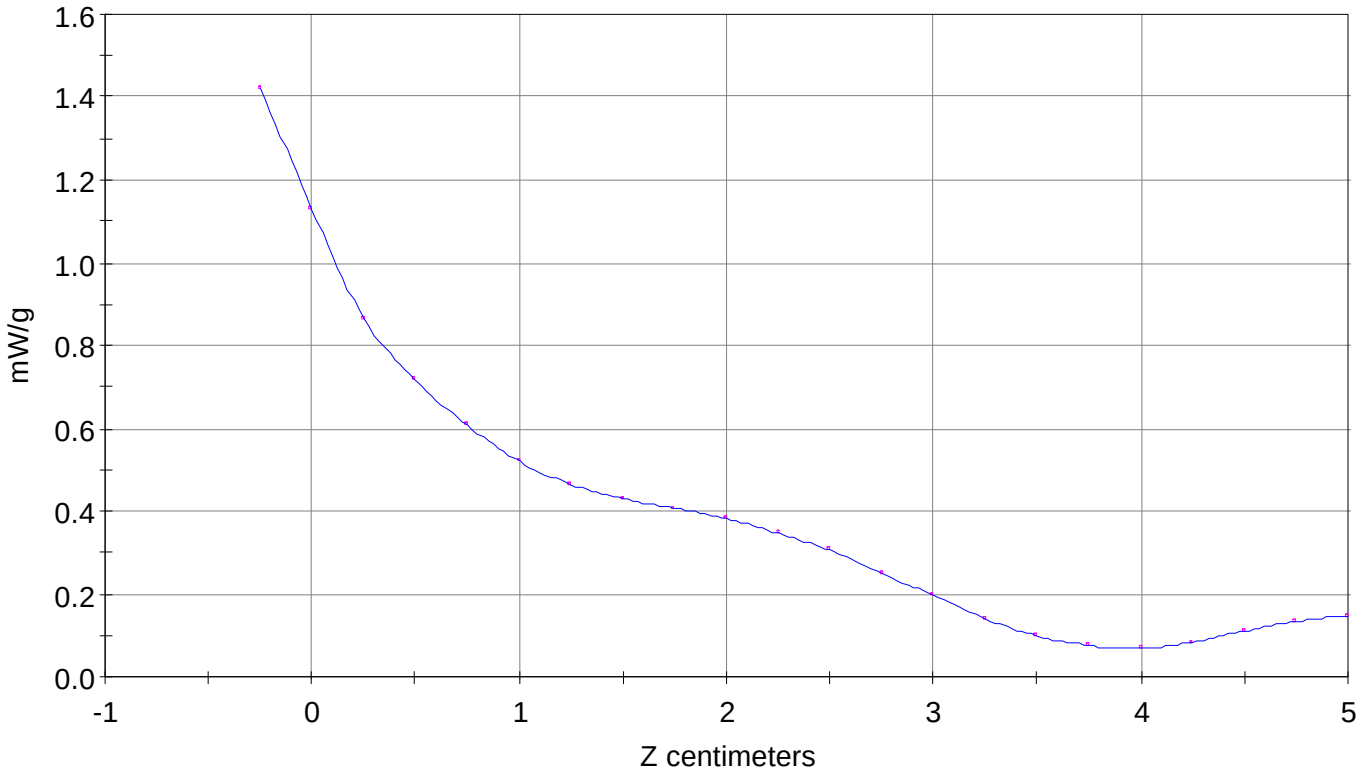

File : 01032724_ZOOM
Start : 27-Mar-101 04:42:56 pm End : 27-Mar-101 04:54:11 pm
SAMSUNG/SCH-N150/1;836.49MHz;W;Helical/In;
Head/Left Ear;ZOOM/SAR;PCTEST/E Field/0 DegreesBrain/41.500/0.900

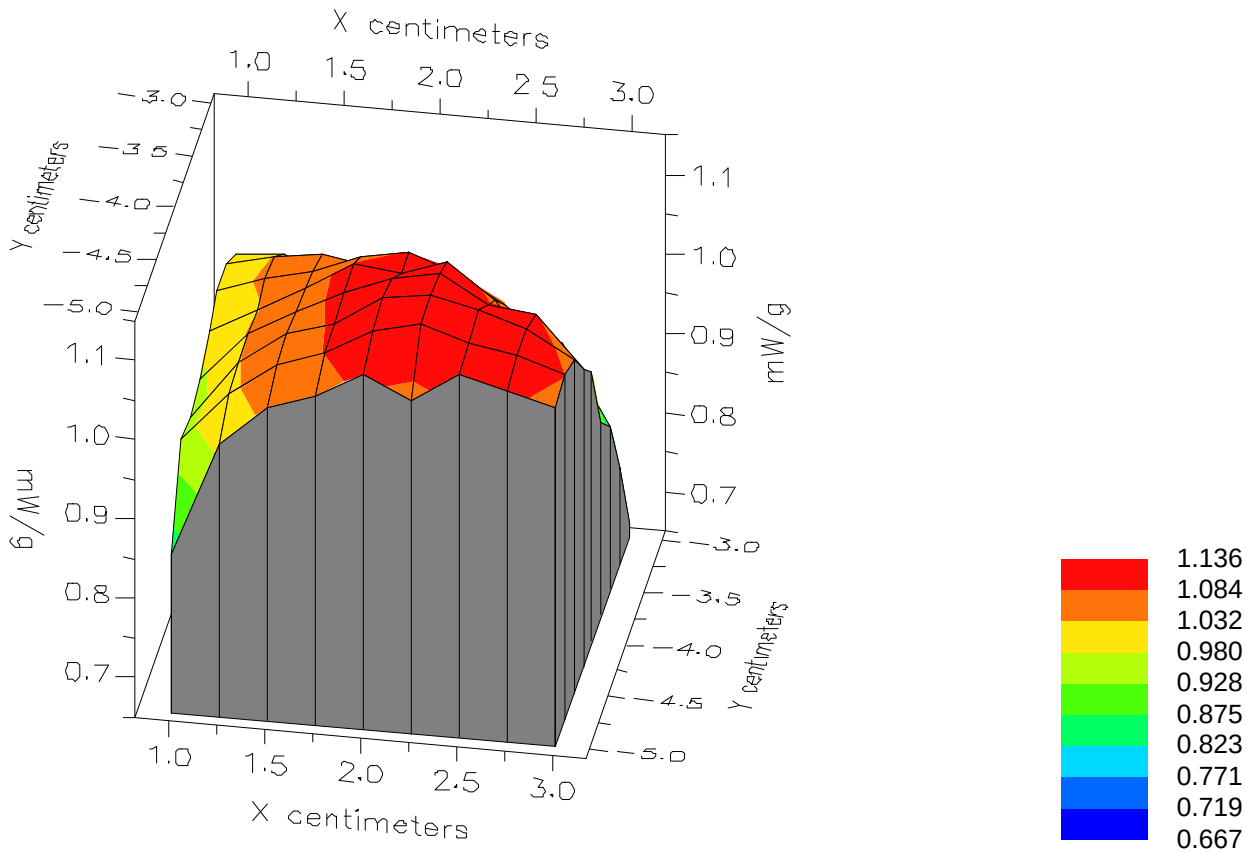

File : 01032724_ZOOM
Start : 27-Mar-101 04:42:56 pm End : 27-Mar-101 04:54:11 pm
SAMSUNG/SCH-N150/1;836.49MHz;W;Helical/In;
Head/Left Ear;ZOOM/SAR;PCTEST/E Field/0 DegreesBrain/41.500/0.900

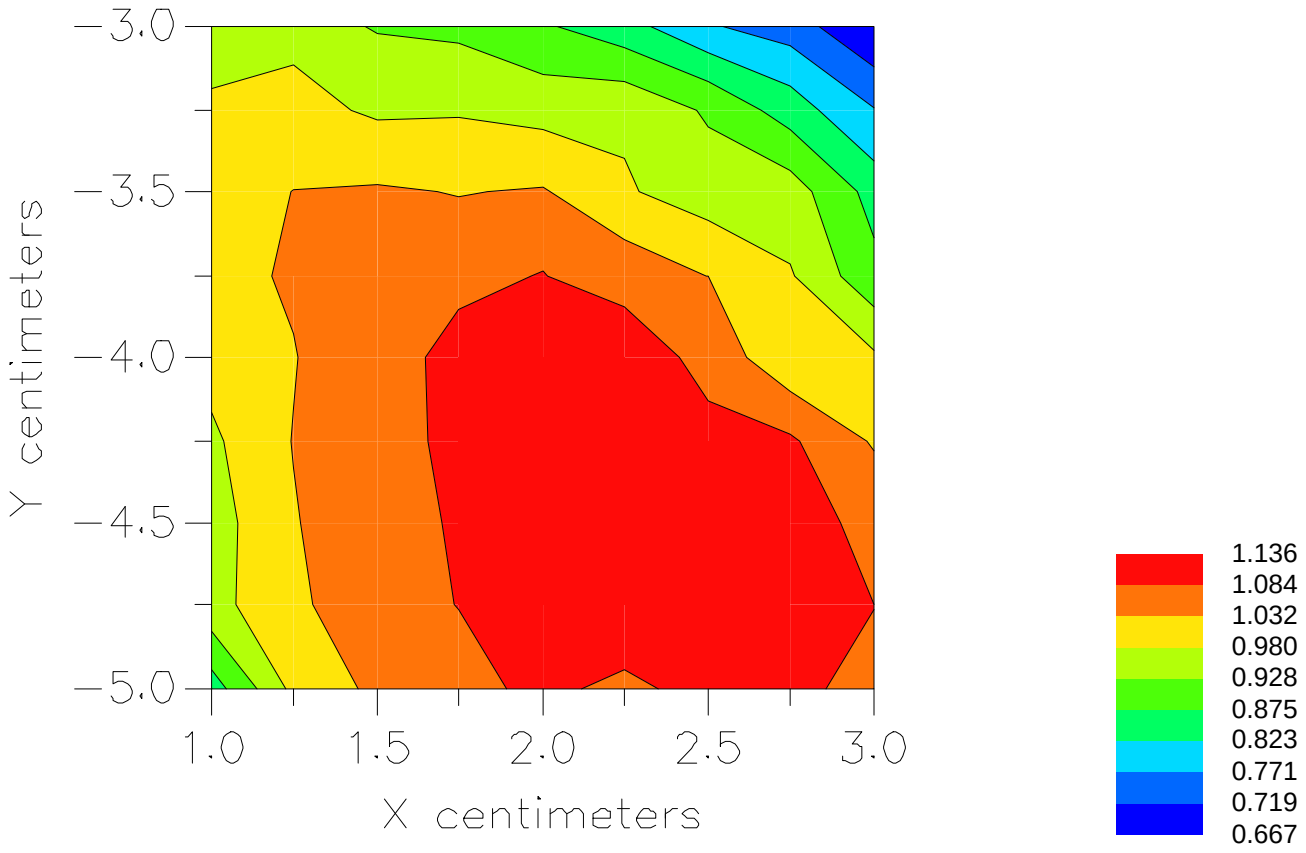

File : c:/idx3/SYSTEM/SARMEAS3/data/Normal/01032727_ZOOM.VLT
Start : 27-Mar-101 05:16:34 pm End : 27-Mar-101 05:27:54 pm

Radio Type : SAMSUNG
Model Number : SCH-N150
Serial Number : 1
Frequency : 836.49 MHz
Peak Trans. Pwr : 0.500 W
Start Trans. Pwr: 0.500 W
Antenna Type : Helical
Antenna Posn. : Out
Phantom Type : Head
Phantom Posn. : Left Ear
Scan Type : ZOOM/SAR
Probe Name : PCTEST
Field Type : E Field
Orientation : 0 Degrees

Mixture Type = Brain
Mixture Dielectric Constant = 41.500
Mixture Conductivity = 0.900

Comment :
SAMSUNG TRI-MODE PHONE - AMPS MODE
CHAN 0383 Conducted 27.0 dBm
SAMSUNG TRI-MODE PHONE

Robot : PCTEST

Probe Offset = 0.25 cm
Sensor Factor = 0.0108
Conversion Factor = 0.788

PCTEST Amplifier Channel Settings : 0.166 0.135 0.132

Max Location : X = 2.250, Y = -4.750, Z = 0.000 (cm) Value = 14.438

Measured Values (volts) =

1.429E-002	1.069E-002	9.094E-003	7.691E-003	6.774E-003	6.103E-003
5.666E-003	5.366E-003	4.951E-003	4.440E-003	3.807E-003	3.115E-003
2.411E-003	1.644E-003	1.224E-003	9.829E-004	1.007E-003	1.265E-003
1.575E-003	1.874E-003	1.923E-003			

Calc. Voltage @ Surface (Vs) = 0.0179

Voltage @ 1.00 cm (Vt) = 0.0077

Ave. Voltage (Vs+Vt)/2 = 0.0128

Ave. SAR over 1 g (mW/g) = 0.9353

SAR Scan
File : 01032727_ZOOM
Start : 27-Mar-101 05:16:34 pm End : 27-Mar-101 05:27:54 pm
SAMSUNG/SCH-N150/1;836.49MHz;W;Helical/Out;
Head/Left Ear;ZOOM/SAR;PCTEST/E Field/0 DegreesBrain/41.500/0.900

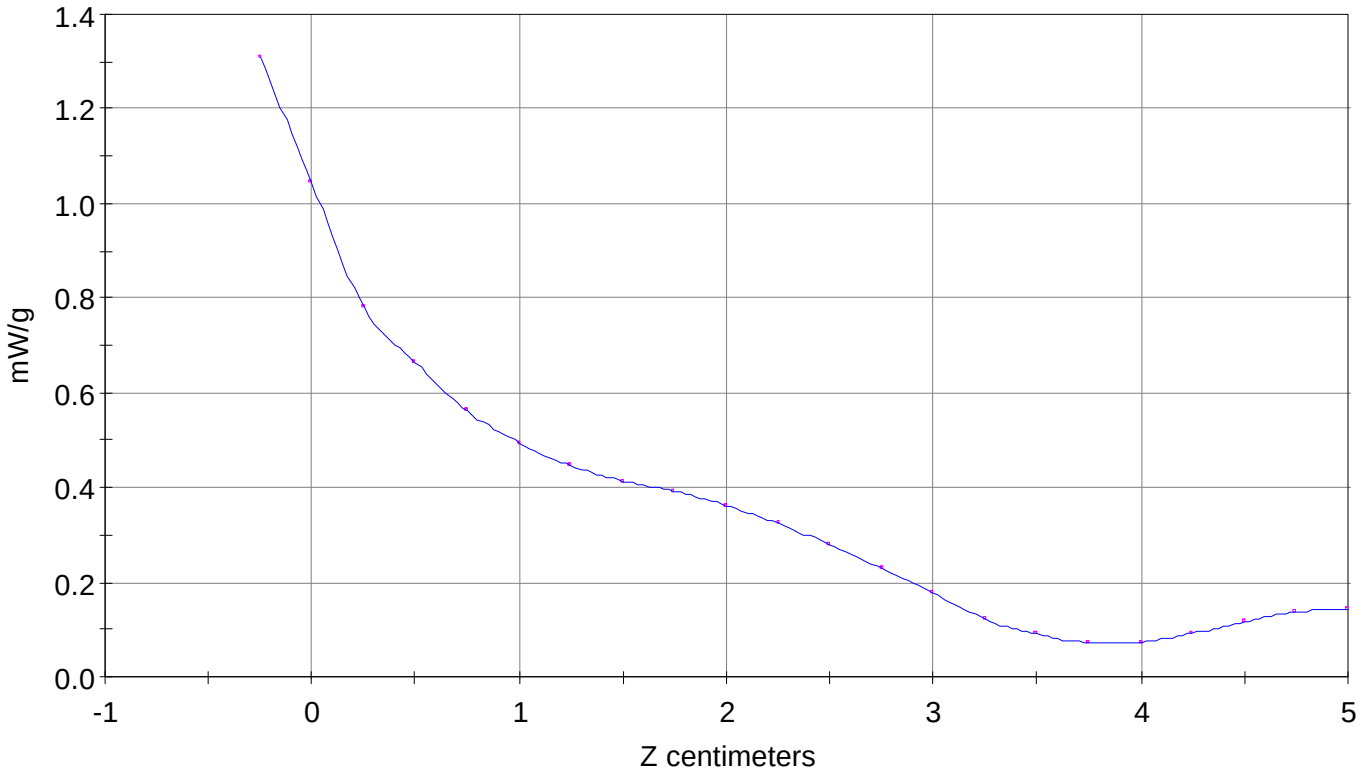

File : 01032727_ZOOM
Start : 27-Mar-101 05:16:34 pm End : 27-Mar-101 05:27:54 pm
SAMSUNG/SCH-N150/1;836.49MHz;W;Helical/Out;
Head/Left Ear;ZOOM/SAR;PCTEST/E Field/0 DegreesBrain/41.500/0.900

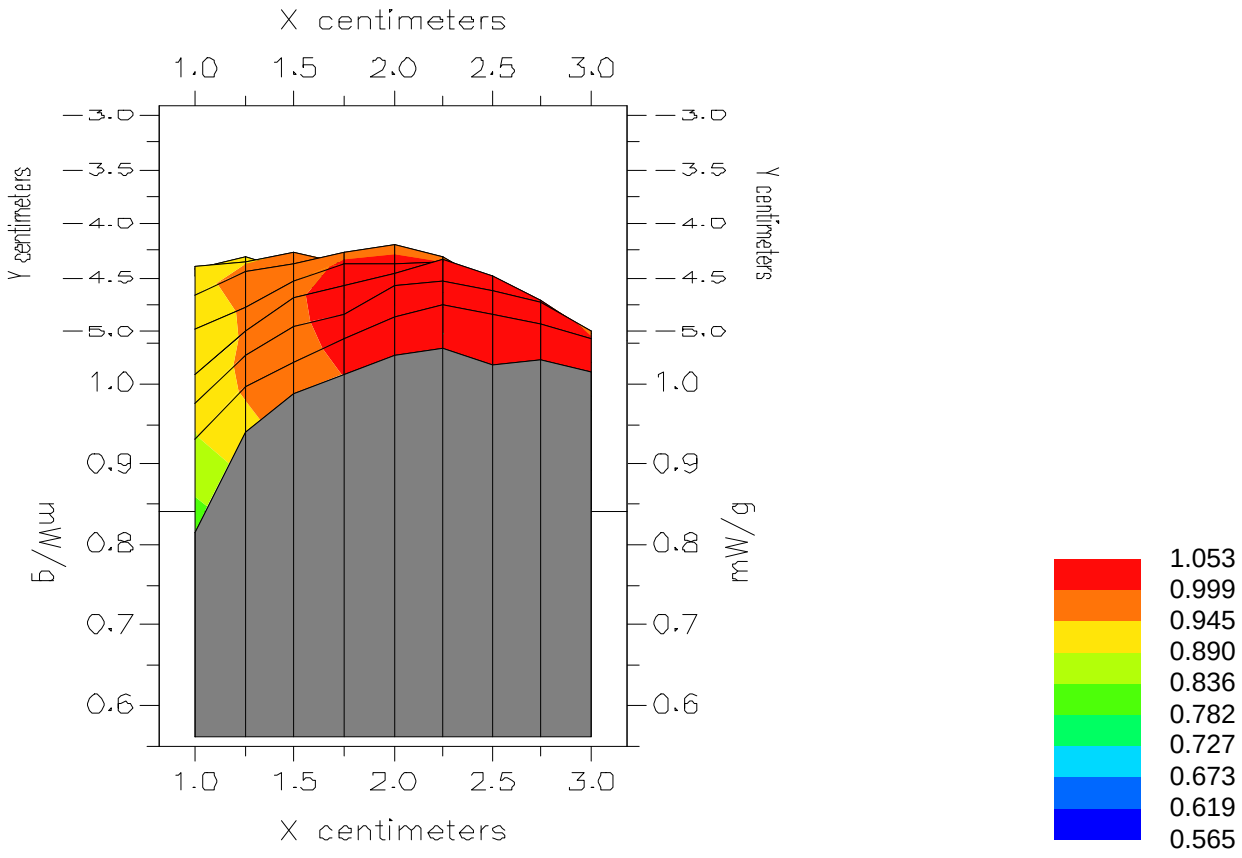

File : 01032727_ZOOM
Start : 27-Mar-101 05:16:34 pm End : 27-Mar-101 05:27:54 pm
SAMSUNG/SCH-N150/1;836.49MHz;W;Helical/Out;
Head/Left Ear;ZOOM/SAR;PCTEST/E Field/0 DegreesBrain/41.500/0.900

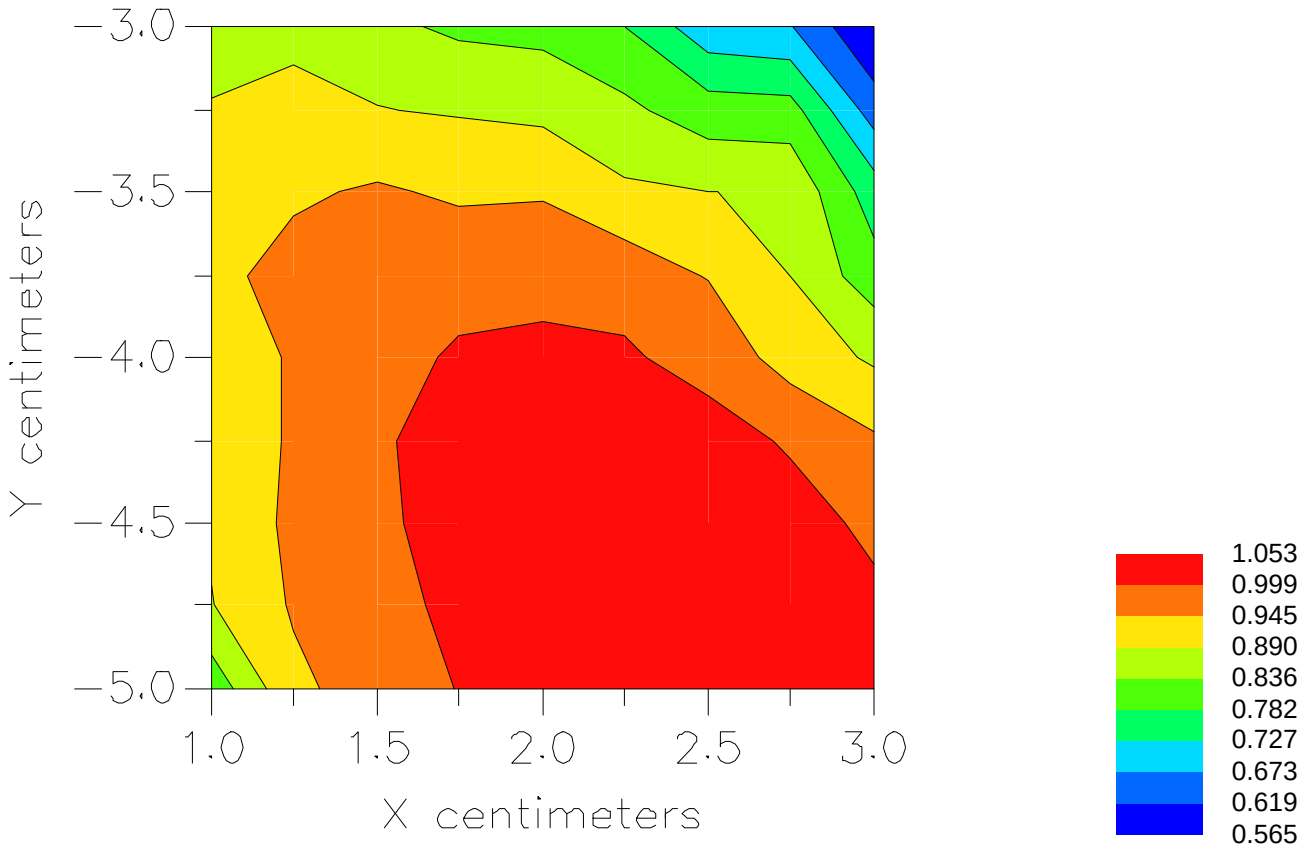

File : c:/idx3/SYSTEM/SARMEAS3/data/Normal/01032725_ZOOM.VLT
Start : 27-Mar-101 04:55:05 pm End : 27-Mar-101 05:04:31 pm

Radio Type : SAMSUNG
Model Number : SCH-N150
Serial Number : 1
Frequency : 848.97 MHz
Peak Trans. Pwr : 0.500 W
Start Trans. Pwr: 0.500 W
Antenna Type : Helical
Antenna Posn. : In
Phantom Type : Head
Phantom Posn. : Left Ear
Scan Type : ZOOM/SAR
Probe Name : PCTEST
Field Type : E Field
Orientation : 0 Degrees

Mixture Type = Brain
Mixture Dielectric Constant = 41.500
Mixture Conductivity = 0.900

Comment :
SAMSUNG TRI-MODE PHONE - AMPS MODE
CHAN 0799 Conducted 27.0 dBm
SAMSUNG TRI-MODE PHONE

Robot : PCTEST

Probe Offset = 0.25 cm
Sensor Factor = 0.0108
Conversion Factor = 0.788

PCTEST Amplifier Channel Settings : 0.166 0.135 0.132

Max Location : X = 2.250, Y = -4.500, Z = 0.000 (cm) Value = 18.836

Measured Values (volts) =

1.882E-002	1.380E-002	1.146E-002	9.647E-003	8.331E-003	7.476E-003
6.932E-003	6.581E-003	6.129E-003	5.615E-003	4.866E-003	3.969E-003
3.080E-003	2.193E-003	1.524E-003	1.216E-003	1.205E-003	1.447E-003
1.858E-003	2.249E-003	2.372E-003			

Calc. Voltage @ Surface (Vs) = 0.0242

Voltage @ 1.00 cm (Vt) = 0.0096

Ave. Voltage (Vs+Vt)/2 = 0.0169

Ave. SAR over 1 g (mW/g) = 1.2337

SAR Scan
File : 01032725_ZOOM
Start : 27-Mar-101 04:55:05 pm End : 27-Mar-101 05:04:31 pm
SAMSUNG/SCH-N150/1;848.97MHz;W;Helical/In;
Head/Left Ear;ZOOM/SAR;PCTEST/E Field/0 DegreesBrain/41.500/0.900

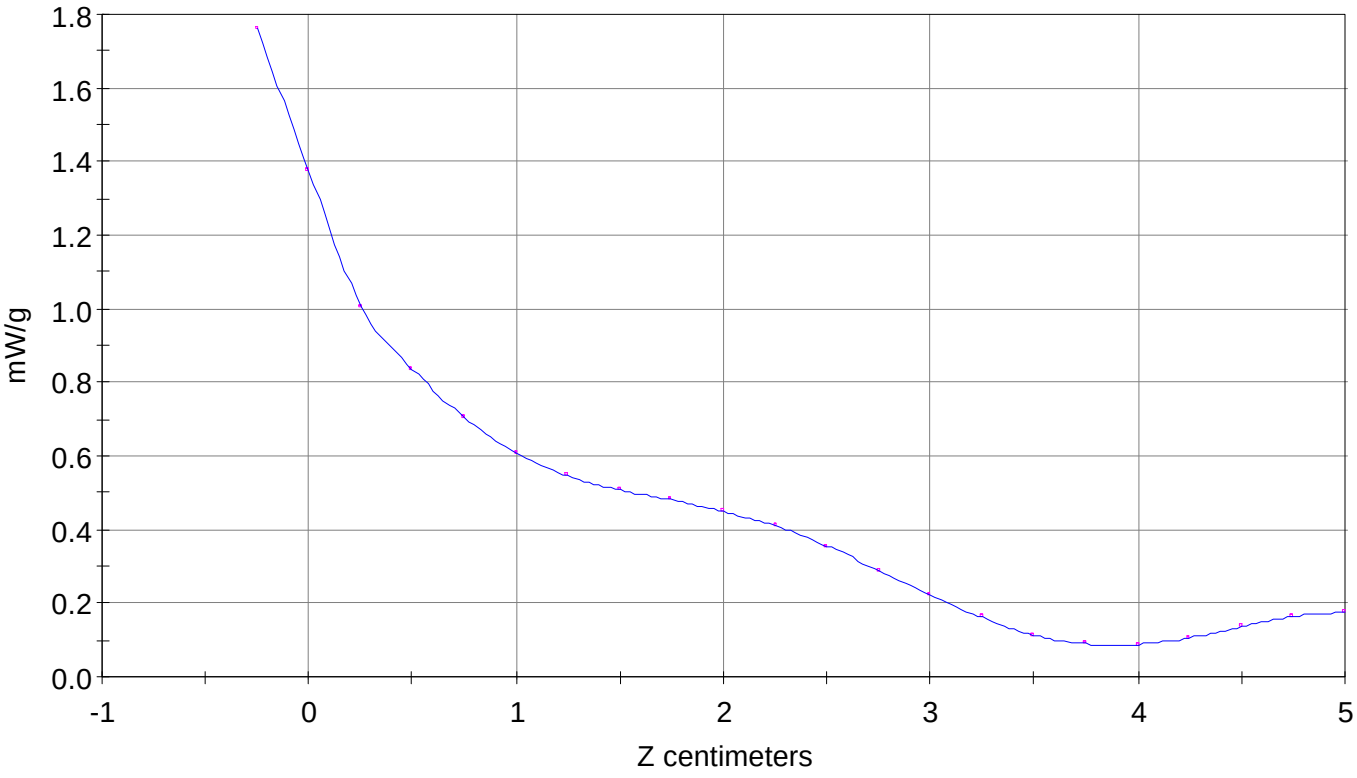

File : 01032725_ZOOM
Start : 27-Mar-101 04:55:05 pm End : 27-Mar-101 05:04:31 pm
SAMSUNG/SCH-N150/1;848.97MHz;W;Helical/In;
Head/Left Ear;ZOOM/SAR;PCTEST/E Field/0 DegreesBrain/41.500/0.900

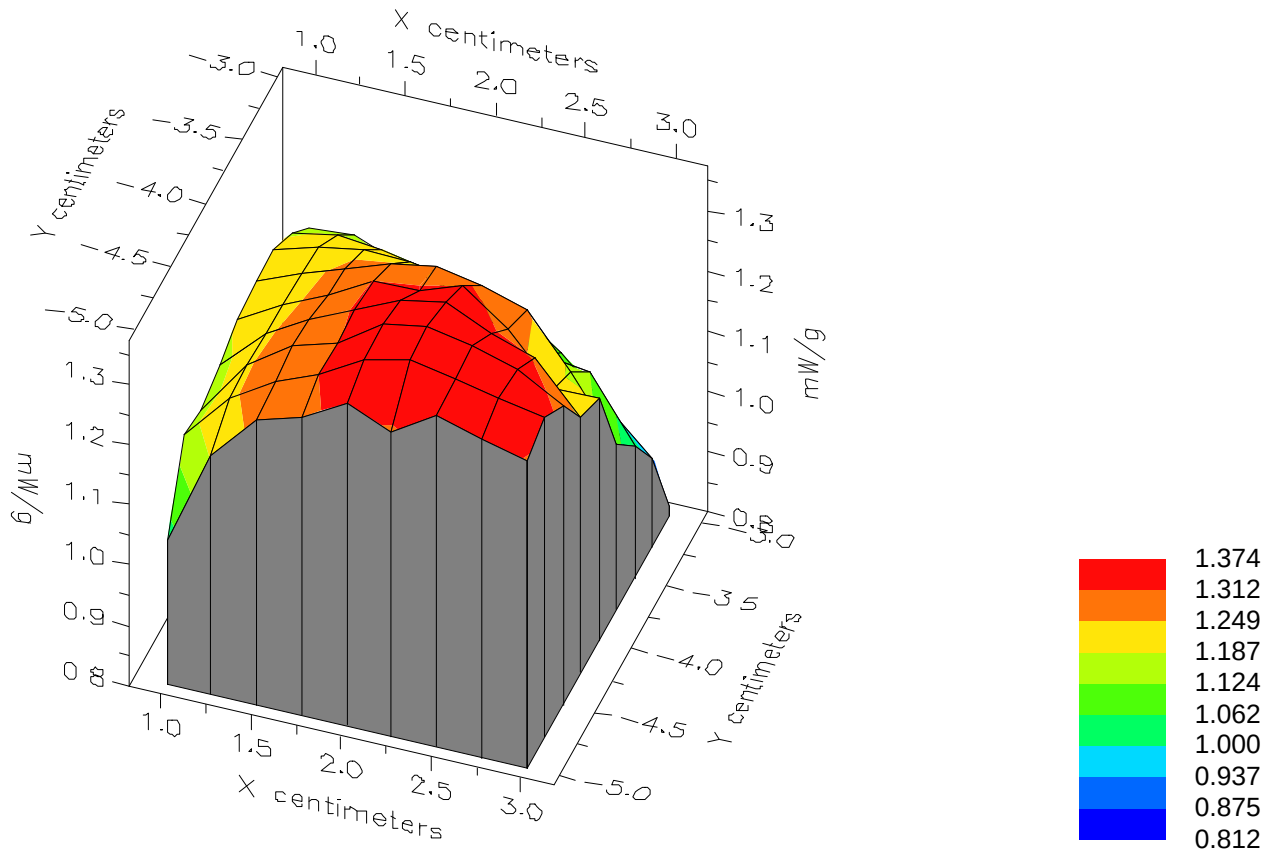

File : 01032725_ZOOM
Start : 27-Mar-101 04:55:05 pm End : 27-Mar-101 05:04:31 pm
SAMSUNG/SCH-N150/1;848.97MHz;W;Helical/In;
Head/Left Ear;ZOOM/SAR;PCTEST/E Field/0 DegreesBrain/41.500/0.900

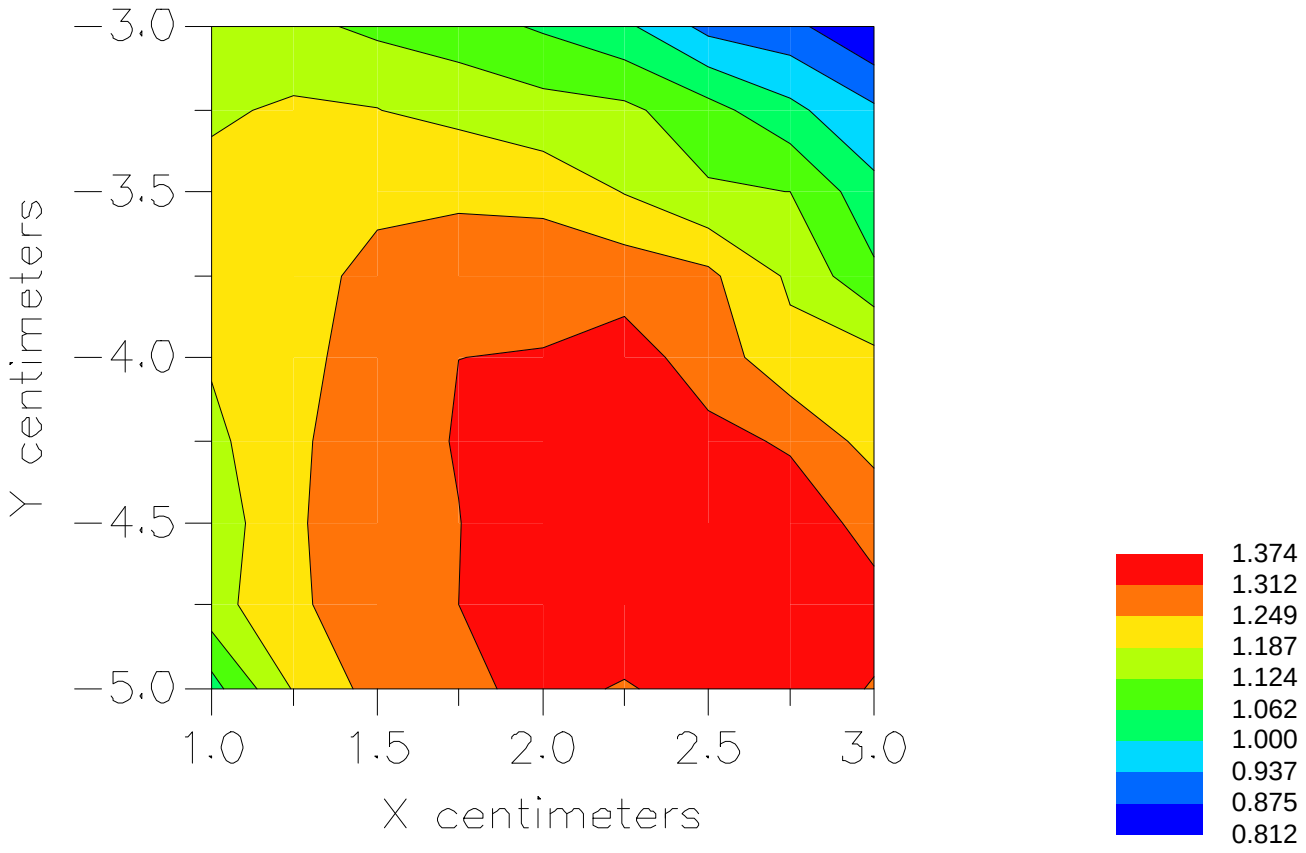

File : c:/idx3/SYSTEM/SARMEAS3/data/Normal/01032726_ZOOM.VLT
Start : 27-Mar-101 05:05:44 pm End : 27-Mar-101 05:15:09 pm

Radio Type : SAMSUNG
Model Number : SCH-N150
Serial Number : 1
Frequency : 848.97 MHz
Peak Trans. Pwr : 0.500 W
Start Trans. Pwr: 0.500 W
Antenna Type : Helical
Antenna Posn. : Out
Phantom Type : Head
Phantom Posn. : Left Ear
Scan Type : ZOOM/SAR
Probe Name : PCTEST
Field Type : E Field
Orientation : 0 Degrees

Mixture Type = Brain
Mixture Dielectric Constant = 41.500
Mixture Conductivity = 0.900

Comment :
SAMSUNG TRI-MODE PHONE - AMPS MODE
CHAN 0799 Conducted 27.0 dBm
SAMSUNG TRI-MODE PHONE

Robot : PCTEST

Probe Offset = 0.25 cm
Sensor Factor = 0.0108
Conversion Factor = 0.788

PCTEST Amplifier Channel Settings : 0.166 0.135 0.132

Max Location : X = 2.250, Y = -4.750, Z = 0.000 (cm) Value = 17.276

Measured Values (volts) =

1.711E-002	1.311E-002	1.092E-002	9.253E-003	8.044E-003	7.125E-003
6.659E-003	6.173E-003	5.838E-003	5.253E-003	4.595E-003	3.747E-003
2.901E-003	2.117E-003	1.490E-003	1.171E-003	1.127E-003	1.409E-003
1.753E-003	2.149E-003	2.279E-003			

Calc. Voltage @ Surface (Vs) = 0.0214

Voltage @ 1.00 cm (Vt) = 0.0093

Ave. Voltage (Vs+Vt)/2 = 0.0153

Ave. SAR over 1 g (mW/g) = 1.1198

SAR Scan
File : 01032726_ZOOM
Start : 27-Mar-101 05:05:44 pm End : 27-Mar-101 05:15:09 pm
SAMSUNG/SCH-N150/1;848.97MHz;W;Helical/Out;
Head/Left Ear;ZOOM/SAR;PCTEST/E Field/0 DegreesBrain/41.500/0.900

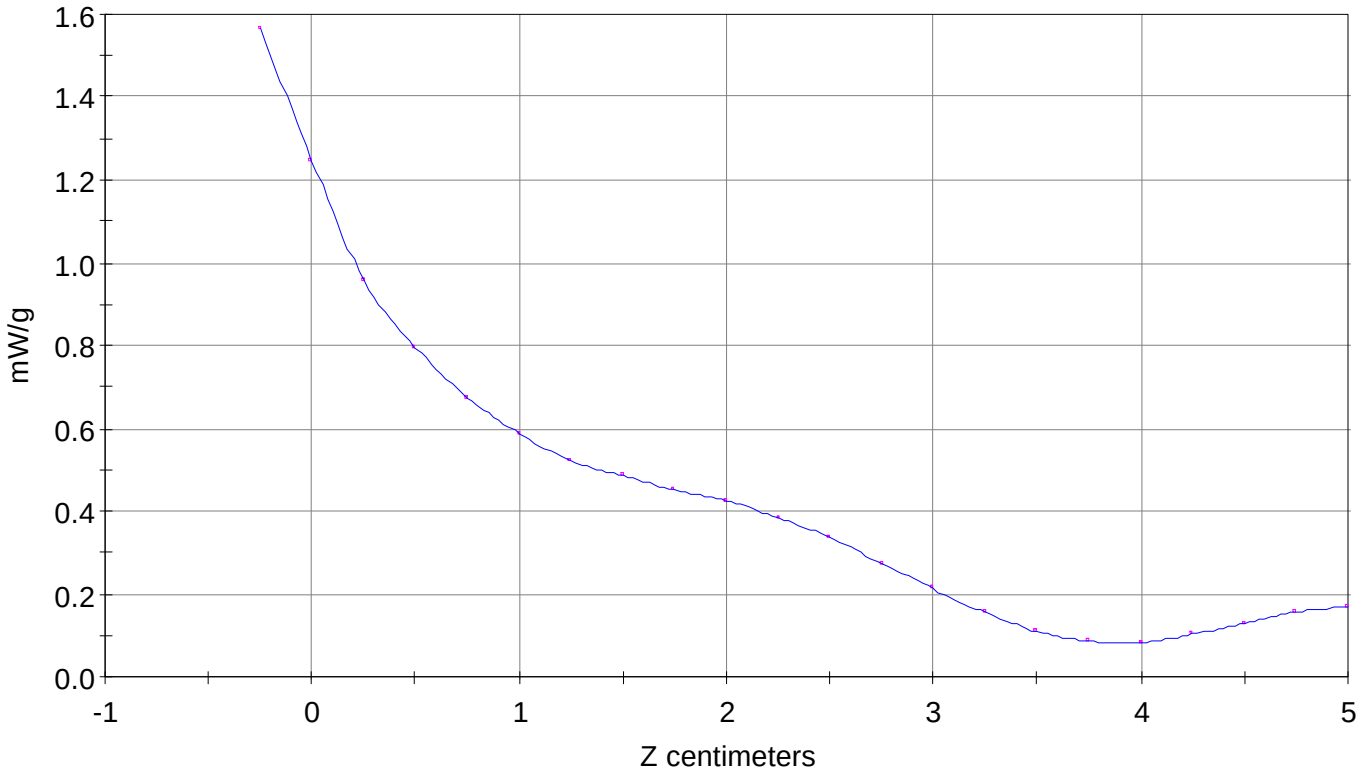

File : 01032726_ZOOM
Start : 27-Mar-101 05:05:44 pm End : 27-Mar-101 05:15:09 pm
SAMSUNG/SCH-N150/1;848.97MHz;W;Helical/Out;
Head/Left Ear;ZOOM/SAR;PCTEST/E Field/0 DegreesBrain/41.500/0.900

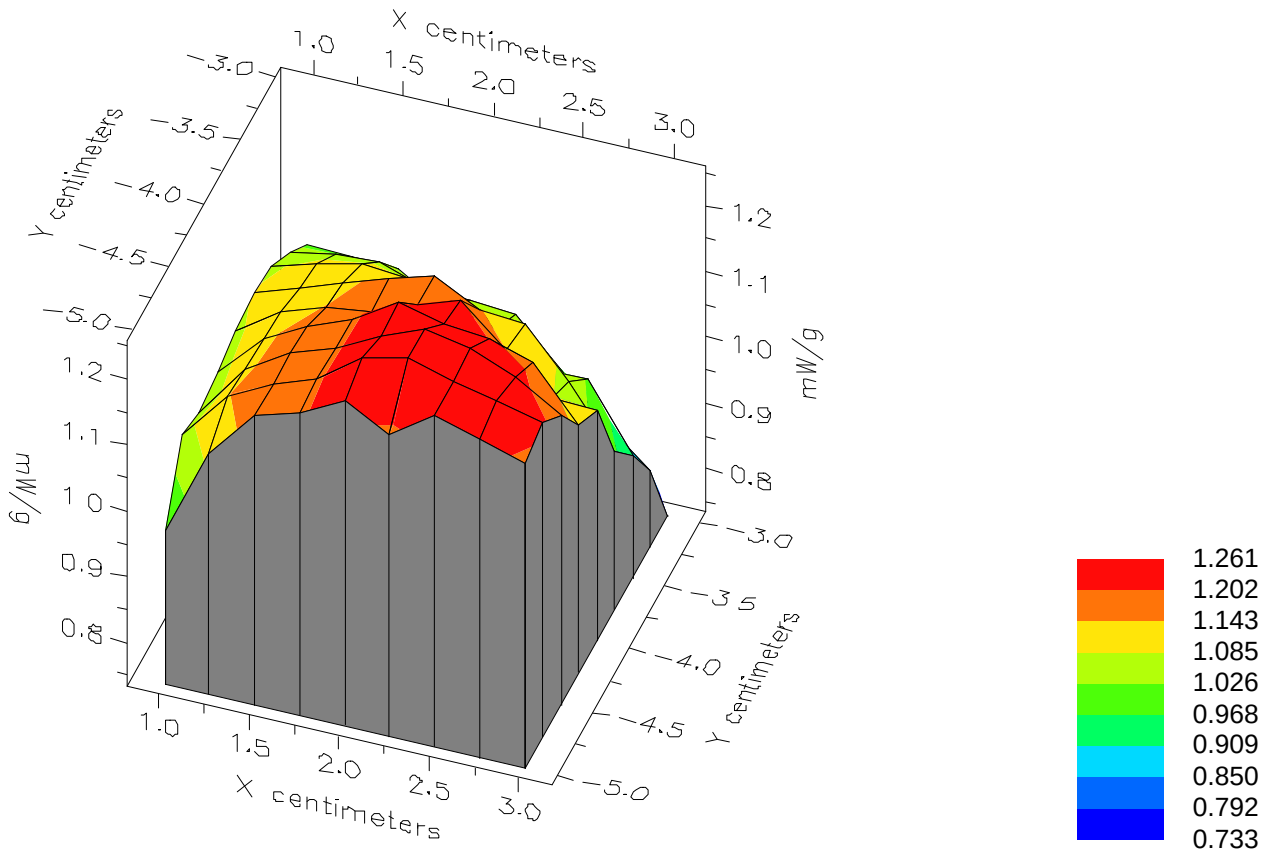

File : 01032726_ZOOM
Start : 27-Mar-101 05:05:44 pm End : 27-Mar-101 05:15:09 pm
SAMSUNG/SCH-N150/1;848.97MHz;W;Helical/Out;
Head/Left Ear;ZOOM/SAR;PCTEST/E Field/0 DegreesBrain/41.500/0.900

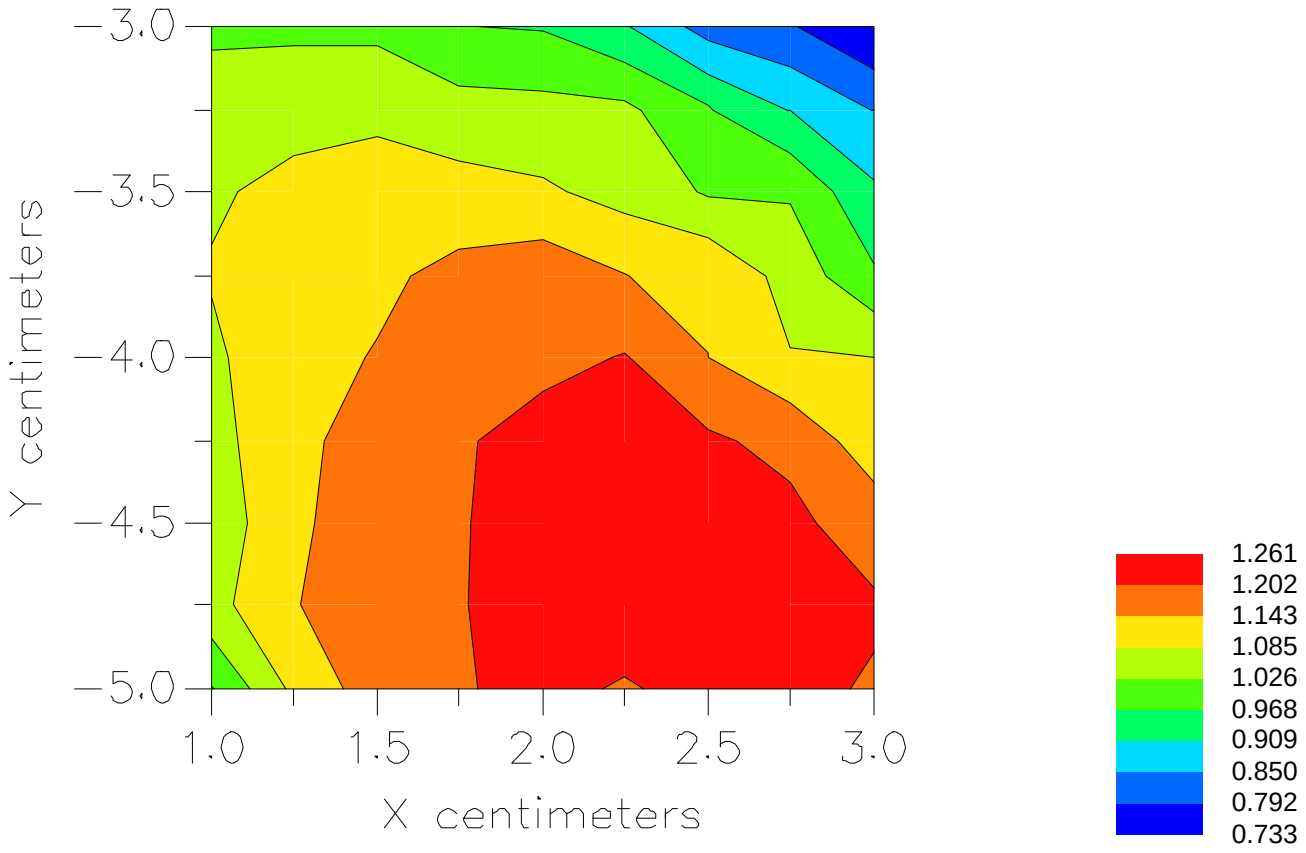

File : c:/idx3/SYSTEM/SARMEAS3/data/Normal/01032610_ZOOM.VLT
Start : 26-Mar-101 12:00:19 pm End : 26-Mar-101 12:10:44 pm

Radio Type : SAMSUNG
Model Number : SCH-N150
Serial Number : 1
Frequency : 824.70 MHz
Peak Trans. Pwr : 0.320 W
Start Trans. Pwr: 0.320 W
Antenna Type : Helical
Antenna Posn. : In
Phantom Type : Head
Phantom Posn. : Left Ear
Scan Type : ZOOM/SAR
Probe Name : PCTEST
Field Type : E Field
Orientation : 0 Degrees

Mixture Type = Brain
Mixture Dielectric Constant = 41.500
Mixture Conductivity = 0.900

Comment :
SAMSUNG TRI-MODE PHONE - CDMA MODE
CHAN 1013 Conducted 25.0 dBm
SAMSUNG TRI-MODE PHONE

Robot : PCTEST

Probe Offset = 0.25 cm
Sensor Factor = 0.0108
Conversion Factor = 0.788

PCTEST Amplifier Channel Settings : 0.166 0.135 0.132

Max Location : X = 2.250, Y = -4.250, Z = 0.000 (cm) Value = 14.775

Measured Values (volts) =

1.454E-002	1.122E-002	9.151E-003	7.612E-003	6.623E-003	5.869E-003
5.356E-003	4.979E-003	4.723E-003	4.353E-003	3.864E-003	3.284E-003
2.541E-003	1.869E-003	1.310E-003	9.260E-004	8.120E-004	9.223E-004
1.159E-003	1.498E-003	1.694E-003			

Calc. Voltage @ Surface (Vs) = 0.0183

Voltage @ 1.00 cm (Vt) = 0.0076

Ave. Voltage (Vs+Vt)/2 = 0.0130

Ave. SAR over 1 g (mW/g) = 0.9467

SAR Scan
File : 01032610_ZOOM
Start : 26-Mar-101 12:00:19 pm End : 26-Mar-101 12:10:44 pm
SAMSUNG/SCH-N150/1;824.70MHz;W;Helical/In;
Head/Left Ear;ZOOM/SAR;PCTEST/E Field/0 DegreesBrain/41.500/0.900

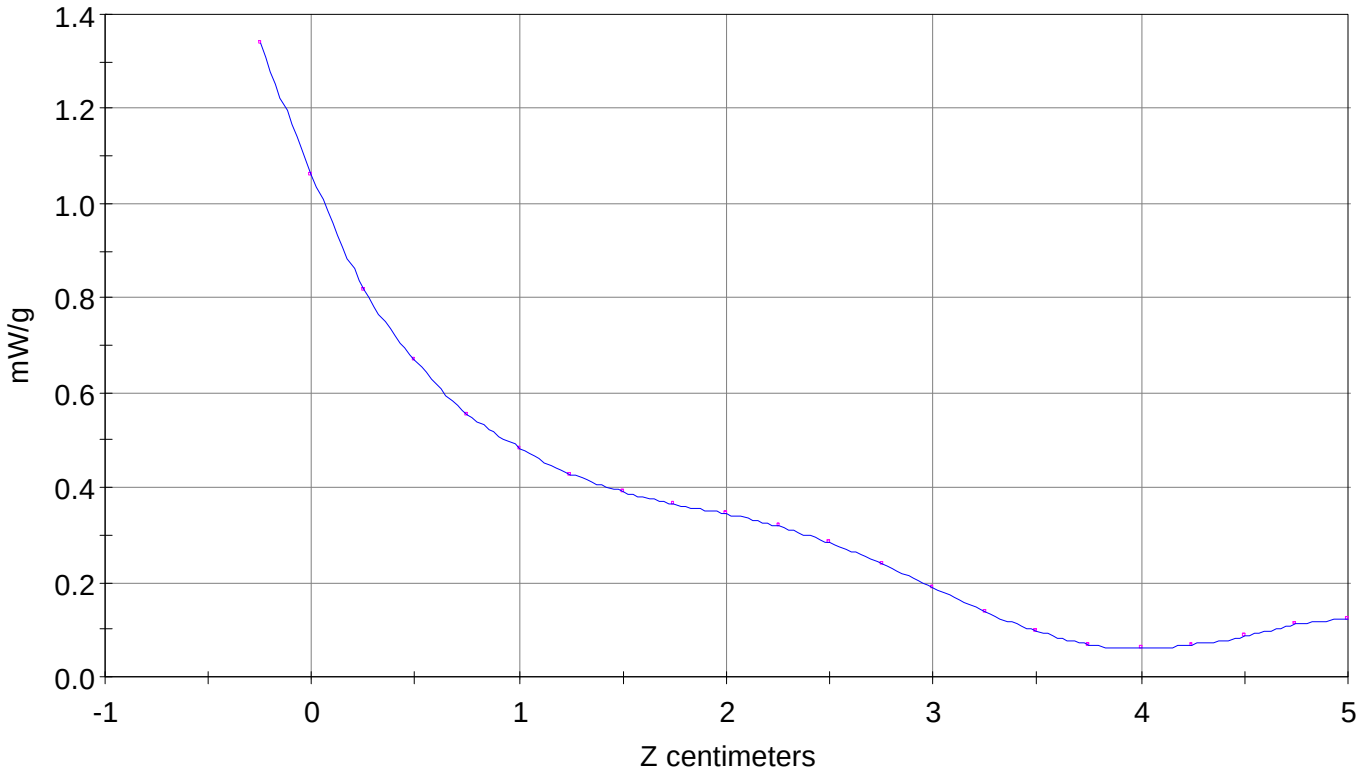

File : 01032610_ZOOM
Start : 26-Mar-101 12:00:19 pm End : 26-Mar-101 12:10:44 pm
SAMSUNG/SCH-N150/1;824.70MHz;W;Helical/In;
Head/Left Ear;ZOOM/SAR;PCTEST/E Field/0 DegreesBrain/41.500/0.900

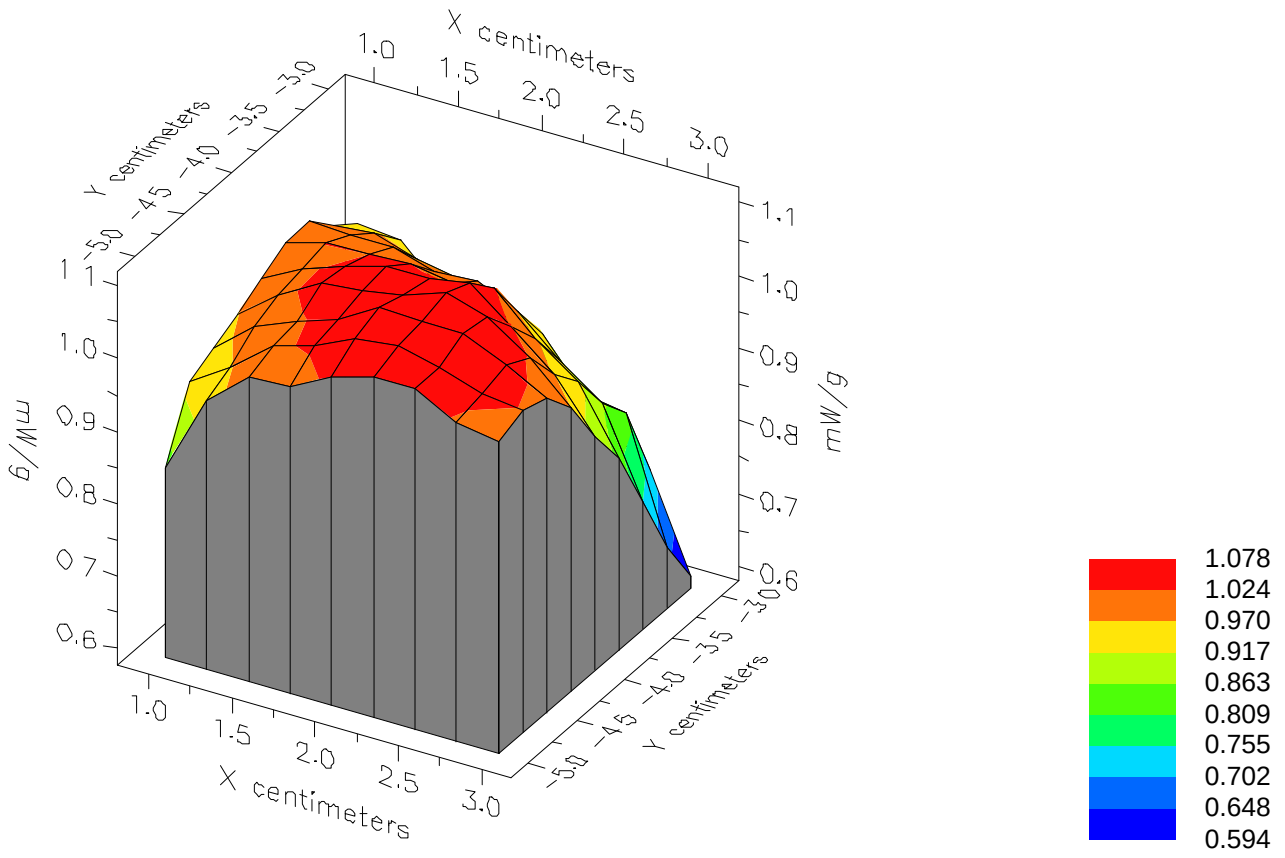

File : 01032610_ZOOM
Start : 26-Mar-101 12:00:19 pm End : 26-Mar-101 12:10:44 pm
SAMSUNG/SCH-N150/1;824.70MHz;W;Helical/In;
Head/Left Ear;ZOOM/SAR;PCTEST/E Field/0 DegreesBrain/41.500/0.900

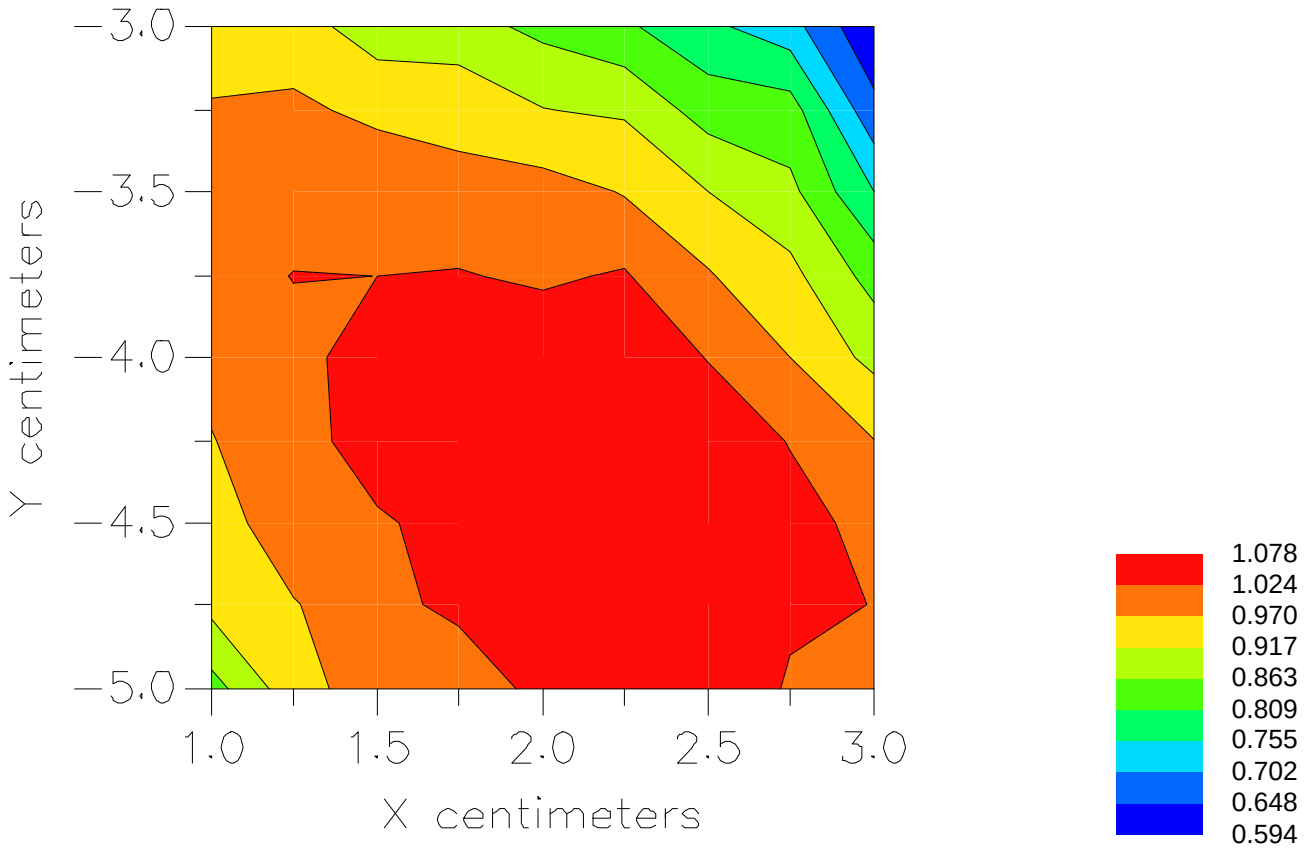

File : c:/idx3/SYSTEM/SARMEAS3/data/Normal/01032614_ZOOM.VLT
Start : 26-Mar-101 12:54:02 pm End : 26-Mar-101 01:04:28 pm

Radio Type : SAMSUNG
Model Number : SCH-N150
Serial Number : 1
Frequency : 824.70 MHz
Peak Trans. Pwr : 0.320 W
Start Trans. Pwr: 0.320 W
Antenna Type : Helical
Antenna Posn. : Out
Phantom Type : Head
Phantom Posn. : Left Ear
Scan Type : ZOOM/SAR
Probe Name : PCTEST
Field Type : E Field
Orientation : 0 Degrees

Mixture Type = Brain
Mixture Dielectric Constant = 41.500
Mixture Conductivity = 0.900

Comment :
SAMSUNG TRI-MODE PHONE - CDMA MODE
CHAN 1013 Conducted 25.0 dBm
SAMSUNG TRI-MODE PHONE

Robot : PCTEST

Probe Offset = 0.25 cm
Sensor Factor = 0.0108
Conversion Factor = 0.788

PCTEST Amplifier Channel Settings : 0.166 0.135 0.132

Max Location : X = 2.000, Y = -4.500, Z = 0.000 (cm) Value = 12.829

Measured Values (volts) =

1.251E-002	9.661E-003	8.179E-003	6.917E-003	5.942E-003	5.168E-003
4.832E-003	4.513E-003	4.237E-003	3.924E-003	3.469E-003	2.923E-003
2.233E-003	1.637E-003	1.107E-003	8.232E-004	7.274E-004	8.384E-004
1.097E-003	1.401E-003	1.618E-003			

Calc. Voltage @ Surface (Vs) = 0.0155

Voltage @ 1.00 cm (Vt) = 0.0069

Ave. Voltage (Vs+Vt)/2 = 0.0112

Ave. SAR over 1 g (mW/g) = 0.8176

SAR Scan
File : 01032614_ZOOM
Start : 26-Mar-101 12:54:02 pm End : 26-Mar-101 01:04:28 pm
SAMSUNG/SCH-N150/1;824.70MHz;W;Helical/Out;
Head/Left Ear;ZOOM/SAR;PCTEST/E Field/0 DegreesBrain/41.500/0.900

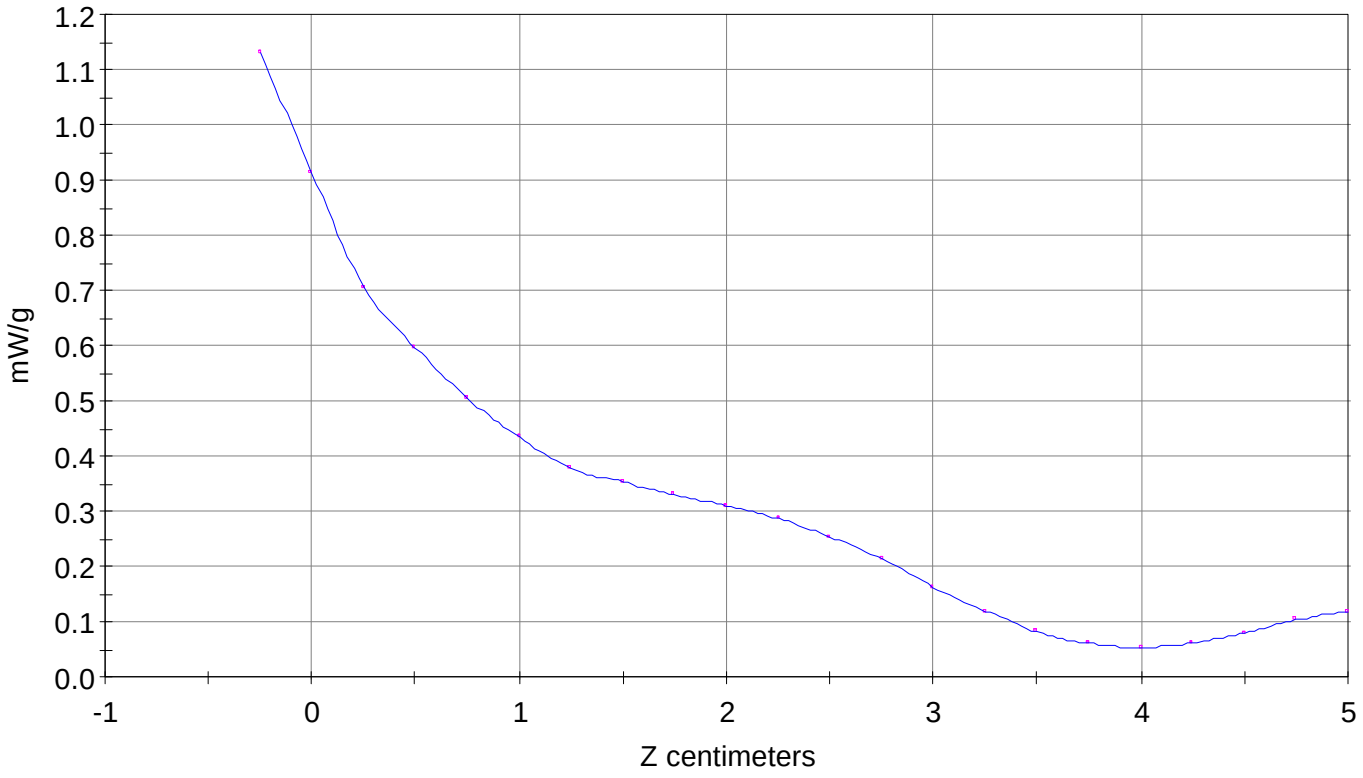

File : 01032614_ZOOM
Start : 26-Mar-101 12:54:02 pm End : 26-Mar-101 01:04:28 pm
SAMSUNG/SCH-N150/1;824.70MHz;W;Helical/Out;
Head/Left Ear;ZOOM/SAR;PCTEST/E Field/0 DegreesBrain/41.500/0.900

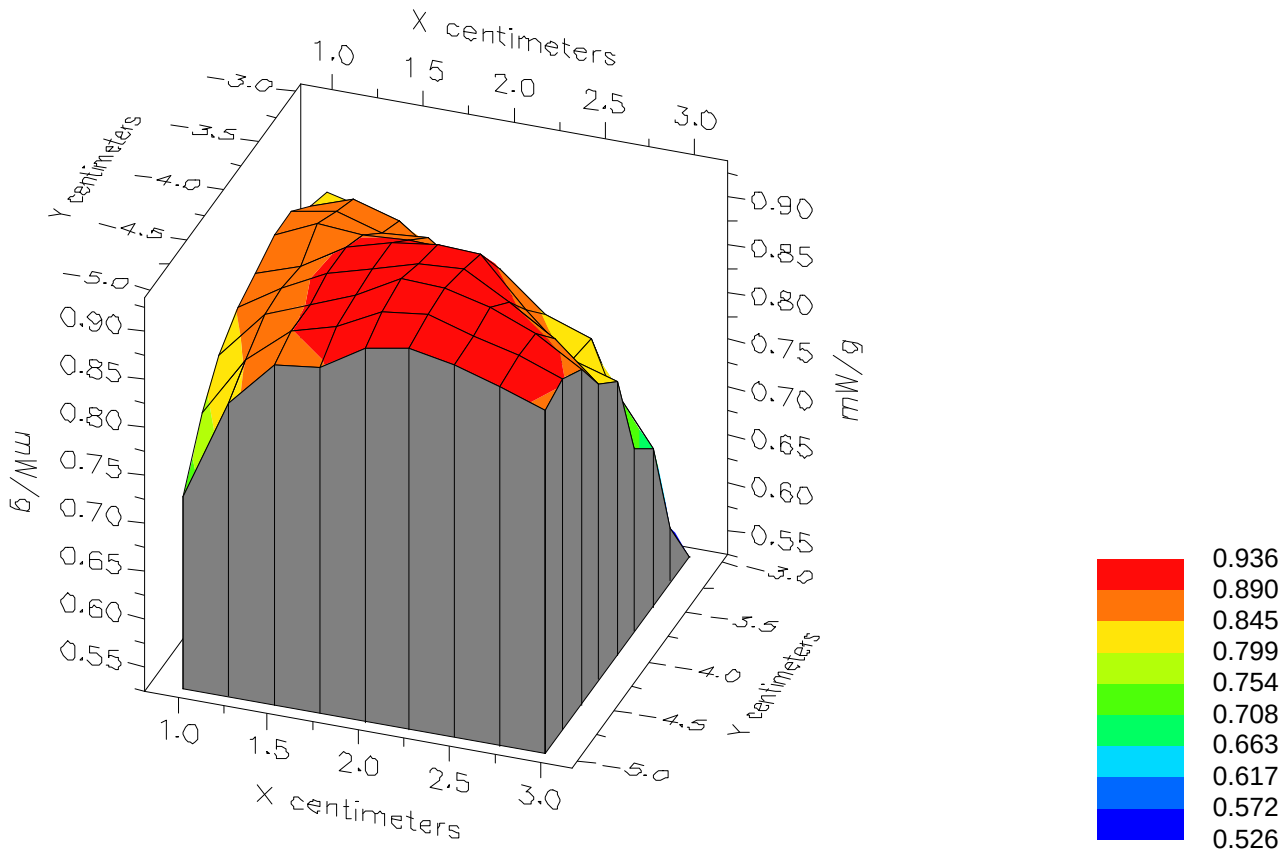

File : 01032614_ZOOM
Start : 26-Mar-101 12:54:02 pm End : 26-Mar-101 01:04:28 pm
SAMSUNG/SCH-N150/1;824.70MHz;W;Helical/Out;
Head/Left Ear;ZOOM/SAR;PCTEST/E Field/0 DegreesBrain/41.500/0.900

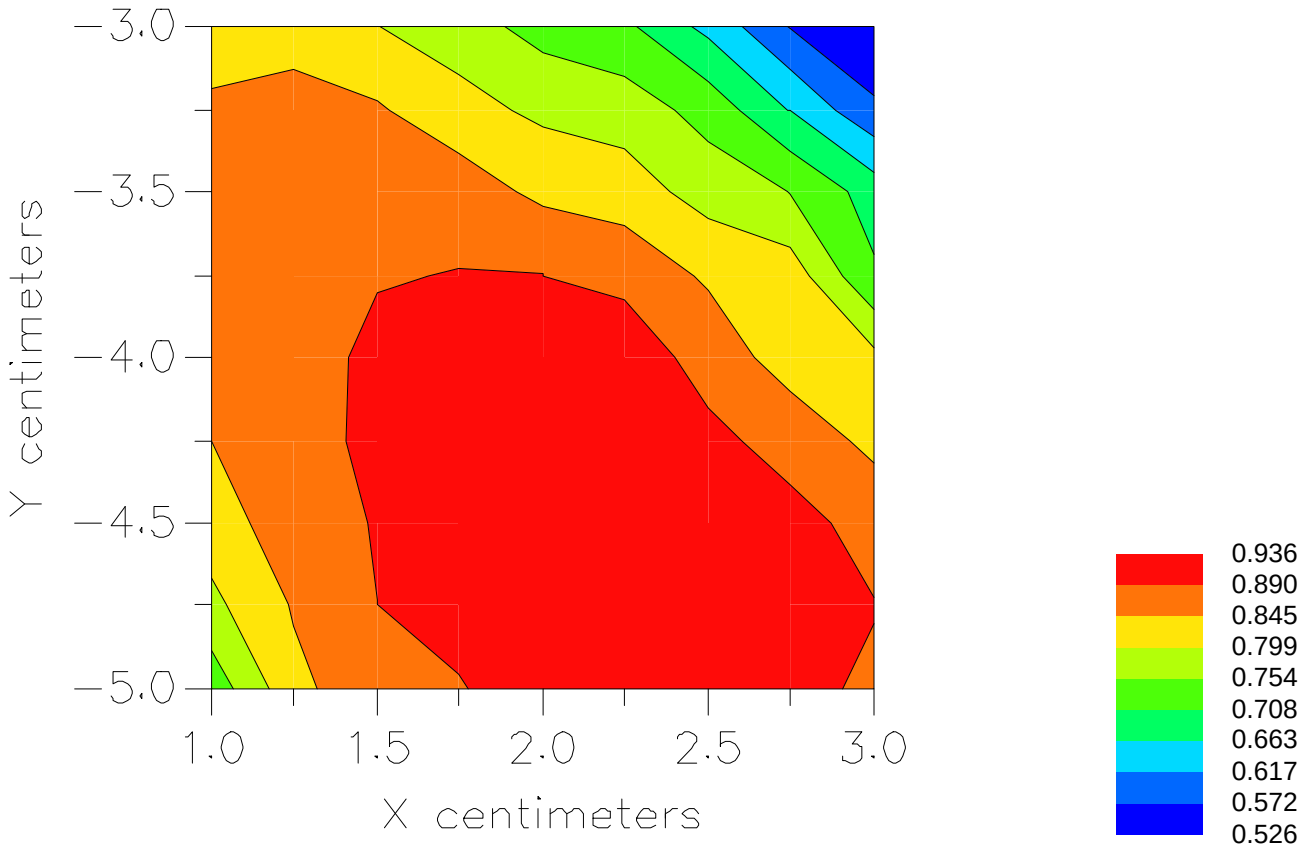

File : c:/idx3/SYSTEM/SARMEAS3/data/Normal/01032608_ZOOM.VLT
Start : 26-Mar-101 11:39:23 am End : 26-Mar-101 11:49:45 am

Radio Type : SAMSUNG
Model Number : SCH-N150
Serial Number : 1
Frequency : 835.89 MHz
Peak Trans. Pwr : 0.320 W
Start Trans. Pwr: 0.320 W
Antenna Type : Helical
Antenna Posn. : In
Phantom Type : Head
Phantom Posn. : Left Ear
Scan Type : ZOOM/SAR
Probe Name : PCTEST
Field Type : E Field
Orientation : 0 Degrees

Mixture Type = Brain
Mixture Dielectric Constant = 41.500
Mixture Conductivity = 0.900

Comment :
SAMSUNG TRI-MODE PHONE - CDMA MODE
CHAN 0363 Conducted 25.0 dBm
SAMSUNG TRI-MODE PHONE

Robot : PCTEST

Probe Offset = 0.25 cm
Sensor Factor = 0.0108
Conversion Factor = 0.788

PCTEST Amplifier Channel Settings : 0.166 0.135 0.132

Max Location : X = 2.250, Y = -4.500, Z = 0.000 (cm) Value = 12.285

Measured Values (volts) =

1.216E-002	9.402E-003	7.758E-003	6.402E-003	5.523E-003	4.834E-003
4.404E-003	4.201E-003	3.902E-003	3.615E-003	3.172E-003	2.671E-003
2.044E-003	1.559E-003	1.036E-003	7.732E-004	6.489E-004	7.627E-004
1.014E-003	1.331E-003	1.458E-003			

Calc. Voltage @ Surface (Vs) = 0.0152

Voltage @ 1.00 cm (Vt) = 0.0064

Ave. Voltage (Vs+Vt)/2 = 0.0108

Ave. SAR over 1 g (mW/g) = 0.7893

SAR Scan
File : 01032608_ZOOM
Start : 26-Mar-101 11:39:23 am End : 26-Mar-101 11:49:45 am
SAMSUNG/SCH-N150/1;835.89MHz;W;Helical/In;
Head/Left Ear;ZOOM/SAR;PCTEST/E Field/0 DegreesBrain/41.500/0.900

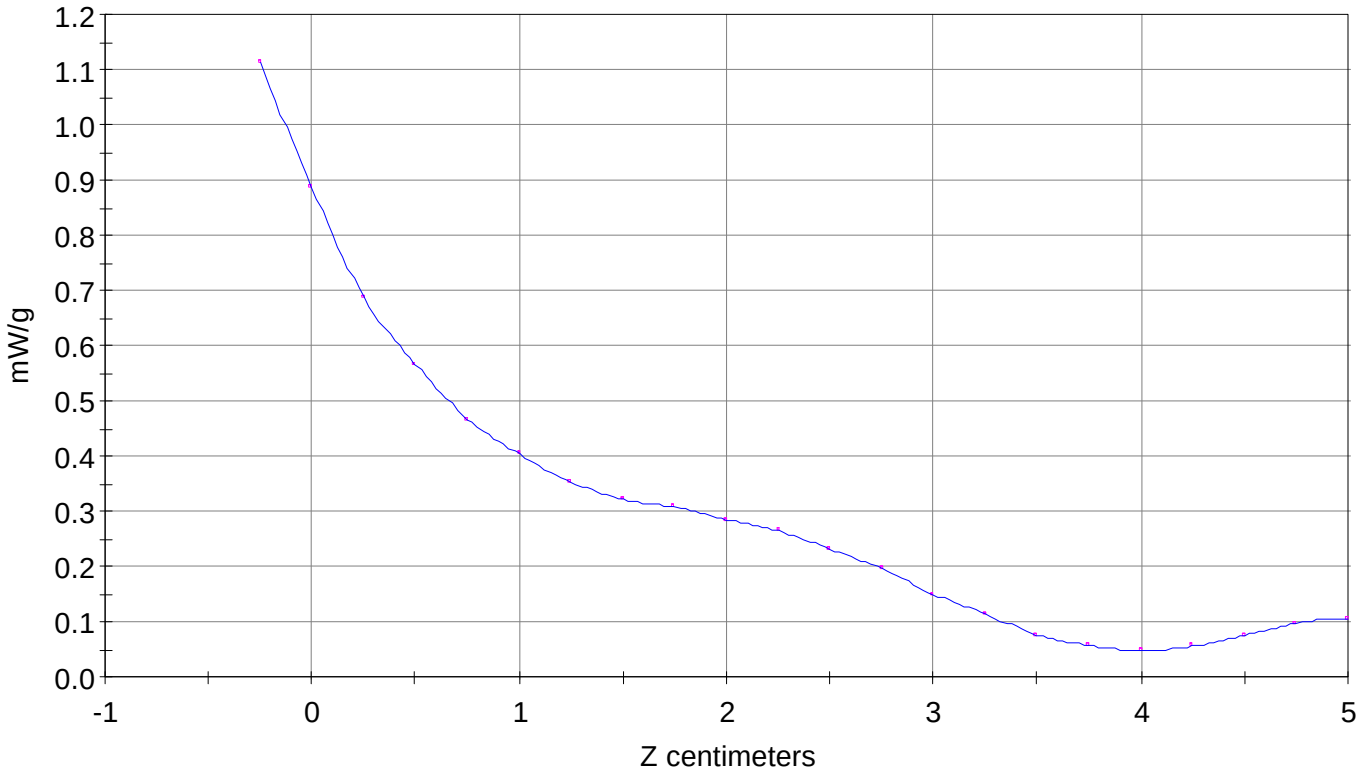

File : 01032608_ZOOM
Start : 26-Mar-101 11:39:23 am End : 26-Mar-101 11:49:45 am
SAMSUNG/SCH-N150/1;835.89MHz;W;Helical/In;
Head/Left Ear;ZOOM/SAR;PCTEST/E Field/0 DegreesBrain/41.500/0.900

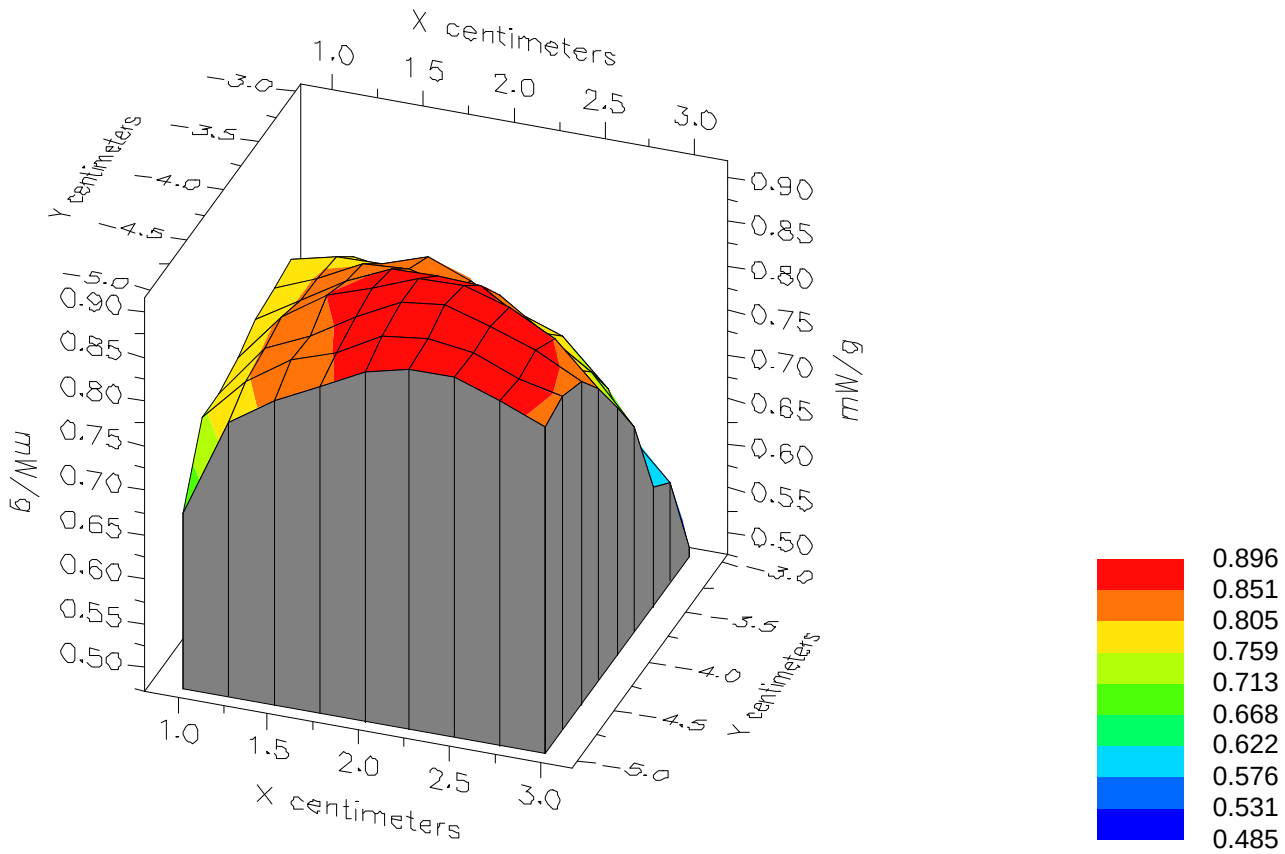

File : 01032608_ZOOM
Start : 26-Mar-101 11:39:23 am End : 26-Mar-101 11:49:45 am
SAMSUNG/SCH-N150/1;835.89MHz;W;Helical/In;
Head/Left Ear;ZOOM/SAR;PCTEST/E Field/0 DegreesBrain/41.500/0.900

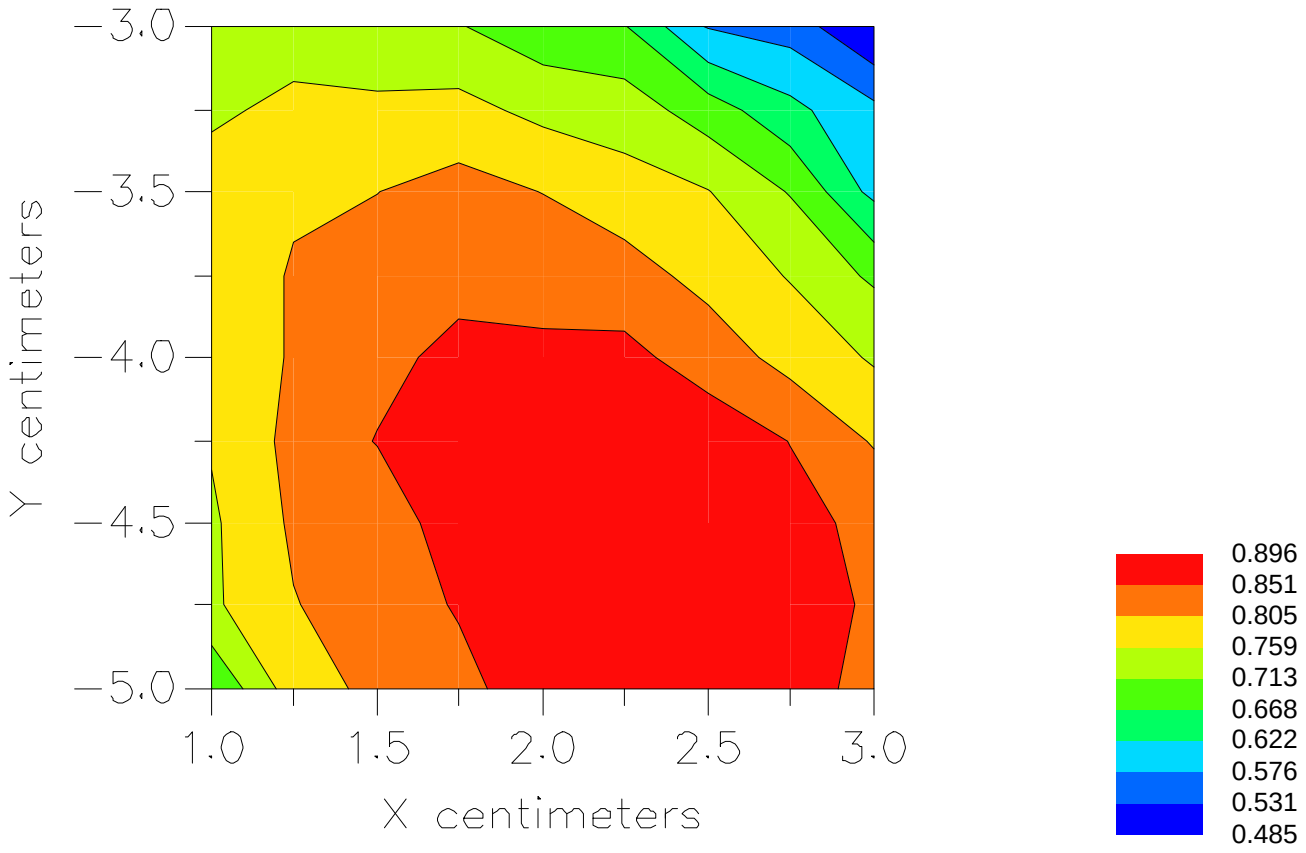

File : c:/idx3/SYSTEM/SARMEAS3/data/Normal/01032613_ZOOM.VLT
Start : 26-Mar-101 12:42:23 pm End : 26-Mar-101 12:51:46 pm

Radio Type : SAMSUNG
Model Number : SCH-N150
Serial Number : 1
Frequency : 835.89 MHz
Peak Trans. Pwr : 0.320 W
Start Trans. Pwr: 0.320 W
Antenna Type : Helical
Antenna Posn. : Out
Phantom Type : Head
Phantom Posn. : Left Ear
Scan Type : ZOOM/SAR
Probe Name : PCTEST
Field Type : E Field
Orientation : 0 Degrees

Mixture Type = Brain
Mixture Dielectric Constant = 41.500
Mixture Conductivity = 0.900

Comment :
SAMSUNG TRI-MODE PHONE - CDMA MODE
CHAN 0363 Conducted 25.0 dBm
SAMSUNG TRI-MODE PHONE

Robot : PCTEST

Probe Offset = 0.25 cm
Sensor Factor = 0.0108
Conversion Factor = 0.788

PCTEST Amplifier Channel Settings : 0.166 0.135 0.132

Max Location : X = 2.000, Y = -4.500, Z = 0.000 (cm) Value = 12.163

Measured Values (volts) =

1.152E-002	9.361E-003	7.735E-003	6.437E-003	5.520E-003	4.848E-003
4.404E-003	4.075E-003	3.887E-003	3.609E-003	3.256E-003	2.804E-003
2.232E-003	1.621E-003	1.145E-003	7.626E-004	6.673E-004	7.143E-004
9.105E-004	1.228E-003	1.422E-003			

Calc. Voltage @ Surface (Vs) = 0.0141

Voltage @ 1.00 cm (Vt) = 0.0064

Ave. Voltage (Vs+Vt)/2 = 0.0102

Ave. SAR over 1 g (mW/g) = 0.7477

SAR Scan
File : 01032613_ZOOM
Start : 26-Mar-101 12:42:23 pm End : 26-Mar-101 12:51:46 pm
SAMSUNG/SCH-N150/1;835.89MHz;W;Helical/Out;
Head/Left Ear;ZOOM/SAR;PCTEST/E Field/0 DegreesBrain/41.500/0.900

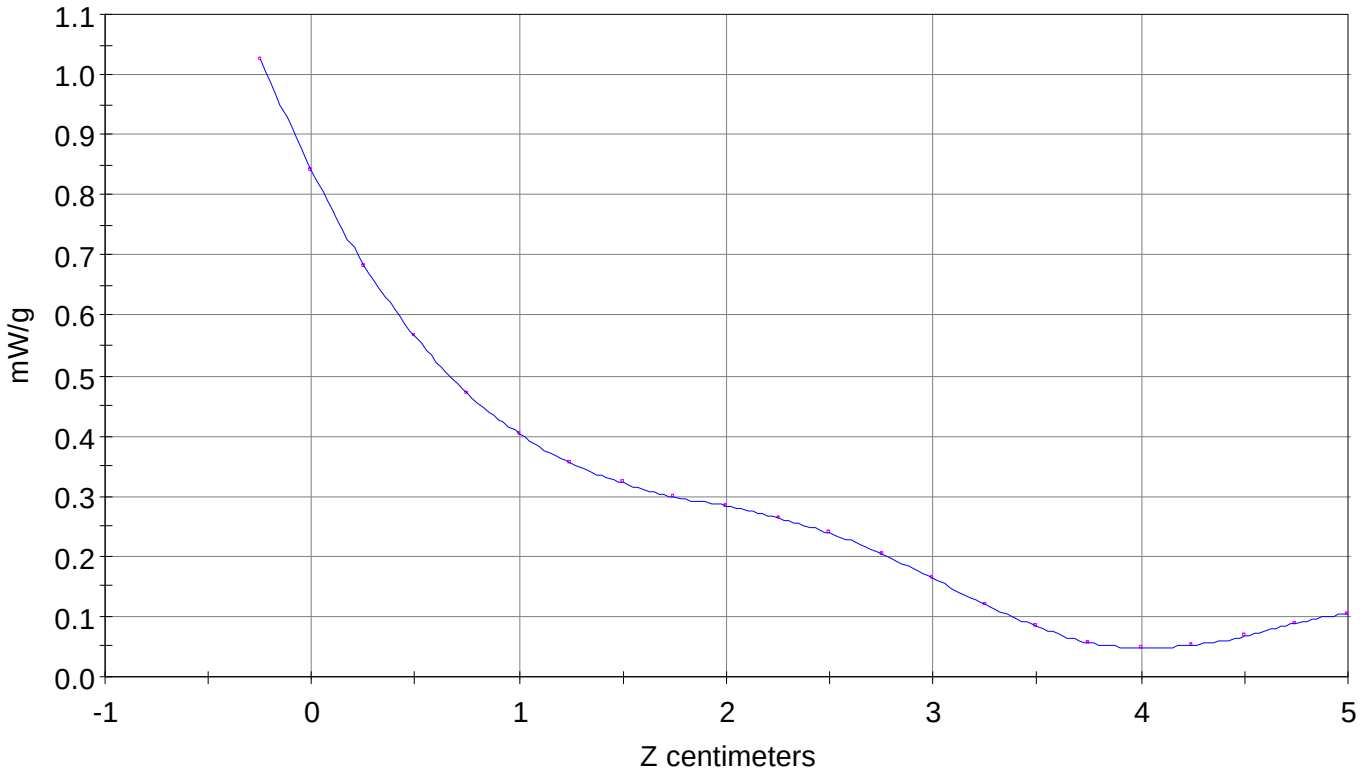

File : 01032613_ZOOM
Start : 26-Mar-101 12:42:23 pm End : 26-Mar-101 12:51:46 pm
SAMSUNG/SCH-N150/1;835.89MHz;W;Helical/Out;
Head/Left Ear;ZOOM/SAR;PCTEST/E Field/0 DegreesBrain/41.500/0.900

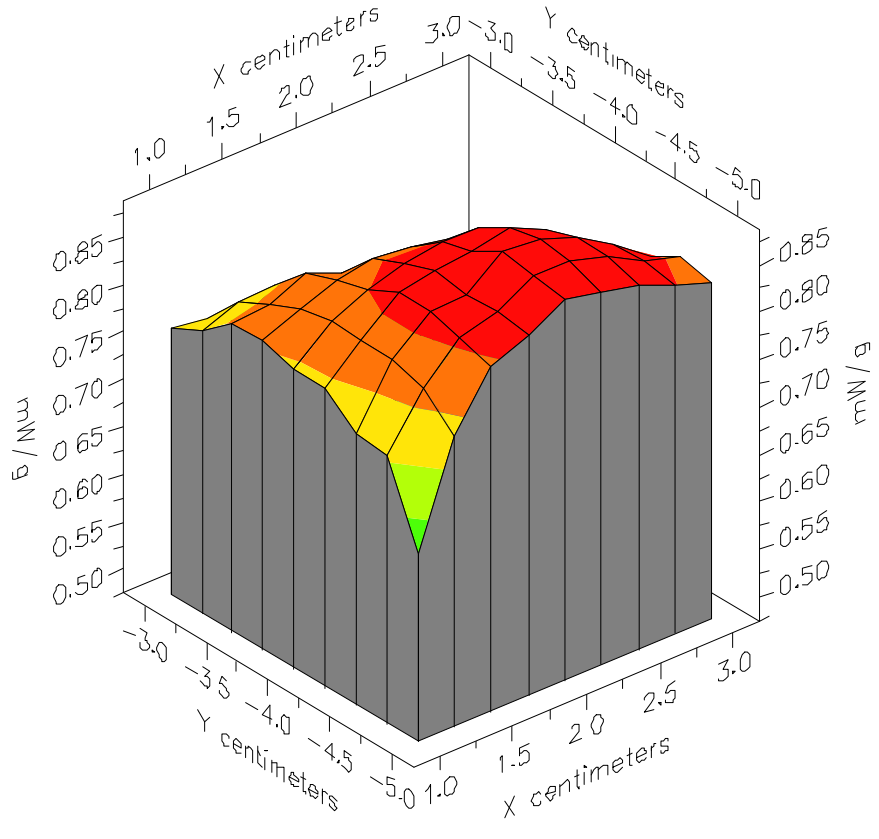

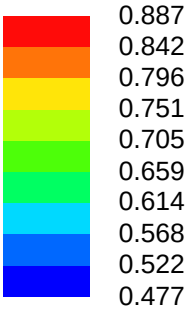

File : 01032613_ZOOM
Start : 26-Mar-101 12:42:23 pm End : 26-Mar-101 12:51:46 pm
SAMSUNG/SCH-N150/1;835.89MHz;W;Helical/Out;
Head/Left Ear;ZOOM/SAR;PCTEST/E Field/0 DegreesBrain/41.500/0.900

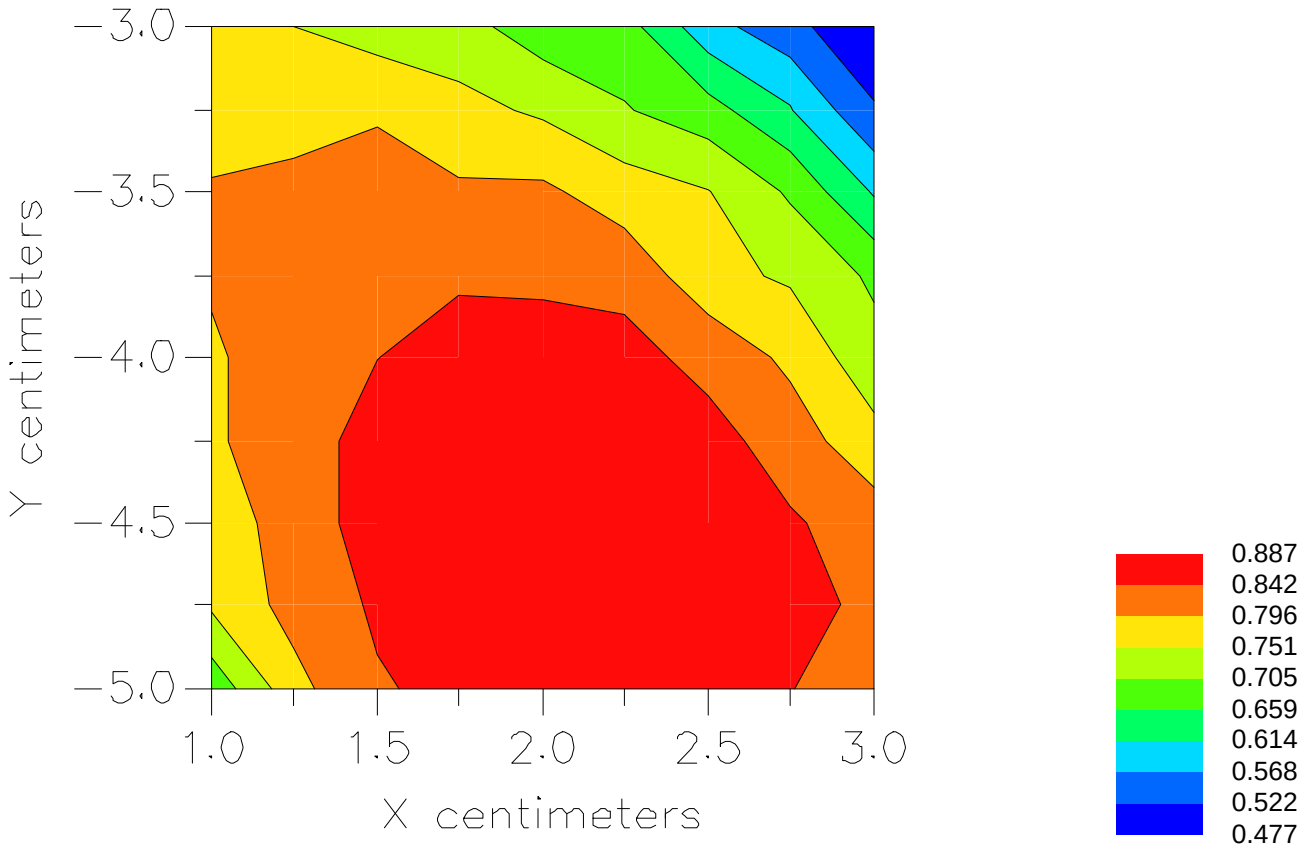

File : c:/idx3/SYSTEM/SARMEAS3/data/Normal/01032611_ZOOM.VLT
Start : 26-Mar-101 12:12:35 pm End : 26-Mar-101 12:23:01 pm

Radio Type : SAMSUNG
Model Number : SCH-N150
Serial Number : 1
Frequency : 848.31 MHz
Peak Trans. Pwr : 0.320 W
Start Trans. Pwr: 0.320 W
Antenna Type : Helical
Antenna Posn. : In
Phantom Type : Head
Phantom Posn. : Left Ear
Scan Type : ZOOM/SAR
Probe Name : PCTEST
Field Type : E Field
Orientation : 0 Degrees

Mixture Type = Brain
Mixture Dielectric Constant = 41.500
Mixture Conductivity = 0.900

Comment :
SAMSUNG TRI-MODE PHONE - CDMA MODE
CHAN 0777 Conducted 25.0 dBm
SAMSUNG TRI-MODE PHONE

Robot : PCTEST

Probe Offset = 0.25 cm
Sensor Factor = 0.0108
Conversion Factor = 0.788

PCTEST Amplifier Channel Settings : 0.166 0.135 0.132

Max Location : X = 2.250, Y = -4.500, Z = 0.000 (cm) Value = 14.533

Measured Values (volts) =

1.435E-002	1.124E-002	9.085E-003	7.664E-003	6.466E-003	5.692E-003
5.157E-003	4.833E-003	4.567E-003	4.190E-003	3.767E-003	3.156E-003
2.474E-003	1.779E-003	1.269E-003	9.247E-004	7.859E-004	8.971E-004
1.186E-003	1.511E-003	1.717E-003			

Calc. Voltage @ Surface (Vs) = 0.0180

Voltage @ 1.00 cm (Vt) = 0.0077

Ave. Voltage (Vs+Vt)/2 = 0.0128

Ave. SAR over 1 g (mW/g) = 0.9374

SAR Scan
File : 01032611_ZOOM
Start : 26-Mar-101 12:12:35 pm End : 26-Mar-101 12:23:01 pm
SAMSUNG/SCH-N150/1;848.31MHz;W;Helical/In;
Head/Left Ear;ZOOM/SAR;PCTEST/E Field/0 DegreesBrain/41.500/0.900

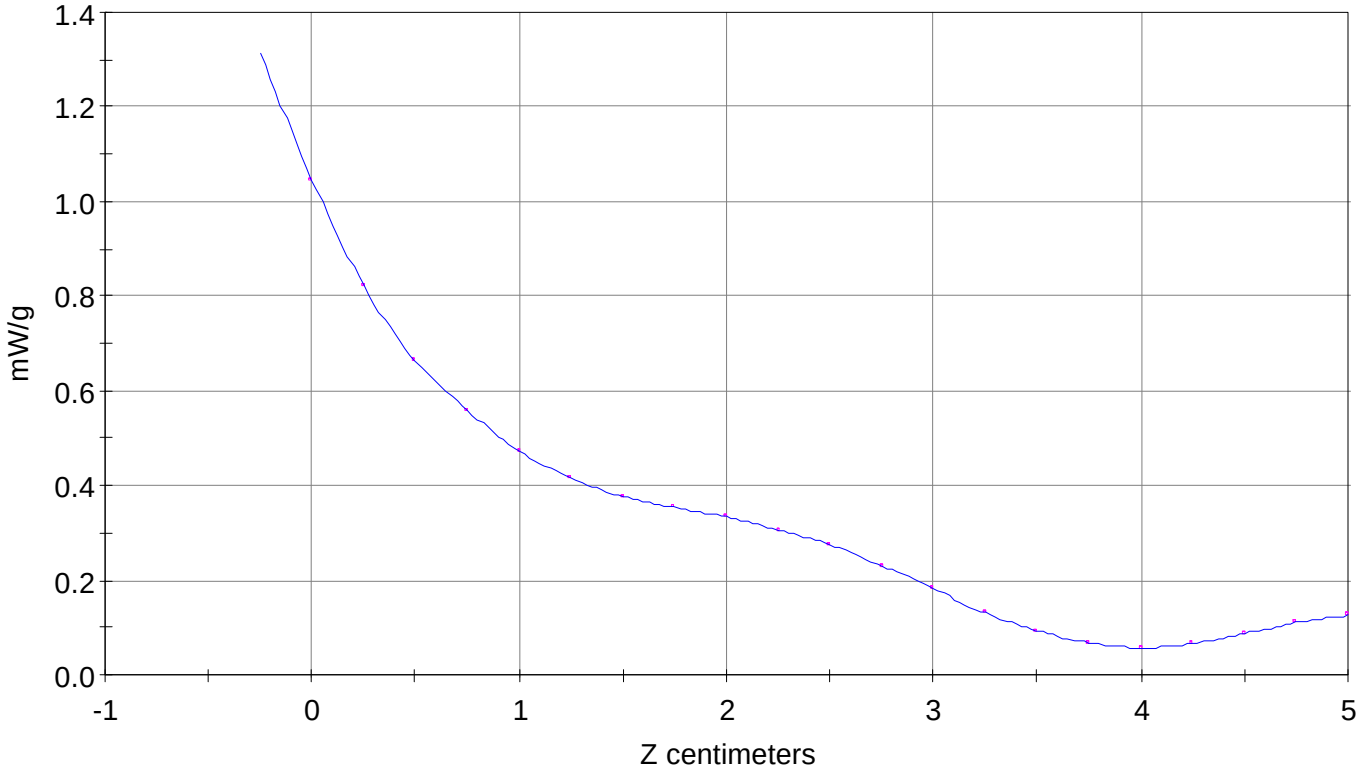

File : 01032611_ZOOM
Start : 26-Mar-101 12:12:35 pm End : 26-Mar-101 12:23:01 pm
SAMSUNG/SCH-N150/1;848.31MHz;W;Helical/In;
Head/Left Ear;ZOOM/SAR;PCTEST/E Field/0 DegreesBrain/41.500/0.900

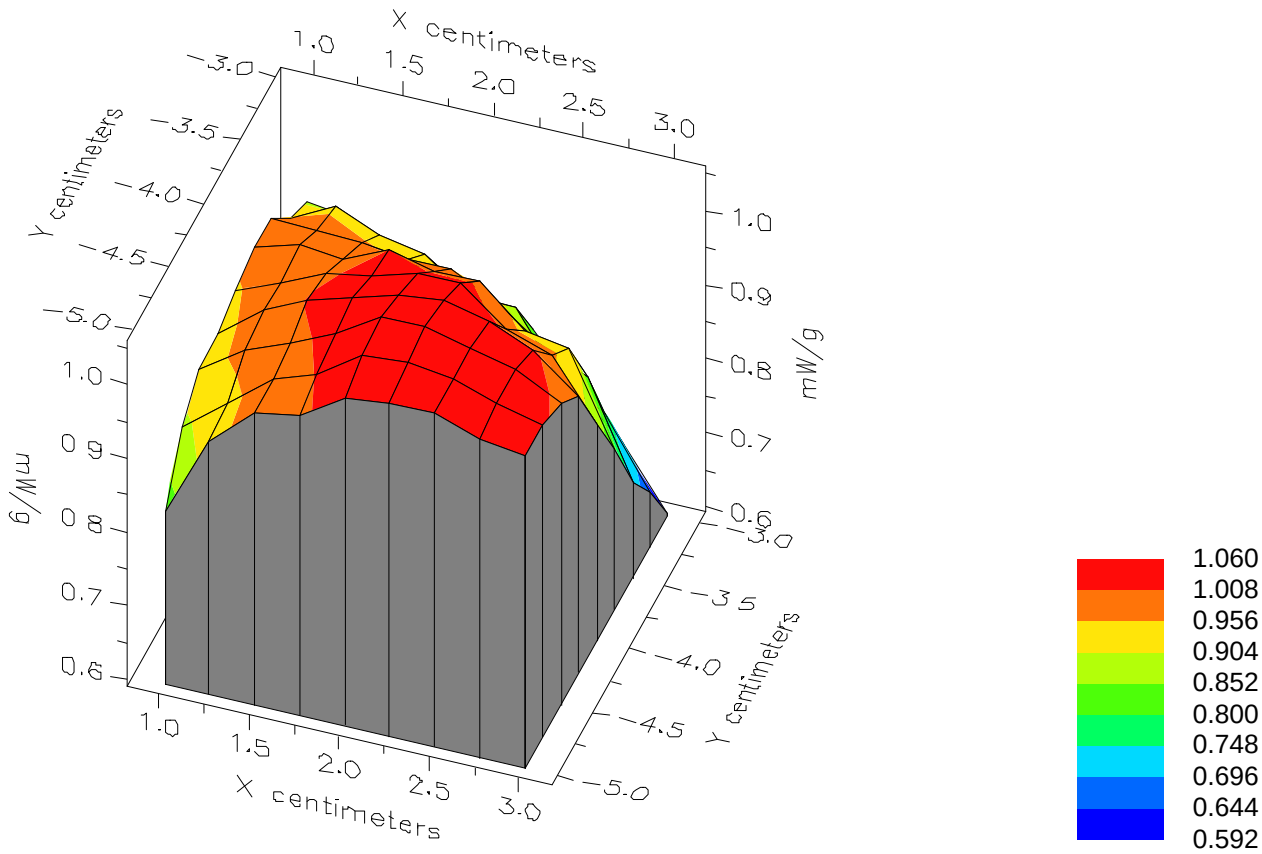

File : 01032611_ZOOM
Start : 26-Mar-101 12:12:35 pm End : 26-Mar-101 12:23:01 pm
SAMSUNG/SCH-N150/1;848.31MHz;W;Helical/In;
Head/Left Ear;ZOOM/SAR;PCTEST/E Field/0 DegreesBrain/41.500/0.900

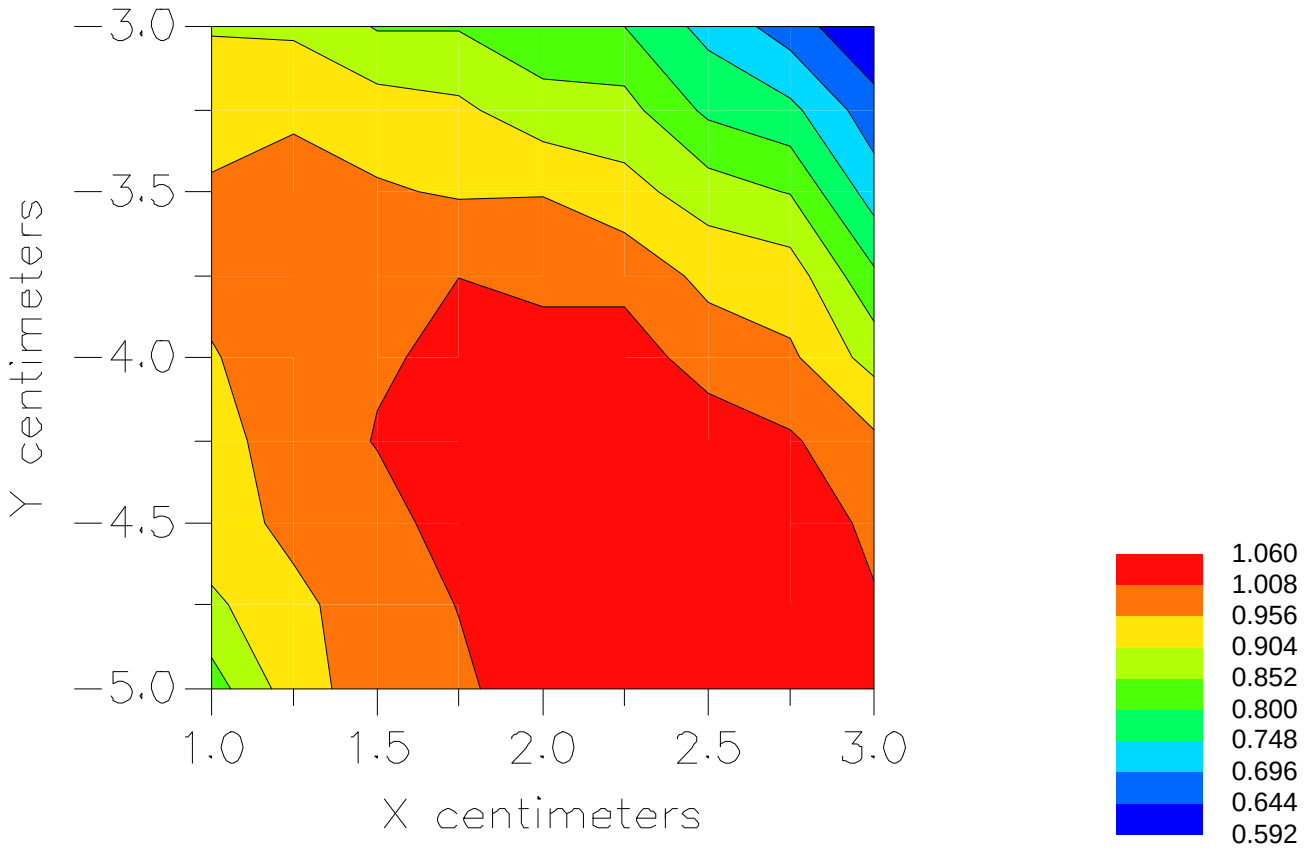

File : c:/idx3/SYSTEM/SARMEAS3/data/Normal/01032612_ZOOM.VLT
Start : 26-Mar-101 12:24:51 pm End : 26-Mar-101 12:35:07 pm

Radio Type : SAMSUNG
Model Number : SCH-N150
Serial Number : 1
Frequency : 848.31 MHz
Peak Trans. Pwr : 0.320 W
Start Trans. Pwr: 0.320 W
Antenna Type : Helical
Antenna Posn. : Out
Phantom Type : Head
Phantom Posn. : Left Ear
Scan Type : ZOOM/SAR
Probe Name : PCTEST
Field Type : E Field
Orientation : 0 Degrees

Mixture Type = Brain
Mixture Dielectric Constant = 41.500
Mixture Conductivity = 0.900

Comment :
SAMSUNG TRI-MODE PHONE - CDMA MODE
CHAN 0777 Conducted 25.0 dBm
SAMSUNG TRI-MODE PHONE

Robot : PCTEST

Probe Offset = 0.25 cm
Sensor Factor = 0.0108
Conversion Factor = 0.788

PCTEST Amplifier Channel Settings : 0.166 0.135 0.132

Max Location : X = 2.250, Y = -4.500, Z = 0.000 (cm) Value = 12.981

Measured Values (volts) =

1.281E-002	9.760E-003	7.993E-003	6.798E-003	5.799E-003	5.052E-003
4.605E-003	4.307E-003	4.062E-003	3.716E-003	3.369E-003	2.838E-003
2.256E-003	1.605E-003	1.101E-003	8.302E-004	7.351E-004	8.569E-004
1.093E-003	1.416E-003	1.540E-003			

Calc. Voltage @ Surface (Vs) = 0.0162

Voltage @ 1.00 cm (Vt) = 0.0068

Ave. Voltage (Vs+Vt)/2 = 0.0115

Ave. SAR over 1 g (mW/g) = 0.8401

SAR Scan
File : 01032612_ZOOM
Start : 26-Mar-101 12:24:51 pm End : 26-Mar-101 12:35:07 pm
SAMSUNG/SCH-N150/1;848.31MHz;W;Helical/Out;
Head/Left Ear;ZOOM/SAR;PCTEST/E Field/0 DegreesBrain/41.500/0.900

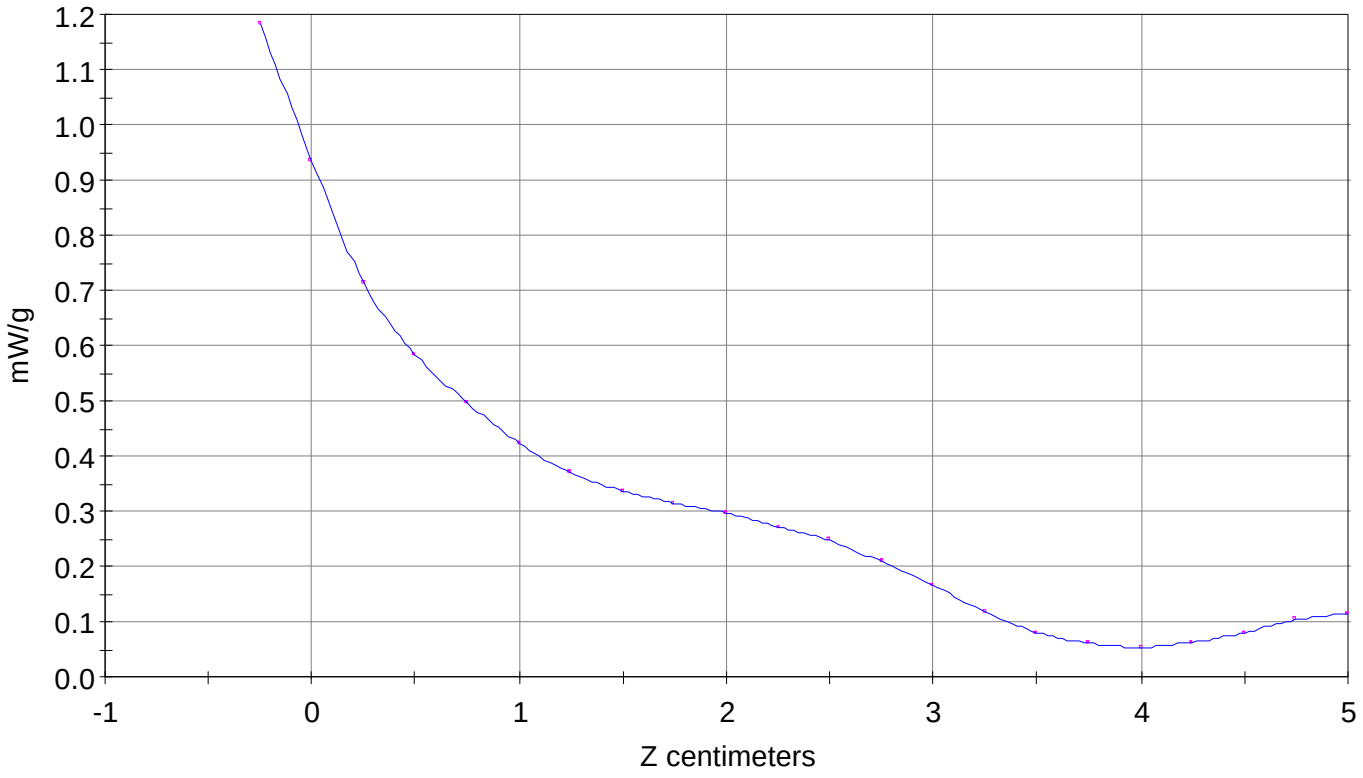

File : 01032612_ZOOM
Start : 26-Mar-101 12:24:51 pm End : 26-Mar-101 12:35:07 pm
SAMSUNG/SCH-N150/1;848.31MHz;W;Helical/Out;
Head/Left Ear;ZOOM/SAR;PCTEST/E Field/0 DegreesBrain/41.500/0.900

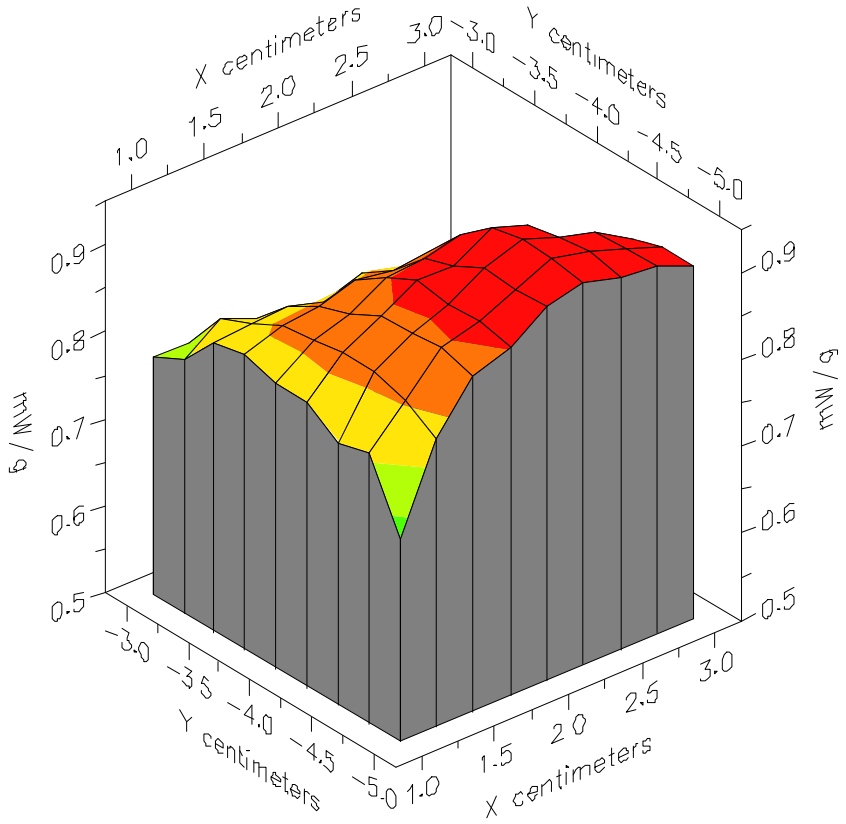

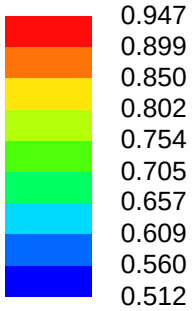

File : 01032612_ZOOM
Start : 26-Mar-101 12:24:51 pm End : 26-Mar-101 12:35:07 pm
SAMSUNG/SCH-N150/1;848.31MHz;W;Helical/Out;
Head/Left Ear;ZOOM/SAR;PCTEST/E Field/0 DegreesBrain/41.500/0.900

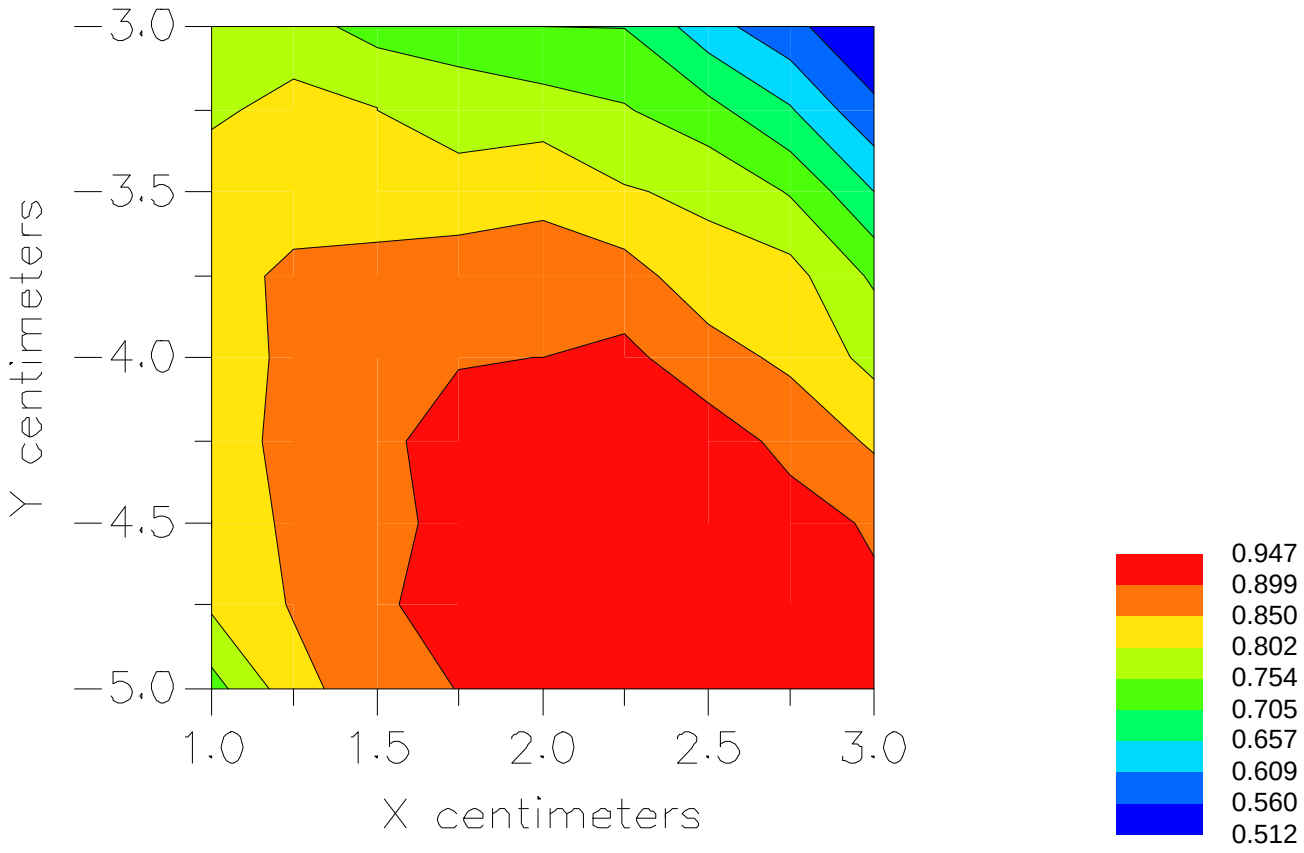

Peak SAR Location

1800 MHz Head SAR

File : c:/idx3/SYSTEM/SARMEAS3/data/Normal/01032715_ZOOM.VLT
Start : 27-Mar-101 03:09:48 pm End : 27-Mar-101 03:22:00 pm

Radio Type : SAMSUNG
Model Number : SCH-N150
Serial Number : 1
Frequency : 1851.25 MHz
Peak Trans. Pwr : 0.280 W
Start Trans. Pwr: 0.280 W
Antenna Type : Helical
Antenna Posn. : In
Phantom Type : Head
Phantom Posn. : Left Ear
Scan Type : ZOOM/SAR
Probe Name : PCTEST
Field Type : E Field
Orientation : 0 Degrees

Mixture Type = Brain
Mixture Dielectric Constant = 40.400
Mixture Conductivity = 1.820

Comment :
SAMSUNG TRI-MODE PHONE - PCS MODE
CHAN 0025 Conducted 24.5 dBm
SAMSUNG TRI-MODE PHONE

Robot : PCTEST

Probe Offset = 0.25 cm
Sensor Factor = 0.0108
Conversion Factor = 1.201

PCTEST Amplifier Channel Settings : 0.245 0.231 0.224

Max Location : X = 0.000, Y = -2.750, Z = 0.000 (cm) Value = 15.064

Measured Values (volts) =

1.434E-002	1.173E-002	8.536E-003	6.047E-003	4.553E-003	3.377E-003
2.553E-003	1.897E-003	1.412E-003	9.695E-004	7.402E-004	4.996E-004
4.411E-004	3.399E-004	2.697E-004	1.513E-004	5.327E-005	2.695E-005
2.595E-005	8.437E-005	4.004E-005			

Calc. Voltage @ Surface (Vs) = 0.0186

Voltage @ 1.00 cm (Vt) = 0.0060

Ave. Voltage (Vs+Vt)/2 = 0.0123

Ave. SAR over 1 g (mW/g) = 1.3711

SAR Scan
File : 01032715_ZOOM
Start : 27-Mar-101 03:09:48 pm End : 27-Mar-101 03:22:00 pm
SAMSUNG/SCH-N150/1;1851.25MHz;W;Helical/In;
Head/Left Ear;ZOOM/SAR;PCTEST/E Field/0 DegreesBrain/40.400/1.820

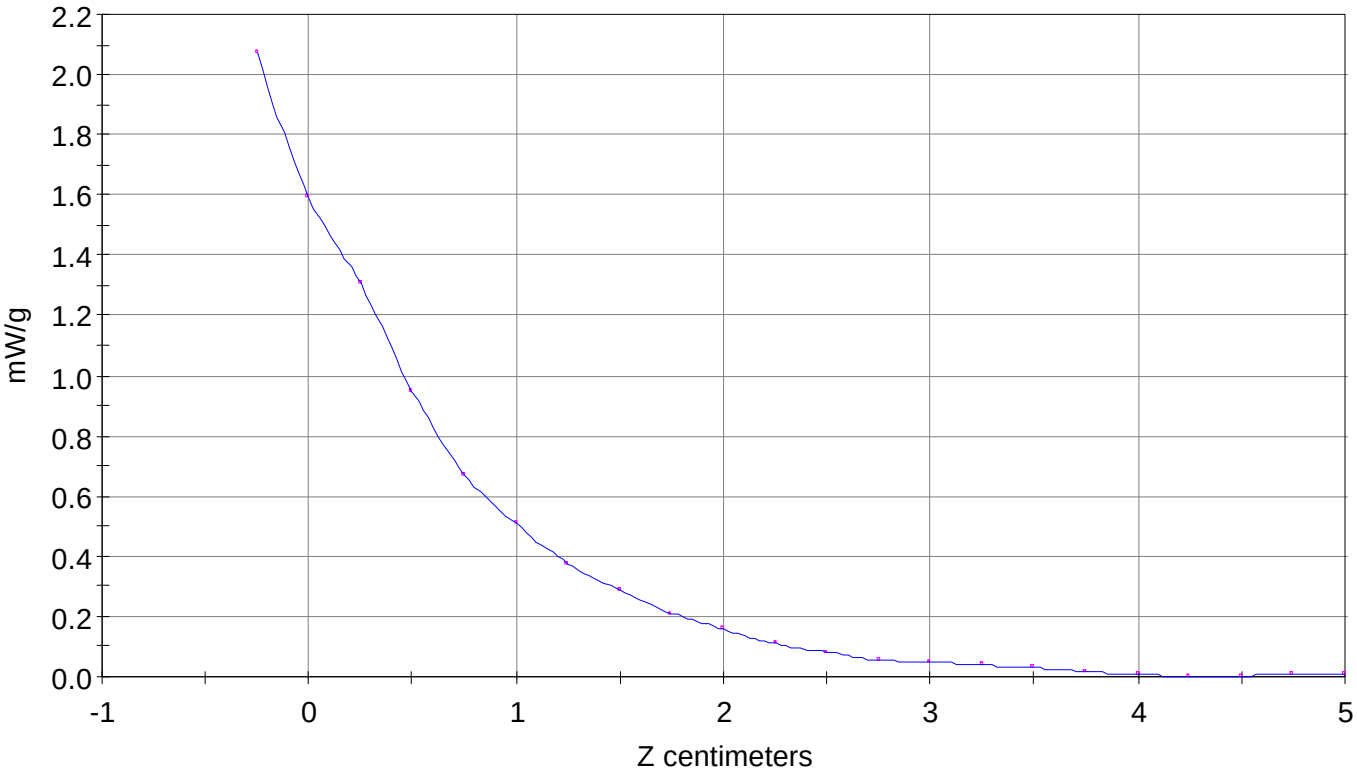

File : 01032715_ZOOM
Start : 27-Mar-101 03:09:48 pm End : 27-Mar-101 03:22:00 pm
SAMSUNG/SCH-N150/1;1851.25MHz;W;Helical/In;
Head/Left Ear;ZOOM/SAR;PCTEST/E Field/0 DegreesBrain/40.400/1.820

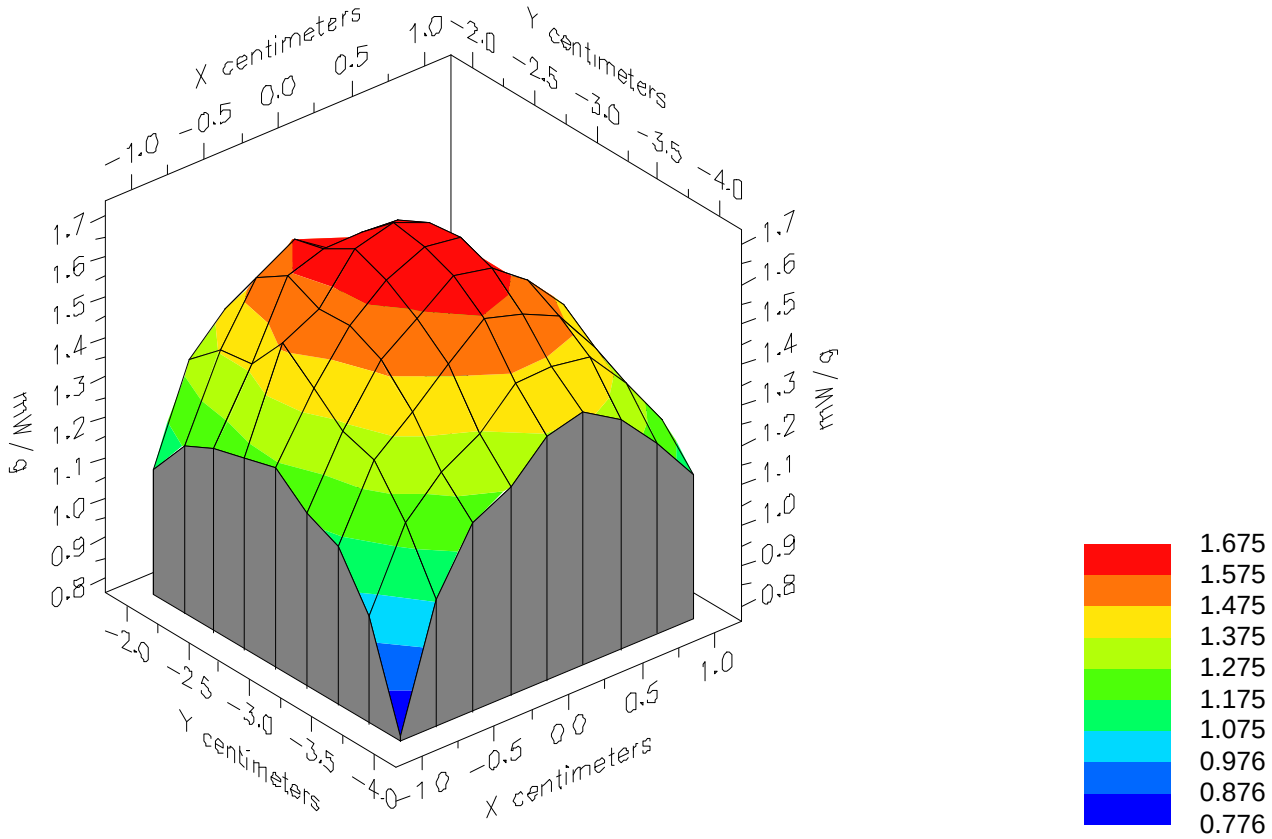

File : 01032715_ZOOM
Start : 27-Mar-101 03:09:48 pm End : 27-Mar-101 03:22:00 pm
SAMSUNG/SCH-N150/1;1851.25MHz;W;Helical/In;
Head/Left Ear;ZOOM/SAR;PCTEST/E Field/0 DegreesBrain/40.400/1.820

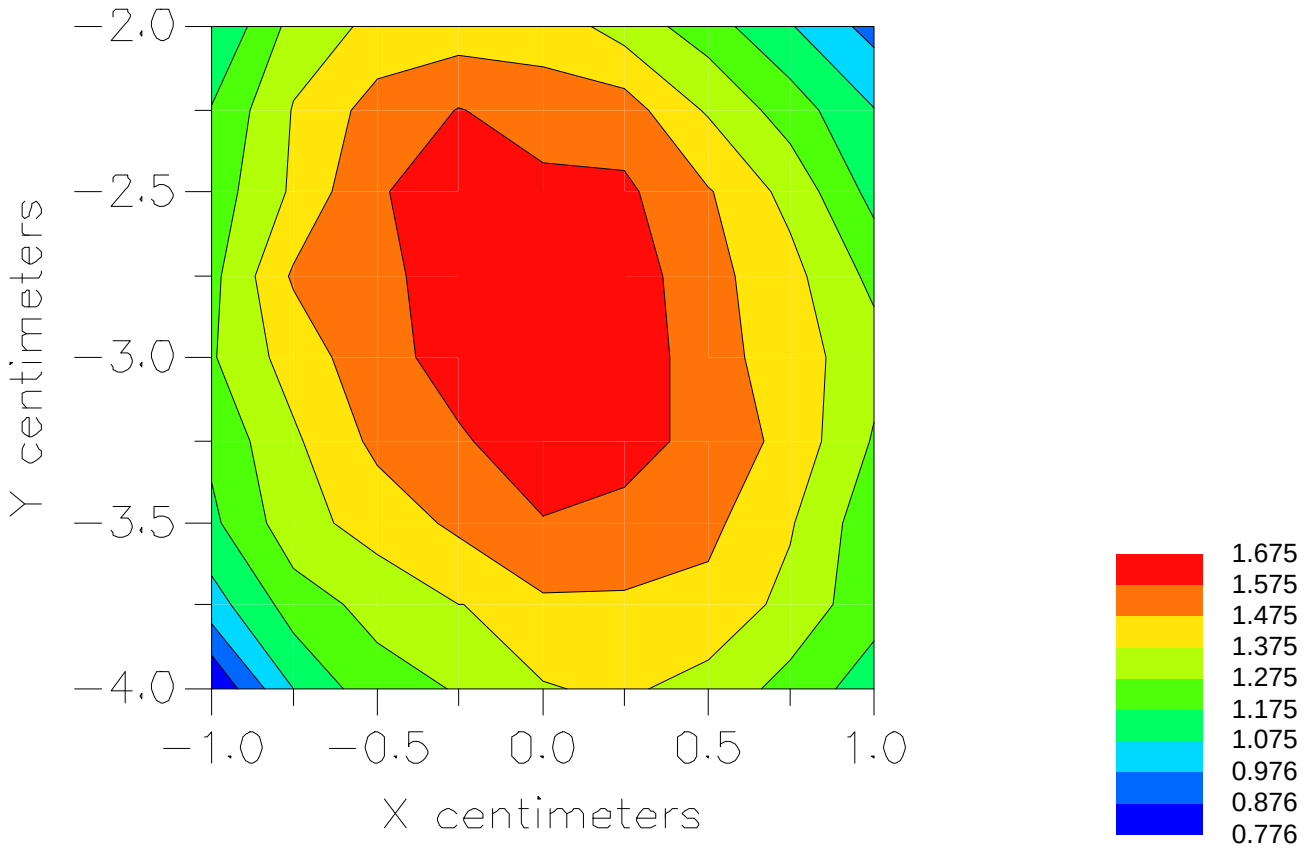

File : c:/idx3/SYSTEM/SARMEAS3/data/Normal/01032717_ZOOM.VLT
Start : 27-Mar-101 03:29:00 pm End : 27-Mar-101 03:41:13 pm

Radio Type : SAMSUNG
Model Number : SCH-N150
Serial Number : 1
Frequency : 1851.25 MHz
Peak Trans. Pwr : 0.280 W
Start Trans. Pwr: 0.280 W
Antenna Type : Helical
Antenna Posn. : Out
Phantom Type : Head
Phantom Posn. : Left Ear
Scan Type : ZOOM/SAR
Probe Name : PCTEST
Field Type : E Field
Orientation : 0 Degrees

Mixture Type = Brain
Mixture Dielectric Constant = 40.400
Mixture Conductivity = 1.820

Comment :
SAMSUNG TRI-MODE PHONE - PCS MODE
CHAN 0025 Conducted 24.5 dBm
SAMSUNG TRI-MODE PHONE

Robot : PCTEST

Probe Offset = 0.25 cm
Sensor Factor = 0.0108
Conversion Factor = 1.201

PCTEST Amplifier Channel Settings : 0.245 0.231 0.224

Max Location : X = 0.000, Y = -2.750, Z = 0.000 (cm) Value = 11.519

Measured Values (volts) =

1.106E-002	8.811E-003	6.367E-003	4.557E-003	3.450E-003	2.545E-003
1.881E-003	1.424E-003	1.002E-003	6.712E-004	5.199E-004	4.278E-004
3.631E-004	2.275E-004	2.052E-004	8.953E-005	4.777E-005	5.056E-005
8.310E-005	6.826E-005	4.012E-005			

Calc. Voltage @ Surface (Vs) = 0.0146

Voltage @ 1.00 cm (Vt) = 0.0046

Ave. Voltage (Vs+Vt)/2 = 0.0096

Ave. SAR over 1 g (mW/g) = 1.0650

SAR Scan
File : 01032717_ZOOM
Start : 27-Mar-101 03:29:00 pm End : 27-Mar-101 03:41:13 pm
SAMSUNG/SCH-N150/1;1851.25MHz;W;Helical/Out;
Head/Left Ear;ZOOM/SAR;PCTEST/E Field/0 DegreesBrain/40.400/1.820

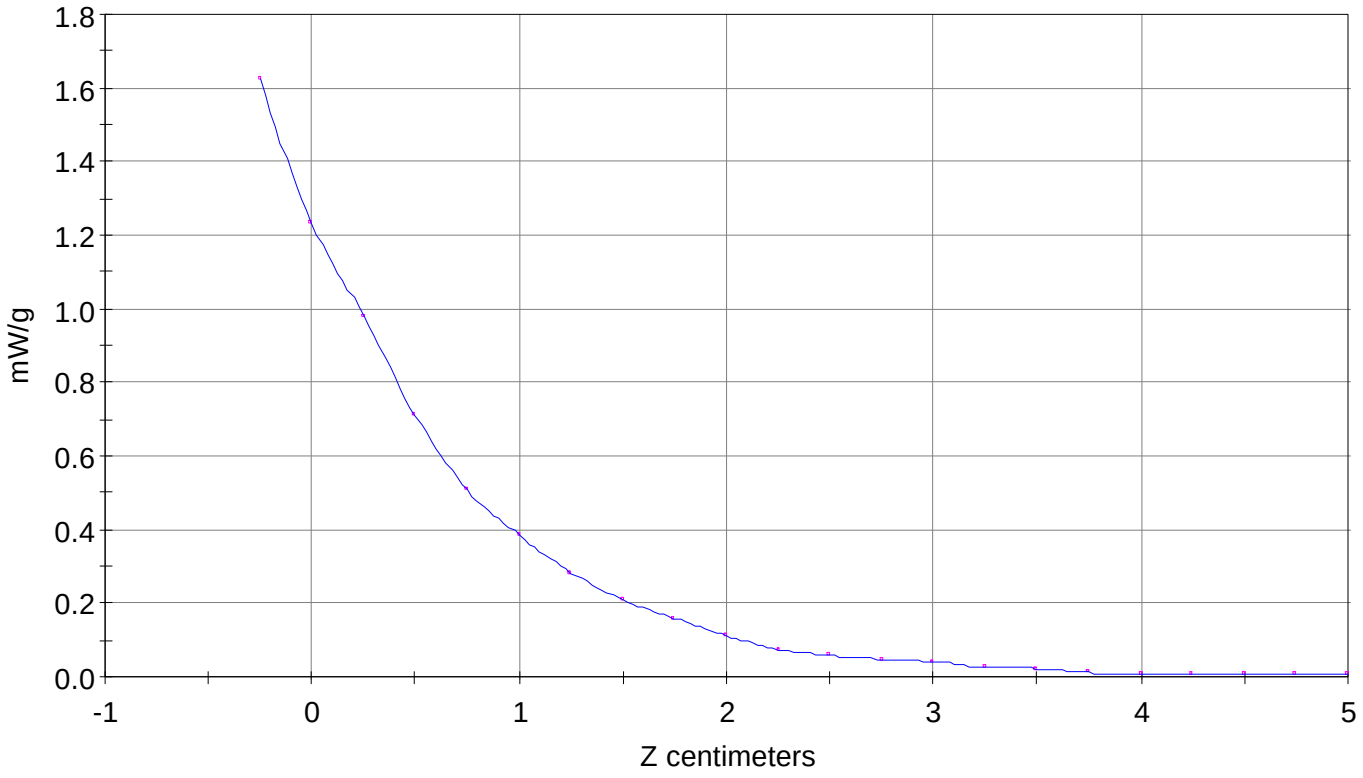

File : 01032717_ZOOM
Start : 27-Mar-101 03:29:00 pm End : 27-Mar-101 03:41:13 pm
SAMSUNG/SCH-N150/1;1851.25MHz;W;Helical/Out;
Head/Left Ear;ZOOM/SAR;PCTEST/E Field/0 DegreesBrain/40.400/1.820

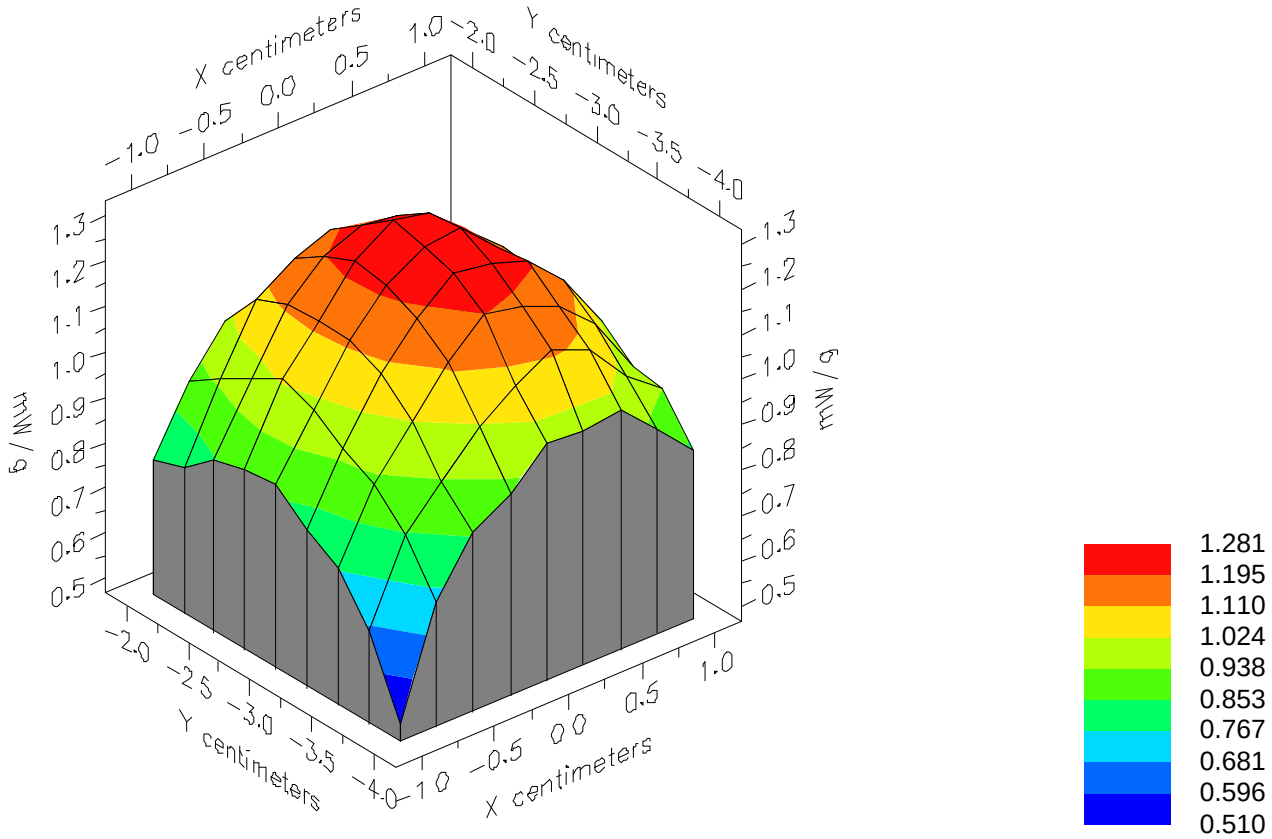

File : 01032717_ZOOM
Start : 27-Mar-101 03:29:00 pm End : 27-Mar-101 03:41:13 pm
SAMSUNG/SCH-N150/1;1851.25MHz;W;Helical/Out;
Head/Left Ear;ZOOM/SAR;PCTEST/E Field/0 DegreesBrain/40.400/1.820

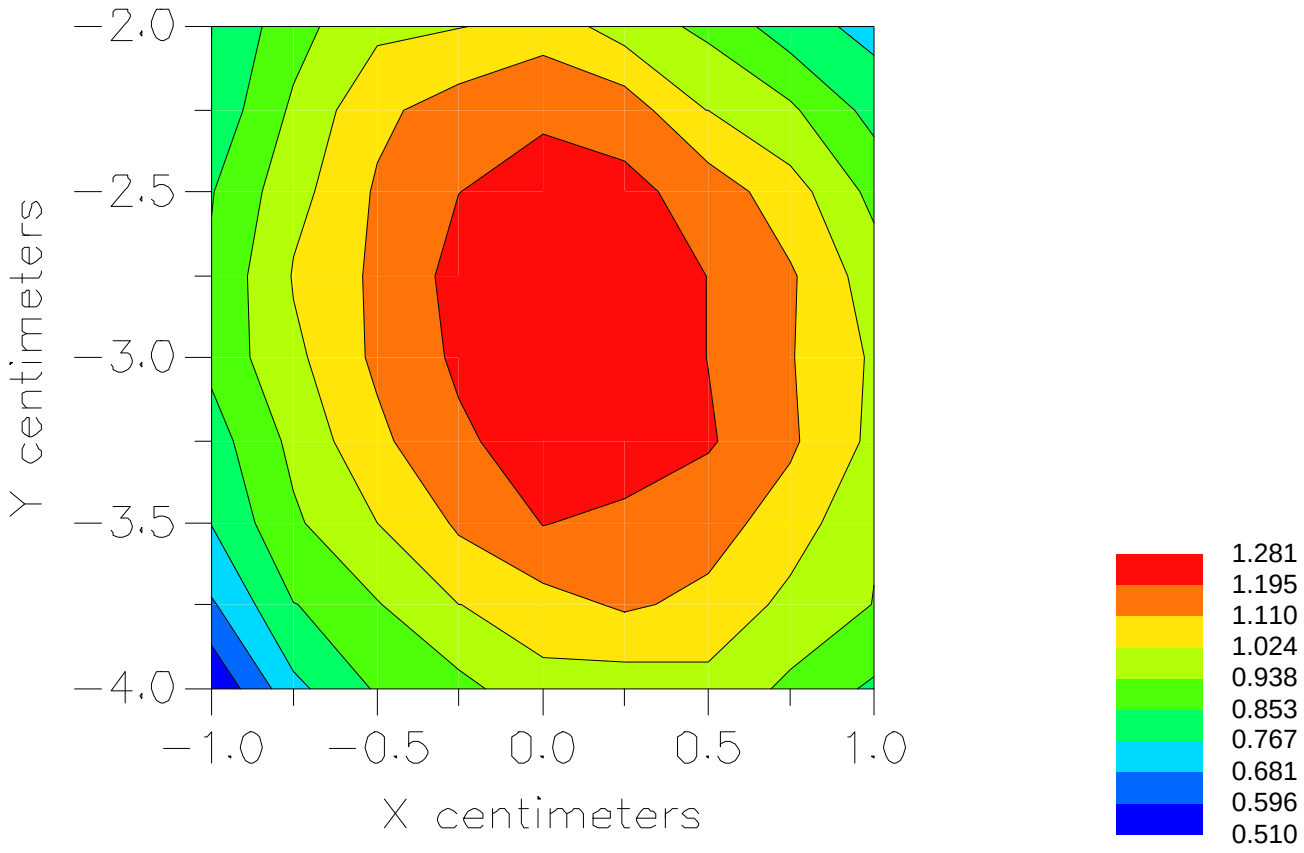

File : c:/idx3/SYSTEM/SARMEAS3/data/Normal/01032705_ZOOM.VLT
Start : 27-Mar-101 11:38:25 am End : 27-Mar-101 11:47:48 am

Radio Type : SAMSUNG
Model Number : SCH-N150
Serial Number : 1
Frequency : 1880.00 MHz
Peak Trans. Pwr : 0.280 W
Start Trans. Pwr: 0.280 W
Antenna Type : Helical
Antenna Posn. : In
Phantom Type : Head
Phantom Posn. : Left Ear
Scan Type : ZOOM/SAR
Probe Name : PCTEST
Field Type : E Field
Orientation : 0 Degrees

Mixture Type = Brain
Mixture Dielectric Constant = 40.400
Mixture Conductivity = 1.820

Comment :
SAMSUNG TRI-MODE PHONE - PCS MODE
CHAN 0600 Conducted 24.5 dBm
SAMSUNG TRI-MODE PHONE

Robot : PCTEST

Probe Offset = 0.25 cm
Sensor Factor = 0.0108
Conversion Factor = 1.201

PCTEST Amplifier Channel Settings : 0.245 0.231 0.224

Max Location : X = 0.000, Y = -3.000, Z = 0.000 (cm) Value = 15.134

Measured Values (volts) =

1.458E-002	1.141E-002	8.345E-003	6.035E-003	4.365E-003	3.369E-003
2.467E-003	1.769E-003	1.416E-003	9.487E-004	7.445E-004	5.002E-004
4.487E-004	3.409E-004	2.608E-004	1.596E-004	6.600E-005	6.175E-005
4.545E-005	9.729E-005	2.414E-005			

Calc. Voltage @ Surface (Vs) = 0.0193

Voltage @ 1.00 cm (Vt) = 0.0060

Ave. Voltage (Vs+Vt)/2 = 0.0127

Ave. SAR over 1 g (mW/g) = 1.4081

SAR Scan
File : 01032705_ZOOM
Start : 27-Mar-101 11:38:25 am End : 27-Mar-101 11:47:48 am
SAMSUNG/SCH-N150/1;1880.00MHz;W;Helical/In;
Head/Left Ear;ZOOM/SAR;PCTEST/E Field/0 DegreesBrain/40.400/1.820

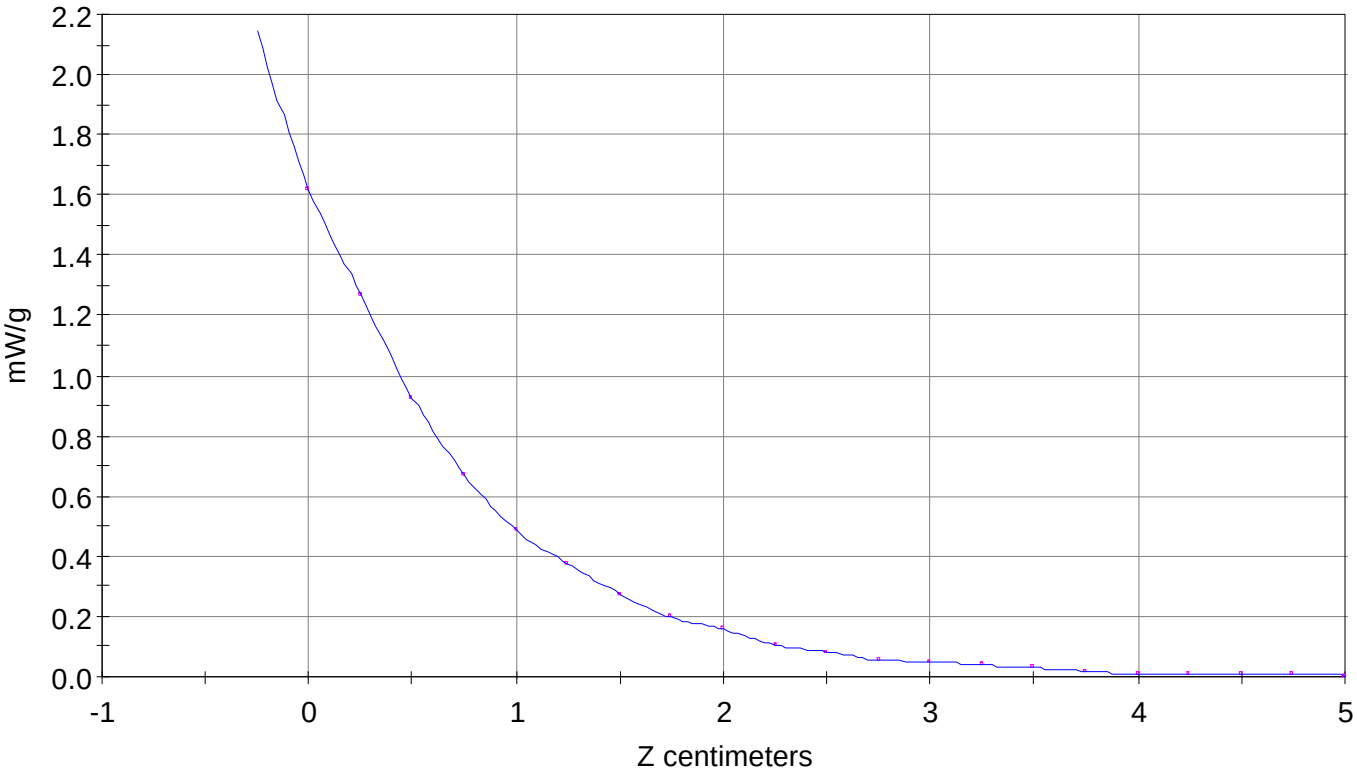

File : 01032705_ZOOM
Start : 27-Mar-101 11:38:25 am End : 27-Mar-101 11:47:48 am
SAMSUNG/SCH-N150/1;1880.00MHz;W;Helical/In;
Head/Left Ear;ZOOM/SAR;PCTEST/E Field/0 DegreesBrain/40.400/1.820

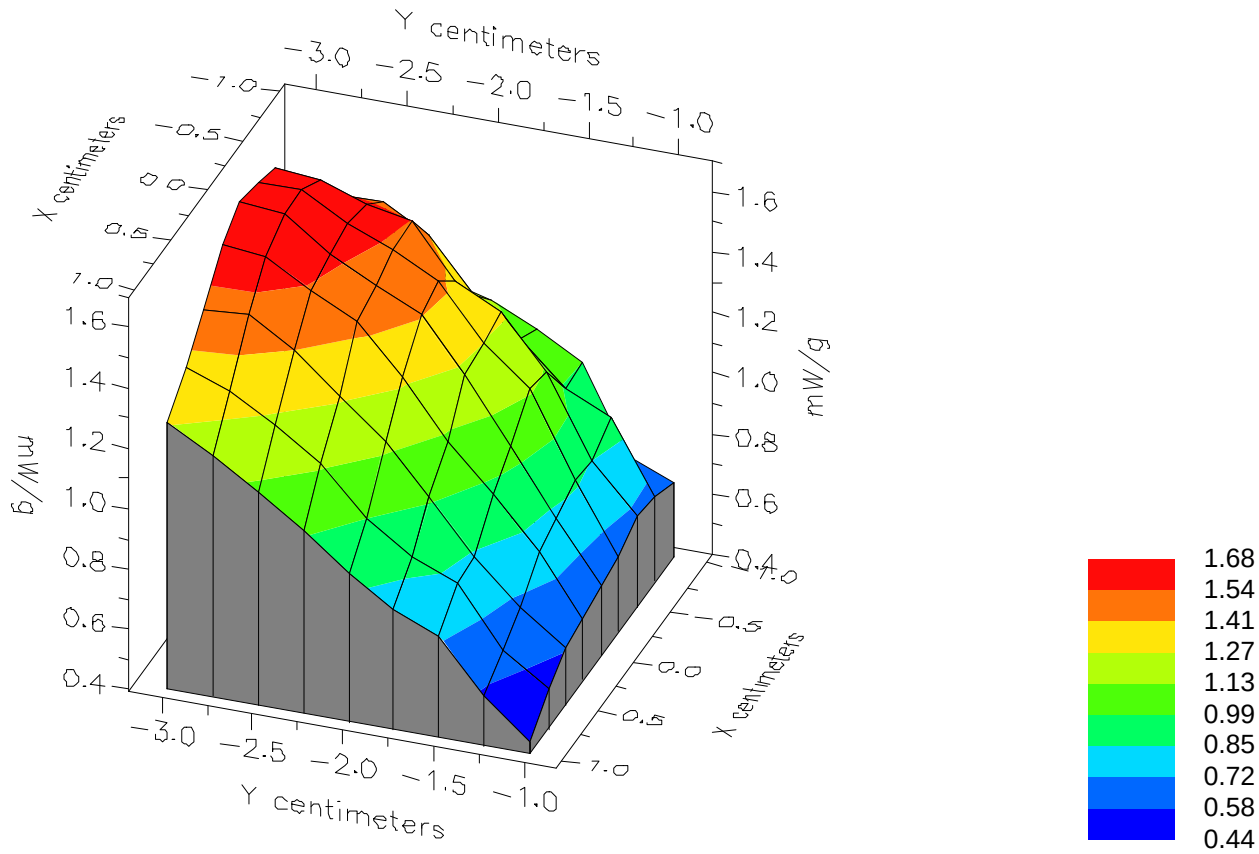

File : 01032705_ZOOM
Start : 27-Mar-101 11:38:25 am End : 27-Mar-101 11:47:48 am
SAMSUNG/SCH-N150/1;1880.00MHz;W;Helical/In;
Head/Left Ear;ZOOM/SAR;PCTEST/E Field/0 DegreesBrain/40.400/1.820

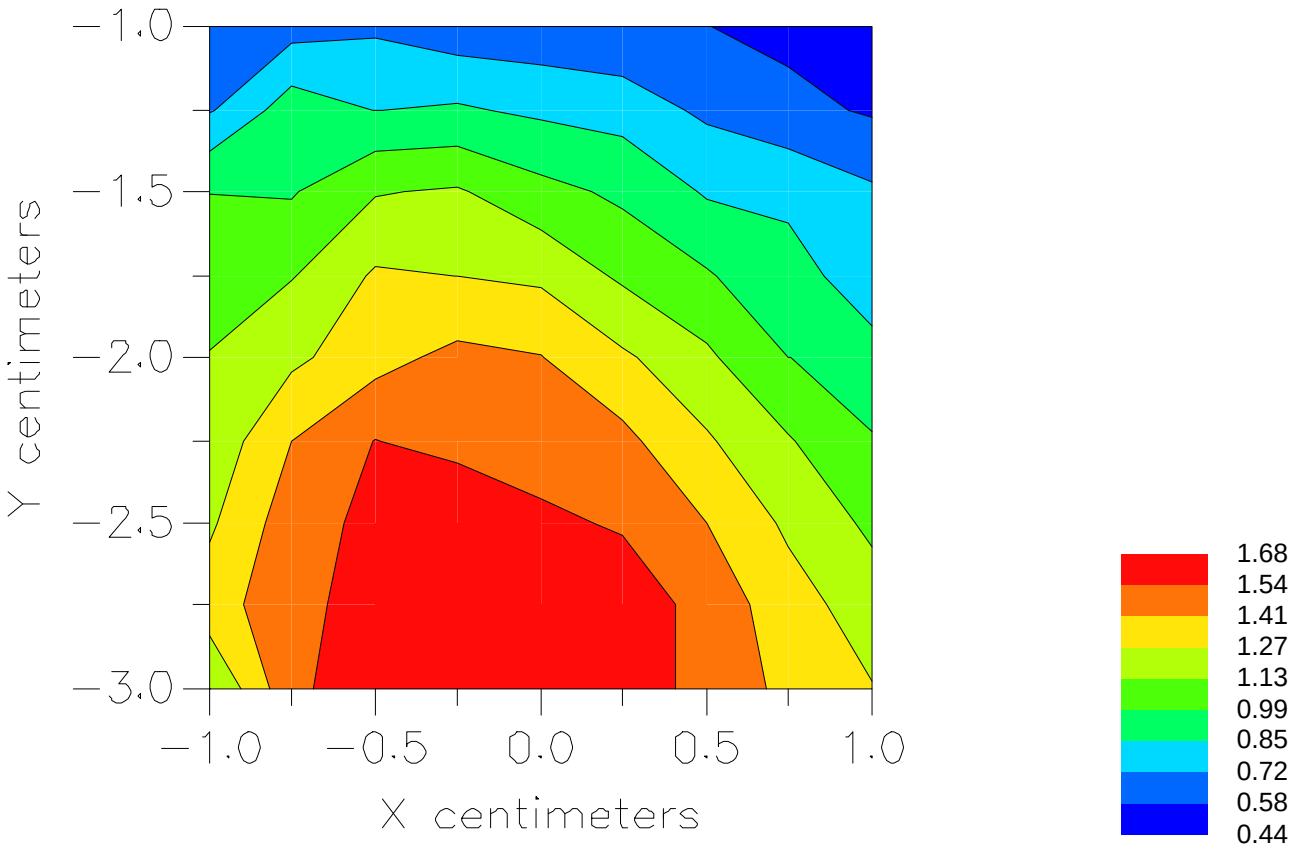

File : c:/idx3/SYSTEM/SARMEAS3/data/Normal/01032719_ZOOM.VLT
Start : 27-Mar-101 03:43:11 pm End : 27-Mar-101 03:55:27 pm

Radio Type : SAMSUNG
Model Number : SCH-N150
Serial Number : 1
Frequency : 1880.00 MHz
Peak Trans. Pwr : 0.280 W
Start Trans. Pwr: 0.280 W
Antenna Type : Helical
Antenna Posn. : Out
Phantom Type : Head
Phantom Posn. : Left Ear
Scan Type : ZOOM/SAR
Probe Name : PCTEST
Field Type : E Field
Orientation : 0 Degrees

Mixture Type = Brain
Mixture Dielectric Constant = 40.400
Mixture Conductivity = 1.820

Comment :
SAMSUNG TRI-MODE PHONE - PCS MODE
CHAN 0600 Conducted 24.5 dBm
SAMSUNG TRI-MODE PHONE

Robot : PCTEST

Probe Offset = 0.25 cm
Sensor Factor = 0.0108
Conversion Factor = 1.201

PCTEST Amplifier Channel Settings : 0.245 0.231 0.224

Max Location : X = 0.000, Y = -2.750, Z = 0.000 (cm) Value = 10.967

Measured Values (volts) =

1.060E-002	8.916E-003	6.316E-003	4.456E-003	3.325E-003	2.455E-003
1.882E-003	1.343E-003	9.931E-004	6.915E-004	4.680E-004	3.549E-004
3.086E-004	2.378E-004	1.804E-004	8.709E-005	4.268E-005	4.216E-005
5.126E-005	3.904E-005	9.523E-005			

Calc. Voltage @ Surface (Vs) = 0.0138

Voltage @ 1.00 cm (Vt) = 0.0045

Ave. Voltage (Vs+Vt)/2 = 0.0091

Ave. SAR over 1 g (mW/g) = 1.0146

SAR Scan
File : 01032719_ZOOM
Start : 27-Mar-101 03:43:11 pm End : 27-Mar-101 03:55:27 pm
SAMSUNG/SCH-N150/1;1880.00MHz;W;Helical/Out;
Head/Left Ear;ZOOM/SAR;PCTEST/E Field/0 DegreesBrain/40.400/1.820

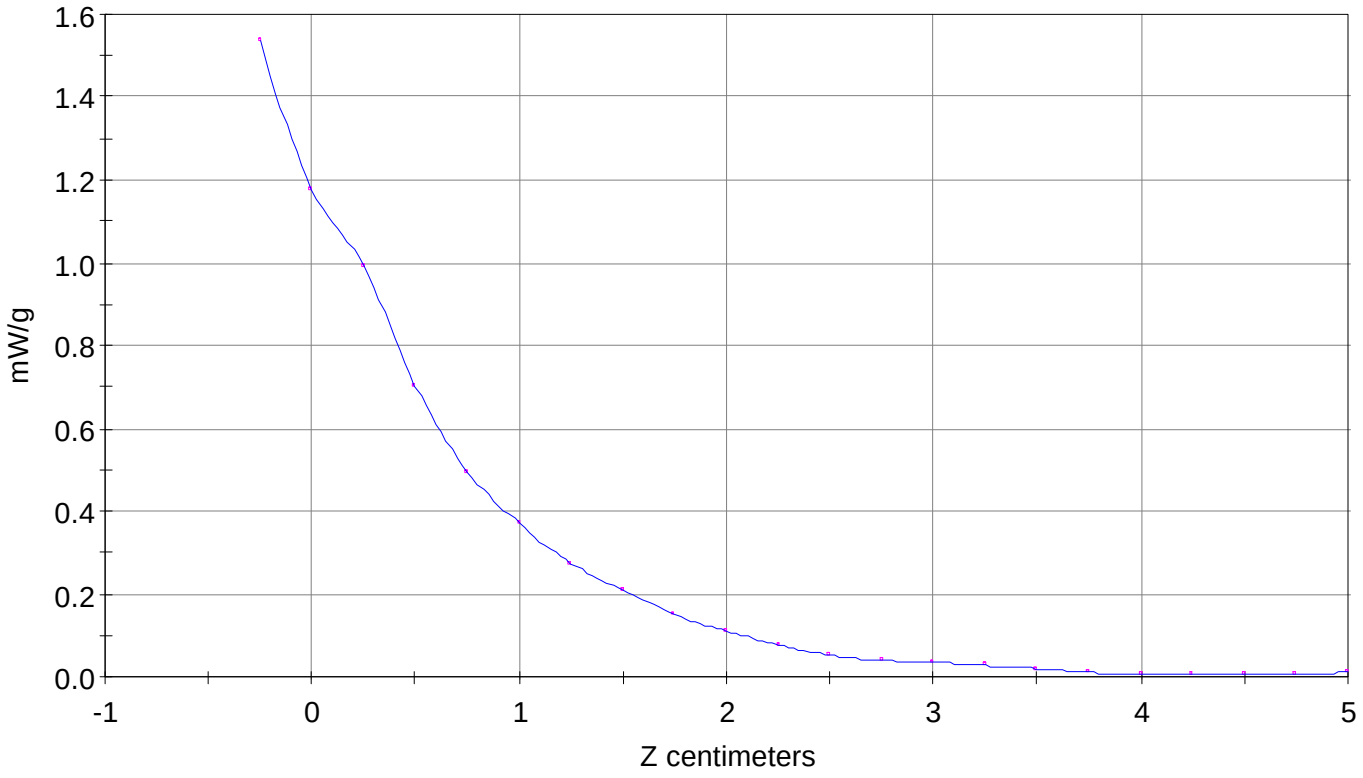

File : 01032719_ZOOM
Start : 27-Mar-101 03:43:11 pm End : 27-Mar-101 03:55:27 pm
SAMSUNG/SCH-N150/1;1880.00MHz;W;Helical/Out;
Head/Left Ear;ZOOM/SAR;PCTEST/E Field/0 DegreesBrain/40.400/1.820

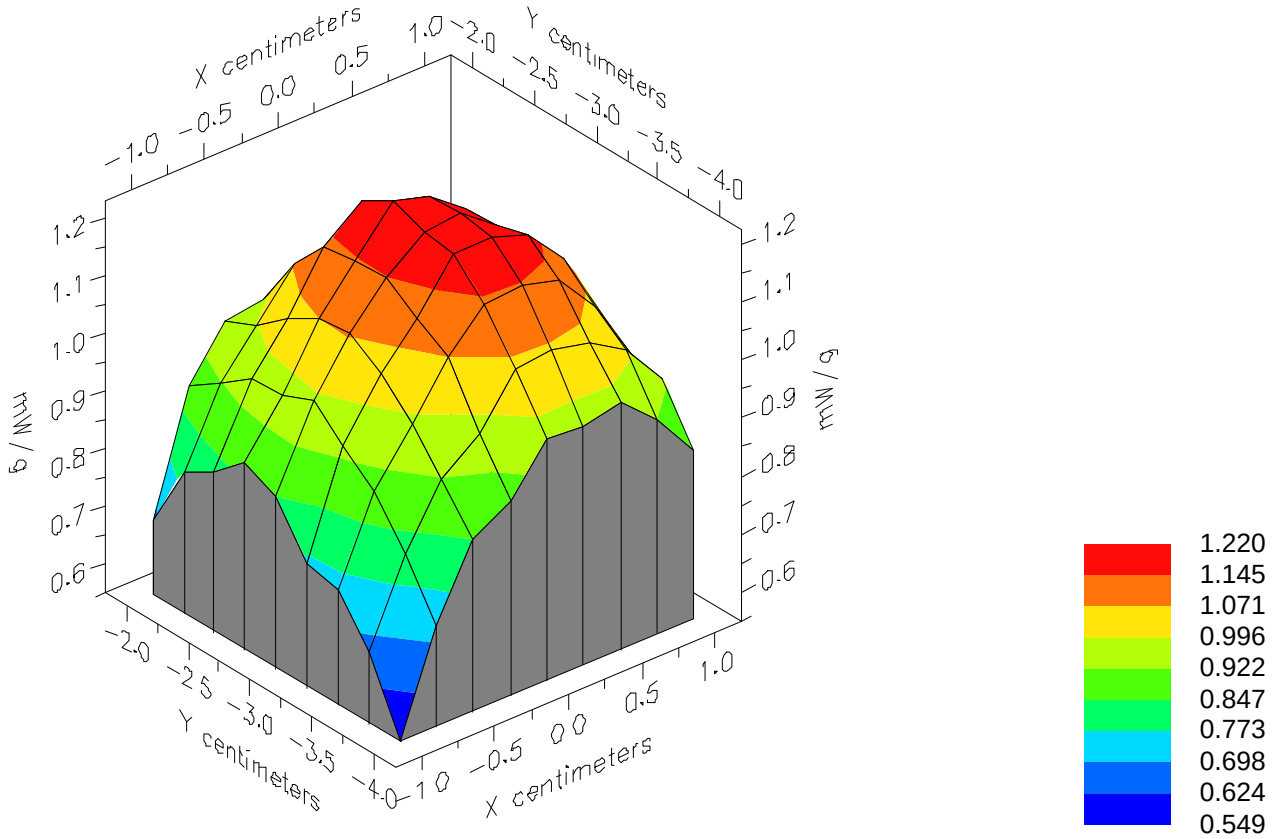

File : 01032719_ZOOM
Start : 27-Mar-101 03:43:11 pm End : 27-Mar-101 03:55:27 pm
SAMSUNG/SCH-N150/1;1880.00MHz;W;Helical/Out;
Head/Left Ear;ZOOM/SAR;PCTEST/E Field/0 DegreesBrain/40.400/1.820

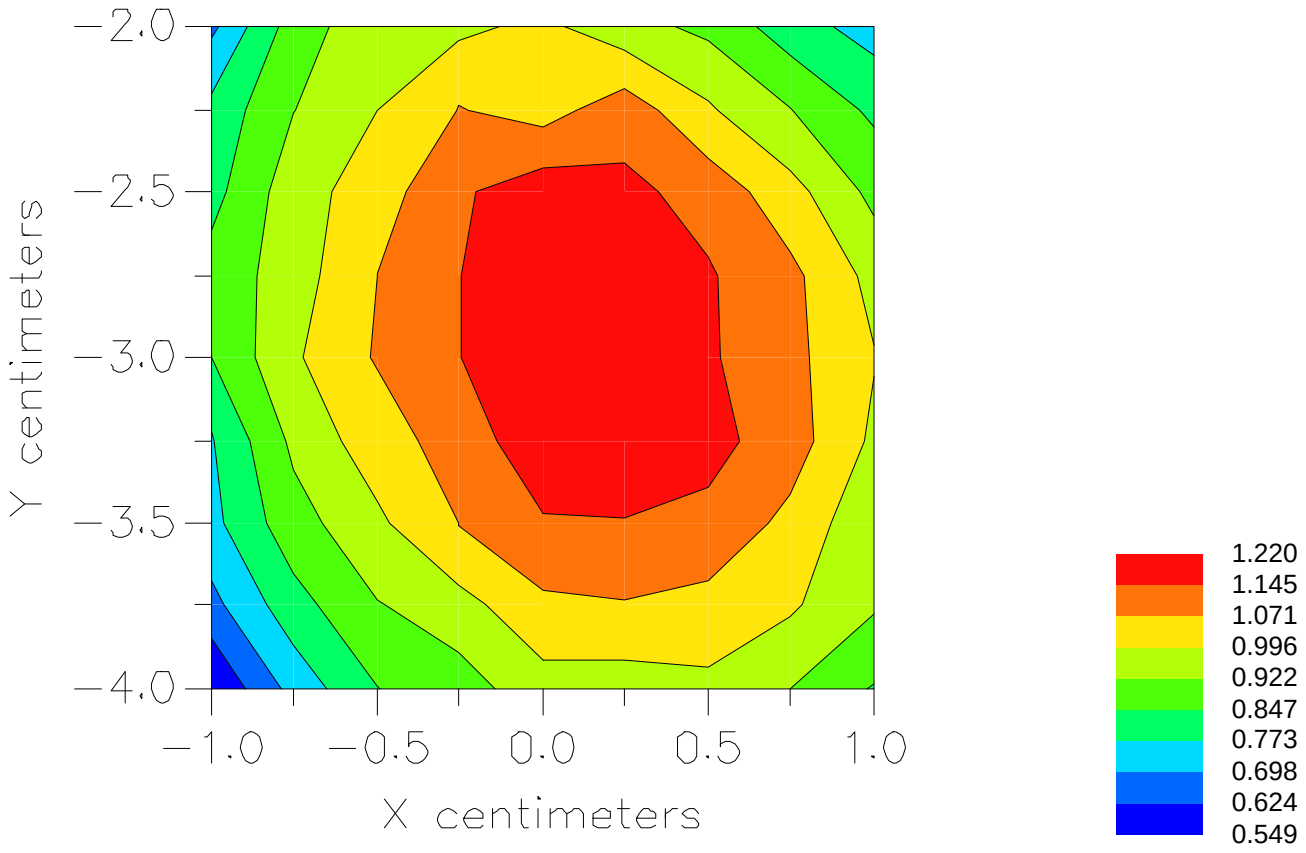

File : c:/idx3/SYSTEM/SARMEAS3/data/Normal/01032708_ZOOM.VLT
Start : 27-Mar-101 12:32:27 pm End : 27-Mar-101 12:44:36 pm

Radio Type : SAMSUNG
Model Number : SCH-N150
Serial Number : 1
Frequency : 1908.75 MHz
Peak Trans. Pwr : 0.280 W
Start Trans. Pwr: 0.280 W
Antenna Type : Helical
Antenna Posn. : In
Phantom Type : Head
Phantom Posn. : Left Ear
Scan Type : ZOOM/SAR
Probe Name : PCTEST
Field Type : E Field
Orientation : 0 Degrees

Mixture Type = Brain
Mixture Dielectric Constant = 40.400
Mixture Conductivity = 1.820

Comment :
SAMSUNG TRI-MODE PHONE - PCS MODE
CHAN 1175 Conducted 24.5 dBm
SAMSUNG TRI-MODE PHONE

Robot : PCTEST

Probe Offset = 0.25 cm
Sensor Factor = 0.0108
Conversion Factor = 1.201

PCTEST Amplifier Channel Settings : 0.245 0.231 0.224

Max Location : X = 0.000, Y = -2.750, Z = 0.000 (cm) Value = 14.761

Measured Values (volts) =

1.384E-002	1.083E-002	7.771E-003	5.626E-003	4.086E-003	3.025E-003
2.142E-003	1.665E-003	1.170E-003	8.606E-004	6.005E-004	4.621E-004
3.576E-004	3.478E-004	2.463E-004	1.621E-004	9.712E-005	5.417E-005
3.858E-005	5.789E-005	7.354E-005			

Calc. Voltage @ Surface (Vs) = 0.0185

Voltage @ 1.00 cm (Vt) = 0.0056

Ave. Voltage (Vs+Vt)/2 = 0.0121

Ave. SAR over 1 g (mW/g) = 1.3403

SAR Scan
File : 01032708_ZOOM
Start : 27-Mar-101 12:32:27 pm End : 27-Mar-101 12:44:36 pm
SAMSUNG/SCH-N150/1;1908.75MHz;W;Helical/In;
Head/Left Ear;ZOOM/SAR;PCTEST/E Field/0 DegreesBrain/40.400/1.820

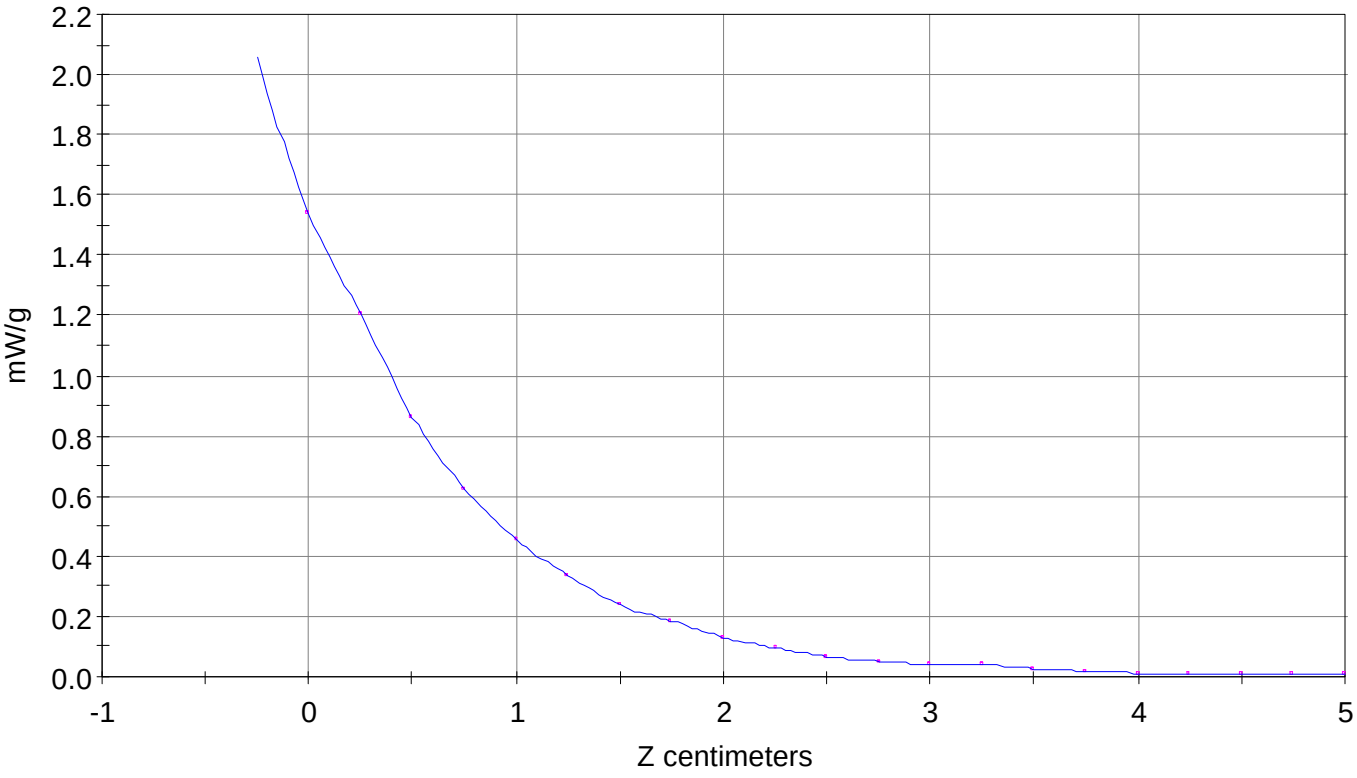

File : 01032708_ZOOM
Start : 27-Mar-101 12:32:27 pm End : 27-Mar-101 12:44:36 pm
SAMSUNG/SCH-N150/1;1908.75MHz;W;Helical/In;
Head/Left Ear;ZOOM/SAR;PCTEST/E Field/0 DegreesBrain/40.400/1.820

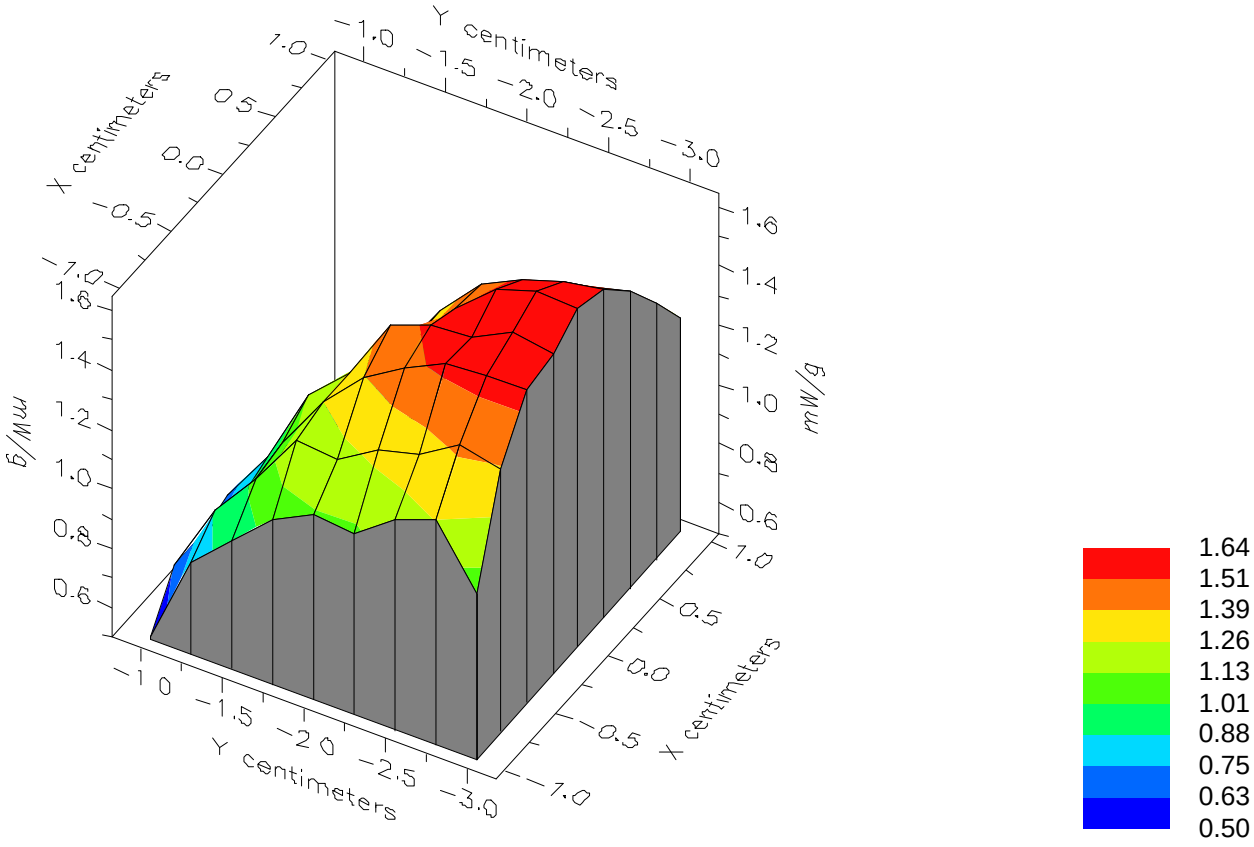

File : 01032708_ZOOM
Start : 27-Mar-101 12:32:27 pm End : 27-Mar-101 12:44:36 pm
SAMSUNG/SCH-N150/1;1908.75MHz;W;Helical/In;
Head/Left Ear;ZOOM/SAR;PCTEST/E Field/0 DegreesBrain/40.400/1.820

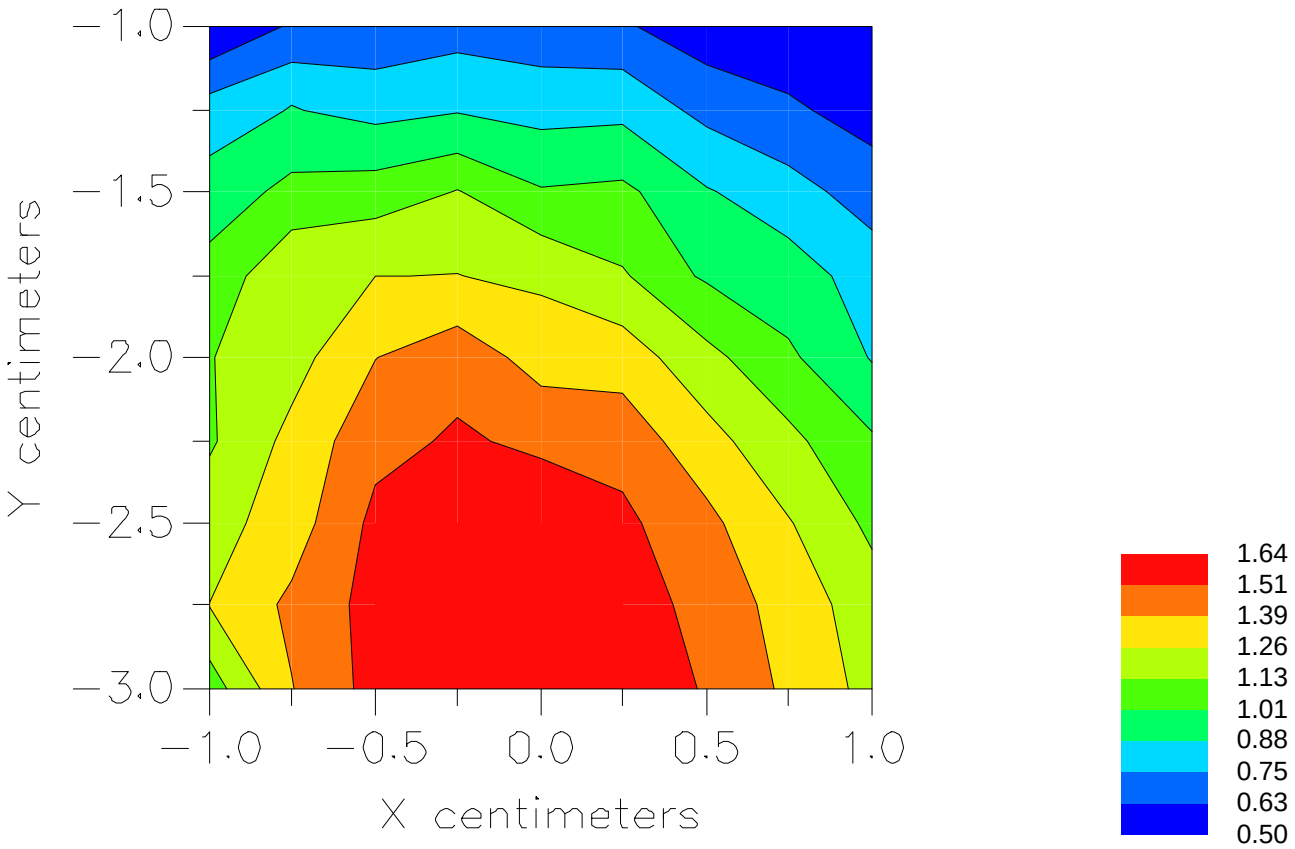

File : c:/idx3/SYSTEM/SARMEAS3/data/Normal/01032721_ZOOM.VLT
Start : 27-Mar-101 03:58:22 pm End : 27-Mar-101 04:07:37 pm

Radio Type : SAMSUNG
Model Number : SCH-N150
Serial Number : 1
Frequency : 1908.75 MHz
Peak Trans. Pwr : 0.280 W
Start Trans. Pwr: 0.280 W
Antenna Type : Helical
Antenna Posn. : Out
Phantom Type : Head
Phantom Posn. : Left Ear
Scan Type : ZOOM/SAR
Probe Name : PCTEST
Field Type : E Field
Orientation : 0 Degrees

Mixture Type = Brain
Mixture Dielectric Constant = 40.400
Mixture Conductivity = 1.820

Comment :
SAMSUNG TRI-MODE PHONE - PCS MODE
CHAN 1175 Conducted 24.5 dBm
SAMSUNG TRI-MODE PHONE

Robot : PCTEST

Probe Offset = 0.25 cm
Sensor Factor = 0.0108
Conversion Factor = 1.201

PCTEST Amplifier Channel Settings : 0.245 0.231 0.224

Max Location : X = 0.000, Y = -2.750, Z = 0.000 (cm) Value = 11.199

Measured Values (volts) =

1.054E-002	8.387E-003	6.018E-003	4.353E-003	3.159E-003	2.401E-003
1.741E-003	1.322E-003	9.303E-004	6.408E-004	5.171E-004	3.673E-004
3.466E-004	2.480E-004	1.454E-004	9.084E-005	2.794E-005	3.971E-005
3.382E-005	5.582E-005	7.142E-005			

Calc. Voltage @ Surface (Vs) = 0.0140

Voltage @ 1.00 cm (Vt) = 0.0044

Ave. Voltage (Vs+Vt)/2 = 0.0092

Ave. SAR over 1 g (mW/g) = 1.0187

SAR Scan
File : 01032721_ZOOM
Start : 27-Mar-101 03:58:22 pm End : 27-Mar-101 04:07:37 pm
SAMSUNG/SCH-N150/1;1908.75MHz;W;Helical/Out;
Head/Left Ear;ZOOM/SAR;PCTEST/E Field/0 DegreesBrain/40.400/1.820

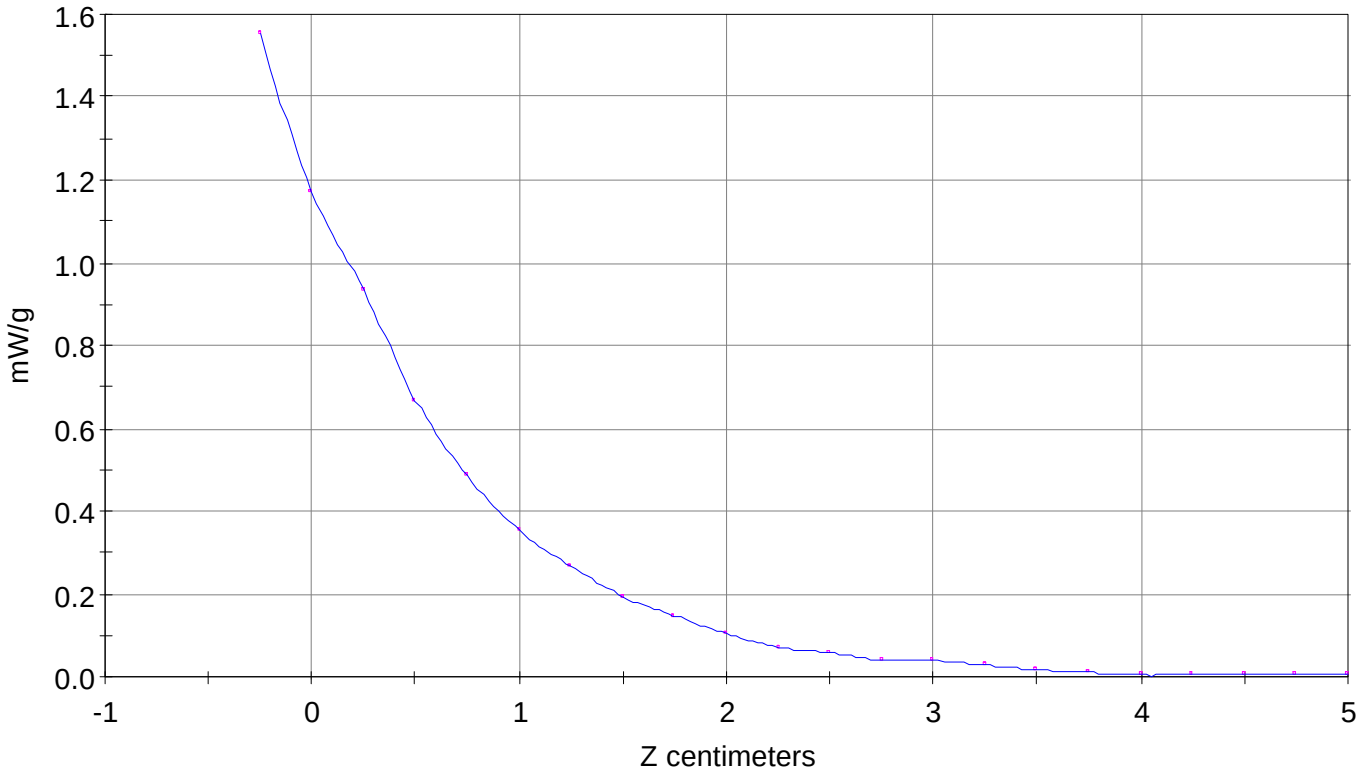

File : 01032721_ZOOM
Start : 27-Mar-101 03:58:22 pm End : 27-Mar-101 04:07:37 pm
SAMSUNG/SCH-N150/1;1908.75MHz;W;Helical/Out;
Head/Left Ear;ZOOM/SAR;PCTEST/E Field/0 DegreesBrain/40.400/1.820

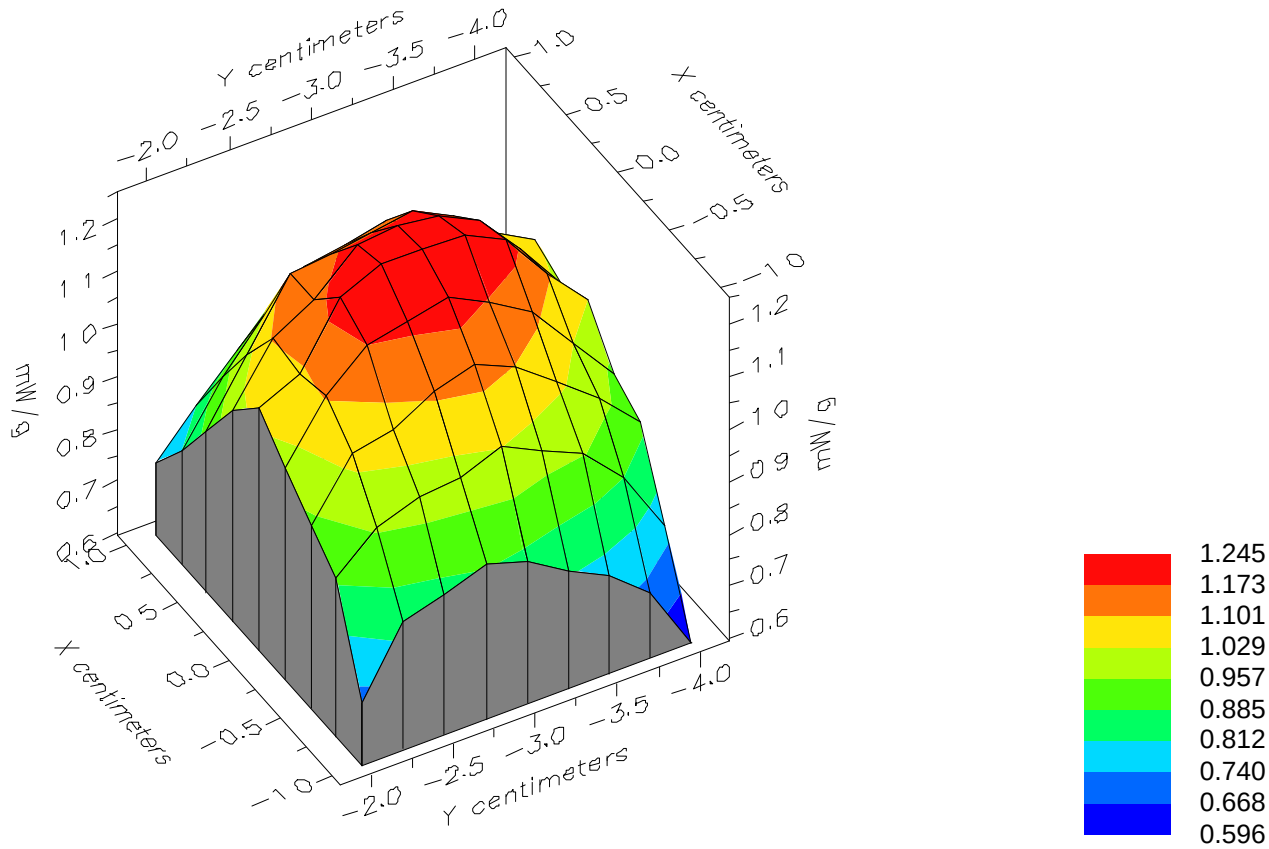

File : 01032721_ZOOM
Start : 27-Mar-101 03:58:22 pm End : 27-Mar-101 04:07:37 pm
SAMSUNG/SCH-N150/1;1908.75MHz;W;Helical/Out;
Head/Left Ear;ZOOM/SAR;PCTEST/E Field/0 DegreesBrain/40.400/1.820

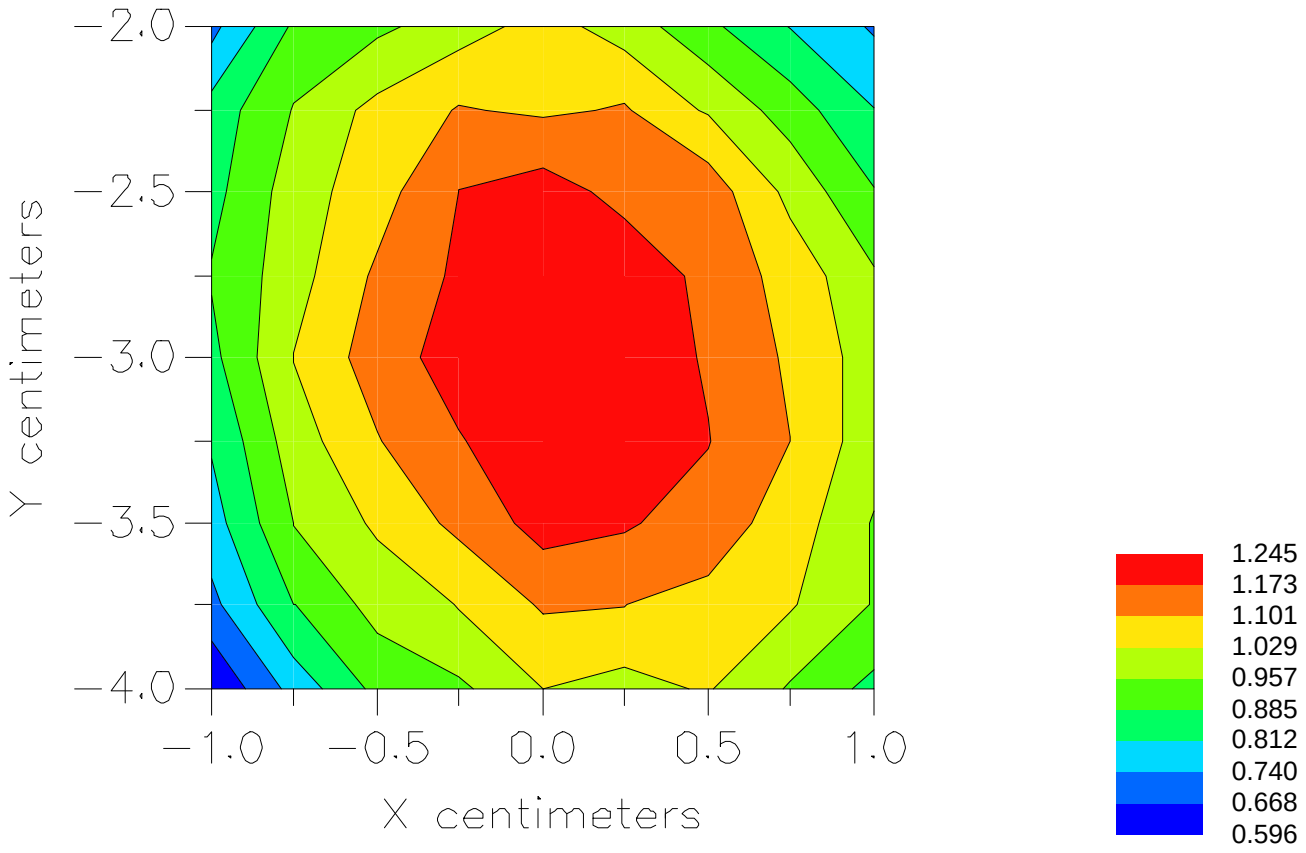

Peak SAR Location

800 MHz Body SAR



File : c:/idx3/SYSTEM/SARMEAS3/data/Normal/01032803_ZOOM.VLT
Start : 28-Mar-101 10:08:17 am End : 28-Mar-101 10:15:41 am

Radio Type : SAMSUNG
Model Number : SCH-N150
Serial Number : 1
Frequency : 824.04 MHz
Peak Trans. Pwr : 0.500 W
Start Trans. Pwr: 0.500 W
Antenna Type : Helical
Antenna Posn. : In
Phantom Type : Body
Phantom Posn. : Abdomen
Scan Type : ZOOM/SAR
Probe Name : PCTEST
Field Type : E Field
Orientation : 0 Degrees

Mixture Type = Muscle
Mixture Dielectric Constant = 51.700
Mixture Conductivity = 1.100

Comment :
SAMSUNG TRI-MODE PHONE - AMPS MODE
CHAN 0991 Conducted 27.0 dBm
SAMSUNG TRI-MODE PHONE - BODY SAR

Robot : PCTEST

Probe Offset = 0.25 cm
Sensor Factor = 0.0108
Conversion Factor = 0.894

PCTEST Amplifier Channel Settings : 0.166 0.135 0.132

Max Location : X = 0.500, Y = -0.500, Z = 0.000 (cm) Value = 16.269

Measured Values (volts) =

1.619E-002	1.321E-002	1.106E-002	9.272E-003	7.733E-003	6.489E-003
5.592E-003	5.051E-003	4.760E-003	4.512E-003	4.296E-003	3.977E-003
3.412E-003	2.795E-003	2.025E-003	1.358E-003	9.485E-004	7.065E-004
7.692E-004	1.012E-003	1.289E-003			

Calc. Voltage @ Surface (Vs) = 0.0196

Voltage @ 1.00 cm (Vt) = 0.0093

Ave. Voltage (Vs+Vt)/2 = 0.0144

Ave. SAR over 1 g (mW/g) = 1.1947

SAR Scan
File : 01032803_ZOOM
Start : 28-Mar-101 10:08:17 am End : 28-Mar-101 10:15:41 am
SAMSUNG/SCH-N150/1;824.04MHz;W;Helical/In;
Body/Abdomen;ZOOM/SAR;PCTEST/E Field/0 DegreesMuscle/51.700/1.100

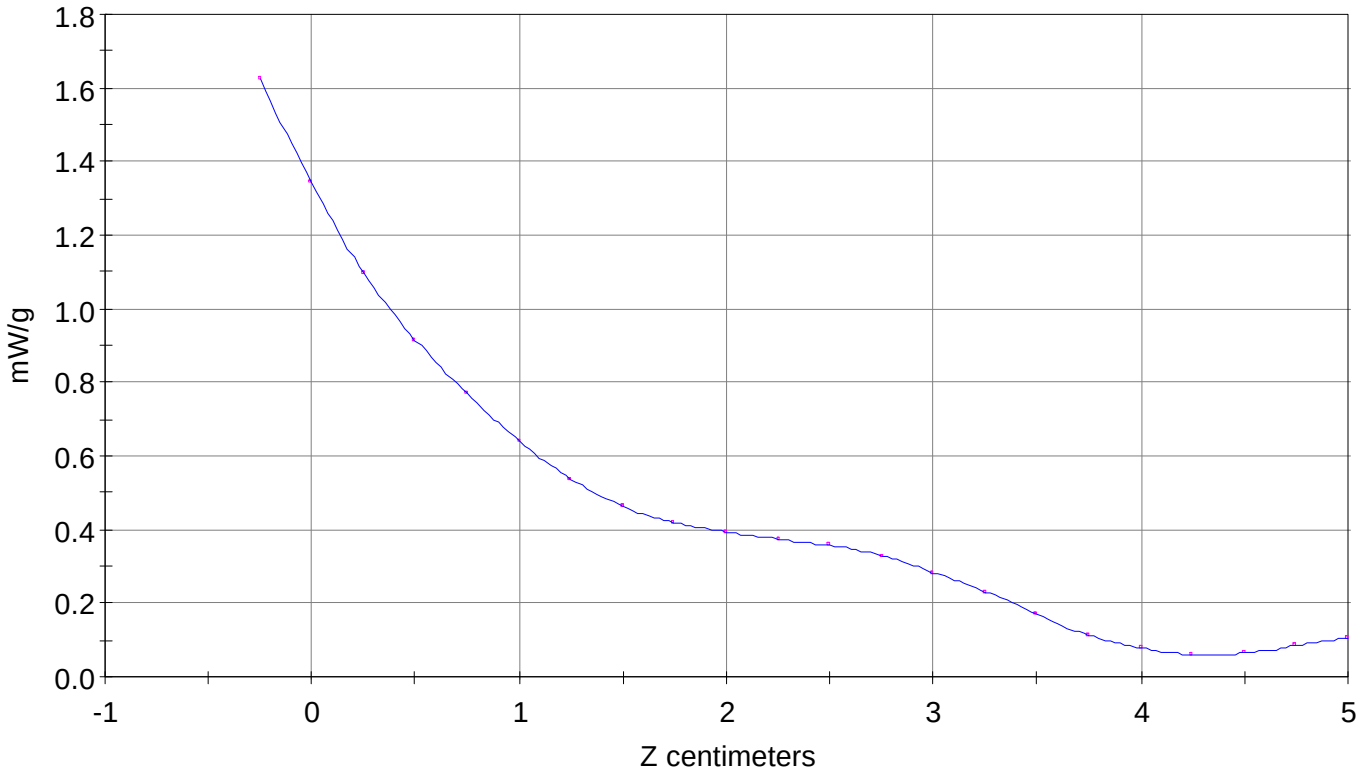

File : 01032803_ZOOM
Start : 28-Mar-101 10:08:17 am End : 28-Mar-101 10:15:41 am
SAMSUNG/SCH-N150/1;824.04MHz;W;Helical/In;
Body/Abdomen;ZOOM/SAR;PCTEST/E Field/0 DegreesMuscle/51.700/1.100

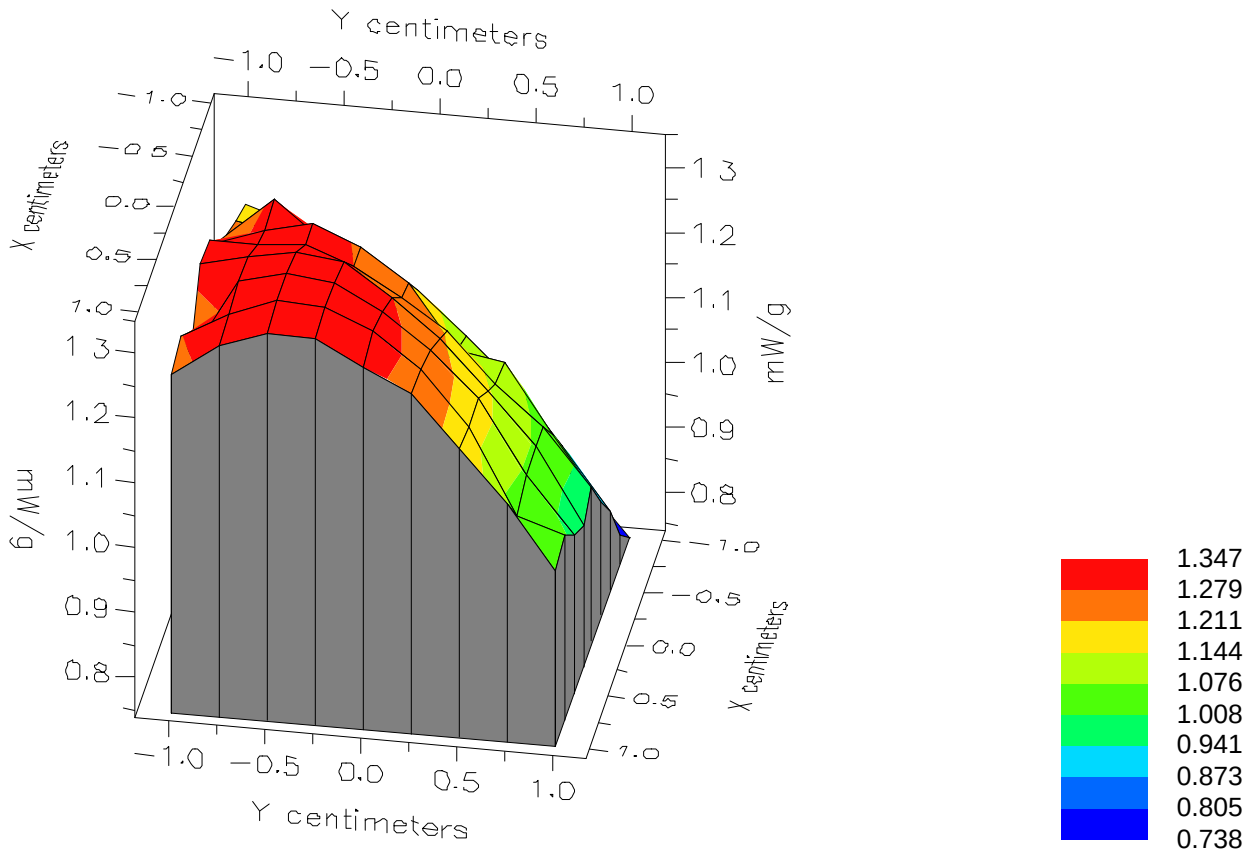

File : 01032803_ZOOM
Start : 28-Mar-101 10:08:17 am End : 28-Mar-101 10:15:41 am
SAMSUNG/SCH-N150/1;824.04MHz;W;Helical/In;
Body/Abdomen;ZOOM/SAR;PCTEST/E Field/0 DegreesMuscle/51.700/1.100

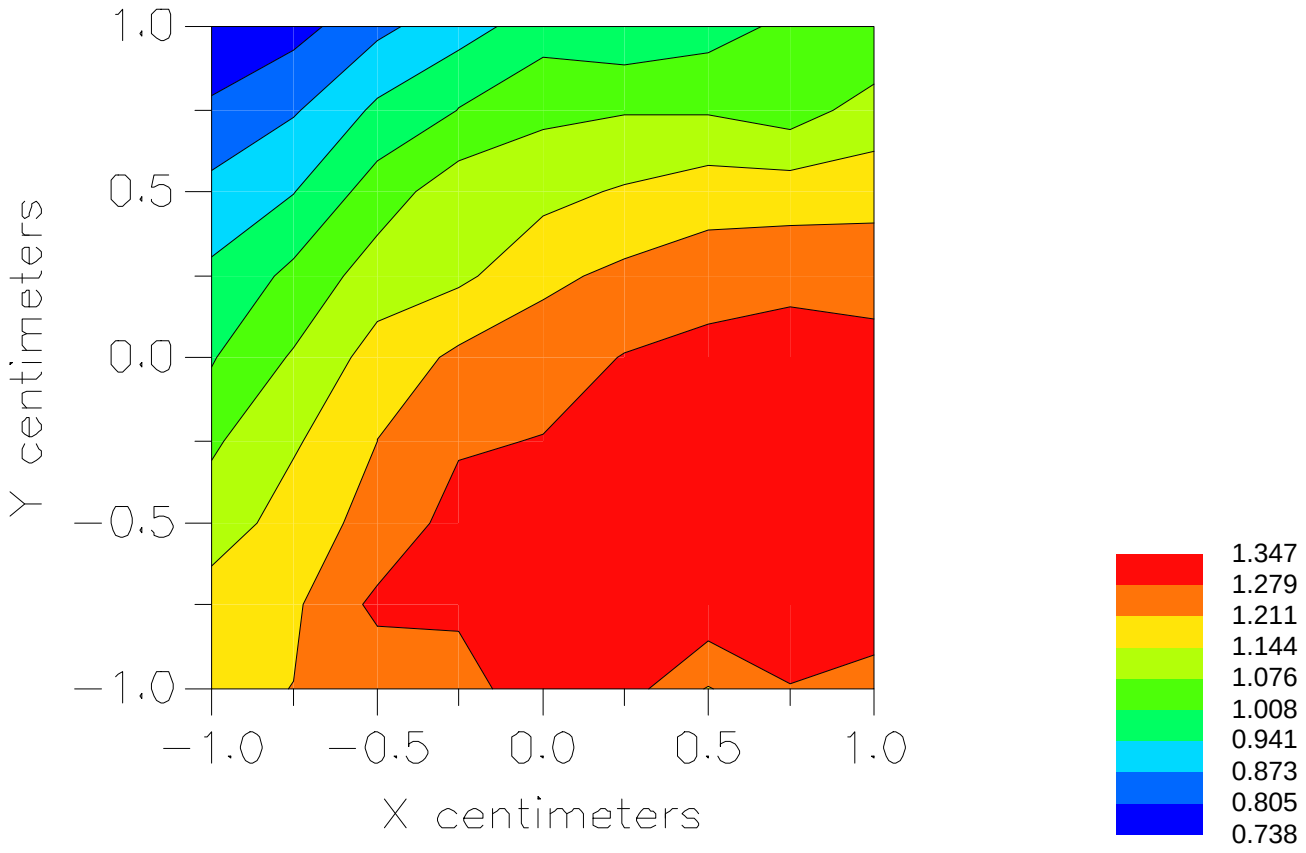

File : c:/idx3/SYSTEM/SARMEAS3/data/Normal/01032802_ZOOM.VLT
Start : 28-Mar-101 09:46:44 am End : 28-Mar-101 09:56:08 am

Radio Type : SAMSUNG
Model Number : SCH-N150
Serial Number : 1
Frequency : 824.04 MHz
Peak Trans. Pwr : 0.500 W
Start Trans. Pwr: 0.500 W
Antenna Type : Helical
Antenna Posn. : Out
Phantom Type : Body
Phantom Posn. : Abdomen
Scan Type : ZOOM/SAR
Probe Name : PCTEST
Field Type : E Field
Orientation : 0 Degrees

Mixture Type = Muscle
Mixture Dielectric Constant = 51.700
Mixture Conductivity = 1.100

Comment :
SAMSUNG TRI-MODE PHONE - AMPS MODE
CHAN 0991 Conducted 27.0 dBm
SAMSUNG TRI-MODE PHONE - BODY SAR

Robot : PCTEST

Probe Offset = 0.25 cm
Sensor Factor = 0.0108
Conversion Factor = 0.894

PCTEST Amplifier Channel Settings : 0.166 0.135 0.132

Max Location : X = 0.000, Y = -0.500, Z = 0.000 (cm) Value = 13.681

Measured Values (volts) =

1.367E-002	1.074E-002	8.963E-003	7.346E-003	6.104E-003	5.202E-003
4.633E-003	4.243E-003	4.057E-003	3.904E-003	3.652E-003	3.291E-003
2.743E-003	2.065E-003	1.466E-003	9.716E-004	6.693E-004	6.010E-004
7.737E-004	1.035E-003	1.286E-003			

Calc. Voltage @ Surface (Vs) = 0.0169

Voltage @ 1.00 cm (Vt) = 0.0073

Ave. Voltage (Vs+Vt)/2 = 0.0121

Ave. SAR over 1 g (mW/g) = 1.0035

SAR Scan
File : 01032802_ZOOM
Start : 28-Mar-101 09:46:44 am End : 28-Mar-101 09:56:08 am
SAMSUNG/SCH-N150/1;824.04MHz;W;Helical/Out;
Body/Abdomen;ZOOM/SAR;PCTEST/E Field/0 DegreesMuscle/51.700/1.100

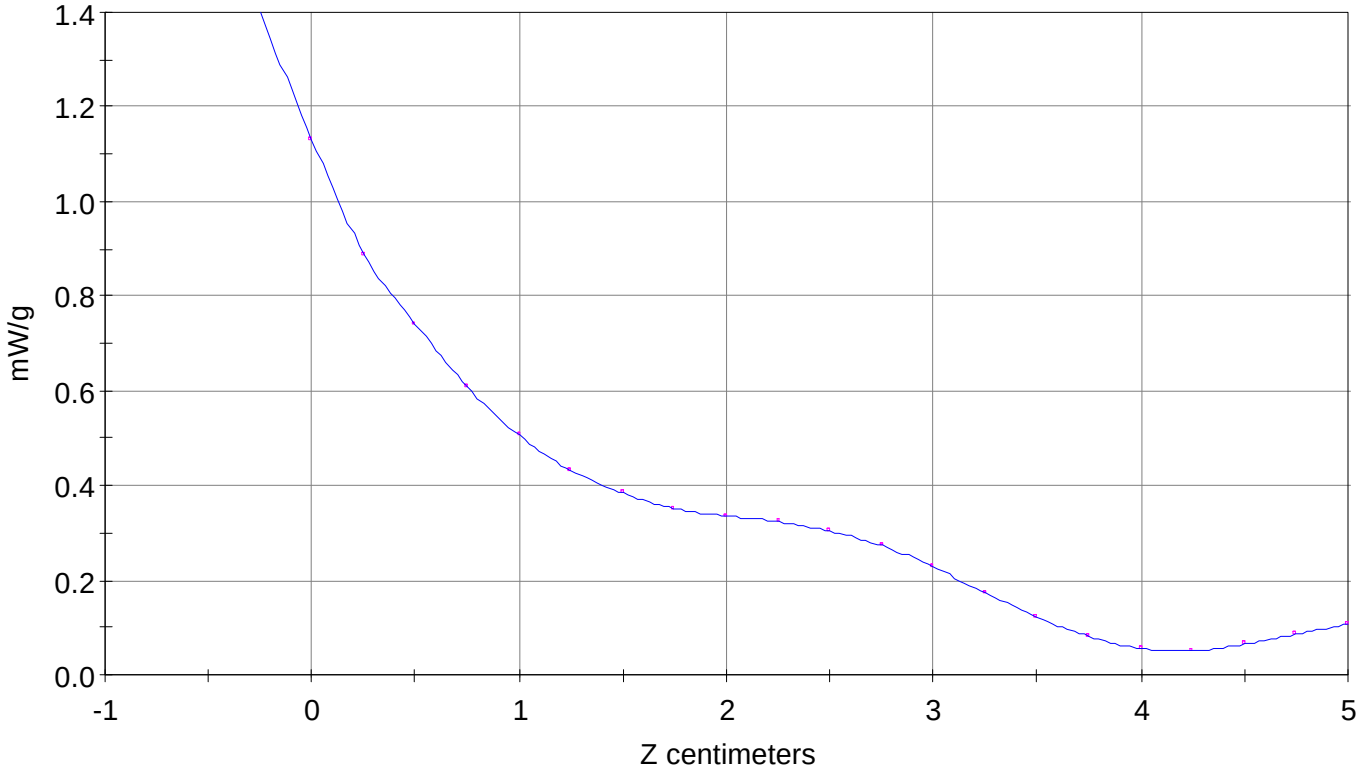

File : 01032802_ZOOM
Start : 28-Mar-101 09:46:44 am End : 28-Mar-101 09:56:08 am
SAMSUNG/SCH-N150/1;824.04MHz;W;Helical/Out;
Body/Abdomen;ZOOM/SAR;PCTEST/E Field/0 DegreesMuscle/51.700/1.100

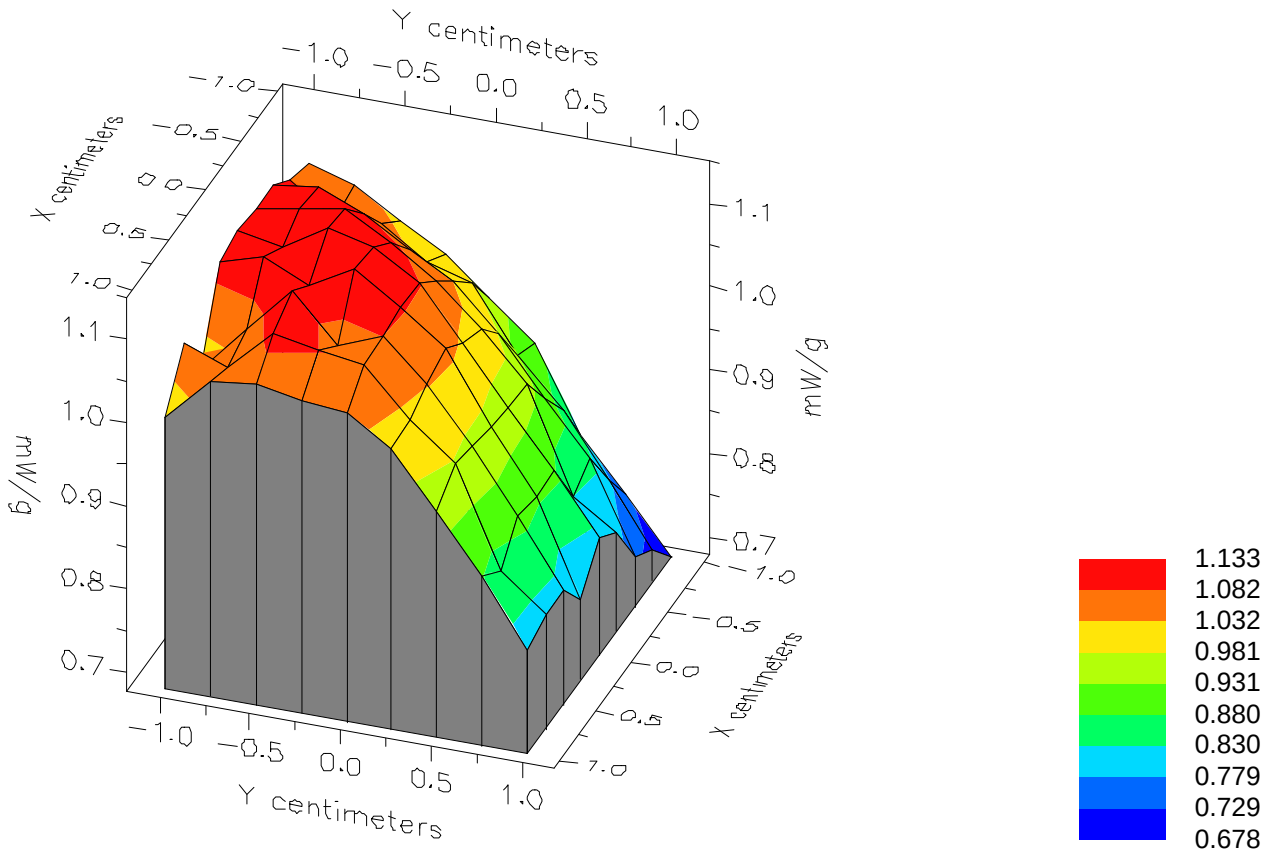

File : 01032802_ZOOM
Start : 28-Mar-101 09:46:44 am End : 28-Mar-101 09:56:08 am
SAMSUNG/SCH-N150/1;824.04MHz;W;Helical/Out;
Body/Abdomen;ZOOM/SAR;PCTEST/E Field/0 DegreesMuscle/51.700/1.100

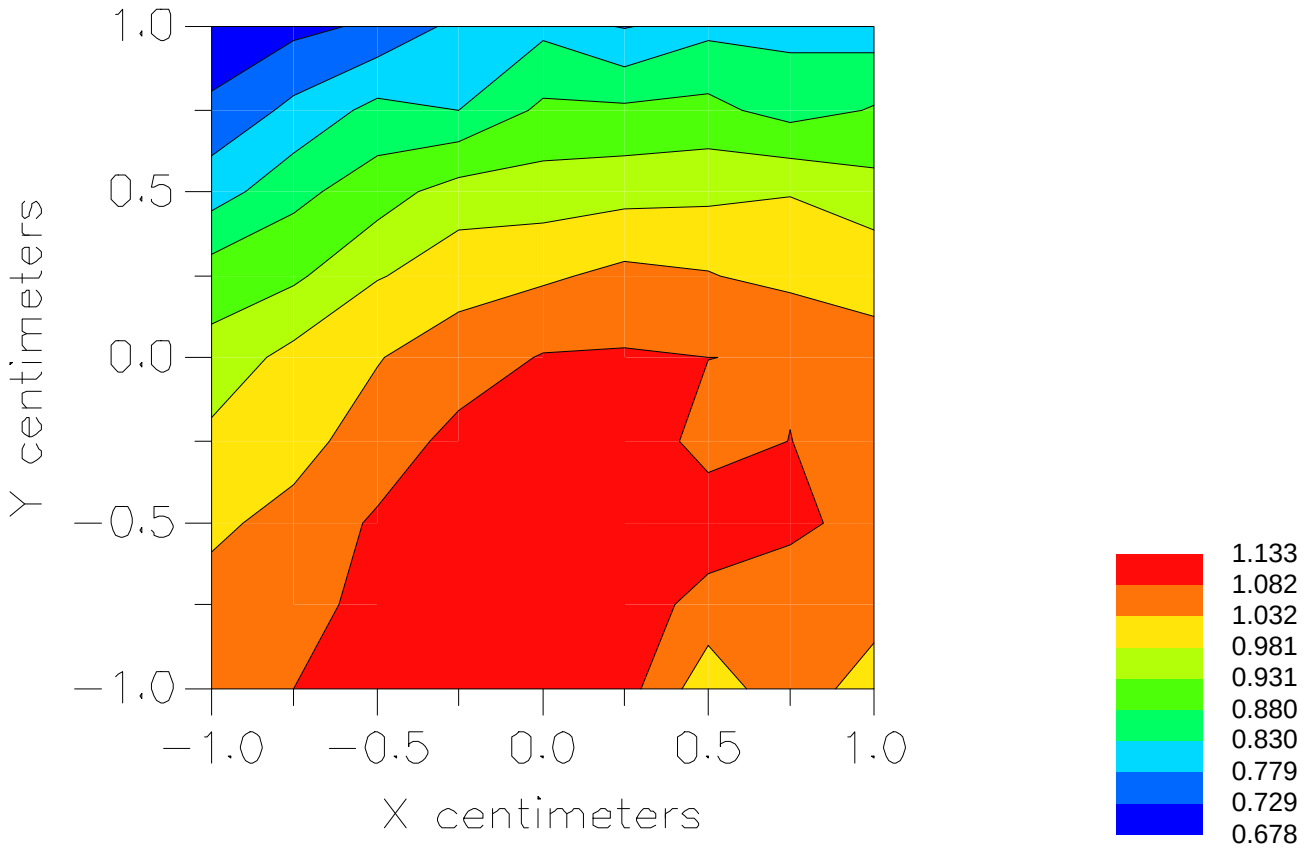

File : c:/idx3/SYSTEM/SARMEAS3/data/Normal/01032804_ZOOM.VLT
Start : 28-Mar-101 10:26:17 am End : 28-Mar-101 10:33:41 am

Radio Type : SAMSUNG
Model Number : SCH-N150
Serial Number : 1
Frequency : 836.49 MHz
Peak Trans. Pwr : 0.500 W
Start Trans. Pwr: 0.500 W
Antenna Type : Helical
Antenna Posn. : In
Phantom Type : Body
Phantom Posn. : Abdomen
Scan Type : ZOOM/SAR
Probe Name : PCTEST
Field Type : E Field
Orientation : 0 Degrees

Mixture Type = Muscle
Mixture Dielectric Constant = 51.700
Mixture Conductivity = 1.100

Comment :
SAMSUNG TRI-MODE PHONE - AMPS MODE
CHAN 0383 Conducted 27.0 dBm
SAMSUNG TRI-MODE PHONE - BODY SAR

Robot : PCTEST

Probe Offset = 0.25 cm
Sensor Factor = 0.0108
Conversion Factor = 0.894

PCTEST Amplifier Channel Settings : 0.166 0.135 0.132

Max Location : X = 0.500, Y = -0.500, Z = 0.000 (cm) Value = 11.650

Measured Values (volts) =

1.089E-002	9.170E-003	7.798E-003	6.491E-003	5.362E-003	4.543E-003
3.869E-003	3.492E-003	3.258E-003	3.098E-003	2.960E-003	2.715E-003
2.377E-003	1.901E-003	1.416E-003	9.167E-004	6.312E-004	4.938E-004
4.939E-004	6.690E-004	8.908E-004			

Calc. Voltage @ Surface (Vs) = 0.0129

Voltage @ 1.00 cm (Vt) = 0.0065

Ave. Voltage (Vs+Vt)/2 = 0.0097

Ave. SAR over 1 g (mW/g) = 0.8016

SAR Scan
File : 01032804_ZOOM
Start : 28-Mar-101 10:26:17 am End : 28-Mar-101 10:33:41 am
SAMSUNG/SCH-N150/1;836.49MHz;W;Helical/In;
Body/Abdomen;ZOOM/SAR;PCTEST/E Field/0 DegreesMuscle/51.700/1.100

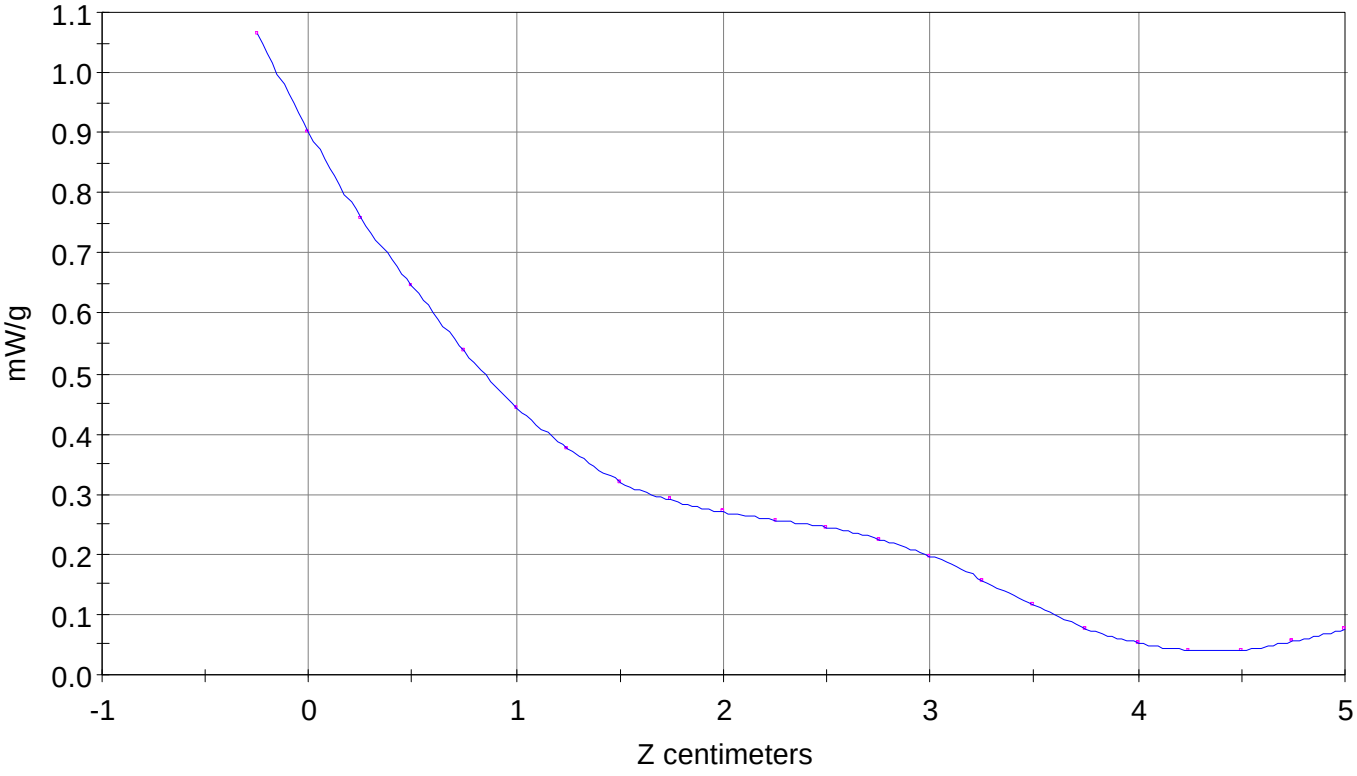

File : 01032804_ZOOM
Start : 28-Mar-101 10:26:17 am End : 28-Mar-101 10:33:41 am
SAMSUNG/SCH-N150/1;836.49MHz;W;Helical/In;
Body/Abdomen;ZOOM/SAR;PCTEST/E Field/0 DegreesMuscle/51.700/1.100

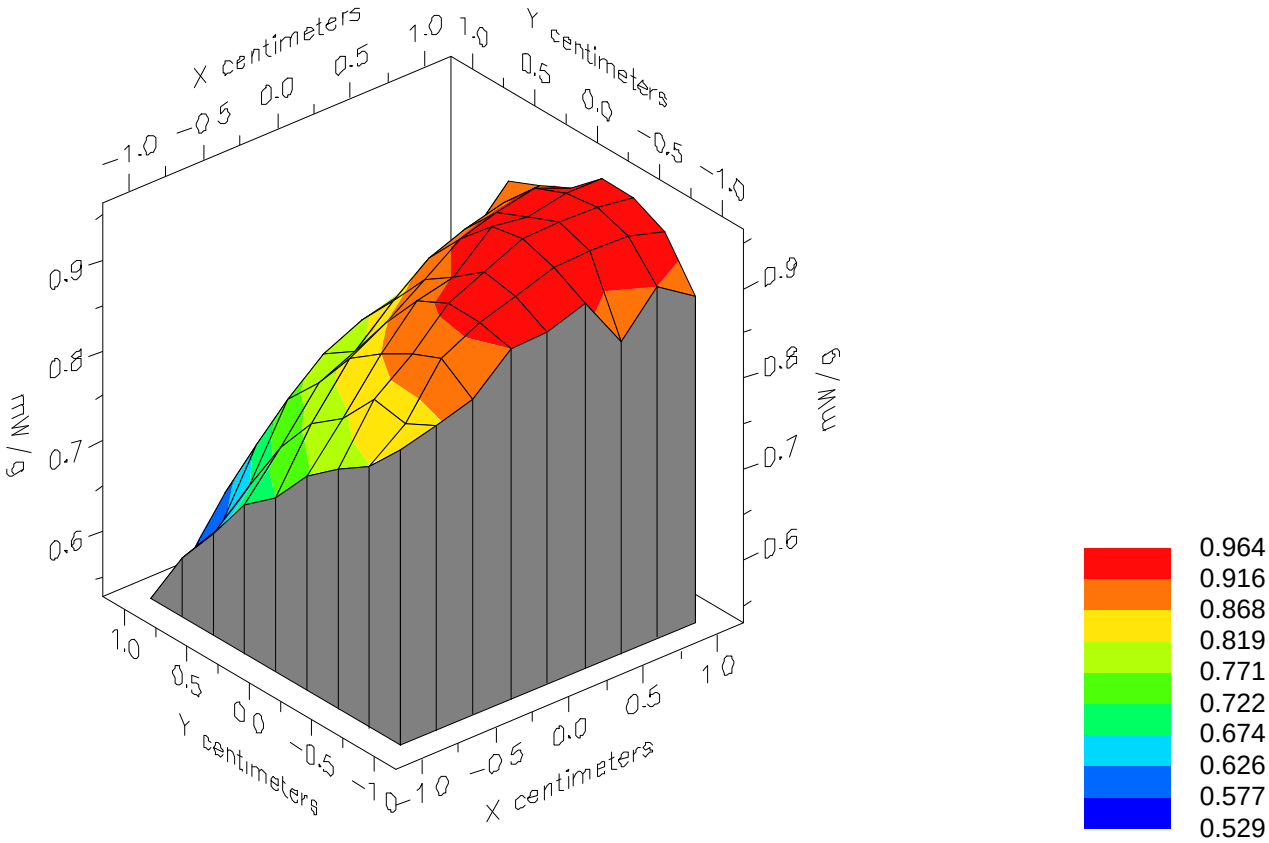

File : 01032804_ZOOM
Start : 28-Mar-101 10:26:17 am End : 28-Mar-101 10:33:41 am
SAMSUNG/SCH-N150/1;836.49MHz;W;Helical/In;
Body/Abdomen;ZOOM/SAR;PCTEST/E Field/0 DegreesMuscle/51.700/1.100

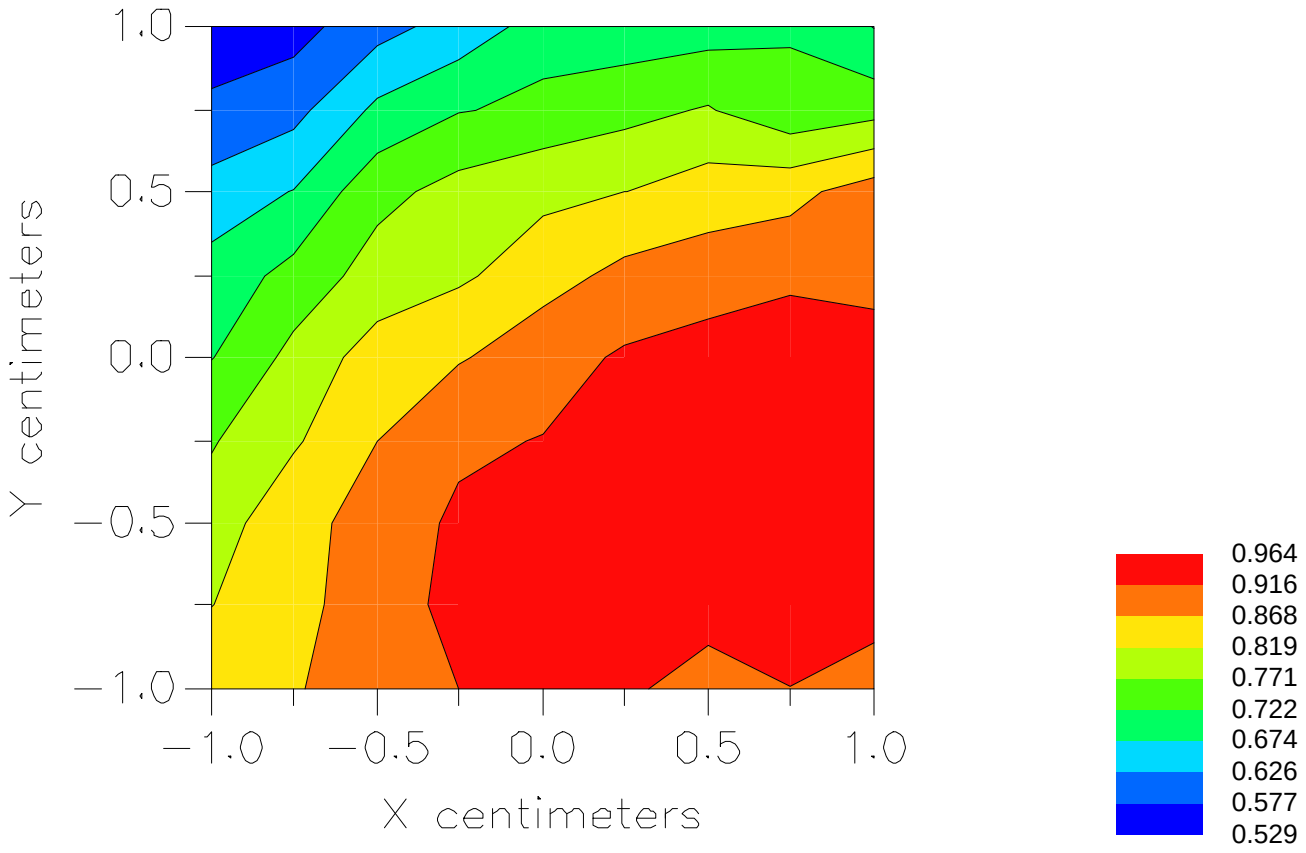

File : c:/idx3/SYSTEM/SARMEAS3/data/Normal/01032805_ZOOM.VLT
Start : 28-Mar-101 10:42:52 am End : 28-Mar-101 10:50:14 am

Radio Type : SAMSUNG
Model Number : SCH-N150
Serial Number : 1
Frequency : 836.49 MHz
Peak Trans. Pwr : 0.500 W
Start Trans. Pwr: 0.500 W
Antenna Type : Helical
Antenna Posn. : Out
Phantom Type : Body
Phantom Posn. : Abdomen
Scan Type : ZOOM/SAR
Probe Name : PCTEST
Field Type : E Field
Orientation : 0 Degrees

Mixture Type = Muscle
Mixture Dielectric Constant = 51.700
Mixture Conductivity = 1.100

Comment :
SAMSUNG TRI-MODE PHONE - AMPS MODE
CHAN 0383 Conducted 27.0 dBm
SAMSUNG TRI-MODE PHONE - BODY SAR

Robot : PCTEST

Probe Offset = 0.25 cm
Sensor Factor = 0.0108
Conversion Factor = 0.894

PCTEST Amplifier Channel Settings : 0.166 0.135 0.132

Max Location : X = 0.250, Y = -0.250, Z = 0.000 (cm) Value = 10.483

Measured Values (volts) =

9.758E-003	8.142E-003	6.779E-003	5.632E-003	4.703E-003	3.949E-003
3.448E-003	3.043E-003	2.919E-003	2.812E-003	2.666E-003	2.425E-003
2.101E-003	1.670E-003	1.204E-003	7.724E-004	4.944E-004	3.984E-004
5.060E-004	6.362E-004	8.570E-004			

Calc. Voltage @ Surface (Vs) = 0.0117

Voltage @ 1.00 cm (Vt) = 0.0056

Ave. Voltage (Vs+Vt)/2 = 0.0087

Ave. SAR over 1 g (mW/g) = 0.7177

SAR Scan
File : 01032805_ZOOM
Start : 28-Mar-101 10:42:52 am End : 28-Mar-101 10:50:14 am
SAMSUNG/SCH-N150/1;836.49MHz;W;Helical/Out;
Body/Abdomen;ZOOM/SAR;PCTEST/E Field/0 DegreesMuscle/51.700/1.100

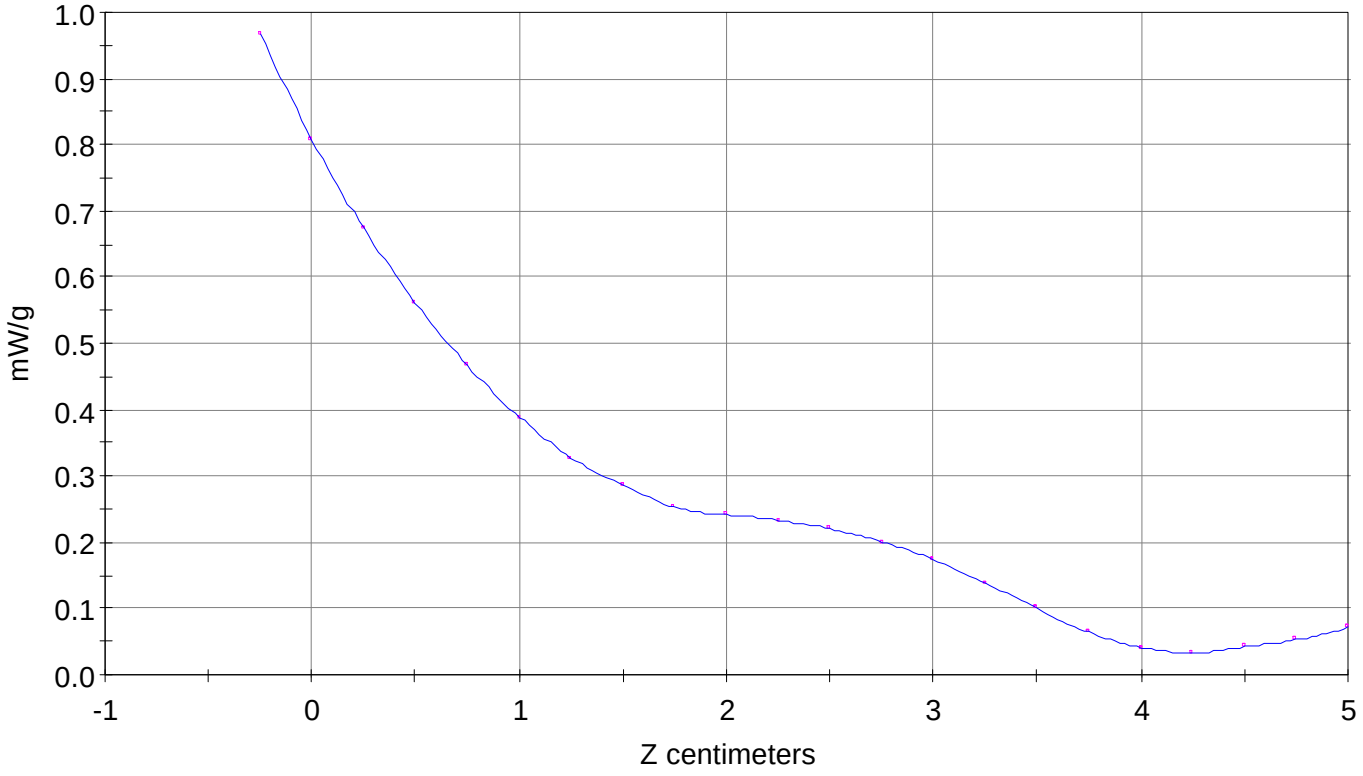

File : 01032805_ZOOM
Start : 28-Mar-101 10:42:52 am End : 28-Mar-101 10:50:14 am
SAMSUNG/SCH-N150/1;836.49MHz;W;Helical/Out;
Body/Abdomen;ZOOM/SAR;PCTEST/E Field/0 DegreesMuscle/51.700/1.100

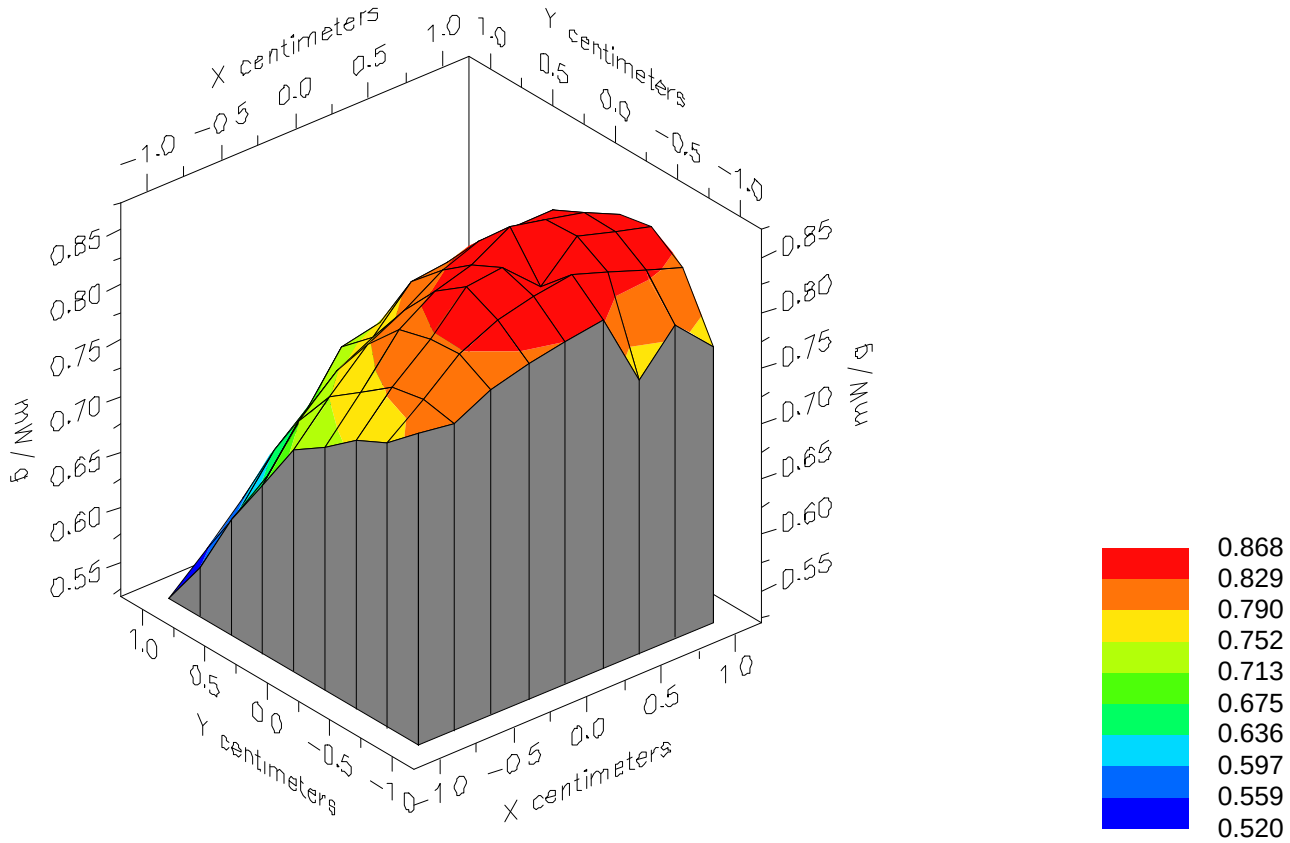

File : 01032805_ZOOM
Start : 28-Mar-101 10:42:52 am End : 28-Mar-101 10:50:14 am
SAMSUNG/SCH-N150/1;836.49MHz;W;Helical/Out;
Body/Abdomen;ZOOM/SAR;PCTEST/E Field/0 DegreesMuscle/51.700/1.100

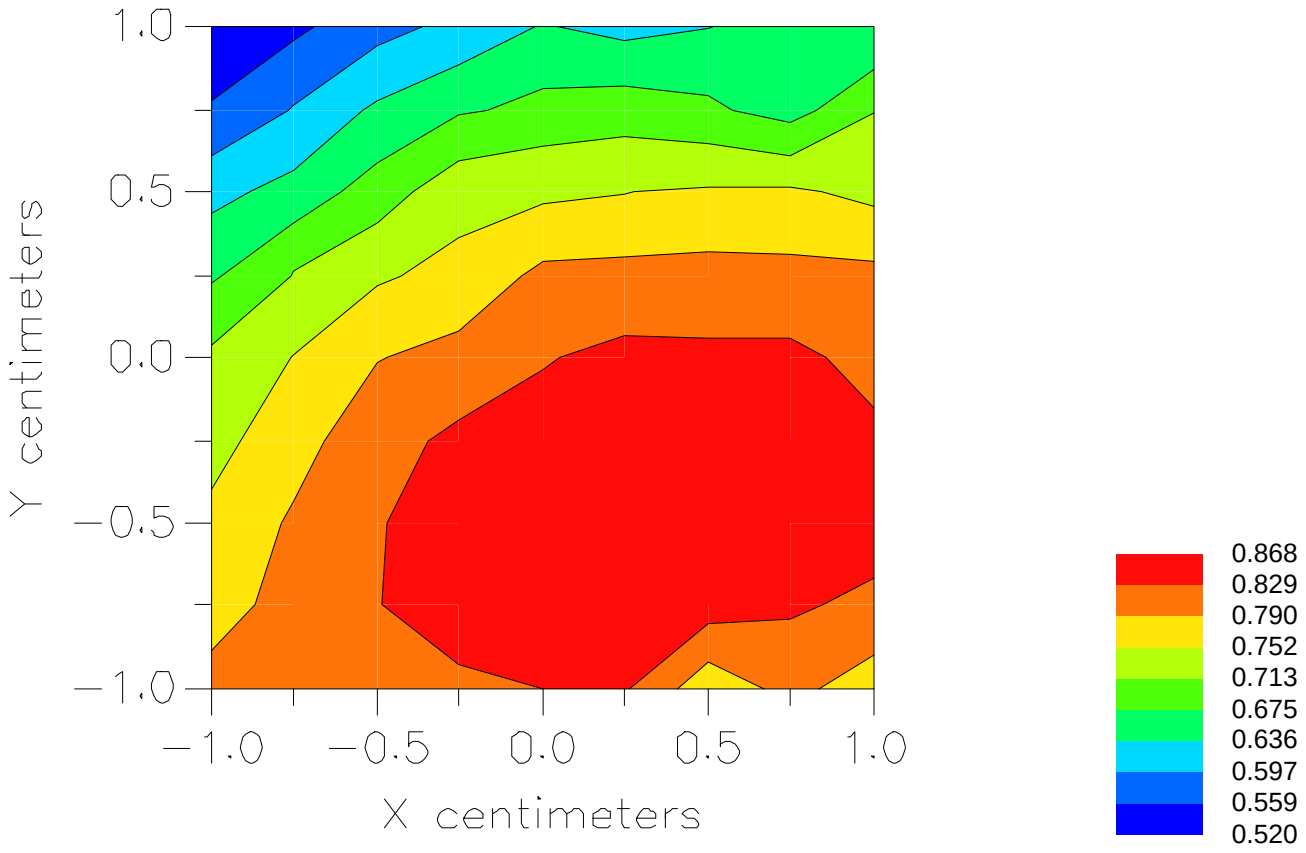

File : c:/idx3/SYSTEM/SARMEAS3/data/Normal/01032807_ZOOM.VLT
Start : 28-Mar-101 11:13:53 am End : 28-Mar-101 11:23:46 am

Radio Type : SAMSUNG
Model Number : SCH-N150
Serial Number : 1
Frequency : 848.97 MHz
Peak Trans. Pwr : 0.500 W
Start Trans. Pwr: 0.500 W
Antenna Type : Helical
Antenna Posn. : In
Phantom Type : Body
Phantom Posn. : Abdomen
Scan Type : ZOOM/SAR
Probe Name : PCTEST
Field Type : E Field
Orientation : 0 Degrees

Mixture Type = Muscle
Mixture Dielectric Constant = 51.700
Mixture Conductivity = 1.100

Comment :
SAMSUNG TRI-MODE PHONE - AMPS MODE
CHAN 0799 Conducted 27.0 dBm
SAMSUNG TRI-MODE PHONE - BODY SAR

Robot : PCTEST

Probe Offset = 0.25 cm
Sensor Factor = 0.0108
Conversion Factor = 0.894

PCTEST Amplifier Channel Settings : 0.166 0.135 0.132

Max Location : X = 0.750, Y = -0.250, Z = 0.000 (cm) Value = 13.132

Measured Values (volts) =

1.197E-002	1.050E-002	8.949E-003	7.536E-003	6.213E-003	5.201E-003
4.425E-003	3.774E-003	3.450E-003	3.296E-003	3.153E-003	2.964E-003
2.693E-003	2.259E-003	1.765E-003	1.244E-003	8.379E-004	5.387E-004
4.972E-004	6.183E-004	8.649E-004			

Calc. Voltage @ Surface (Vs) = 0.0139

Voltage @ 1.00 cm (Vt) = 0.0075

Ave. Voltage (Vs+Vt)/2 = 0.0107

Ave. SAR over 1 g (mW/g) = 0.8853

SAR Scan
File : 01032807_ZOOM
Start : 28-Mar-101 11:13:53 am End : 28-Mar-101 11:23:46 am
SAMSUNG/SCH-N150/1;848.97MHz;W;Helical/In;
Body/Abdomen;ZOOM/SAR;PCTEST/E Field/0 DegreesMuscle/51.700/1.100

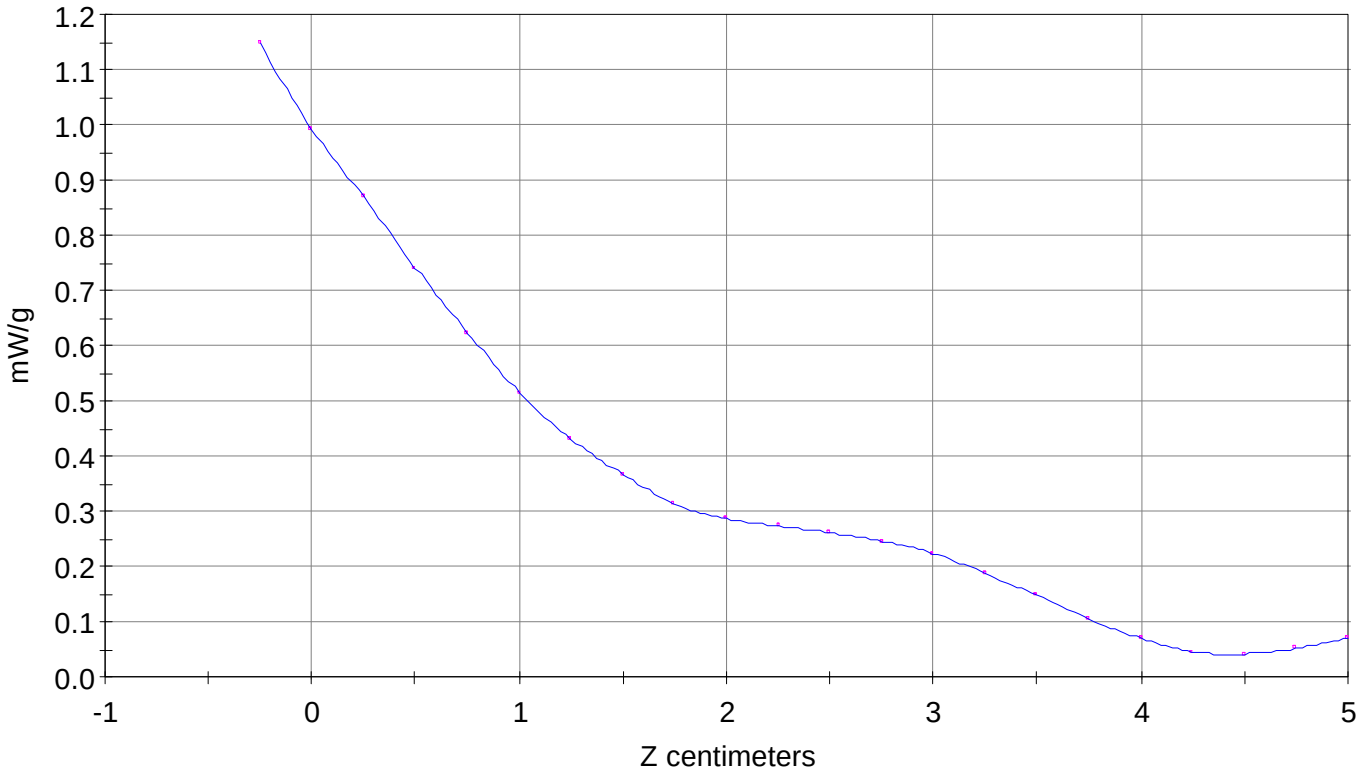

File : 01032807_ZOOM
Start : 28-Mar-101 11:13:53 am End : 28-Mar-101 11:23:46 am
SAMSUNG/SCH-N150/1;848.97MHz;W;Helical/In;
Body/Abdomen;ZOOM/SAR;PCTEST/E Field/0 DegreesMuscle/51.700/1.100

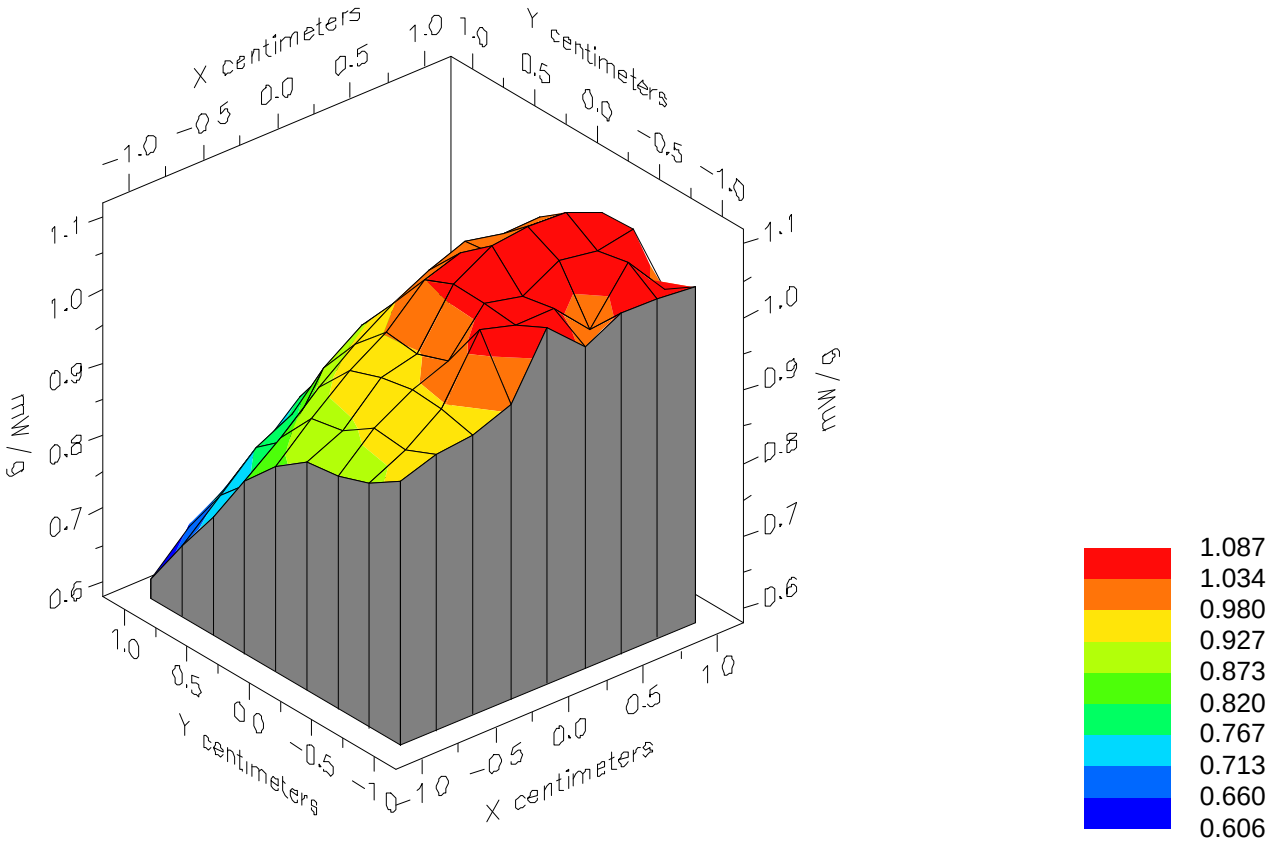

File : 01032807_ZOOM
Start : 28-Mar-101 11:13:53 am End : 28-Mar-101 11:23:46 am
SAMSUNG/SCH-N150/1;848.97MHz;W;Helical/In;
Body/Abdomen;ZOOM/SAR;PCTEST/E Field/0 DegreesMuscle/51.700/1.100

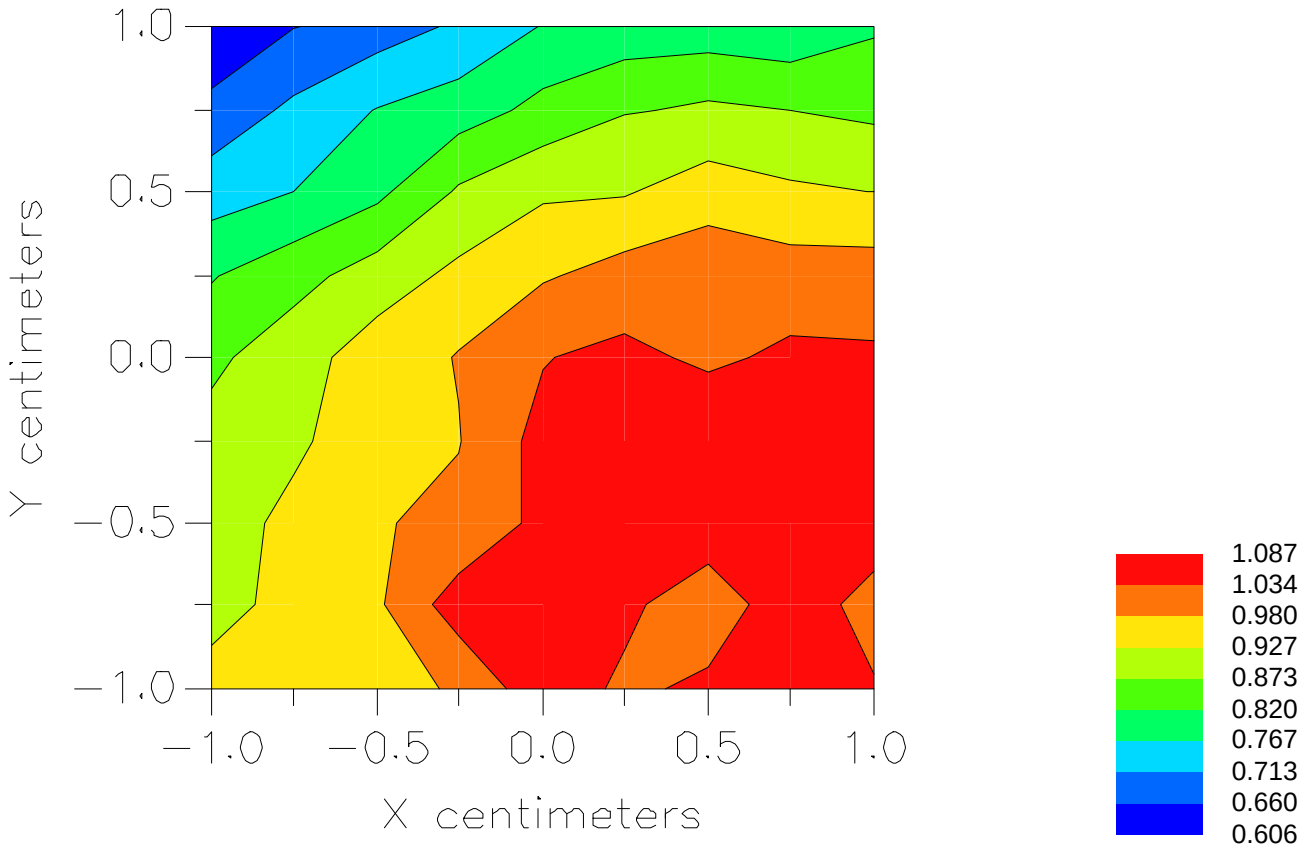

File : c:/idx3/SYSTEM/SARMEAS3/data/Normal/01032808_ZOOM.VLT
Start : 28-Mar-101 11:33:39 am End : 28-Mar-101 11:41:07 am

Radio Type : SAMSUNG
Model Number : SCH-N150
Serial Number : 1
Frequency : 848.97 MHz
Peak Trans. Pwr : 0.500 W
Start Trans. Pwr: 0.500 W
Antenna Type : Helical
Antenna Posn. : Out
Phantom Type : Body
Phantom Posn. : Abdomen
Scan Type : ZOOM/SAR
Probe Name : PCTEST
Field Type : E Field
Orientation : 0 Degrees

Mixture Type = Muscle
Mixture Dielectric Constant = 51.700
Mixture Conductivity = 1.100

Comment :
SAMSUNG TRI-MODE PHONE - AMPS MODE
CHAN 0799 Conducted 27.0 dBm
SAMSUNG TRI-MODE PHONE - BODY SAR

Robot : PCTEST

Probe Offset = 0.25 cm
Sensor Factor = 0.0108
Conversion Factor = 0.894

PCTEST Amplifier Channel Settings : 0.166 0.135 0.132

Max Location : X = 0.000, Y = -0.750, Z = 0.000 (cm) Value = 13.236

Measured Values (volts) =

1.271E-002	1.008E-002	8.228E-003	6.842E-003	5.689E-003	4.805E-003
4.213E-003	3.865E-003	3.670E-003	3.519E-003	3.274E-003	2.872E-003
2.399E-003	1.767E-003	1.243E-003	7.648E-004	5.341E-004	5.468E-004
7.615E-004	1.026E-003	1.179E-003			

Calc. Voltage @ Surface (Vs) = 0.0158

Voltage @ 1.00 cm (Vt) = 0.0068

Ave. Voltage (Vs+Vt)/2 = 0.0113

Ave. SAR over 1 g (mW/g) = 0.9375

SAR Scan
File : 01032808_ZOOM
Start : 28-Mar-101 11:33:39 am End : 28-Mar-101 11:41:07 am
SAMSUNG/SCH-N150/1;848.97MHz;W;Helical/Out;
Body/Abdomen;ZOOM/SAR;PCTEST/E Field/0 DegreesMuscle/51.700/1.100

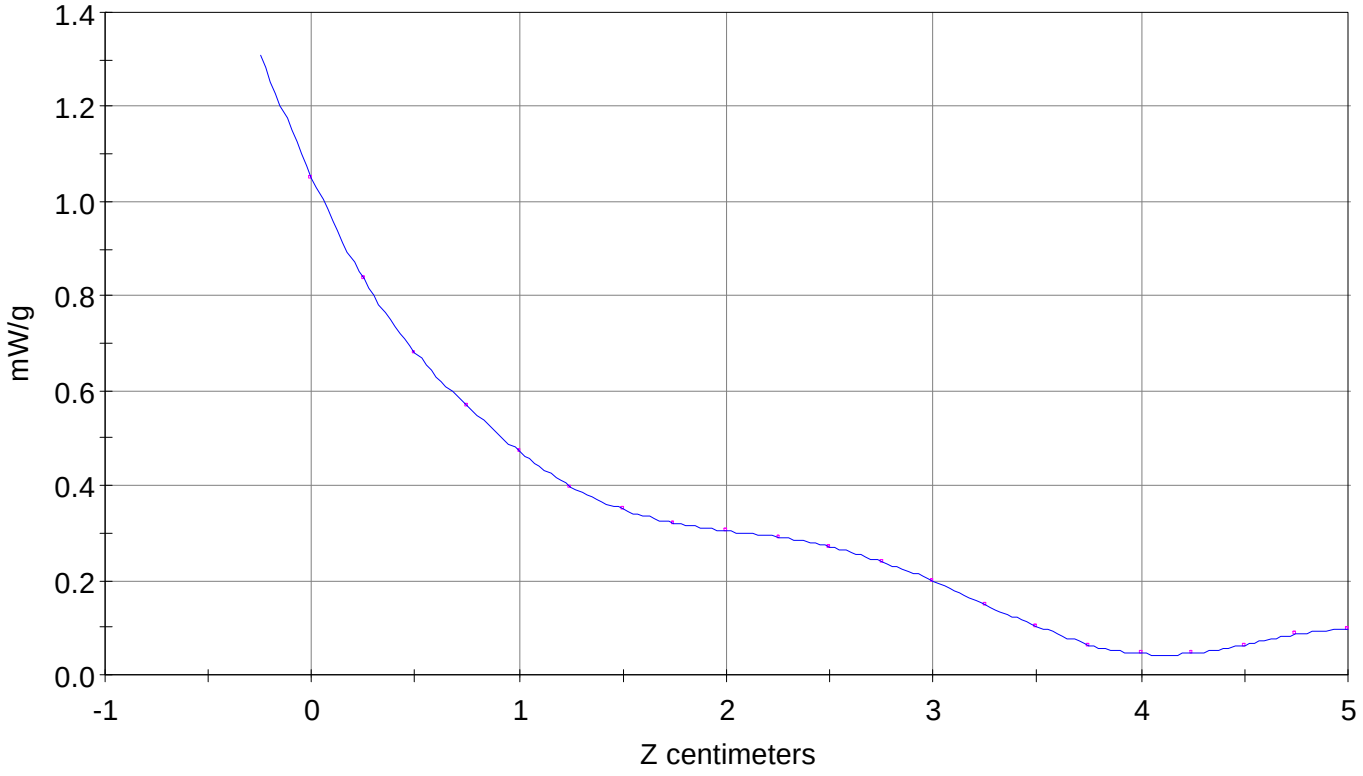

File : 01032808_ZOOM
Start : 28-Mar-101 11:33:39 am End : 28-Mar-101 11:41:07 am
SAMSUNG/SCH-N150/1;848.97MHz;W;Helical/Out;
Body/Abdomen;ZOOM/SAR;PCTEST/E Field/0 DegreesMuscle/51.700/1.100

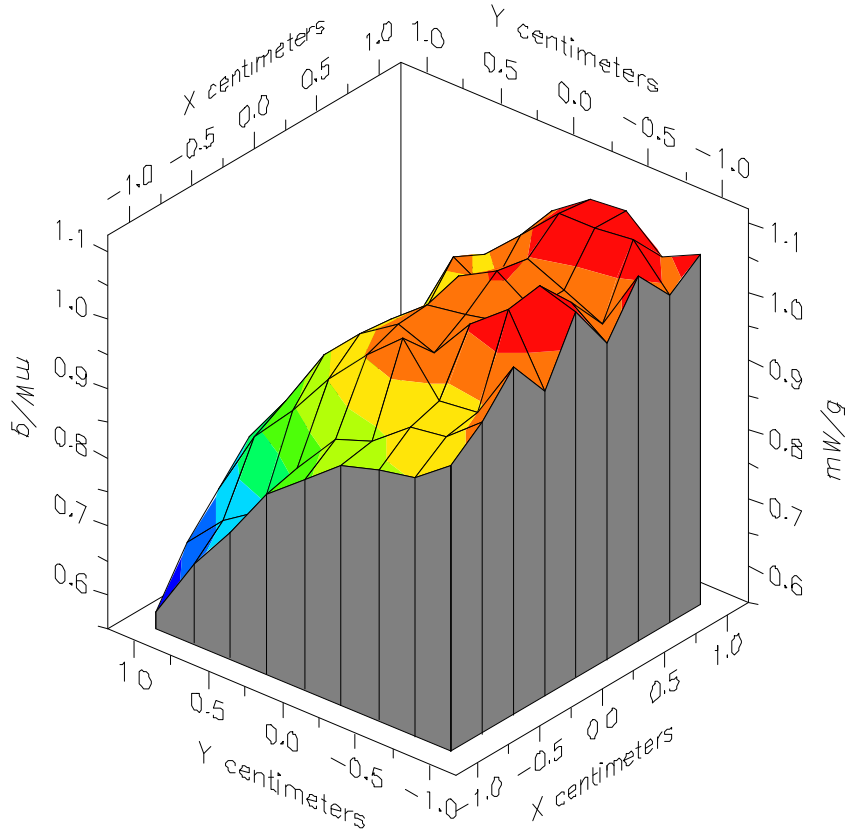

File : 01032808_ZOOM
Start : 28-Mar-101 11:33:39 am End : 28-Mar-101 11:41:07 am
SAMSUNG/SCH-N150/1;848.97MHz;W;Helical/Out;
Body/Abdomen;ZOOM/SAR;PCTEST/E Field/0 DegreesMuscle/51.700/1.100

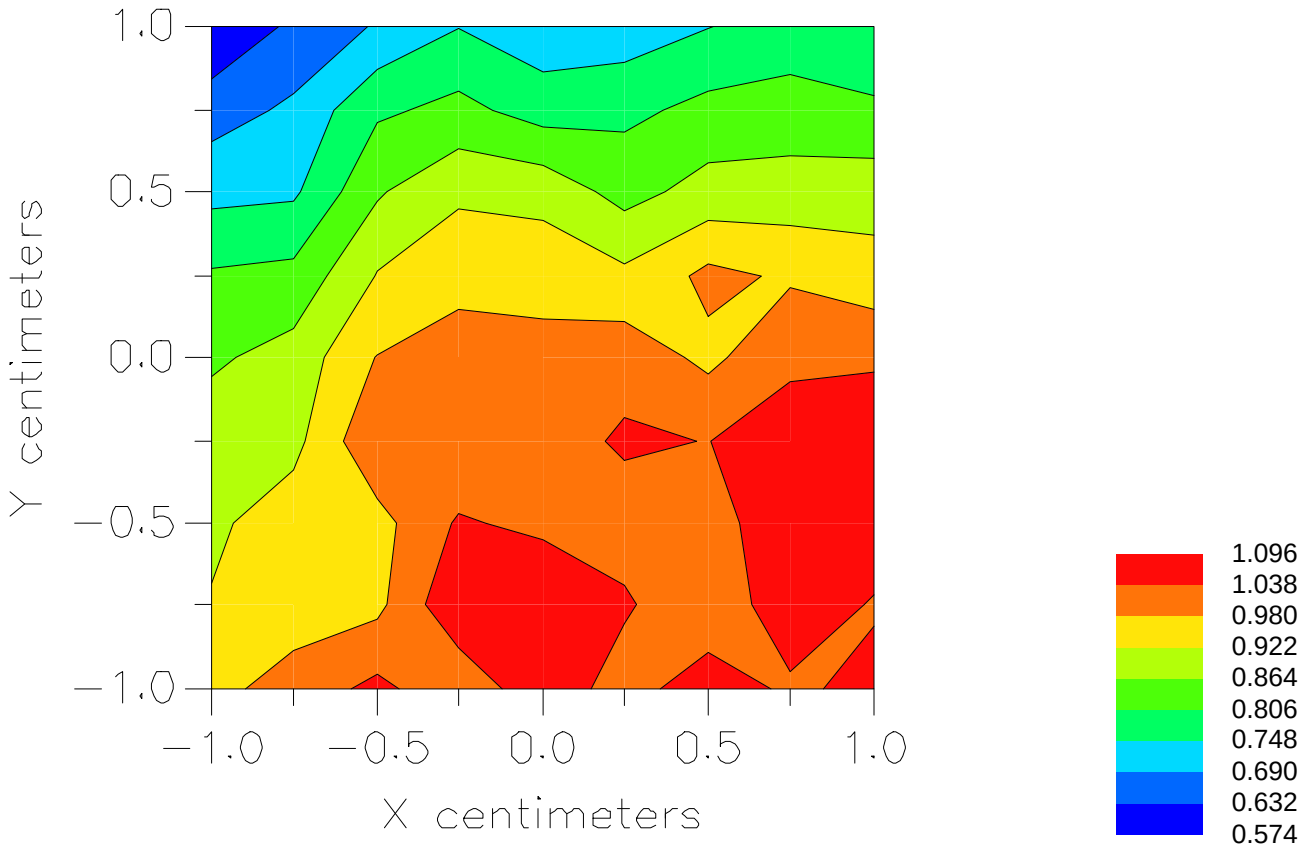

File : c:/idx3/SYSTEM/SARMEAS3/data/Normal/01032809_ZOOM.VLT
Start : 28-Mar-101 11:54:01 am End : 28-Mar-101 12:01:29 pm

Radio Type : SAMSUNG
Model Number : SCH-N150
Serial Number : 1
Frequency : 824.70 MHz
Peak Trans. Pwr : 0.320 W
Start Trans. Pwr: 0.320 W
Antenna Type : Helical
Antenna Posn. : In
Phantom Type : Body
Phantom Posn. : Abdomen
Scan Type : ZOOM/SAR
Probe Name : PCTEST
Field Type : E Field
Orientation : 0 Degrees

Mixture Type = Muscle
Mixture Dielectric Constant = 51.700
Mixture Conductivity = 1.100

Comment :
SAMSUNG TRI-MODE PHONE - CDMA MODE
CHAN 1013 Conducted 25.0 dBm
SAMSUNG TRI-MODE PHONE - BODY SAR

Robot : PCTEST

Probe Offset = 0.25 cm
Sensor Factor = 0.0108
Conversion Factor = 0.894

PCTEST Amplifier Channel Settings : 0.166 0.135 0.132

Max Location : X = 1.000, Y = 0.000, Z = 0.000 (cm) Value = 9.238

Measured Values (volts) =

9.024E-003	7.949E-003	6.617E-003	5.598E-003	4.706E-003	3.946E-003
3.303E-003	2.802E-003	2.550E-003	2.404E-003	2.329E-003	2.230E-003
2.055E-003	1.789E-003	1.458E-003	1.069E-003	7.168E-004	4.587E-004
3.405E-004	3.751E-004	5.072E-004			

Calc. Voltage @ Surface (Vs) = 0.0105

Voltage @ 1.00 cm (Vt) = 0.0056

Ave. Voltage (Vs+Vt)/2 = 0.0081

Ave. SAR over 1 g (mW/g) = 0.6680

SAR Scan
File : 01032809_ZOOM
Start : 28-Mar-101 11:54:01 am End : 28-Mar-101 12:01:29 pm
SAMSUNG/SCH-N150/1;824.70MHz;W;Helical/In;
Body/Abdomen;ZOOM/SAR;PCTEST/E Field/0 DegreesMuscle/51.700/1.100

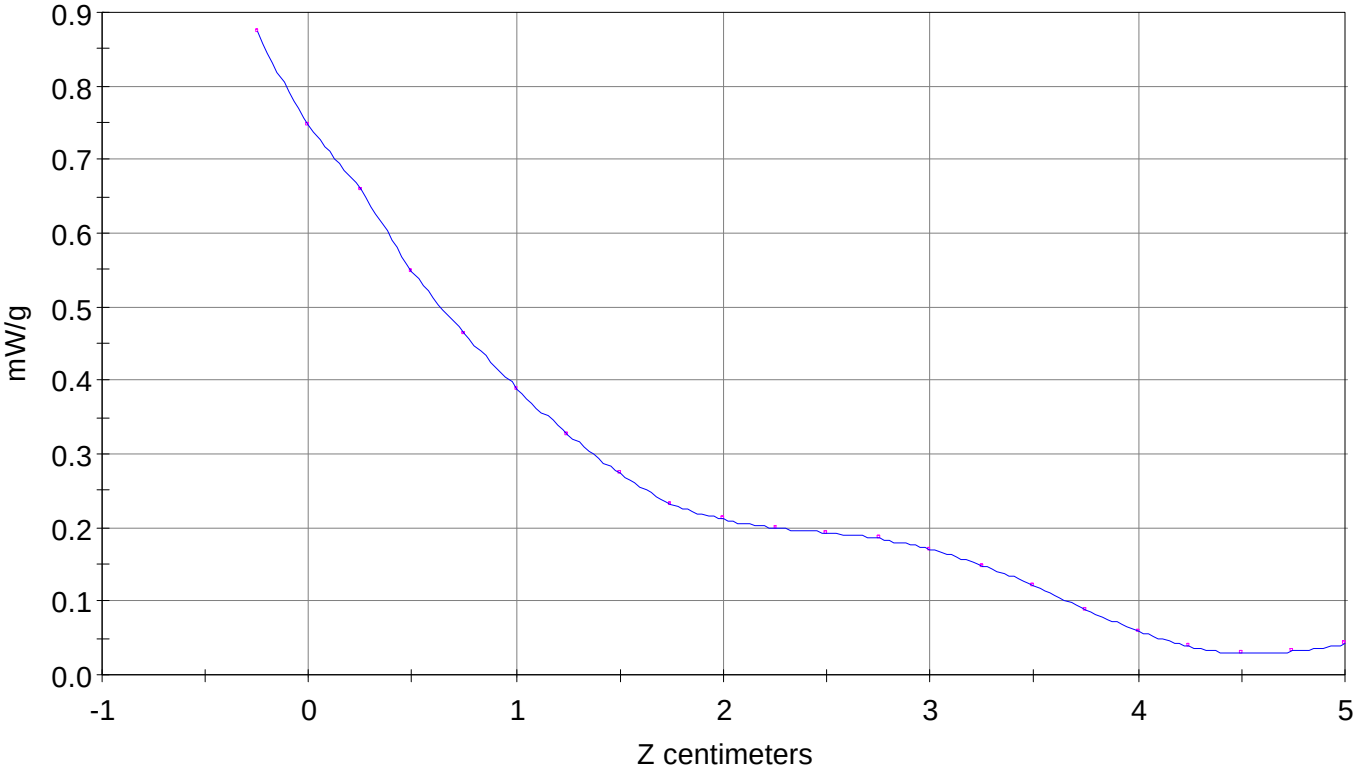

File : 01032809_ZOOM
Start : 28-Mar-101 11:54:01 am End : 28-Mar-101 12:01:29 pm
SAMSUNG/SCH-N150/1;824.70MHz;W;Helical/In;
Body/Abdomen;ZOOM/SAR;PCTEST/E Field/0 DegreesMuscle/51.700/1.100

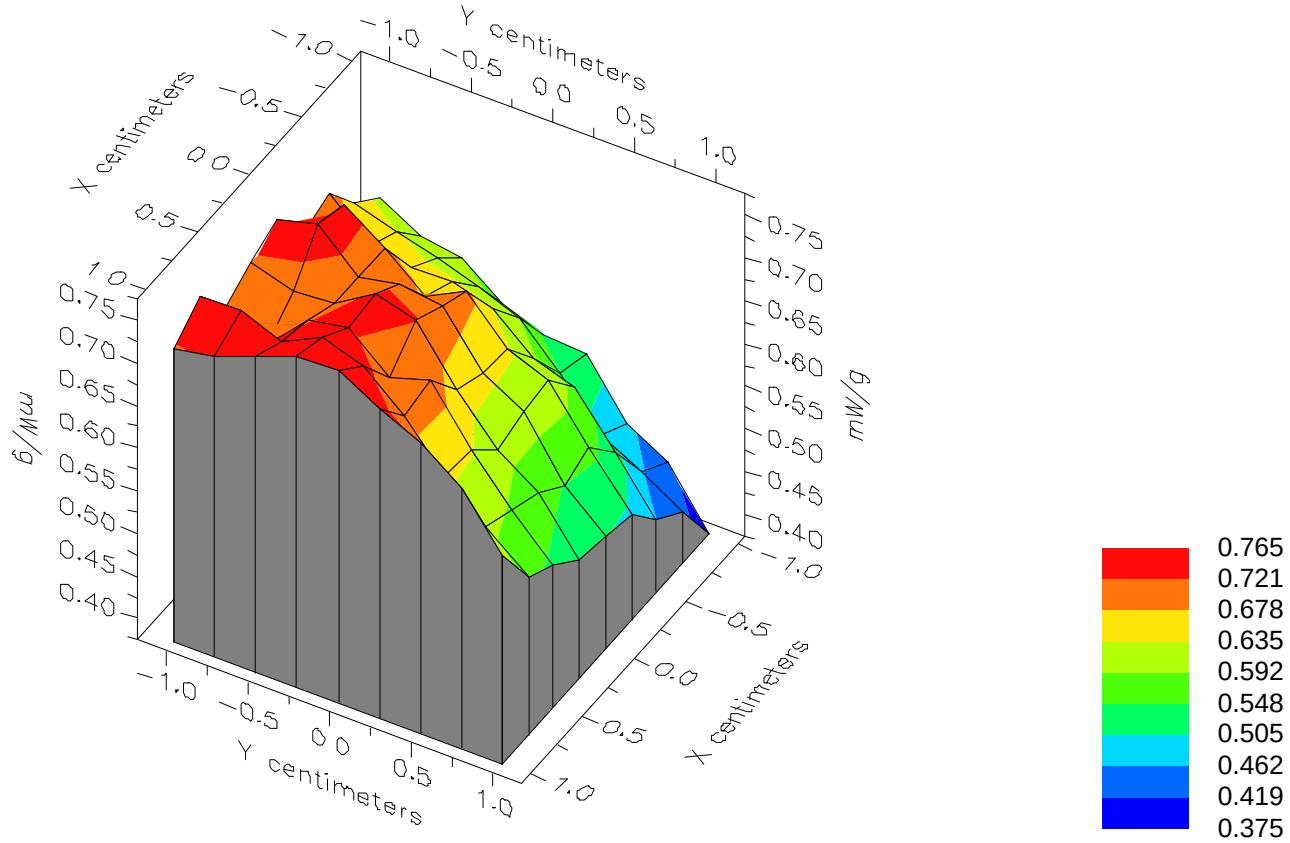

File : 01032809_ZOOM
Start : 28-Mar-101 11:54:01 am End : 28-Mar-101 12:01:29 pm
SAMSUNG/SCH-N150/1;824.70MHz;W;Helical/In;
Body/Abdomen;ZOOM/SAR;PCTEST/E Field/0 DegreesMuscle/51.700/1.100

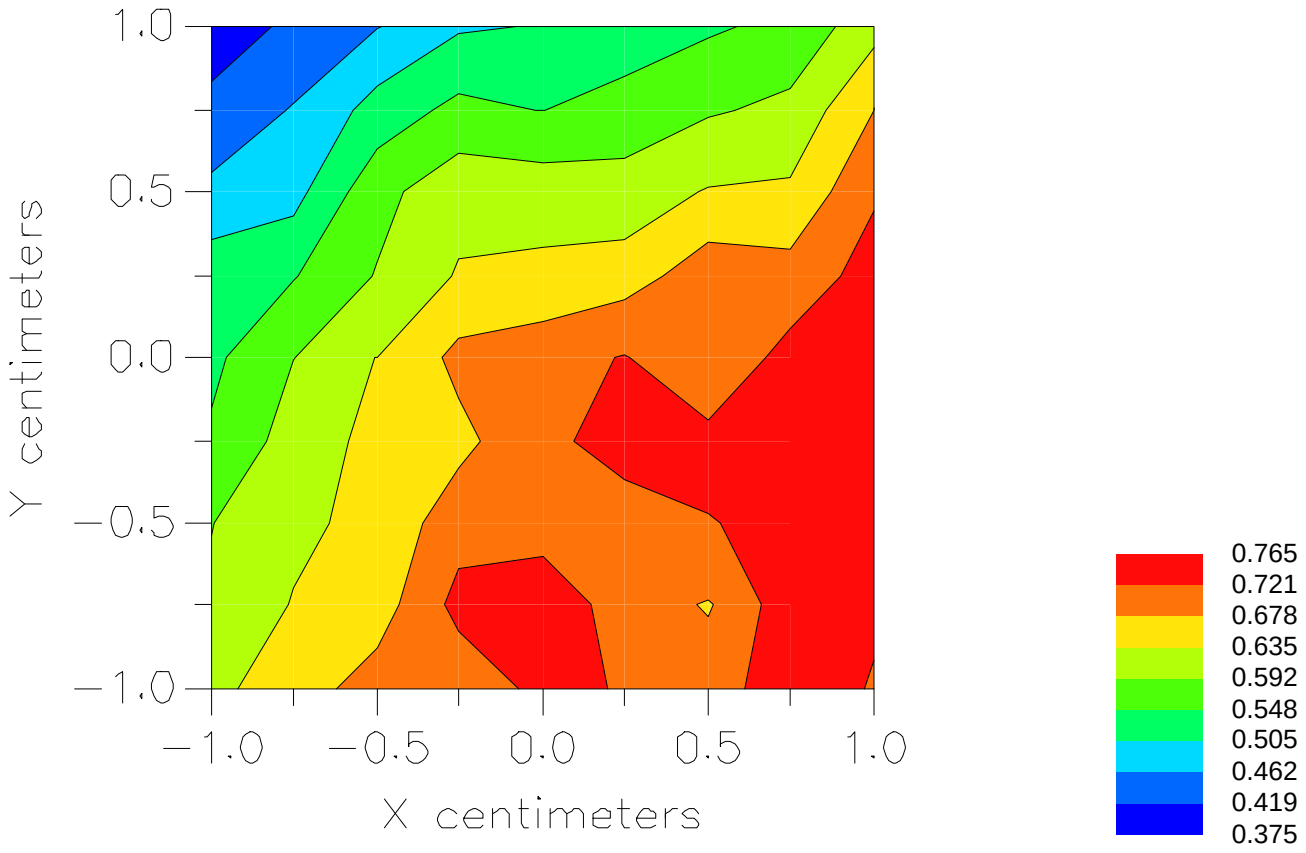

File : c:/idx3/SYSTEM/SARMEAS3/data/Normal/01032810_ZOOM.VLT
Start : 28-Mar-101 12:11:31 pm End : 28-Mar-101 12:18:56 pm

Radio Type : SAMSUNG
Model Number : SCH-N150
Serial Number : 1
Frequency : 824.70 MHz
Peak Trans. Pwr : 0.320 W
Start Trans. Pwr: 0.320 W
Antenna Type : Helical
Antenna Posn. : Out
Phantom Type : Body
Phantom Posn. : Abdomen
Scan Type : ZOOM/SAR
Probe Name : PCTEST
Field Type : E Field
Orientation : 0 Degrees

Mixture Type = Muscle
Mixture Dielectric Constant = 51.700
Mixture Conductivity = 1.100

Comment :
SAMSUNG TRI-MODE PHONE - CDMA MODE
CHAN 1013 Conducted 25.0 dBm
SAMSUNG TRI-MODE PHONE - BODY SAR

Robot : PCTEST

Probe Offset = 0.25 cm
Sensor Factor = 0.0108
Conversion Factor = 0.894

PCTEST Amplifier Channel Settings : 0.166 0.135 0.132

Max Location : X = 0.000, Y = -0.500, Z = 0.000 (cm) Value = 8.341

Measured Values (volts) =

8.359E-003	6.729E-003	5.502E-003	4.558E-003	3.828E-003	3.206E-003
2.860E-003	2.598E-003	2.494E-003	2.383E-003	2.220E-003	1.948E-003
1.653E-003	1.211E-003	8.275E-004	5.238E-004	3.895E-004	3.537E-004
4.255E-004	6.015E-004	7.475E-004			

Calc. Voltage @ Surface (Vs) = 0.0103

Voltage @ 1.00 cm (Vt) = 0.0046

Ave. Voltage (Vs+Vt)/2 = 0.0074

Ave. SAR over 1 g (mW/g) = 0.6152

SAR Scan
File : 01032810_ZOOM
Start : 28-Mar-101 12:11:31 pm End : 28-Mar-101 12:18:56 pm
SAMSUNG/SCH-N150/1;824.70MHz;W;Helical/Out;
Body/Abdomen;ZOOM/SAR;PCTEST/E Field/0 DegreesMuscle/51.700/1.100

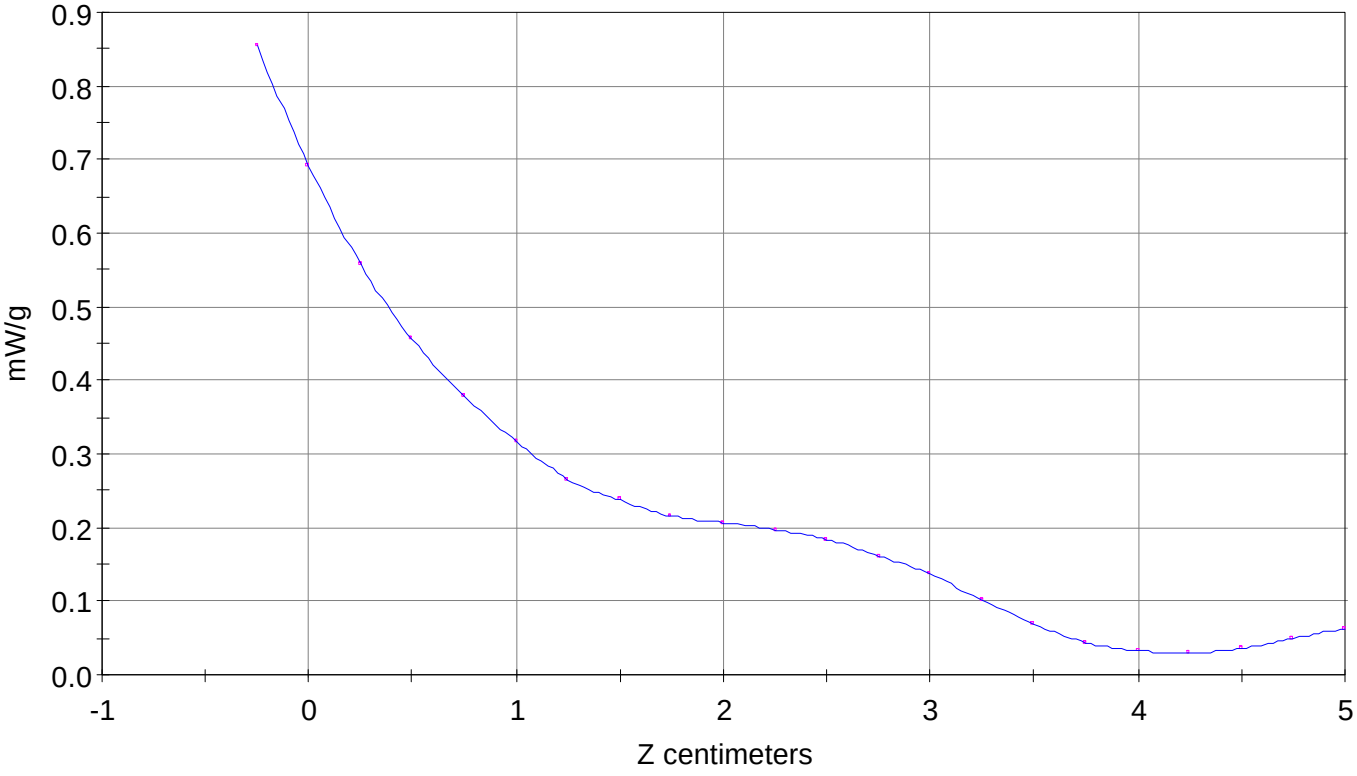

File : 01032810_ZOOM
Start : 28-Mar-101 12:11:31 pm End : 28-Mar-101 12:18:56 pm
SAMSUNG/SCH-N150/1;824.70MHz;W;Helical/Out;
Body/Abdomen;ZOOM/SAR;PCTEST/E Field/0 DegreesMuscle/51.700/1.100

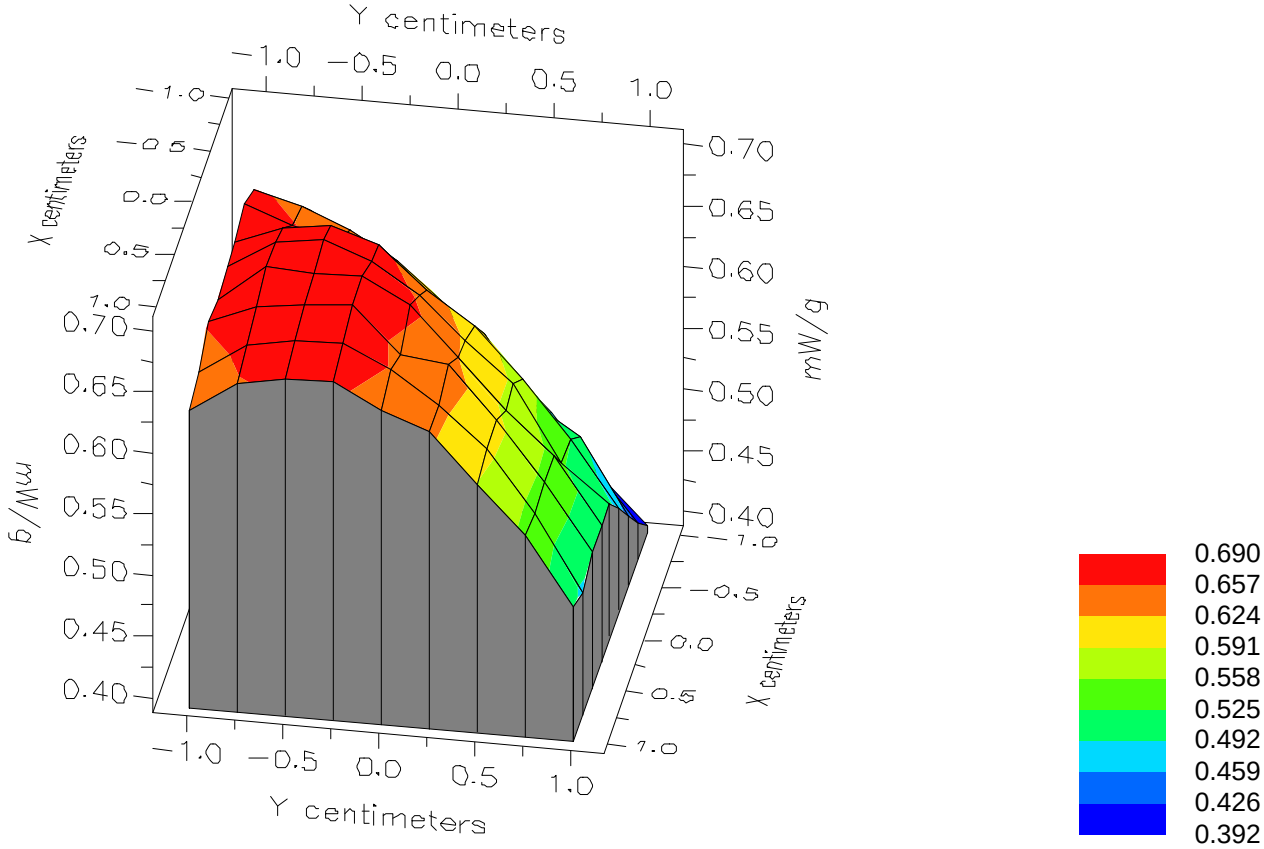

File : 01032810_ZOOM
Start : 28-Mar-101 12:11:31 pm End : 28-Mar-101 12:18:56 pm
SAMSUNG/SCH-N150/1;824.70MHz;W;Helical/Out;
Body/Abdomen;ZOOM/SAR;PCTEST/E Field/0 DegreesMuscle/51.700/1.100

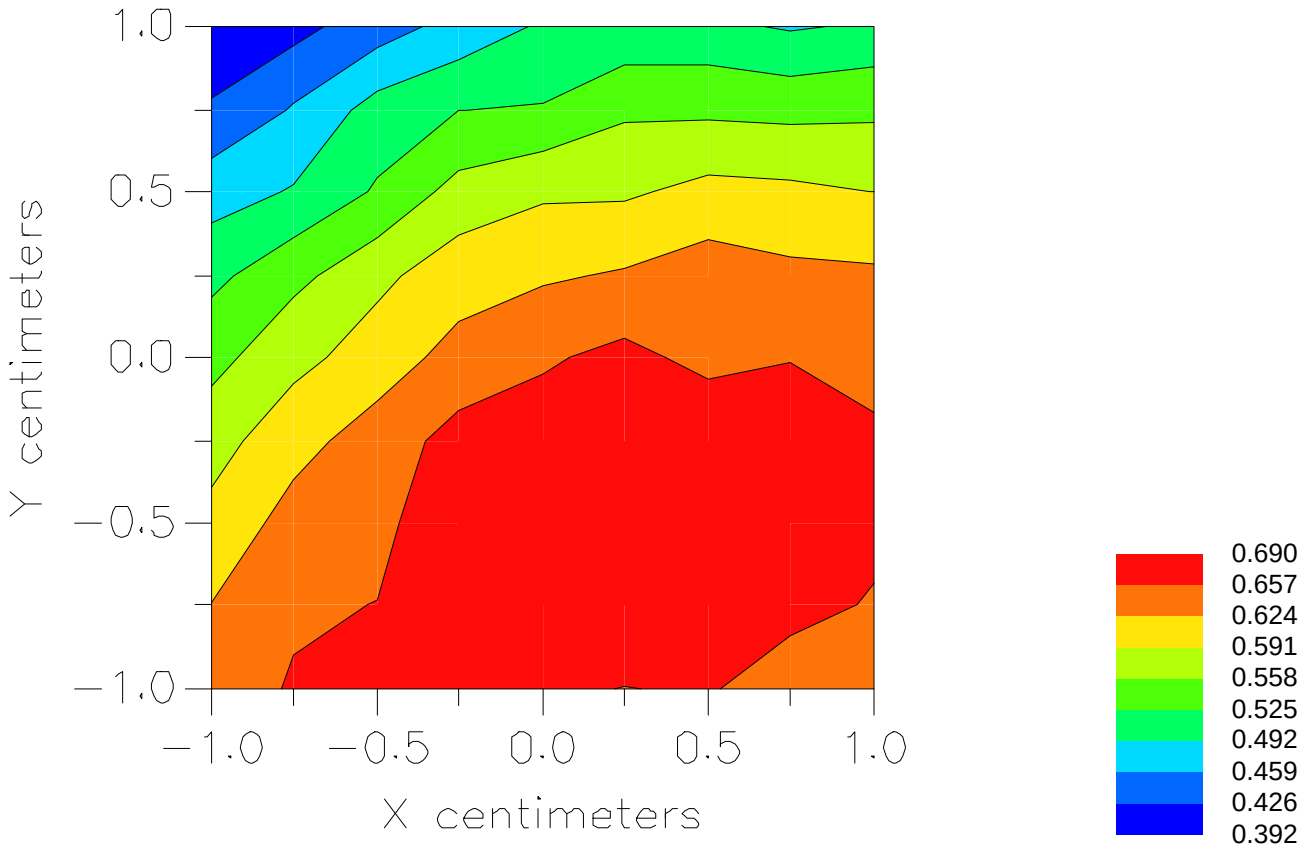

1800 MHz Body SAR



File : c:/idx3/SYSTEM/SARMEAS3/data/Normal/01032811_ZOOM.VLT
Start : 28-Mar-101 02:52:04 pm End : 28-Mar-101 03:01:44 pm

Radio Type : SAMSUNG
Model Number : SCH-N150
Serial Number : 1
Frequency : 1851.25 MHz
Peak Trans. Pwr : 0.280 W
Start Trans. Pwr: 0.280 W
Antenna Type : Helical
Antenna Posn. : In
Phantom Type : Body
Phantom Posn. : Abdomen
Scan Type : ZOOM/SAR
Probe Name : PCTEST
Field Type : E Field
Orientation : 0 Degrees

Mixture Type = Muscle
Mixture Dielectric Constant = 54.200
Mixture Conductivity = 1.850

Comment :
SAMSUNG TRI-MODE PHONE - PCS MODE
CHAN 0025 Conducted 24.5 dBm
SAMSUNG TRI-MODE PHONE - BODY SAR

Robot : PCTEST

Probe Offset = 0.25 cm
Sensor Factor = 0.0108
Conversion Factor = 1.378

PCTEST Amplifier Channel Settings : 0.245 0.231 0.224

Max Location : X = -1.250, Y = -0.750, Z = 0.000 (cm) Value = 5.741

Measured Values (volts) =

5.361E-003	3.752E-003	2.654E-003	1.869E-003	1.421E-003	1.054E-003
8.104E-004	5.587E-004	3.488E-004	2.837E-004	1.743E-004	1.592E-004
1.162E-004	2.396E-005	3.127E-005	2.298E-005	3.454E-005	1.551E-005
4.653E-006	0.000E+000	0.000E+000			

Calc. Voltage @ Surface (Vs) = 0.0076

Voltage @ 1.00 cm (Vt) = 0.0019

Ave. Voltage (Vs+Vt)/2 = 0.0047

Ave. SAR over 1 g (mW/g) = 0.6053

SAR Scan
File : 01032811_ZOOM
Start : 28-Mar-101 02:52:04 pm End : 28-Mar-101 03:01:44 pm
SAMSUNG/SCH-N150/1;1851.25MHz;W;Helical/In;
Body/Abdomen;ZOOM/SAR;PCTEST/E Field/0 DegreesMuscle/54.200/1.850

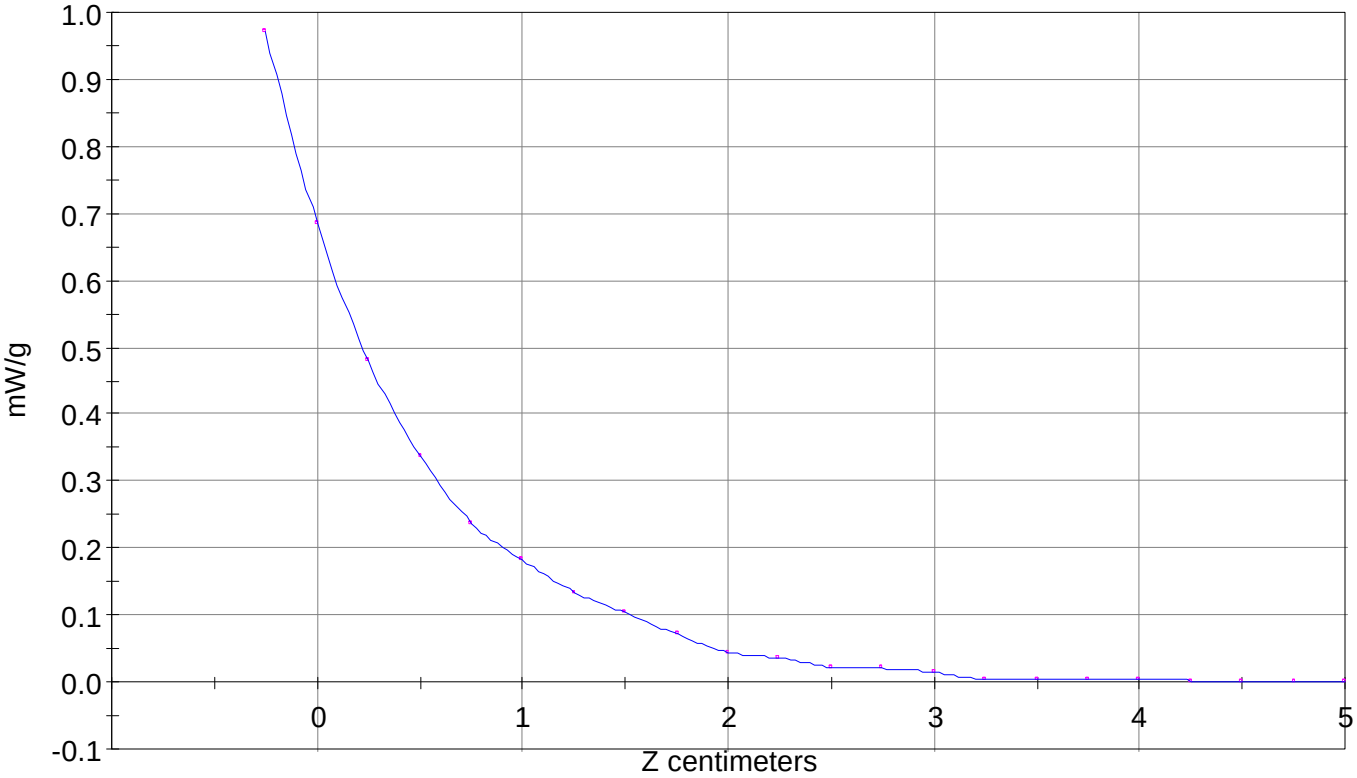

File : 01032811_ZOOM
Start : 28-Mar-101 02:52:04 pm End : 28-Mar-101 03:01:44 pm
SAMSUNG/SCH-N150/1;1851.25MHz;W;Helical/In;
Body/Abdomen;ZOOM/SAR;PCTEST/E Field/0 DegreesMuscle/54.200/1.850

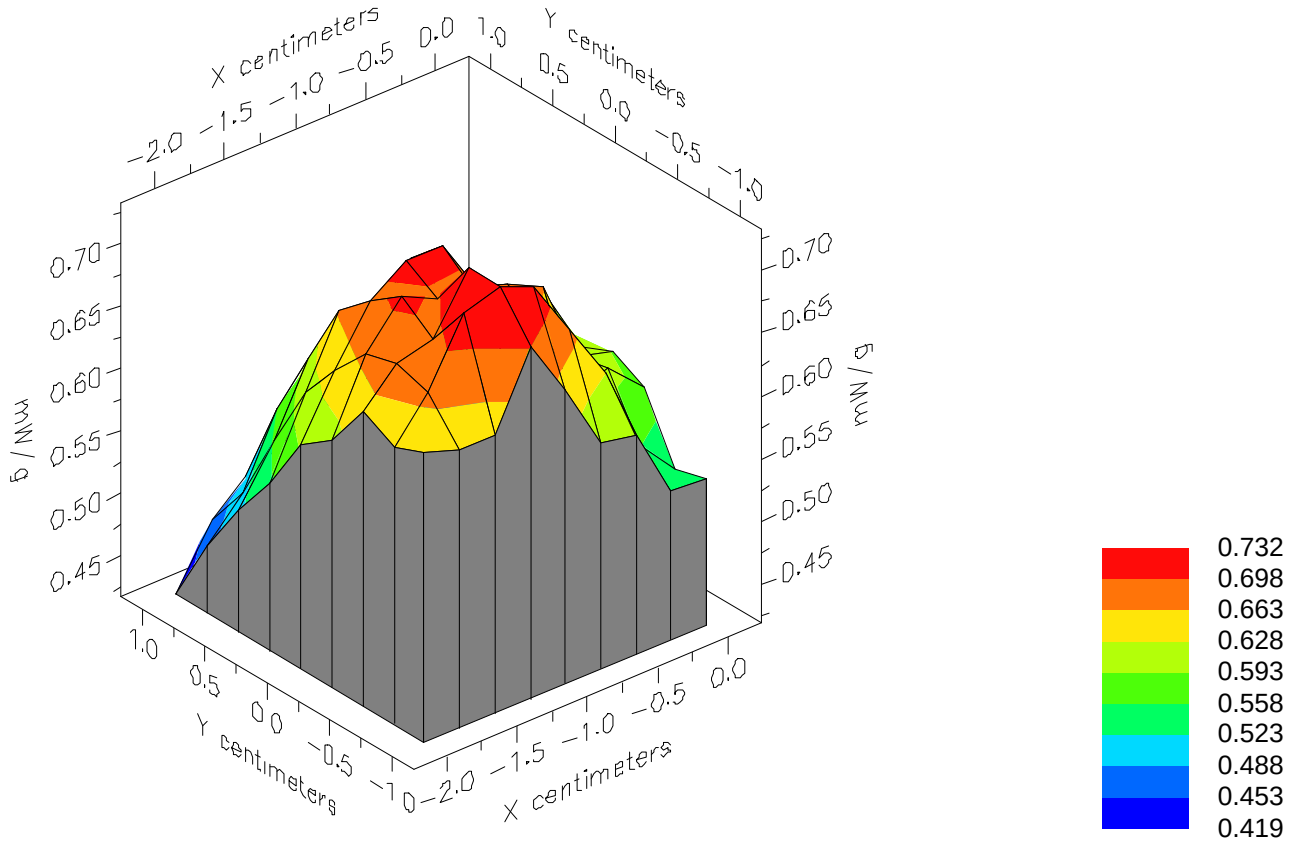

File : 01032811_ZOOM
Start : 28-Mar-101 02:52:04 pm End : 28-Mar-101 03:01:44 pm
SAMSUNG/SCH-N150/1;1851.25MHz;W;Helical/In;
Body/Abdomen;ZOOM/SAR;PCTEST/E Field/0 DegreesMuscle/54.200/1.850

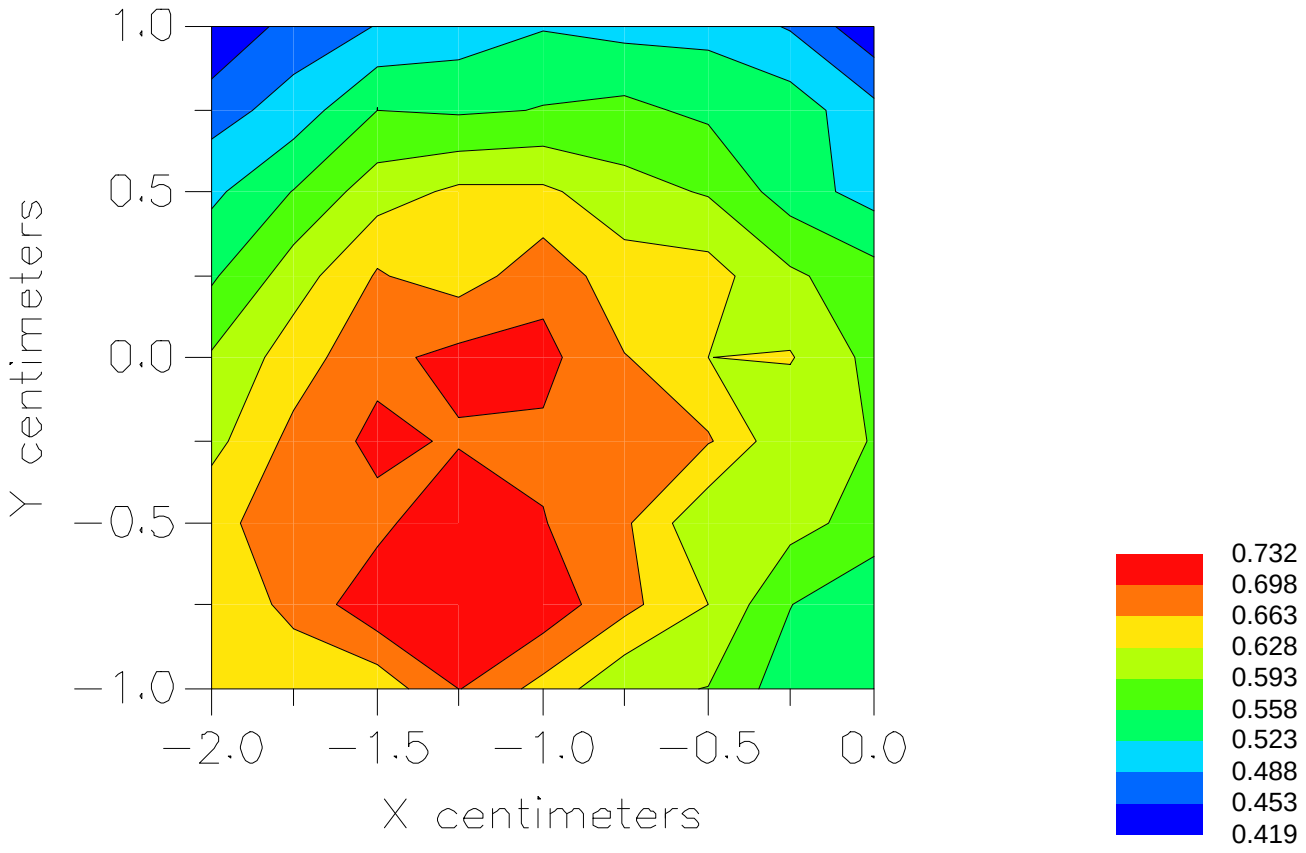

File : c:/idx3/SYSTEM/SARMEAS3/data/Normal/01032813_ZOOM.VLT
Start : 28-Mar-101 03:23:32 pm End : 28-Mar-101 03:33:18 pm

Radio Type : SAMSUNG
Model Number : SCH-N150
Serial Number : 1
Frequency : 1851.25 MHz
Peak Trans. Pwr : 0.280 W
Start Trans. Pwr: 0.280 W
Antenna Type : Helical
Antenna Posn. : Out
Phantom Type : Body
Phantom Posn. : Abdomen
Scan Type : ZOOM/SAR
Probe Name : PCTEST
Field Type : E Field
Orientation : 0 Degrees

Mixture Type = Muscle
Mixture Dielectric Constant = 54.200
Mixture Conductivity = 1.850

Comment :
SAMSUNG TRI-MODE PHONE - PCS MODE
CHAN 0025 Conducted 24.5 dBm
SAMSUNG TRI-MODE PHONE - BODY SAR

Robot : PCTEST

Probe Offset = 0.25 cm
Sensor Factor = 0.0108
Conversion Factor = 1.378

PCTEST Amplifier Channel Settings : 0.245 0.231 0.224

Max Location : X = -0.750, Y = -0.500, Z = 0.000 (cm) Value = 4.703

Measured Values (volts) =

4.516E-003	3.381E-003	2.404E-003	1.713E-003	1.267E-003	9.851E-004
7.629E-004	5.435E-004	4.158E-004	4.500E-004	1.423E-004	7.108E-005
6.171E-005	8.806E-005	1.996E-005	2.331E-005	0.000E+000	0.000E+000
1.741E-005	9.066E-005	0.000E+000			

Calc. Voltage @ Surface (Vs) = 0.0062

Voltage @ 1.00 cm (Vt) = 0.0017

Ave. Voltage (Vs+Vt)/2 = 0.0040

Ave. SAR over 1 g (mW/g) = 0.5043

SAR Scan
File : 01032813_ZOOM
Start : 28-Mar-101 03:23:32 pm End : 28-Mar-101 03:33:18 pm
SAMSUNG/SCH-N150/1;1851.25MHz;W;Helical/Out;
Body/Abdomen;ZOOM/SAR;PCTEST/E Field/0 DegreesMuscle/54.200/1.850

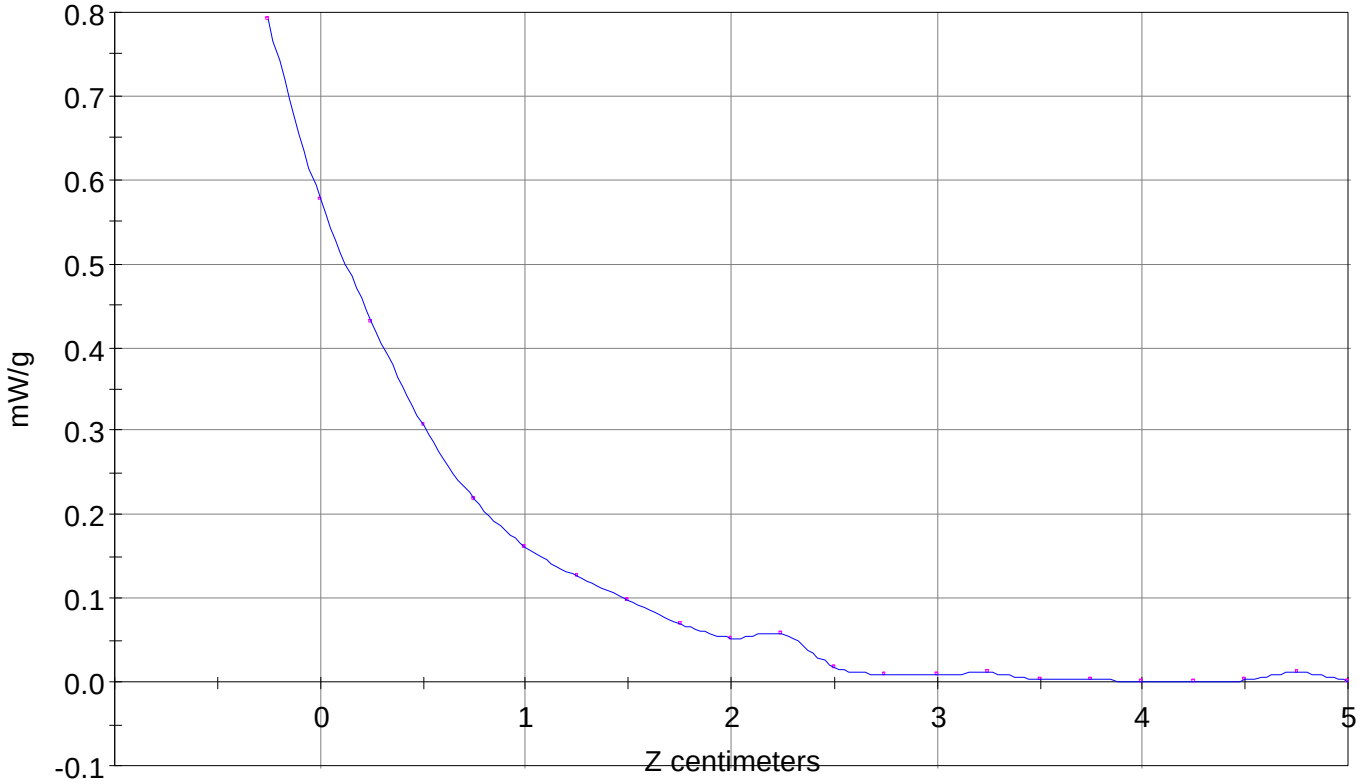

File : 01032813_ZOOM
Start : 28-Mar-101 03:23:32 pm End : 28-Mar-101 03:33:18 pm
SAMSUNG/SCH-N150/1;1851.25MHz;W;Helical/Out;
Body/Abdomen;ZOOM/SAR;PCTEST/E Field/0 DegreesMuscle/54.200/1.850

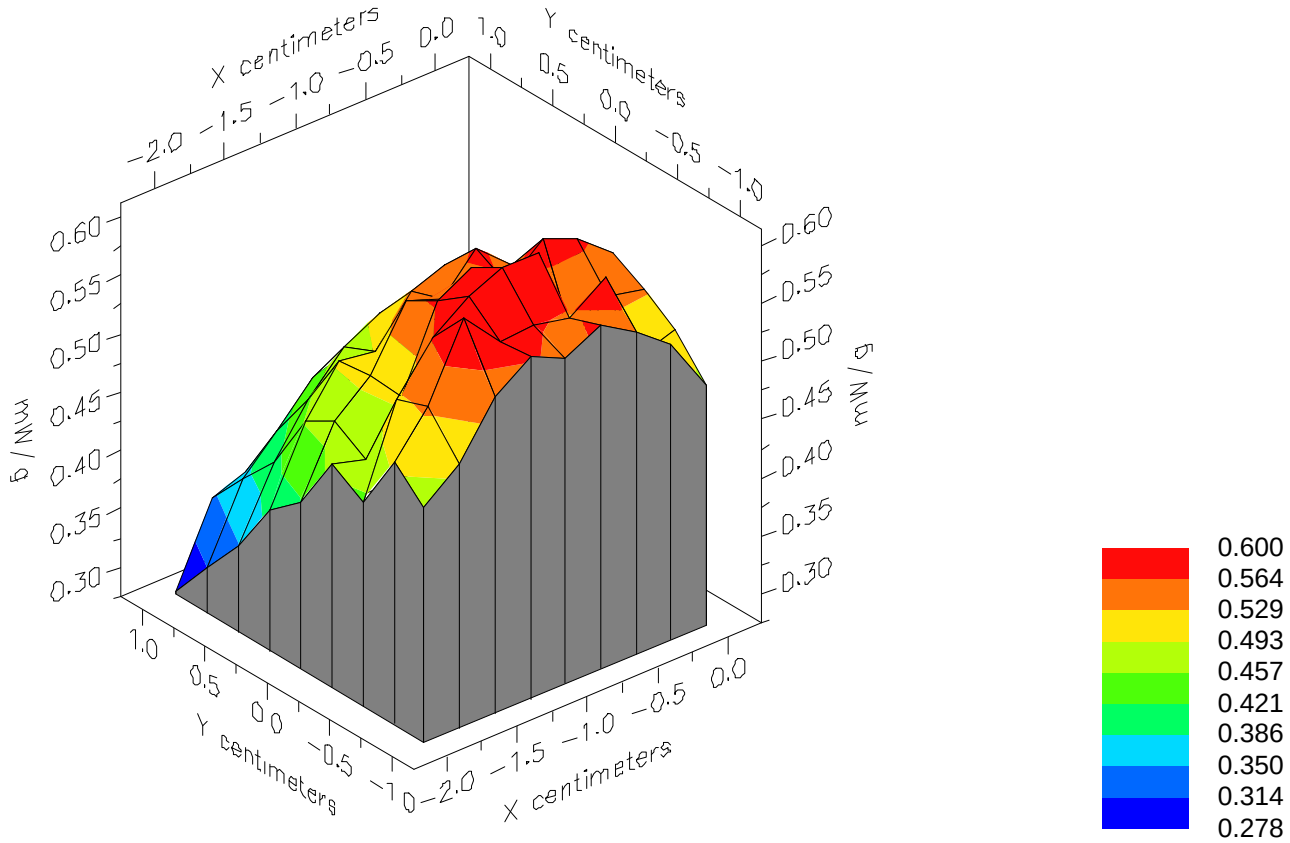

File : 01032813_ZOOM
Start : 28-Mar-101 03:23:32 pm End : 28-Mar-101 03:33:18 pm
SAMSUNG/SCH-N150/1;1851.25MHz;W;Helical/Out;
Body/Abdomen;ZOOM/SAR;PCTEST/E Field/0 DegreesMuscle/54.200/1.850

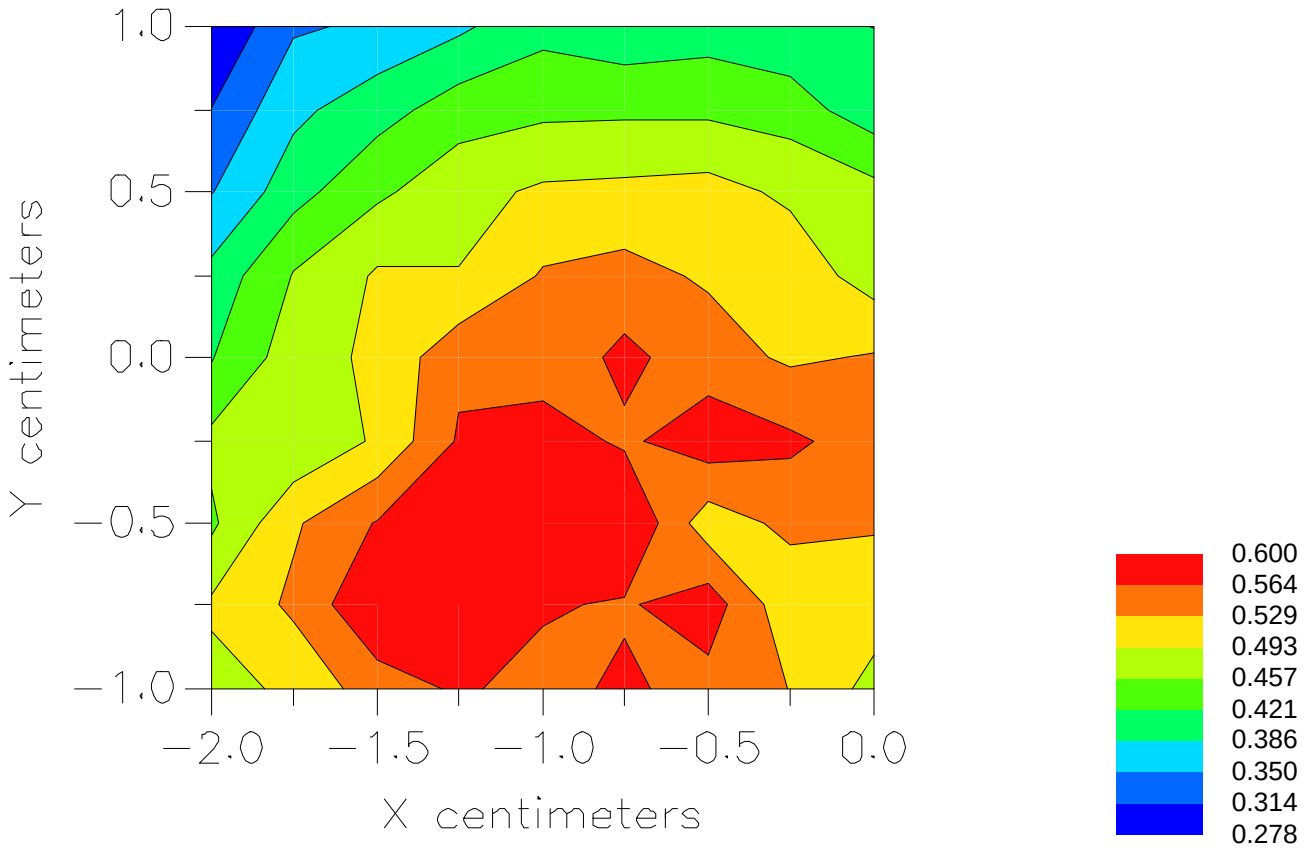

File : c:/idx3/SYSTEM/SARMEAS3/data/Normal/01032815_ZOOM.VLT
Start : 28-Mar-101 03:35:26 pm End : 28-Mar-101 03:45:01 pm

Radio Type : SAMSUNG
Model Number : SCH-N150
Serial Number : 1
Frequency : 1880.00 MHz
Peak Trans. Pwr : 0.280 W
Start Trans. Pwr: 0.280 W
Antenna Type : Helical
Antenna Posn. : In
Phantom Type : Body
Phantom Posn. : Abdomen
Scan Type : ZOOM/SAR
Probe Name : PCTEST
Field Type : E Field
Orientation : 0 Degrees

Mixture Type = Muscle
Mixture Dielectric Constant = 54.200
Mixture Conductivity = 1.850

Comment :
SAMSUNG TRI-MODE PHONE - PCS MODE
CHAN 0600 Conducted 24.5 dBm
SAMSUNG TRI-MODE PHONE - BODY SAR

Robot : PCTEST

Probe Offset = 0.25 cm
Sensor Factor = 0.0108
Conversion Factor = 1.378

PCTEST Amplifier Channel Settings : 0.245 0.231 0.224

Max Location : X = -1.500, Y = -0.750, Z = 0.000 (cm) Value = 4.902

Measured Values (volts) =

4.408E-003	3.013E-003	2.075E-003	1.473E-003	1.071E-003	8.149E-004
5.476E-004	3.990E-004	2.219E-004	1.554E-004	1.128E-004	6.462E-005
5.439E-005	2.374E-005	0.000E+000	0.000E+000	2.820E-006	0.000E+000
0.000E+000	0.000E+000	0.000E+000			

Calc. Voltage @ Surface (Vs) = 0.0064

Voltage @ 1.00 cm (Vt) = 0.0015

Ave. Voltage (Vs+Vt)/2 = 0.0039

Ave. SAR over 1 g (mW/g) = 0.5038

SAR Scan
File : 01032815_ZOOM
Start : 28-Mar-101 03:35:26 pm End : 28-Mar-101 03:45:01 pm
SAMSUNG/SCH-N150/1;1880.00MHz;W;Helical/In;
Body/Abdomen;ZOOM/SAR;PCTEST/E Field/0 DegreesMuscle/54.200/1.850

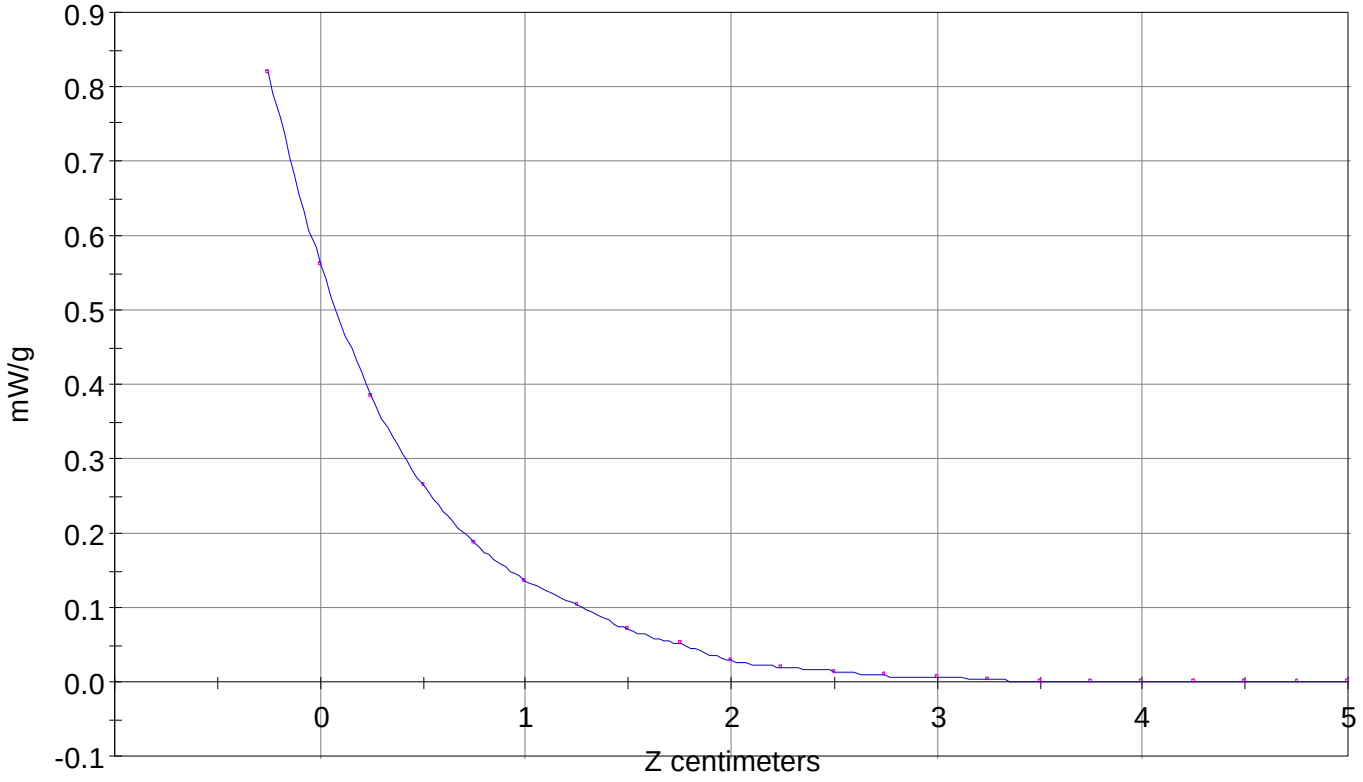

File : 01032815_ZOOM
Start : 28-Mar-101 03:35:26 pm End : 28-Mar-101 03:45:01 pm
SAMSUNG/SCH-N150/1;1880.00MHz;W;Helical/In;
Body/Abdomen;ZOOM/SAR;PCTEST/E Field/0 DegreesMuscle/54.200/1.850

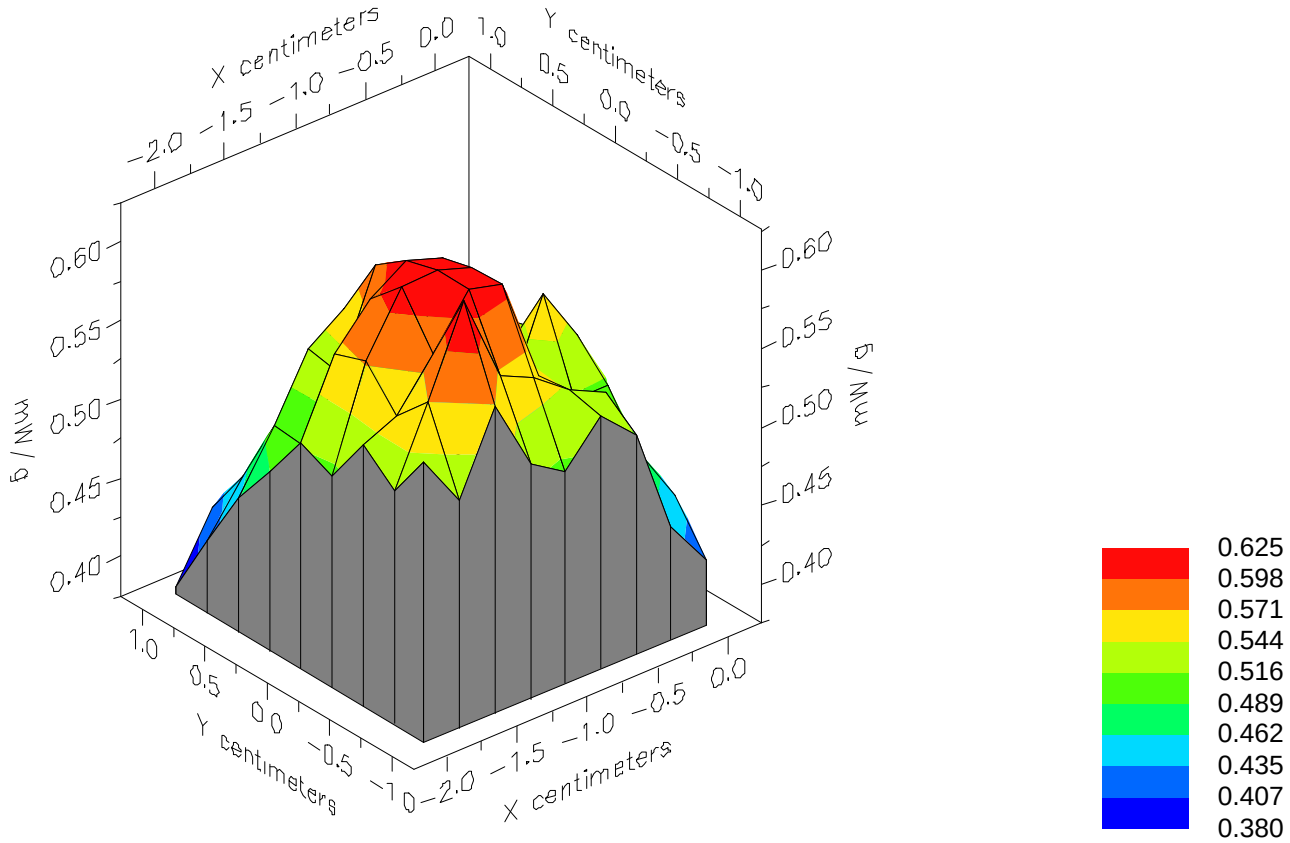

File : 01032815_ZOOM
Start : 28-Mar-101 03:35:26 pm End : 28-Mar-101 03:45:01 pm
SAMSUNG/SCH-N150/1;1880.00MHz;W;Helical/In;
Body/Abdomen;ZOOM/SAR;PCTEST/E Field/0 DegreesMuscle/54.200/1.850

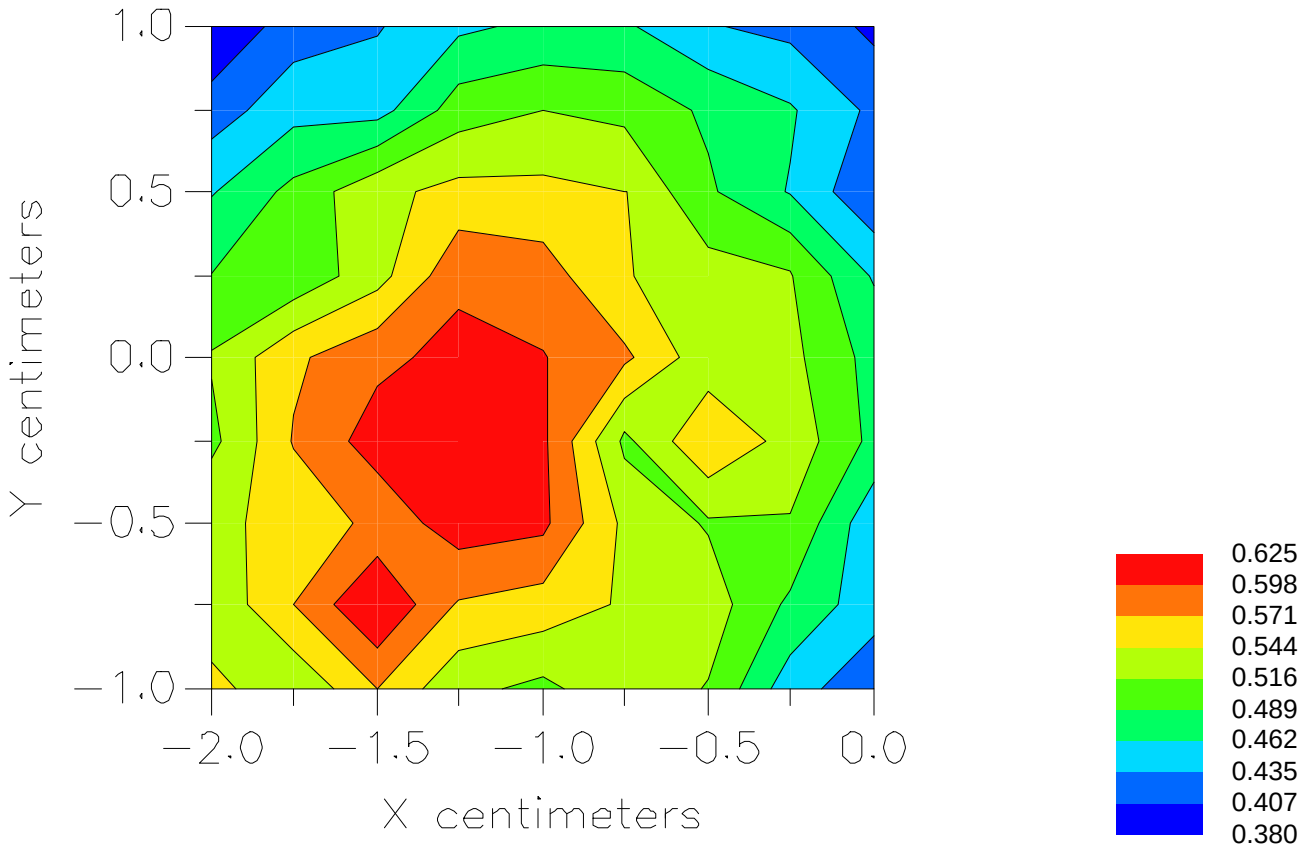

File : c:/idx3/SYSTEM/SARMEAS3/data/Normal/01032816_ZOOM.VLT
Start : 28-Mar-101 03:47:35 pm End : 28-Mar-101 03:57:23 pm

Radio Type : SAMSUNG
Model Number : SCH-N150
Serial Number : 1
Frequency : 1880.00 MHz
Peak Trans. Pwr : 0.280 W
Start Trans. Pwr: 0.280 W
Antenna Type : Helical
Antenna Posn. : Out
Phantom Type : Body
Phantom Posn. : Abdomen
Scan Type : ZOOM/SAR
Probe Name : PCTEST
Field Type : E Field
Orientation : 0 Degrees

Mixture Type = Muscle
Mixture Dielectric Constant = 54.200
Mixture Conductivity = 1.850

Comment :
SAMSUNG TRI-MODE PHONE - PCS MODE
CHAN 0600 Conducted 24.5 dBm
SAMSUNG TRI-MODE PHONE - BODY SAR

Robot : PCTEST

Probe Offset = 0.25 cm
Sensor Factor = 0.0108
Conversion Factor = 1.378

PCTEST Amplifier Channel Settings : 0.245 0.231 0.224

Max Location : X = -1.500, Y = -0.750, Z = 0.000 (cm) Value = 3.868

Measured Values (volts) =

3.566E-003	2.425E-003	1.618E-003	1.100E-003	7.569E-004	5.977E-004
3.910E-004	2.571E-004	1.697E-004	8.189E-005	7.167E-005	4.328E-005
1.748E-005	7.120E-006	2.397E-006	0.000E+000	1.459E-005	0.000E+000
0.000E+000	0.000E+000	0.000E+000			

Calc. Voltage @ Surface (Vs) = 0.0053

Voltage @ 1.00 cm (Vt) = 0.0011

Ave. Voltage (Vs+Vt)/2 = 0.0032

Ave. SAR over 1 g (mW/g) = 0.4079

SAR Scan
File : 01032816_ZOOM
Start : 28-Mar-101 03:47:35 pm End : 28-Mar-101 03:57:23 pm
SAMSUNG/SCH-N150/1;1880.00MHz;W;Helical/Out;
Body/Abdomen;ZOOM/SAR;PCTEST/E Field/0 DegreesMuscle/54.200/1.850

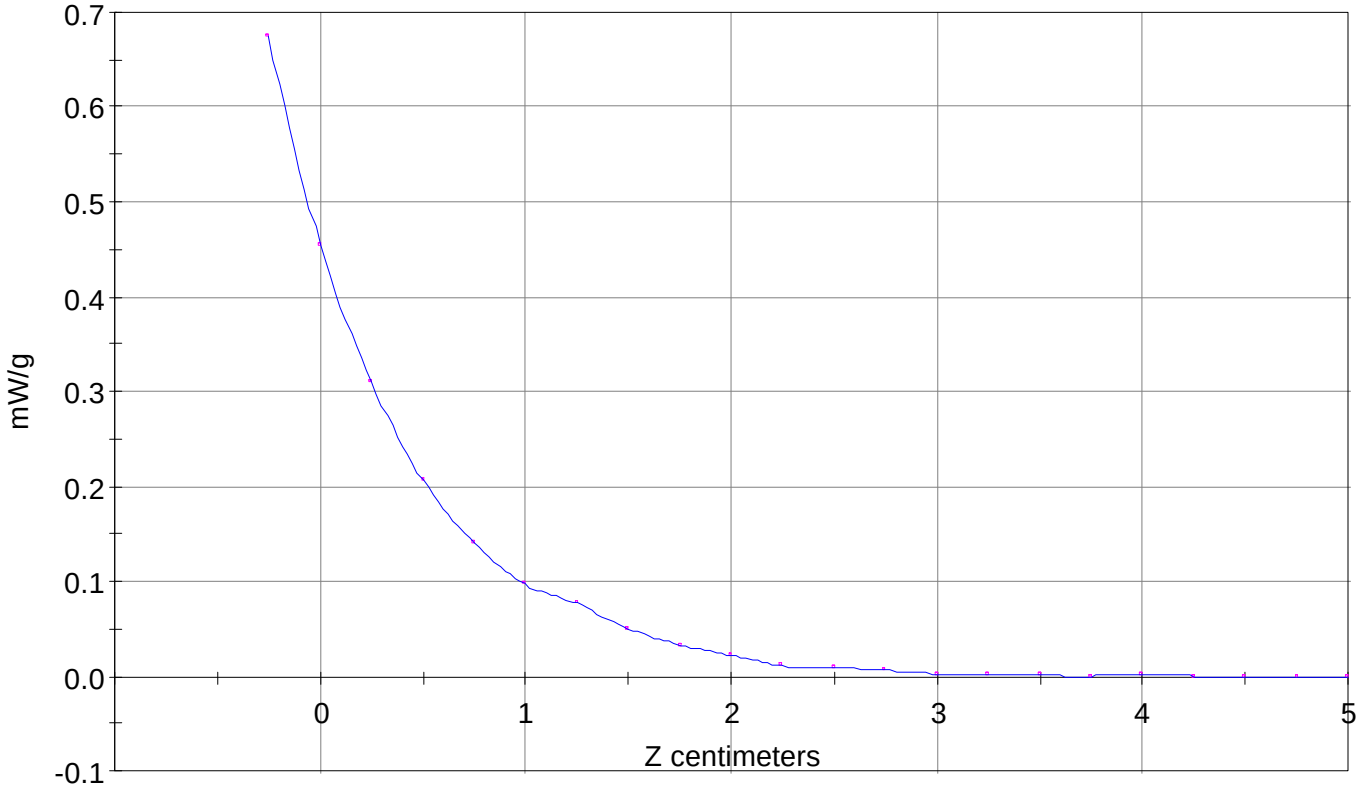

File : 01032816_ZOOM
Start : 28-Mar-101 03:47:35 pm End : 28-Mar-101 03:57:23 pm
SAMSUNG/SCH-N150/1;1880.00MHz;W;Helical/Out;
Body/Abdomen;ZOOM/SAR;PCTEST/E Field/0 DegreesMuscle/54.200/1.850

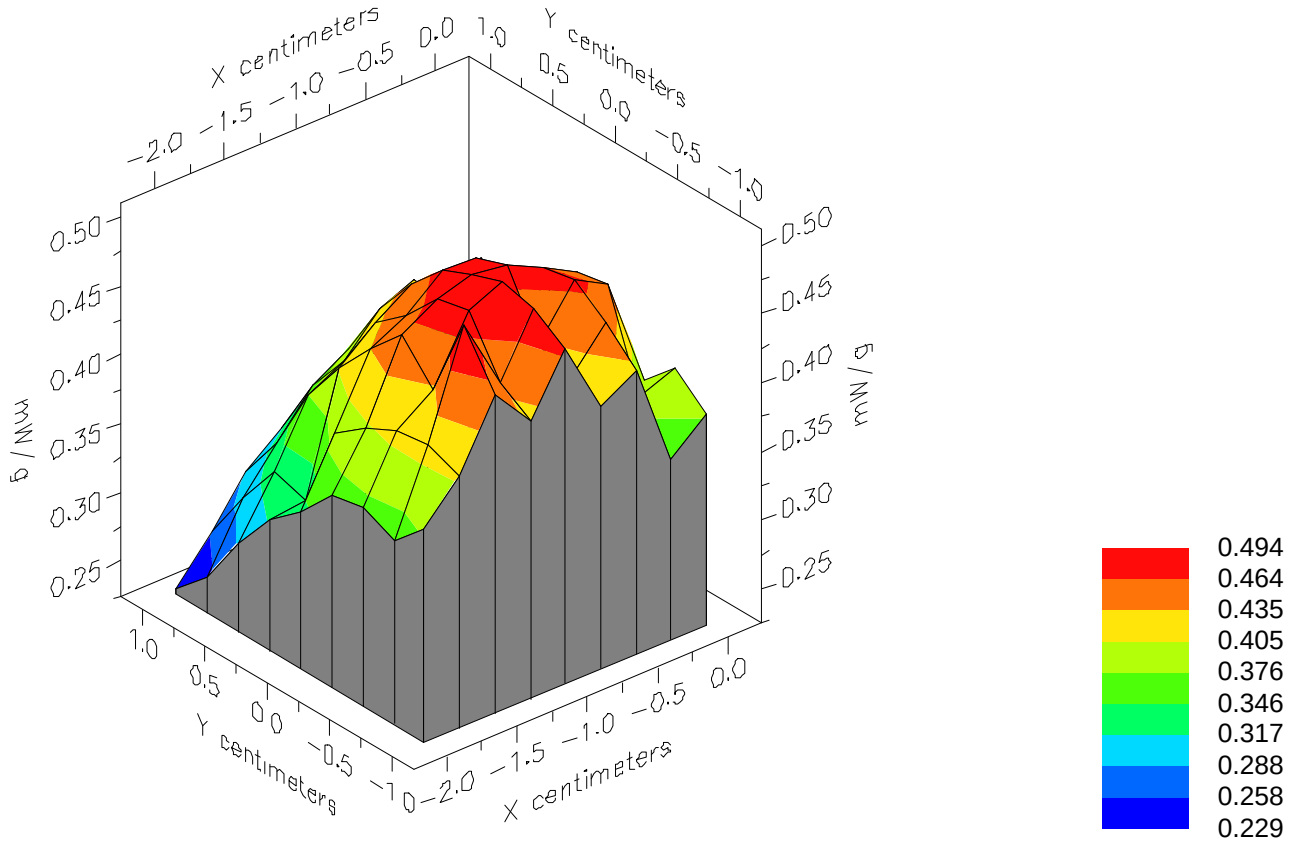

File : 01032816_ZOOM
Start : 28-Mar-101 03:47:35 pm End : 28-Mar-101 03:57:23 pm
SAMSUNG/SCH-N150/1;1880.00MHz;W;Helical/Out;
Body/Abdomen;ZOOM/SAR;PCTEST/E Field/0 DegreesMuscle/54.200/1.850

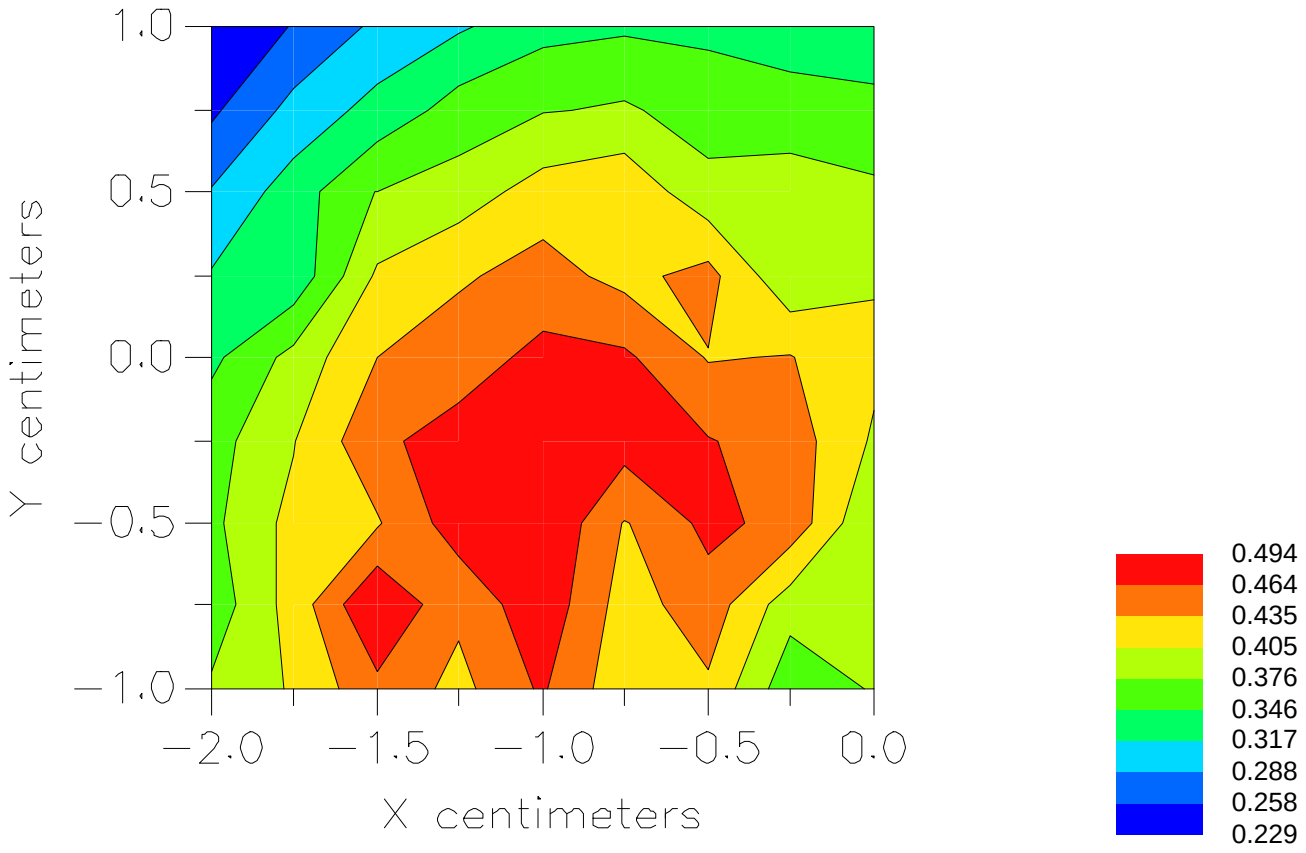

File : c:/idx3/SYSTEM/SARMEAS3/data/Normal/01032817_ZOOM.VLT
Start : 28-Mar-101 04:01:23 pm End : 28-Mar-101 04:11:08 pm

Radio Type : SAMSUNG
Model Number : SCH-N150
Serial Number : 1
Frequency : 1908.75 MHz
Peak Trans. Pwr : 0.280 W
Start Trans. Pwr: 0.280 W
Antenna Type : Helical
Antenna Posn. : In
Phantom Type : Body
Phantom Posn. : Abdomen
Scan Type : ZOOM/SAR
Probe Name : PCTEST
Field Type : E Field
Orientation : 0 Degrees

Mixture Type = Muscle
Mixture Dielectric Constant = 54.200
Mixture Conductivity = 1.850

Comment :
SAMSUNG TRI-MODE PHONE - PCS MODE
CHAN 1175 Conducted 24.5 dBm
SAMSUNG TRI-MODE PHONE - BODY SAR

Robot : PCTEST

Probe Offset = 0.25 cm
Sensor Factor = 0.0108
Conversion Factor = 1.378

PCTEST Amplifier Channel Settings : 0.245 0.231 0.224

Max Location : X = -1.250, Y = -1.500, Z = 0.000 (cm) Value = 5.495

Measured Values (volts) =

4.366E-003	2.862E-003	1.960E-003	1.353E-003	9.385E-004	6.709E-004
5.164E-004	3.543E-004	2.442E-004	1.574E-004	6.724E-005	6.040E-005
4.723E-006	6.133E-006	0.000E+000	2.129E-005	9.164E-007	2.608E-006
0.000E+000	0.000E+000	0.000E+000			

Calc. Voltage @ Surface (Vs) = 0.0065

Voltage @ 1.00 cm (Vt) = 0.0014

Ave. Voltage (Vs+Vt)/2 = 0.0039

Ave. SAR over 1 g (mW/g) = 0.5022

SAR Scan
File : 01032817_ZOOM
Start : 28-Mar-101 04:01:23 pm End : 28-Mar-101 04:11:08 pm
SAMSUNG/SCH-N150/1;1908.75MHz;W;Helical/In;
Body/Abdomen;ZOOM/SAR;PCTEST/E Field/0 DegreesMuscle/54.200/1.850

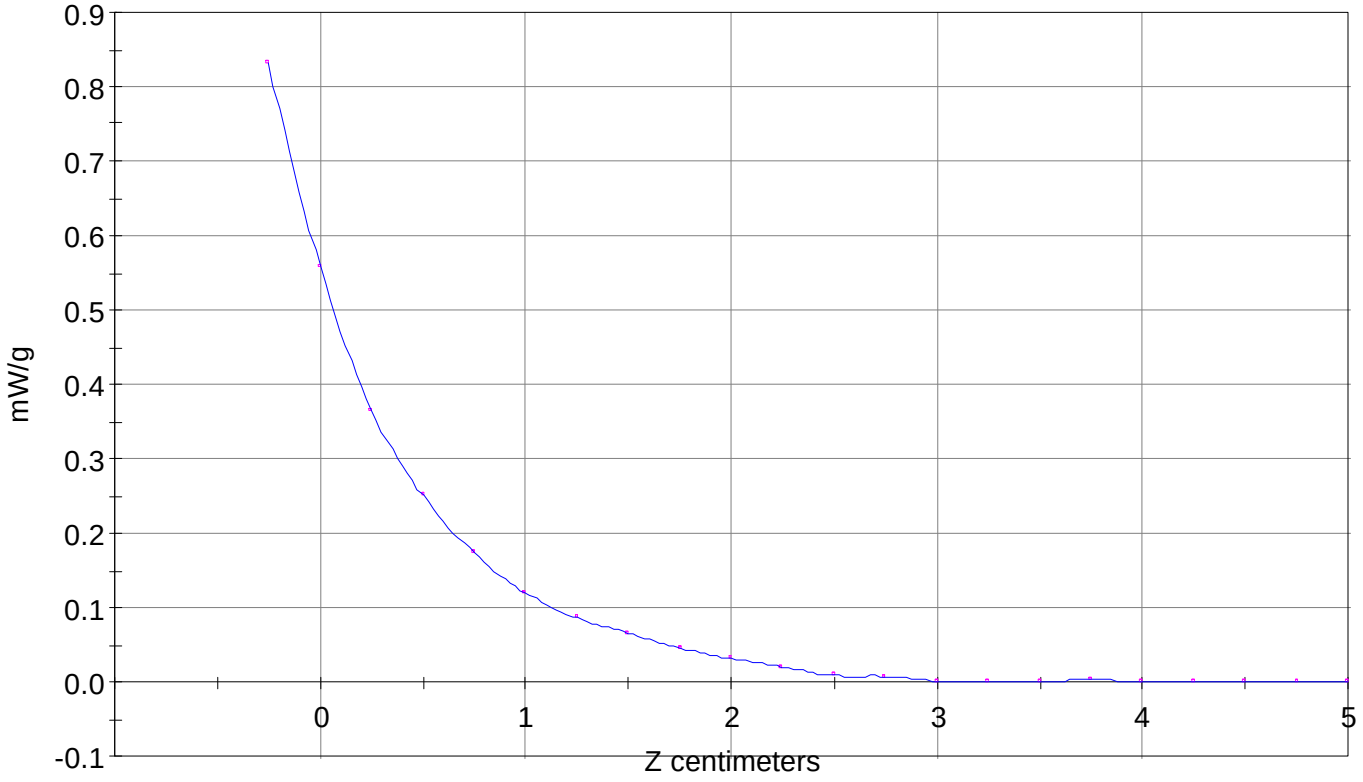

File : 01032817_ZOOM
Start : 28-Mar-101 04:01:23 pm End : 28-Mar-101 04:11:08 pm
SAMSUNG/SCH-N150/1;1908.75MHz;W;Helical/In;
Body/Abdomen;ZOOM/SAR;PCTEST/E Field/0 DegreesMuscle/54.200/1.850

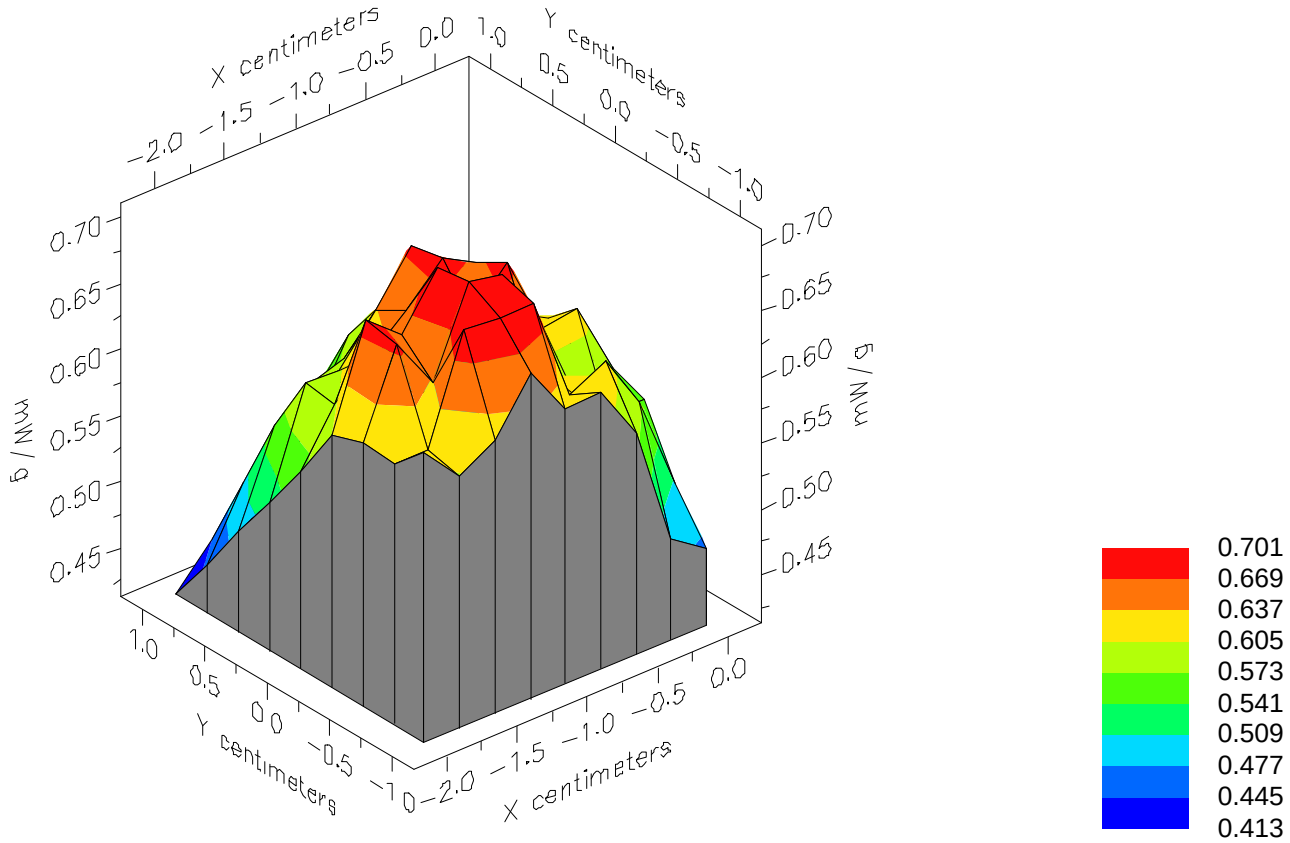

File : 01032817_ZOOM
Start : 28-Mar-101 04:01:23 pm End : 28-Mar-101 04:11:08 pm
SAMSUNG/SCH-N150/1;1908.75MHz;W;Helical/In;
Body/Abdomen;ZOOM/SAR;PCTEST/E Field/0 DegreesMuscle/54.200/1.850

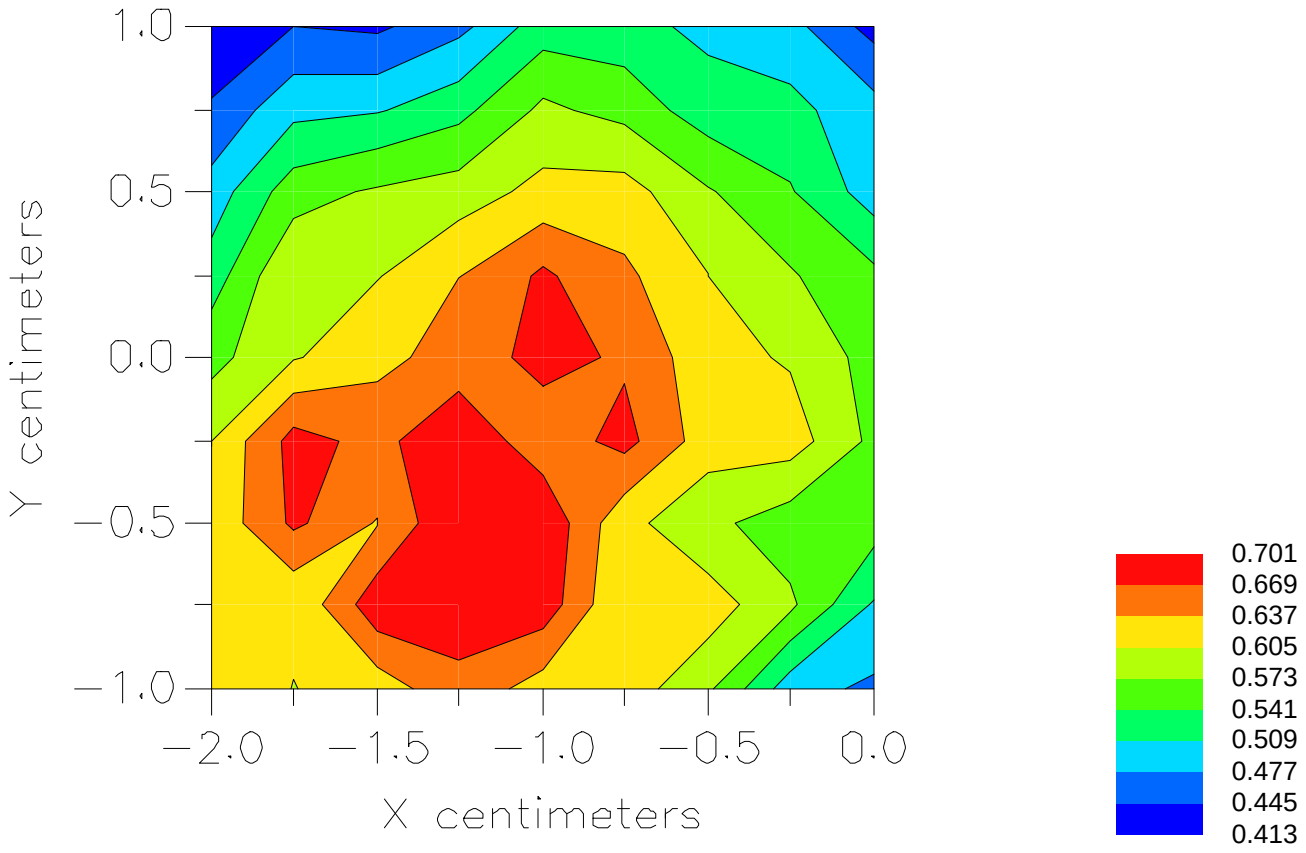

File : c:/idx3/SYSTEM/SARMEAS3/data/Normal/01032818_ZOOM.VLT
Start : 28-Mar-101 04:13:09 pm End : 28-Mar-101 04:23:13 pm

Radio Type : SAMSUNG
Model Number : SCH-N150
Serial Number : 1
Frequency : 1908.75 MHz
Peak Trans. Pwr : 0.280 W
Start Trans. Pwr: 0.280 W
Antenna Type : Helical
Antenna Posn. : Out
Phantom Type : Body
Phantom Posn. : Abdomen
Scan Type : ZOOM/SAR
Probe Name : PCTEST
Field Type : E Field
Orientation : 0 Degrees

Mixture Type = Muscle
Mixture Dielectric Constant = 54.200
Mixture Conductivity = 1.850

Comment :
SAMSUNG TRI-MODE PHONE - PCS MODE
CHAN 1175 Conducted 24.5 dBm
SAMSUNG TRI-MODE PHONE - BODY SAR

Robot : PCTEST

Probe Offset = 0.25 cm
Sensor Factor = 0.0108
Conversion Factor = 1.378

PCTEST Amplifier Channel Settings : 0.245 0.231 0.224

Max Location : X = -1.500, Y = -0.750, Z = 0.000 (cm) Value = 5.288

Measured Values (volts) =

5.118E-003	3.116E-003	2.232E-003	1.539E-003	1.071E-003	8.230E-004
5.166E-004	4.443E-004	2.387E-004	1.411E-004	1.917E-004	6.042E-005
2.364E-004	6.638E-005	2.742E-005	4.653E-006	0.000E+000	0.000E+000
0.000E+000	0.000E+000	0.000E+000			

Calc. Voltage @ Surface (Vs) = 0.0078

Voltage @ 1.00 cm (Vt) = 0.0015

Ave. Voltage (Vs+Vt)/2 = 0.0047

Ave. SAR over 1 g (mW/g) = 0.5943

SAR Scan
File : 01032818_ZOOM
Start : 28-Mar-101 04:13:09 pm End : 28-Mar-101 04:23:13 pm
SAMSUNG/SCH-N150/1;1908.75MHz;W;Helical/Out;
Body/Abdomen;ZOOM/SAR;PCTEST/E Field/0 DegreesMuscle/54.200/1.850

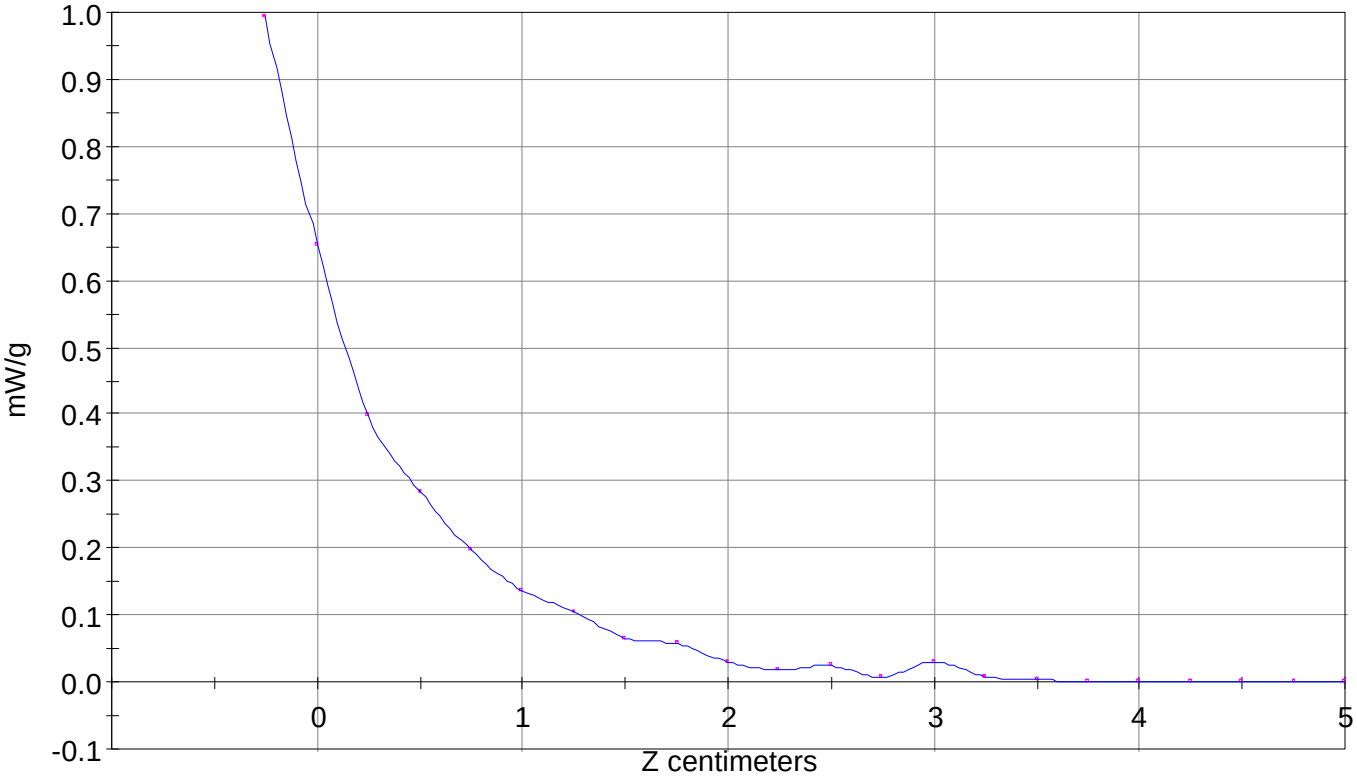

File : 01032818_ZOOM
Start : 28-Mar-101 04:13:09 pm End : 28-Mar-101 04:23:13 pm
SAMSUNG/SCH-N150/1;1908.75MHz;W;Helical/Out;
Body/Abdomen;ZOOM/SAR;PCTEST/E Field/0 DegreesMuscle/54.200/1.850

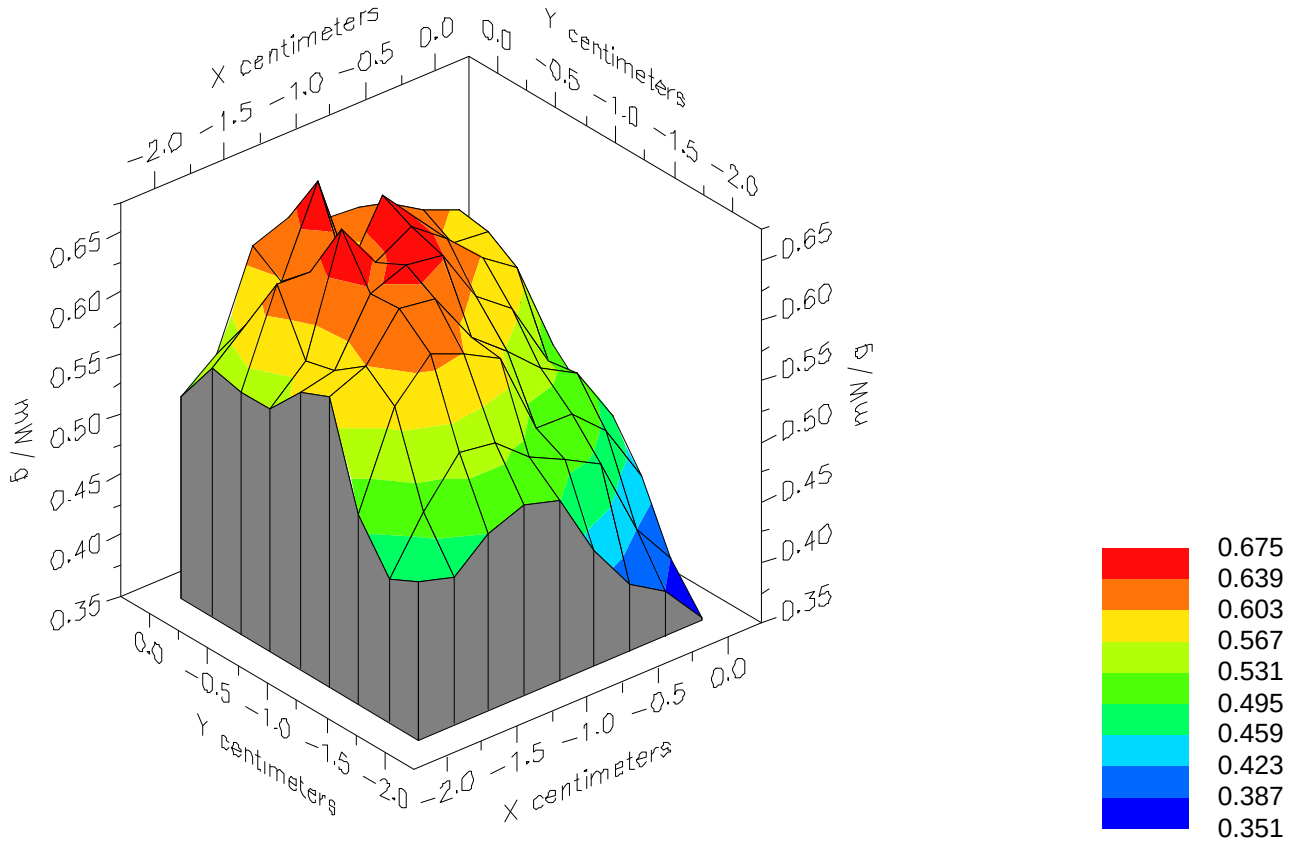
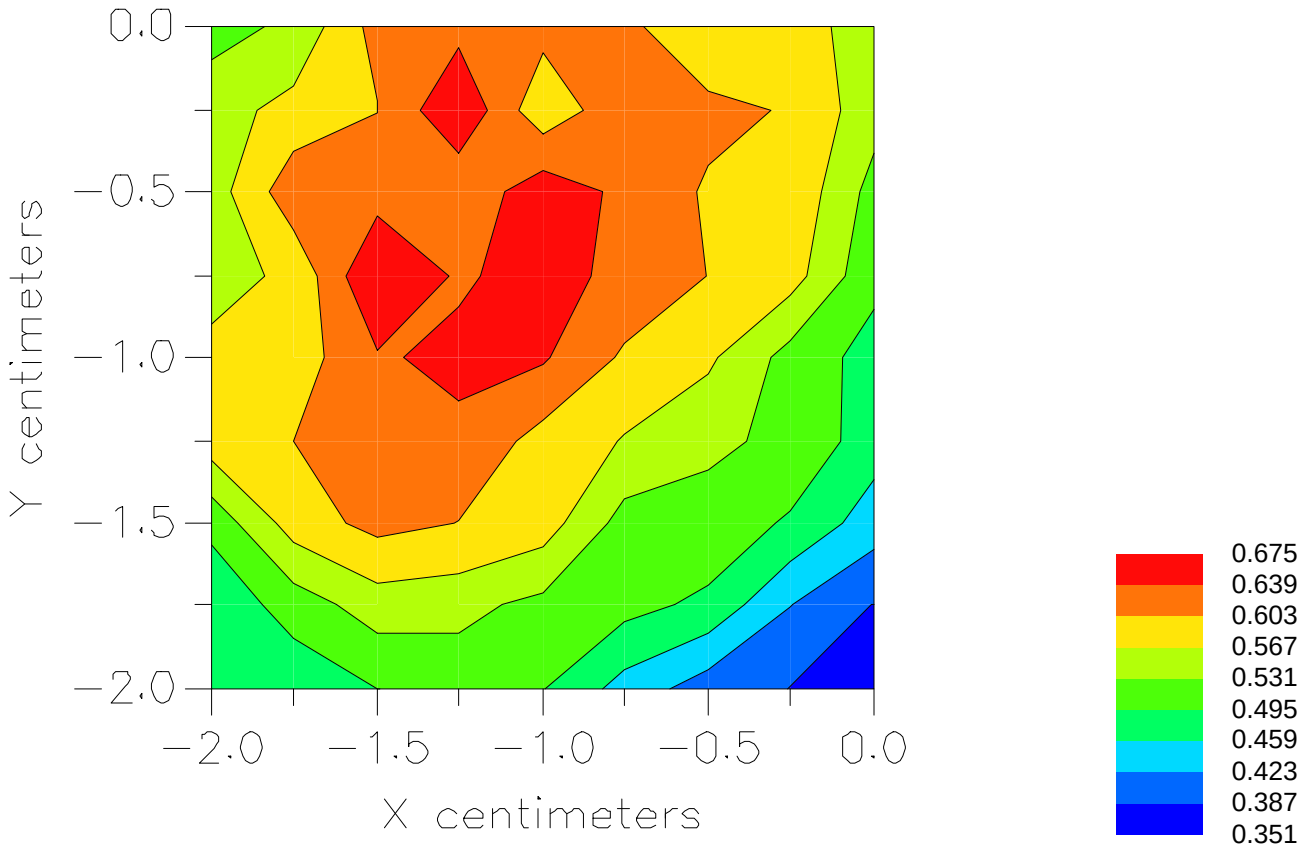
File : 01032818_ZOOM
Start : 28-Mar-101 04:13:09 pm End : 28-Mar-101 04:23:13 pm
SAMSUNG/SCH-N150/1;1908.75MHz;W;Helical/Out;
Body/Abdomen;ZOOM/SAR;PCTEST/E Field/0 DegreesMuscle/54.200/1.850