Test Laboratory: Sporton International Inc. SAR/HAC Testing Lab Date: 2014.02.08

#01 GSM850_GPRS(1 Tx slot)_Right Cheek_Ch251_Main Antenna

Communication System: UID 0, Generic GSM (0); Frequency: 848.8 MHz;Duty Cycle: 1:8.3
Medium: HSL_835_140208 Medium parameters used: f = 848.8 MHz; σ = 0.925 S/m; ε_r = 42.729; ρ = 1000 kg/m^3
Ambient Temperature：23.4 ℃; Liquid Temperature：22.6 ℃

DASY5 Configuration:
- Probe: EX3DV4 - SN3819; ConvF(9.68, 9.68, 9.68); Calibrated: 2013.11.27;
- Sensor-Surface: 2mm (Mechanical Surface Detection)
- Electronics: DAE4 Sn1303; Calibrated: 2013.11.22
- Phantom: SAM2; Type: QD000P40CD; Serial: TP:1671
- Measurement SW: DASY52, Version 52.8 (7); SEMCAD X Version 14.6.10 (7164)

Ch251/Area Scan (71x131x1): Interpolated grid: dx=15mm, dy=15mm
Maximum value of SAR (interpolated) = 0.175 W/kg

Ch251/Zoom Scan (5x5x7)/Cube 0: Measurement grid: dx=8mm, dy=8mm, dz=5mm
Reference Value = 1.514 V/m; Power Drift = -0.06 dB
Peak SAR (extrapolated) = 0.186 W/kg
SAR(1 g) = 0.156 W/kg; SAR(10 g) = 0.126 W/kg
Maximum value of SAR (measured) = 0.174 W/kg



0 dB = 0.174 W/kg

Test Laboratory: Sporton International Inc. SAR/HAC Testing Lab Date: 2014.01.30

#02 GSM1900_GPRS(1 Tx slot)_Right Cheek_Ch810_Main Antenna

Communication System: UID 0, Generic GSM (0); Frequency: 1909.8 MHz;Duty Cycle: 1:8.3
Medium: HSL_1900_140130 Medium parameters used: f = 1909.8 MHz; σ = 1.429 S/m; ε_r = 40.972; ρ = 1000 kg/m^3
Ambient Temperature：23.4 ℃; Liquid Temperature：22.7 ℃

DASY5 Configuration:
- Probe: EX3DV4 - SN3819; ConvF(8, 8, 8); Calibrated: 2013.11.27;
- Sensor-Surface: 2mm (Mechanical Surface Detection)
- Electronics: DAE4 Sn1303; Calibrated: 2013.11.22
- Phantom: SAM1; Type: QD000P40CD; Serial: TP:1670
- Measurement SW: DASY52, Version 52.8 (7); SEMCAD X Version 14.6.10 (7164)

Ch810/Area Scan (71x131x1): Interpolated grid: dx=15mm, dy=15mm
Maximum value of SAR (interpolated) = 0.154 W/kg

Ch810/Zoom Scan (5x5x7)/Cube 0: Measurement grid: dx=8mm, dy=8mm, dz=5mm
Reference Value = 0.716 V/m; Power Drift = -0.01 dB
Peak SAR (extrapolated) = 0.166 W/kg
SAR(1 g) = 0.108 W/kg; SAR(10 g) = 0.068 W/kg
Maximum value of SAR (measured) = 0.137 W/kg

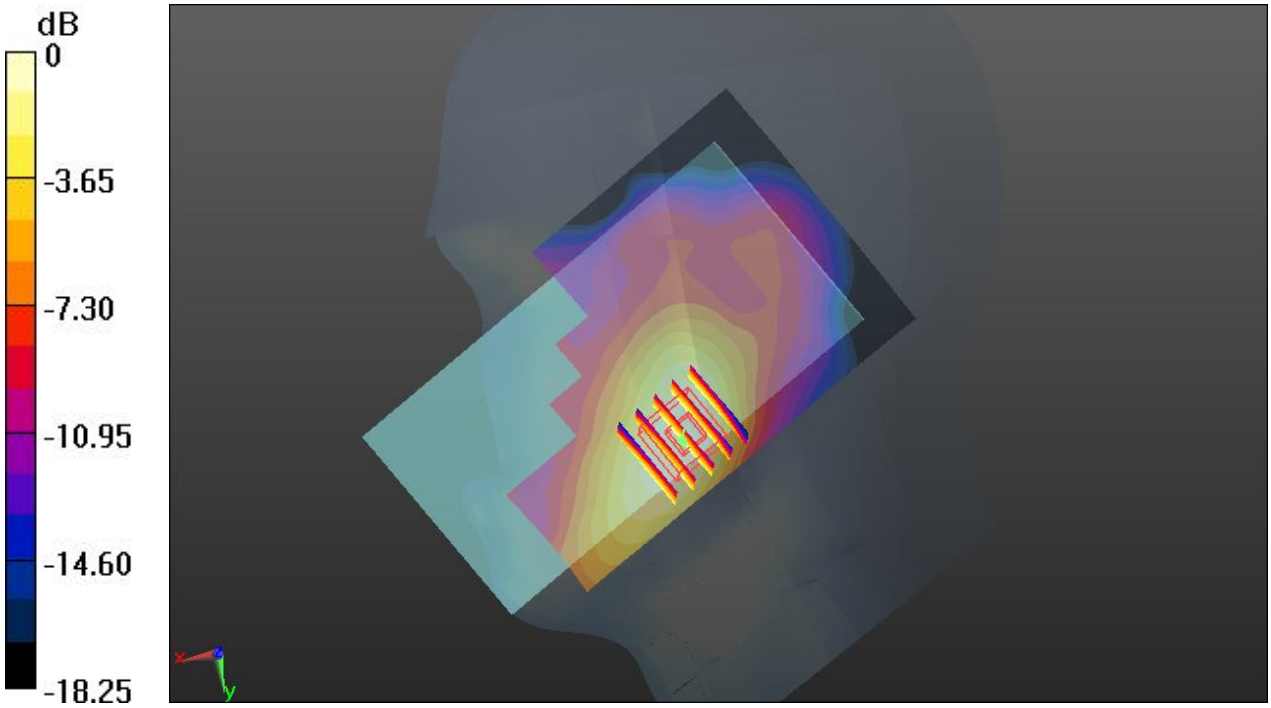

0 dB = 0.137 W/kg

Test Laboratory: Sporton International Inc. SAR/HAC Testing Lab Date: 2014.02.08

#03 GSM1900_GPRS(2 Tx slots)_Right Cheek_Ch810_Second Antenna

Communication System: UID 0, GPRS/EDGE10 (0); Frequency: 1909.8 MHz;Duty Cycle: 1:4.15
Medium: HSL_1900_140208 Medium parameters used: f = 1909.8 MHz; σ = 1.451 S/m; ε_r = 40.971; ρ = 1000 kg/m^3
Ambient Temperature：23.3 ℃; Liquid Temperature：22.5 ℃

DASY5 Configuration:
- Probe: EX3DV4 - SN3819; ConvF(8, 8, 8); Calibrated: 2013.11.27;
- Sensor-Surface: 2mm (Mechanical Surface Detection)
- Electronics: DAE4 Sn1303; Calibrated: 2013.11.22
- Phantom: SAM1; Type: QD000P40CD; Serial: TP:1670
- Measurement SW: DASY52, Version 52.8 (7); SEMCAD X Version 14.6.10 (7164)

Ch810/Area Scan (71x131x1): Interpolated grid: dx=15mm, dy=15mm
Maximum value of SAR (interpolated) = 0.136 W/kg

Ch810/Zoom Scan (5x5x7)/Cube 0: Measurement grid: dx=8mm, dy=8mm, dz=5mm
Reference Value = 0.775 V/m; Power Drift = 0.05 dB
Peak SAR (extrapolated) = 0.144 W/kg
SAR(1 g) = 0.096 W/kg; SAR(10 g) = 0.061 W/kg
Maximum value of SAR (measured) = 0.121 W/kg



0 dB = 0.121 W/kg

Test Laboratory: Sporton International Inc. SAR/HAC Testing Lab Date: 2014.02.08

#04 WCDMA Band V_RMC 12.2K_Right Cheek_Ch4182_Main Antenna

Communication System: UID 0, UMTS (0); Frequency: 836.4 MHz;Duty Cycle: 1:1
Medium: HSL_835_140208 Medium parameters used: f = 836.4 MHz; σ = 0.912 S/m; ε_r = 42.893; ρ = 1000 kg/m^3
Ambient Temperature：23.4 ℃; Liquid Temperature：22.6 ℃

DASY5 Configuration:
- Probe: EX3DV4 - SN3819; ConvF(9.68, 9.68, 9.68); Calibrated: 2013.11.27;
- Sensor-Surface: 2mm (Mechanical Surface Detection)
- Electronics: DAE4 Sn1303; Calibrated: 2013.11.22
- Phantom: SAM2; Type: QD000P40CD; Serial: TP:1671
- Measurement SW: DASY52, Version 52.8 (7); SEMCAD X Version 14.6.10 (7164)

Ch4182/Area Scan (71x131x1): Interpolated grid: dx=15mm, dy=15mm
Maximum value of SAR (interpolated) = 0.147 W/kg

Ch4182/Zoom Scan (5x5x7)/Cube 0: Measurement grid: dx=8mm, dy=8mm, dz=5mm
Reference Value = 1.454 V/m; Power Drift = -0.02 dB
Peak SAR (extrapolated) = 0.161 W/kg
SAR(1 g) = 0.134 W/kg; SAR(10 g) = 0.108 W/kg
Maximum value of SAR (measured) = 0.151 W/kg



0 dB = 0.151 W/kg

Test Laboratory: Sporton International Inc. SAR/HAC Testing Lab Date: 2014.01.30

#05 WCDMA Band II_RMC 12.2K_Right Cheek_Ch9538_Main Antenna

Communication System: UID 0, UMTS (0); Frequency: 1907.6 MHz;Duty Cycle: 1:1
Medium: HSL_1900_140130 Medium parameters used: f = 1907.6 MHz; σ = 1.426 S/m; ε_r = 40.977; ρ = 1000 kg/m^3
Ambient Temperature：23.4 ℃; Liquid Temperature：22.7 ℃

DASY5 Configuration:
- Probe: EX3DV4 - SN3819; ConvF(8, 8, 8); Calibrated: 2013.11.27;
- Sensor-Surface: 2mm (Mechanical Surface Detection)
- Electronics: DAE4 Sn1303; Calibrated: 2013.11.22
- Phantom: SAM1; Type: QD000P40CD; Serial: TP:1670
- Measurement SW: DASY52, Version 52.8 (7); SEMCAD X Version 14.6.10 (7164)

Ch9538/Area Scan (71x131x1): Interpolated grid: dx=15mm, dy=15mm
Maximum value of SAR (interpolated) = 0.207 W/kg

Ch9538/Zoom Scan (5x5x7)/Cube 0: Measurement grid: dx=8mm, dy=8mm, dz=5mm
Reference Value = 0.806 V/m; Power Drift = -0.02 dB
Peak SAR (extrapolated) = 0.223 W/kg
SAR(1 g) = 0.146 W/kg; SAR(10 g) = 0.092 W/kg
Maximum value of SAR (measured) = 0.185 W/kg

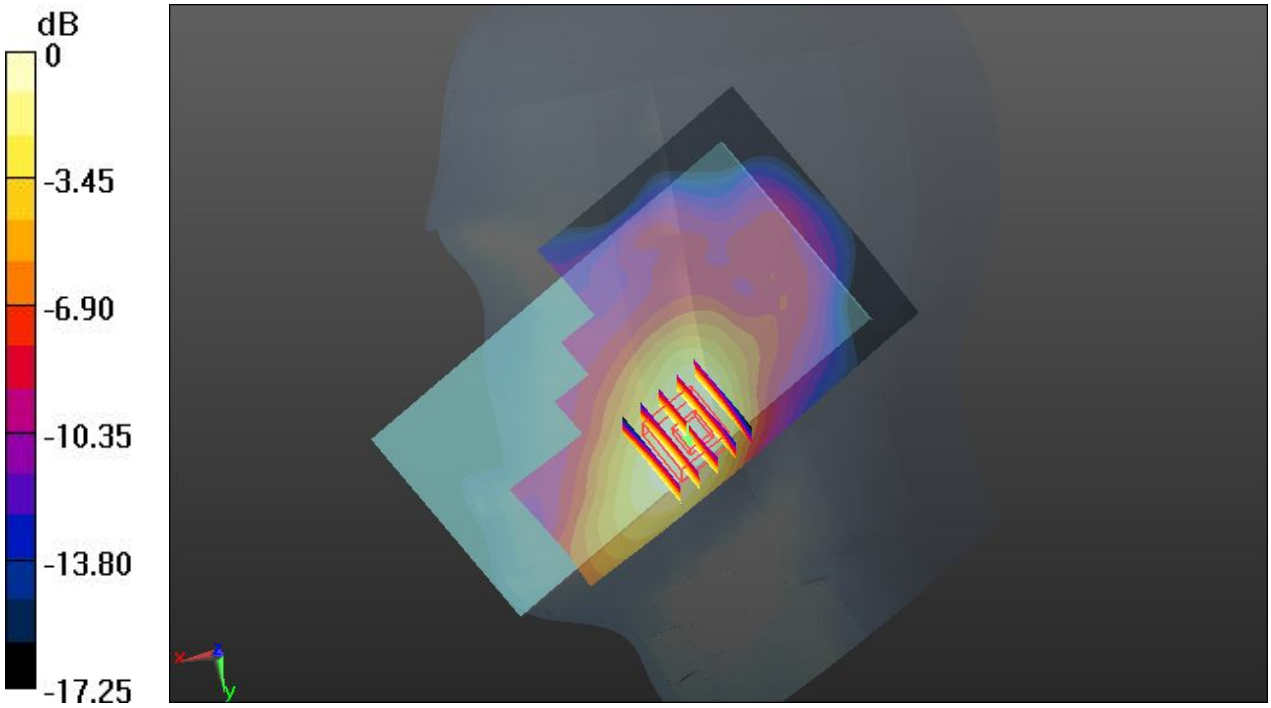

0 dB = 0.185 W/kg

Test Laboratory: Sporton International Inc. SAR/HAC Testing Lab Date: 2014.02.08

#06 WLAN 2.4GHz_802.11b 1Mbps_Left Cheek_Ch11

Communication System: UID 0, WIFI (0); Frequency: 2462 MHz;Duty Cycle: 1:1
Medium: HSL_2450_140208 Medium parameters used: f = 2462 MHz; σ = 1.892 S/m; ε_r = 40.41; ρ = 1000 kg/m^3
Ambient Temperature：23.4 ℃; Liquid Temperature：22.8 ℃

DASY5 Configuration:
- Probe: EX3DV4 - SN3819; ConvF(7.22, 7.22, 7.22); Calibrated: 2013.11.27;
- Sensor-Surface: 2mm (Mechanical Surface Detection)
- Electronics: DAE4 Sn1303; Calibrated: 2013.11.22
- Phantom: SAM2; Type: QD000P40CD; Serial: TP:1671
- Measurement SW: DASY52, Version 52.8 (7); SEMCAD X Version 14.6.10 (7164)

Ch11/Area Scan (91x161x1): Interpolated grid: dx=12mm, dy=12mm
Maximum value of SAR (interpolated) = 0.0998 W/kg

Ch11/Zoom Scan (7x7x7)/Cube 0: Measurement grid: dx=5mm, dy=5mm, dz=5mm
Reference Value = 0.599 V/m; Power Drift = 0.07 dB
Peak SAR (extrapolated) = 0.146 W/kg
SAR(1 g) = 0.068 W/kg; SAR(10 g) = 0.028 W/kg
Maximum value of SAR (measured) = 0.129 W/kg

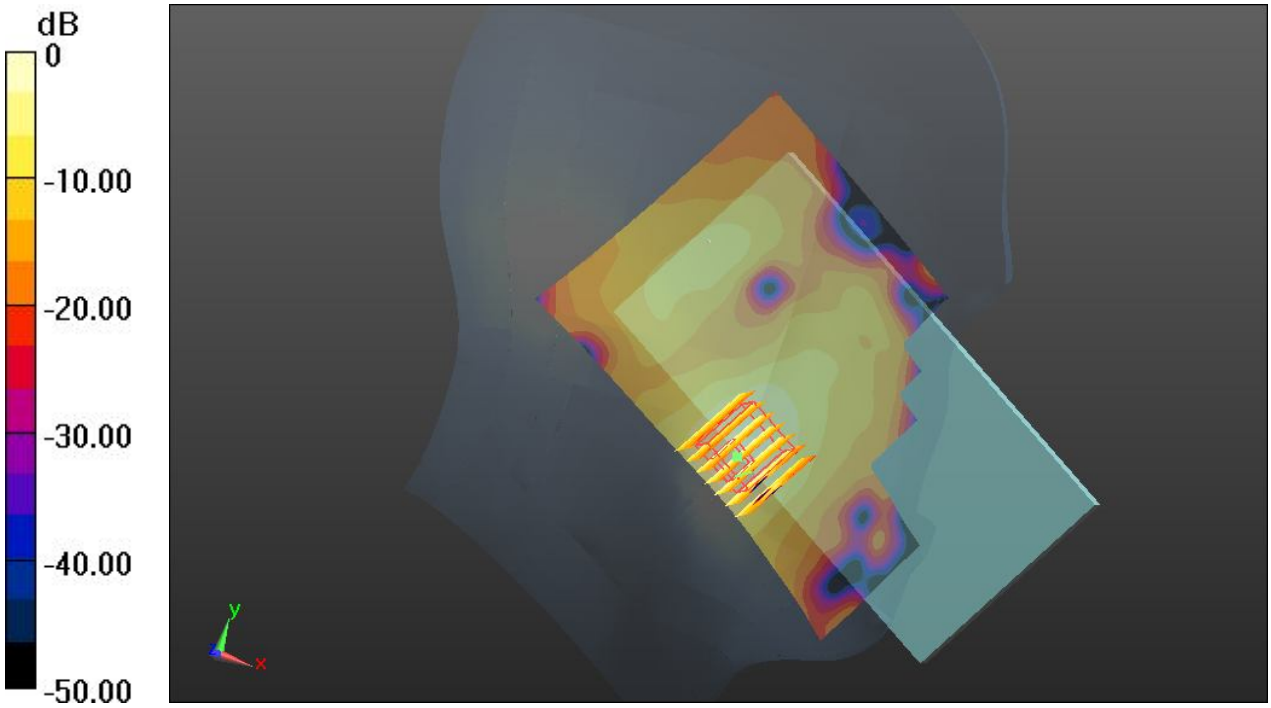

0 dB = 0.129 W/kg

Test Laboratory: Sporton International Inc. SAR/HAC Testing Lab Date: 2014.02.10

#07 WLAN 5.8GHz_802.11n-HT40 MCS0_Left Cheek_Ch159

Communication System: UID 0, WIFI (0); Frequency: 5795 MHz;Duty Cycle: 1:1
Medium: HSL_5800_140210 Medium parameters used: f = 5795 MHz; σ = 5.423 S/m; ε_r = 35.749; ρ = 1000 kg/m^3
Ambient Temperature：23.6 ℃; Liquid Temperature：22.6 ℃

DASY5 Configuration:
- Probe: EX3DV4 - SN3819; ConvF(4.49, 4.49, 4.49); Calibrated: 2013.11.27;
- Sensor-Surface: 1.4mm (Mechanical Surface Detection)
- Electronics: DAE4 Sn1303; Calibrated: 2013.11.22
- Phantom: SAM2; Type: QD000P40CD; Serial: TP:1671
- Measurement SW: DASY52, Version 52.8 (7); SEMCAD X Version 14.6.10 (7164)

Ch159/Area Scan (111x191x1): Interpolated grid: dx=10mm, dy=10mm
Maximum value of SAR (interpolated) = 0.0975 W/kg

Ch159/Zoom Scan (7x7x7)/Cube 0: Measurement grid: dx=4mm, dy=4mm, dz=1.4mm
Reference Value = 2.104 V/m; Power Drift = 0.07 dB
Peak SAR (extrapolated) = 0.139 W/kg
SAR(1 g) = 0.024 W/kg; SAR(10 g) = 0.00622 W/kg
Maximum value of SAR (measured) = 0.0938 W/kg



0 dB = 0.0938 W/kg

Test Laboratory: Sporton International Inc. SAR/HAC Testing Lab Date: 2014.02.09

#08 WLAN 5.2GHz_802.11n-HT40 MCS0_Right Tilted_Ch38

Communication System: UID 0, WIFI (0); Frequency: 5190 MHz;Duty Cycle: 1:1
Medium: HSL_5200_140209 Medium parameters used: f = 5190 MHz; σ = 4.684 S/m; ε_r = 37.078; ρ = 1000 kg/m^3
Ambient Temperature：23.3 ℃; Liquid Temperature：22.6 ℃

DASY5 Configuration:
- Probe: EX3DV4 - SN3819; ConvF(5.27, 5.27, 5.27); Calibrated: 2013.11.27;
- Sensor-Surface: 1.4mm (Mechanical Surface Detection)
- Electronics: DAE4 Sn1303; Calibrated: 2013.11.22
- Phantom: SAM2; Type: QD000P40CD; Serial: TP:1671
- Measurement SW: DASY52, Version 52.8 (7); SEMCAD X Version 14.6.10 (7164)

Ch38/Area Scan (111x191x1): Interpolated grid: dx=10mm, dy=10mm
Maximum value of SAR (interpolated) = 0.0279 W/kg

Ch38/Zoom Scan (7x7x7)/Cube 0: Measurement grid: dx=4mm, dy=4mm, dz=1.4mm
Reference Value = 1.255 V/m; Power Drift = -0.09 dB
Peak SAR (extrapolated) = 0.0520 W/kg
SAR(1 g) = 0.011 W/kg; SAR(10 g) = 0.0041 W/kg
Maximum value of SAR (measured) = 0.0295 W/kg



0 dB = 0.0295 W/kg

Test Laboratory: Sporton International Inc. SAR/HAC Testing Lab Date: 2014.02.09

#09 WLAN 5.3GHz_802.11a 6Mbps_Right Cheek_Ch60

Communication System: UID 0, WIFI (0); Frequency: 5300 MHz;Duty Cycle: 1:1
Medium: HSL_5300_140209 Medium parameters used: f = 5300 MHz; σ = 4.819 S/m; ε_r = 36.839; ρ = 1000 kg/m^3
Ambient Temperature：23.6 ℃; Liquid Temperature：22.5 ℃

DASY5 Configuration:
- Probe: EX3DV4 - SN3819; ConvF(4.92, 4.92, 4.92); Calibrated: 2013.11.27;
- Sensor-Surface: 1.4mm (Mechanical Surface Detection)
- Electronics: DAE4 Sn1303; Calibrated: 2013.11.22
- Phantom: SAM2; Type: QD000P40CD; Serial: TP:1671
- Measurement SW: DASY52, Version 52.8 (7); SEMCAD X Version 14.6.10 (7164)

Ch60/Area Scan (111x191x1): Interpolated grid: dx=10mm, dy=10mm
Maximum value of SAR (interpolated) = 0 W/kg



0 dB = 0 W/kg

Test Laboratory: Sporton International Inc. SAR/HAC Testing Lab Date: 2014.02.10

#10 WLAN 5.5GHz_802.11a 6Mbps_Left Cheek_Ch136

Communication System: UID 0, WIFI (0); Frequency: 5680 MHz;Duty Cycle: 1:1
Medium: HSL_5600_140210 Medium parameters used: f = 5680 MHz; σ = 5.281 S/m; ε_r = 36.001; ρ = 1000 kg/m^3
Ambient Temperature：23.4 ℃; Liquid Temperature：22.5 ℃

DASY5 Configuration:
- Probe: EX3DV4 - SN3819; ConvF(4.33, 4.33, 4.33); Calibrated: 2013.11.27;
- Sensor-Surface: 1.4mm (Mechanical Surface Detection)
- Electronics: DAE4 Sn1303; Calibrated: 2013.11.22
- Phantom: SAM2; Type: QD000P40CD; Serial: TP:1671
- Measurement SW: DASY52, Version 52.8 (7); SEMCAD X Version 14.6.10 (7164)

Ch136/Area Scan (111x191x1): Interpolated grid: dx=10mm, dy=10mm
Maximum value of SAR (interpolated) = 0.118 W/kg

Ch136/Zoom Scan (7x7x7)/Cube 0: Measurement grid: dx=4mm, dy=4mm, dz=1.4mm
Reference Value = 1.767 V/m; Power Drift = 0.05 dB
Peak SAR (extrapolated) = 1.94 W/kg
SAR(1 g) = 0.036 W/kg; SAR(10 g) = 0.00902 W/kg
Maximum value of SAR (measured) = 0.103 W/kg



0 dB = 0.103 W/kg

Test Laboratory: Sporton International Inc. SAR/HAC Testing Lab Date: 2014.02.08

#11 Bluetooth_DH5_Left Cheek_Ch00

Communication System: UID 0, Bluetooth (0); Frequency: 2402 MHz;Duty Cycle: 1:1.2
Medium: HSL_2450_140208 Medium parameters used: f = 2402 MHz; σ = 1.822 S/m; ε_r = 40.651; ρ = 1000 kg/m^3
Ambient Temperature：23.4 ℃; Liquid Temperature：22.8 ℃

DASY5 Configuration:
- Probe: EX3DV4 - SN3819; ConvF(7.22, 7.22, 7.22); Calibrated: 2013.11.27;
- Sensor-Surface: 2mm (Mechanical Surface Detection)
- Electronics: DAE4 Sn1303; Calibrated: 2013.11.22
- Phantom: SAM2; Type: QD000P40CD; Serial: TP:1671
- Measurement SW: DASY52, Version 52.8 (7); SEMCAD X Version 14.6.10 (7164)

Ch0/Area Scan (91x161x1): Interpolated grid: dx=12mm, dy=12mm
Maximum value of SAR (interpolated) = 0.0144 W/kg

Ch0/Zoom Scan (7x7x7)/Cube 0: Measurement grid: dx=5mm, dy=5mm, dz=5mm
Reference Value = 0.713 V/m; Power Drift = -0.08 dB
Peak SAR (extrapolated) = 0.0190 W/kg
SAR(1 g) = 0.00833 W/kg; SAR(10 g) = 0.00471 W/kg
Maximum value of SAR (measured) = 0.0122 W/kg

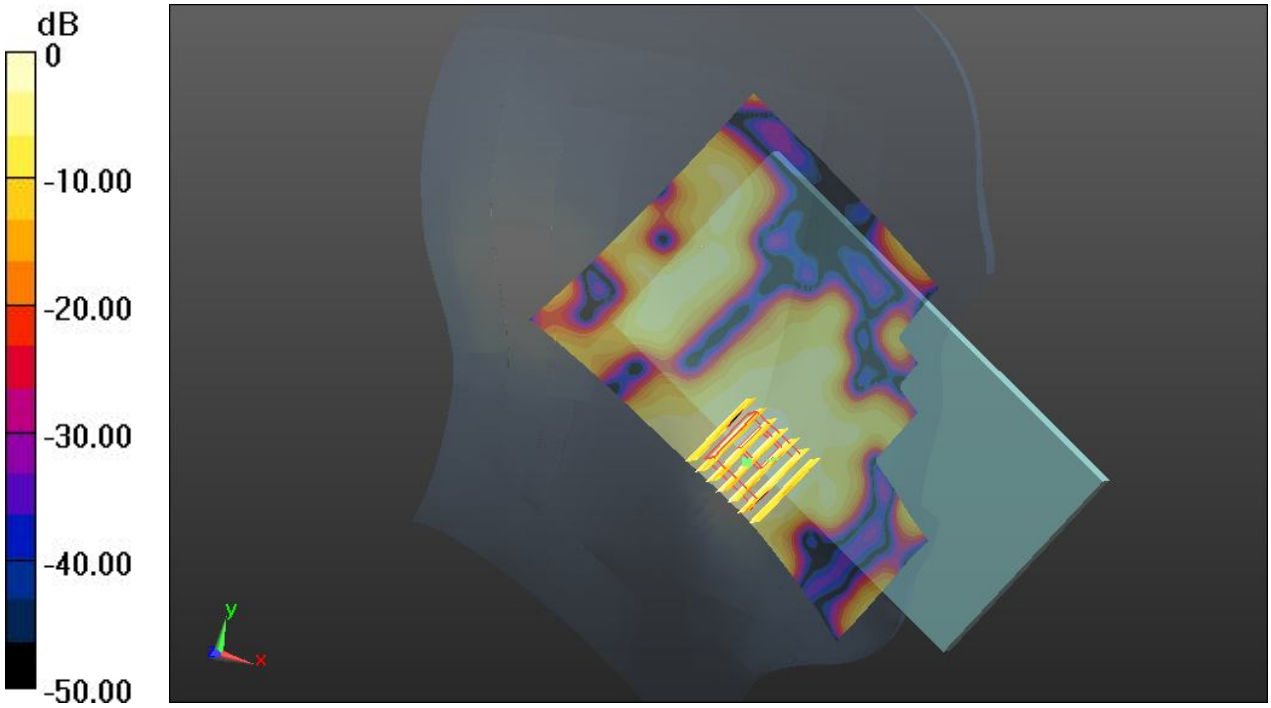

0 dB = 0.0122 W/kg

Test Laboratory: Sporton International Inc. SAR/HAC Testing Lab Date: 2014.01.15

#12 GSM850_GPRS(1 Tx slots)_Back_1cm_Ch251_Main Antenna

Communication System: UID 0, Generic GSM (0); Frequency: 848.8 MHz;Duty Cycle: 1:8.3
Medium: MSL_835_140115 Medium parameters used: f = 848.8 MHz; σ = 0.989 S/m; ε_r = 54.263; ρ = 1000 kg/m^3
Ambient Temperature：23.3 ℃; Liquid Temperature：22.7 ℃

DASY5 Configuration:
- Probe: EX3DV4 - SN3819; ConvF(9.54, 9.54, 9.54); Calibrated: 2013.11.27;
- Sensor-Surface: 2mm (Mechanical Surface Detection)
- Electronics: DAE4 Sn1303; Calibrated: 2013.11.22
- Phantom: SAM2; Type: QD000P40CD; Serial: TP:1671
- Measurement SW: DASY52, Version 52.8 (7); SEMCAD X Version 14.6.10 (7164)

Ch251/Area Scan (71x131x1): Interpolated grid: dx=15mm, dy=15mm
Maximum value of SAR (interpolated) = 0.821 W/kg

Ch251/Zoom Scan (5x5x7)/Cube 0: Measurement grid: dx=8mm, dy=8mm, dz=5mm
Reference Value = 5.126 V/m; Power Drift = -0.01 dB
Peak SAR (extrapolated) = 0.984 W/kg
SAR(1 g) = 0.631 W/kg; SAR(10 g) = 0.394 W/kg
Maximum value of SAR (measured) = 0.812 W/kg

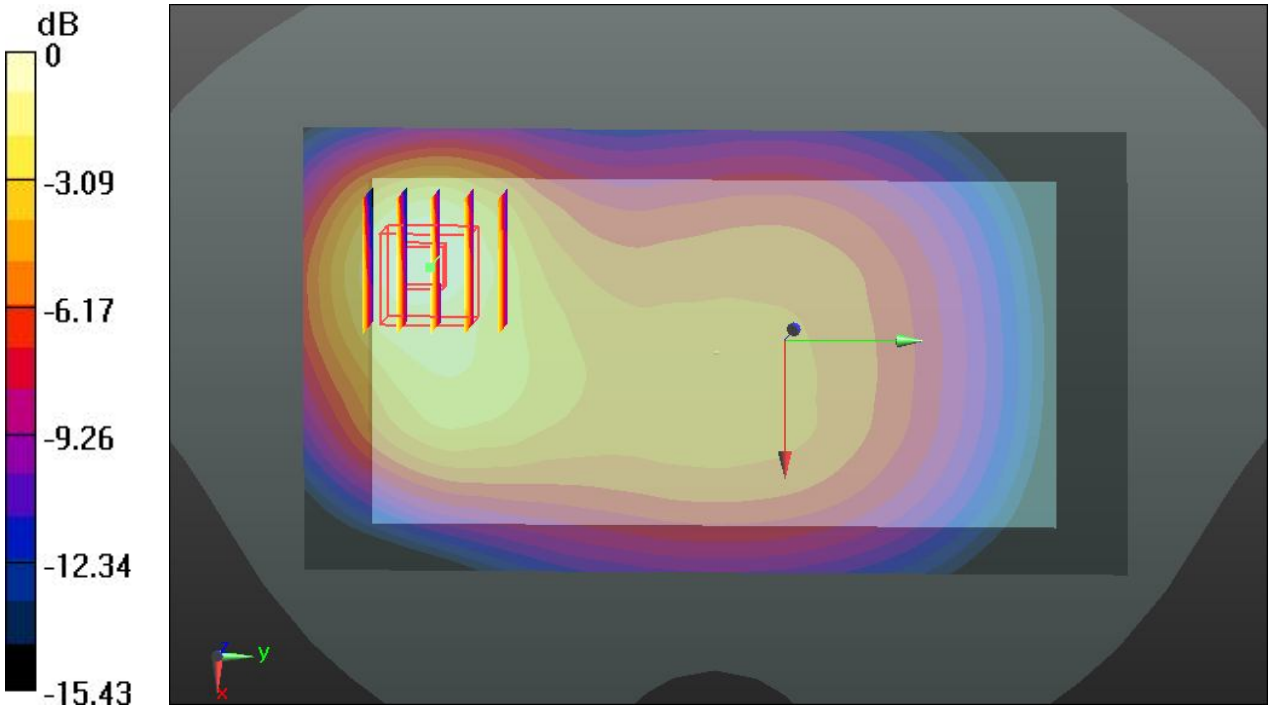

0 dB = 0.812 W/kg

Test Laboratory: Sporton International Inc. SAR/HAC Testing Lab Date: 2014.01.15

#13 GSM1900_GPRS(1 Tx slots)_Back_1cm_Ch810_Main Antenna

Communication System: UID 0, Generic GSM (0); Frequency: 1909.8 MHz;Duty Cycle: 1:8.3
Medium: MSL_1900_140115 Medium parameters used: f = 1909.8 MHz; σ = 1.544 S/m; ε_r = 54.586; ρ = 1000 kg/m^3
Ambient Temperature：23.5 ℃; Liquid Temperature：22.6 ℃

DASY5 Configuration:
- Probe: EX3DV4 - SN3819; ConvF(7.55, 7.55, 7.55); Calibrated: 2013.11.27;
- Sensor-Surface: 2mm (Mechanical Surface Detection)
- Electronics: DAE4 Sn1303; Calibrated: 2013.11.22
- Phantom: SAM1; Type: QD000P40CD; Serial: TP:1670
- Measurement SW: DASY52, Version 52.8 (7); SEMCAD X Version 14.6.10 (7164)

Ch810/Area Scan (71x131x1): Interpolated grid: dx=15mm, dy=15mm
Maximum value of SAR (interpolated) = 1.06 W/kg

Ch810/Zoom Scan (5x5x7)/Cube 0: Measurement grid: dx=8mm, dy=8mm, dz=5mm
Reference Value = 3.387 V/m; Power Drift = 0.07 dB
Peak SAR (extrapolated) = 1.26 W/kg
SAR(1 g) = 0.686 W/kg; SAR(10 g) = 0.353 W/kg
Maximum value of SAR (measured) = 0.985 W/kg

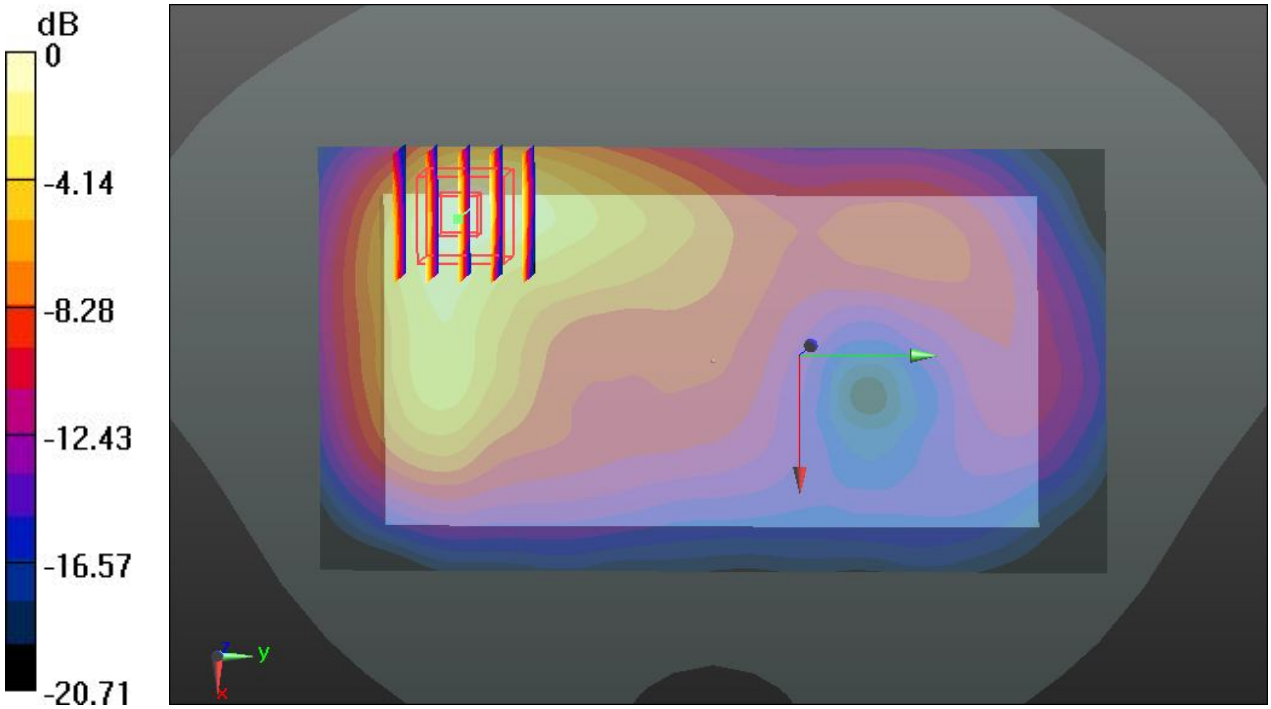

0 dB = 0.985 W/kg

Test Laboratory: Sporton International Inc. SAR/HAC Testing Lab Date: 2014.02.08

#14 GSM1900_GPRS(2 Tx slots)_Back_1cm_Ch810_Second Antenna

Communication System: UID 0, GPRS/EDGE10 (0); Frequency: 1909.8 MHz;Duty Cycle: 1:4.15
Medium: MSL_1900_140208 Medium parameters used: f = 1909.8 MHz; σ = 1.54 S/m; ε_r = 53.207; ρ = 1000 kg/m^3
Ambient Temperature：23.3 ℃; Liquid Temperature：22.8 ℃

DASY5 Configuration:
- Probe: EX3DV4 - SN3819; ConvF(7.55, 7.55, 7.55); Calibrated: 2013.11.27;
- Sensor-Surface: 2mm (Mechanical Surface Detection)
- Electronics: DAE4 Sn1303; Calibrated: 2013.11.22
- Phantom: SAM1; Type: QD000P40CD; Serial: TP:1670
- Measurement SW: DASY52, Version 52.8 (7); SEMCAD X Version 14.6.10 (7164)

Ch810/Area Scan (71x131x1): Interpolated grid: dx=15mm, dy=15mm
Maximum value of SAR (interpolated) = 0.619 W/kg

Ch810/Zoom Scan (5x5x7)/Cube 0: Measurement grid: dx=8mm, dy=8mm, dz=5mm
Reference Value = 1.908 V/m; Power Drift = -0.02 dB
Peak SAR (extrapolated) = 0.901 W/kg
SAR(1 g) = 0.510 W/kg; SAR(10 g) = 0.250 W/kg
Maximum value of SAR (measured) = 0.717 W/kg

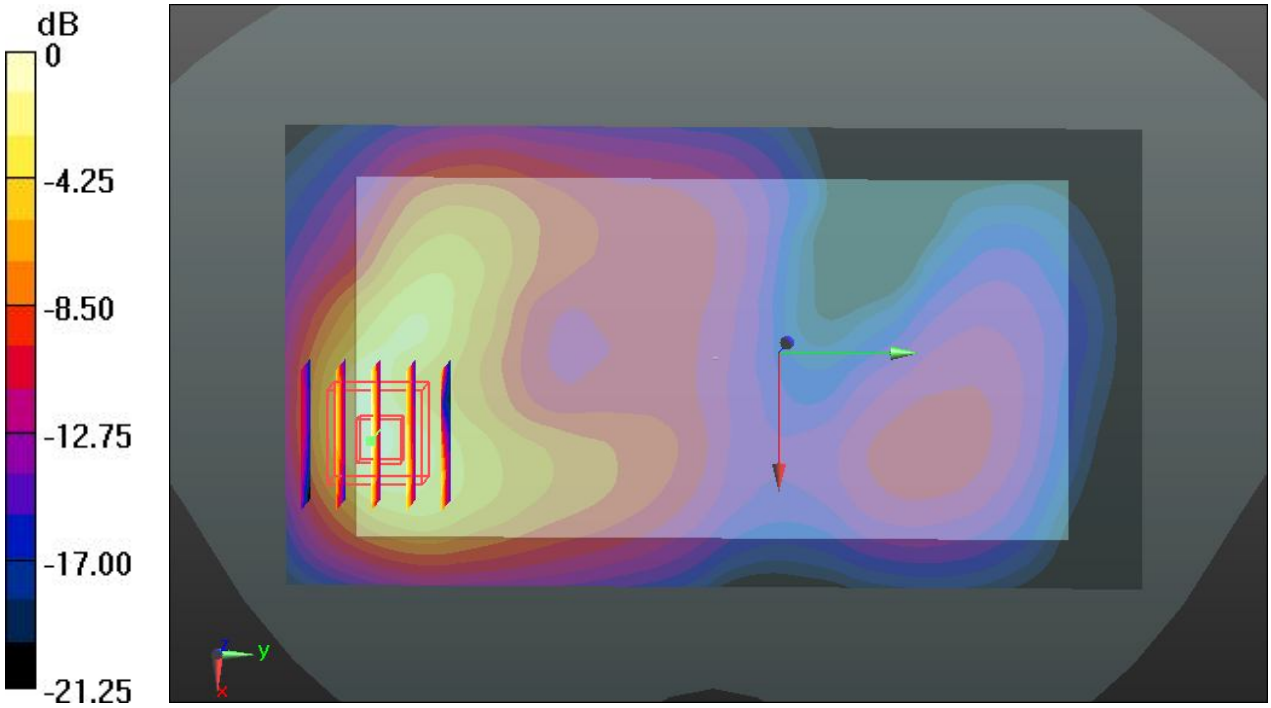

0 dB = 0.717 W/kg

Test Laboratory: Sporton International Inc. SAR/HAC Testing Lab Date: 2014.01.15

#15 WCDMA Band V_RMC 12.2K_Back_1cm_Ch4182_Main Antenna

Communication System: UID 0, UMTS (0); Frequency: 836.4 MHz;Duty Cycle: 1:1
Medium: MSL_835_140115 Medium parameters used: f = 836.4 MHz; σ = 0.978 S/m; ε_r = 54.371; ρ = 1000 kg/m^3
Ambient Temperature：23.3 ℃; Liquid Temperature：22.7 ℃

DASY5 Configuration:
- Probe: EX3DV4 - SN3819; ConvF(9.54, 9.54, 9.54); Calibrated: 2013.11.27;
- Sensor-Surface: 2mm (Mechanical Surface Detection)
- Electronics: DAE4 Sn1303; Calibrated: 2013.11.22
- Phantom: SAM2; Type: QD000P40CD; Serial: TP:1671
- Measurement SW: DASY52, Version 52.8 (7); SEMCAD X Version 14.6.10 (7164)

Ch4182/Area Scan (71x131x1): Interpolated grid: dx=15mm, dy=15mm
Maximum value of SAR (interpolated) = 0.612 W/kg

Ch4182/Zoom Scan (5x5x7)/Cube 0: Measurement grid: dx=8mm, dy=8mm, dz=5mm
Reference Value = 4.544 V/m; Power Drift = -0.05 dB
Peak SAR (extrapolated) = 0.736 W/kg
SAR(1 g) = 0.462 W/kg; SAR(10 g) = 0.288 W/kg
Maximum value of SAR (measured) = 0.609 W/kg

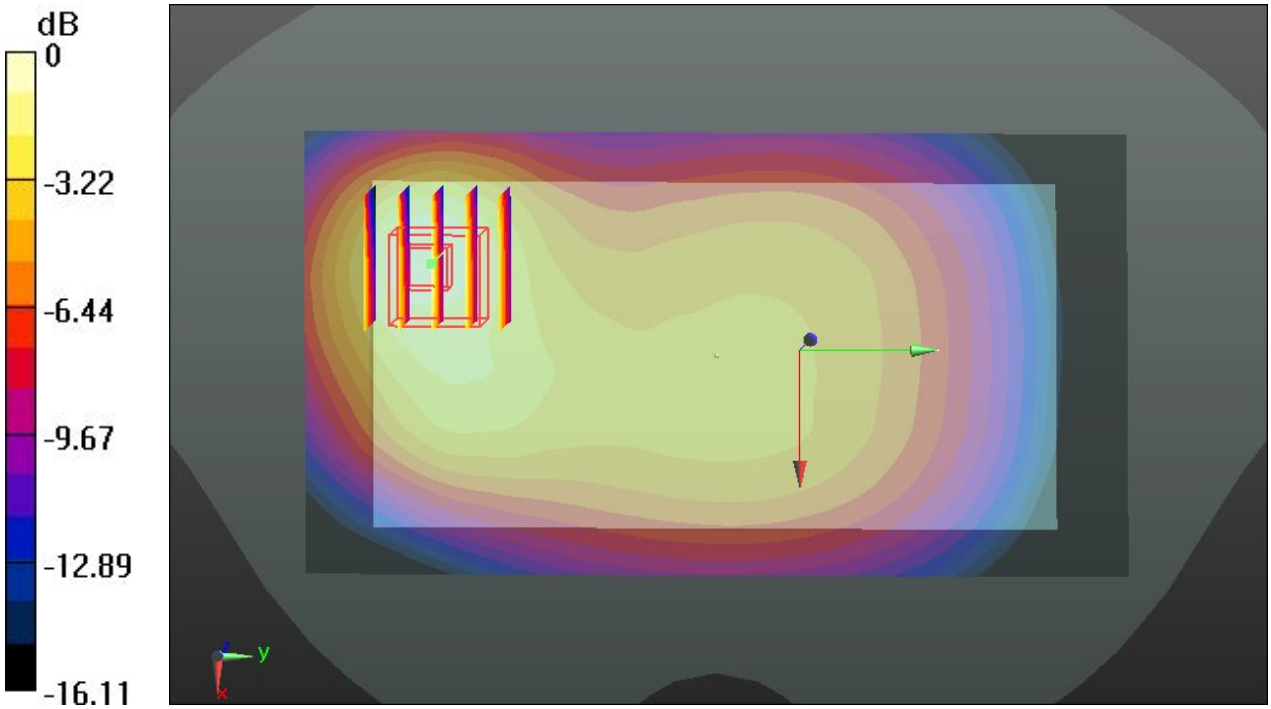

0 dB = 0.609 W/kg

Test Laboratory: Sporton International Inc. SAR/HAC Testing Lab Date: 2014.01.15

#16 WCDMA Band II_RMC 12.2K_Back_1cm_Ch9262_Main Antenna

Communication System: UID 0, UMTS (0); Frequency: 1852.4 MHz;Duty Cycle: 1:1
Medium: MSL_1900_140115 Medium parameters used: f = 1852.4 MHz; σ = 1.471 S/m; ε_r = 54.836; ρ = 1000 kg/m^3
Ambient Temperature：23.5 ℃; Liquid Temperature：22.6 ℃

DASY5 Configuration:
- Probe: EX3DV4 - SN3819; ConvF(7.55, 7.55, 7.55); Calibrated: 2013.11.27;
- Sensor-Surface: 2mm (Mechanical Surface Detection)
- Electronics: DAE4 Sn1303; Calibrated: 2013.11.22
- Phantom: SAM1; Type: QD000P40CD; Serial: TP:1670
- Measurement SW: DASY52, Version 52.8 (7); SEMCAD X Version 14.6.10 (7164)

Ch9262/Area Scan (71x131x1): Interpolated grid: dx=15mm, dy=15mm
Maximum value of SAR (interpolated) = 1.52 W/kg

Ch9262/Zoom Scan (5x5x7)/Cube 0: Measurement grid: dx=8mm, dy=8mm, dz=5mm
Reference Value = 4.062 V/m; Power Drift = -0.02 dB
Peak SAR (extrapolated) = 1.80 W/kg
SAR(1 g) = 1.000 W/kg; SAR(10 g) = 0.524 W/kg
Maximum value of SAR (measured) = 1.41 W/kg

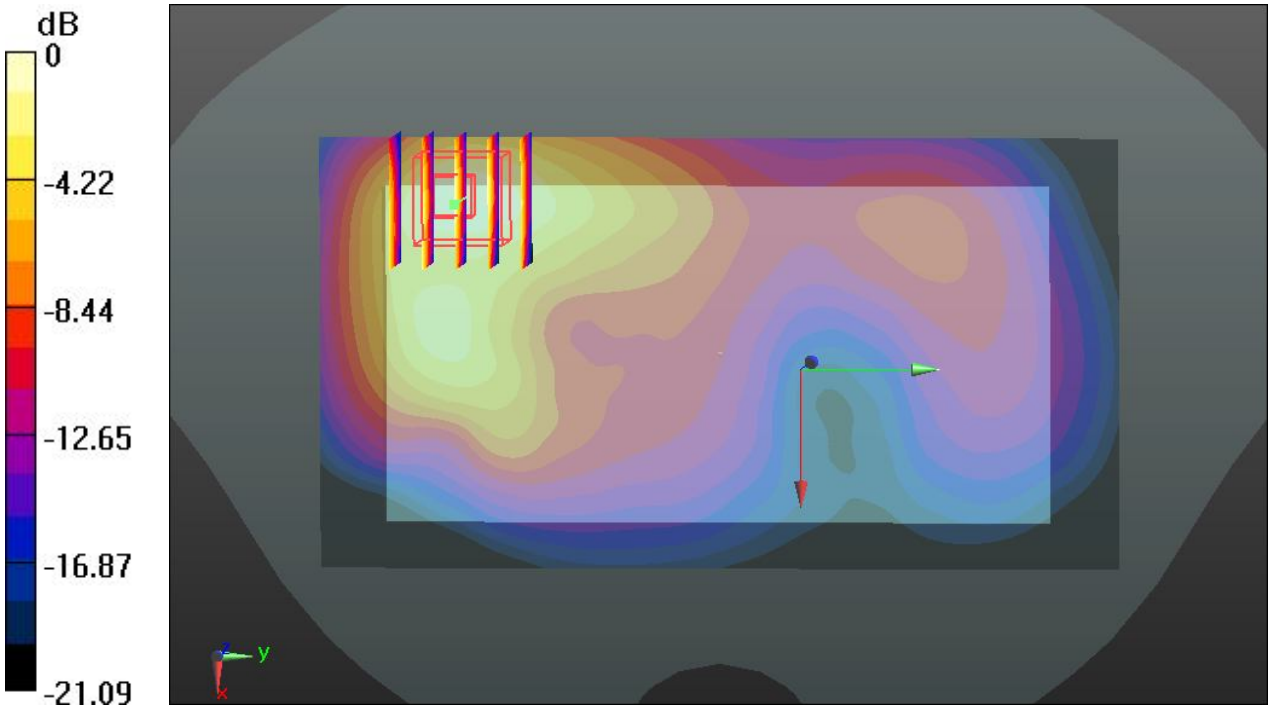

0 dB = 1.41 W/kg

Test Laboratory: Sporton International Inc. SAR/HAC Testing Lab Date: 2014.02.09

#17 WLAN 2.4GHz_802.11b 1Mbps_Back_1cm_Ch11

Communication System: UID 0, WIFI (0); Frequency: 2462 MHz;Duty Cycle: 1:1
Medium: MSL_2450_140209 Medium parameters used: f = 2462 MHz; σ = 1.964 S/m; ε_r = 51.623; ρ = 1000 kg/m^3
Ambient Temperature：23.5 ℃; Liquid Temperature：22.7 ℃

DASY5 Configuration:
- Probe: EX3DV4 - SN3819; ConvF(7.07, 7.07, 7.07); Calibrated: 2013.11.27;
- Sensor-Surface: 2mm (Mechanical Surface Detection)
- Electronics: DAE4 Sn1303; Calibrated: 2013.11.22
- Phantom: SAM1; Type: QD000P40CD; Serial: TP:1670
- Measurement SW: DASY52, Version 52.8 (7); SEMCAD X Version 14.6.10 (7164)

Ch11/Area Scan (91x161x1): Interpolated grid: dx=12mm, dy=12mm
Maximum value of SAR (interpolated) = 0.272 W/kg

Ch11/Zoom Scan (7x7x7)/Cube 0: Measurement grid: dx=5mm, dy=5mm, dz=5mm
Reference Value = 1.089 V/m; Power Drift = 0.03 dB
Peak SAR (extrapolated) = 0.399 W/kg
SAR(1 g) = 0.185 W/kg; SAR(10 g) = 0.085 W/kg
Maximum value of SAR (measured) = 0.277 W/kg

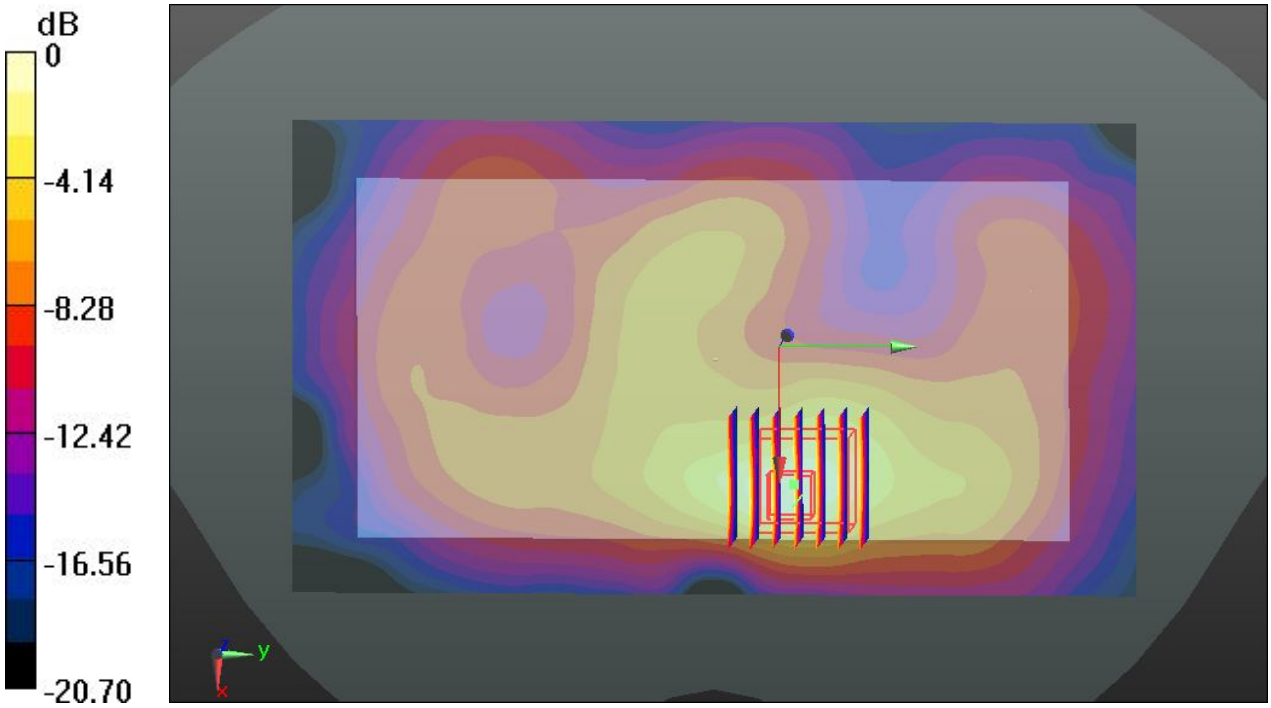

0 dB = 0.277 W/kg

Test Laboratory: Sporton International Inc. SAR/HAC Testing Lab Date: 2014.02.10

#18 WLAN 5.8GHz_802.11n-HT40 MCS0_Back_1cm_Ch159

Communication System: UID 0, WIFI (0); Frequency: 5795 MHz;Duty Cycle: 1:1
Medium: MSL_5800_140210 Medium parameters used: f = 5795 MHz; σ = 5.854 S/m; ε_r = 47.006; ρ = 1000 kg/m^3
Ambient Temperature：23.6 ℃; Liquid Temperature：22.8 ℃

DASY5 Configuration:
- Probe: EX3DV4 - SN3819; ConvF(4.02, 4.02, 4.02); Calibrated: 2013.11.27;
- Sensor-Surface: 1.4mm (Mechanical Surface Detection)
- Electronics: DAE4 Sn1303; Calibrated: 2013.11.22
- Phantom: SAM2; Type: QD000P40CD; Serial: TP:1671
- Measurement SW: DASY52, Version 52.8 (7); SEMCAD X Version 14.6.10 (7164)

Ch159/Area Scan (111x181x1): Interpolated grid: dx=10mm, dy=10mm
Maximum value of SAR (interpolated) = 0.286 W/kg

Ch159/Zoom Scan (7x7x7)/Cube 0: Measurement grid: dx=4mm, dy=4mm, dz=1.4mm
Reference Value = 0.206 V/m; Power Drift = 0.02 dB
Peak SAR (extrapolated) = 0.503 W/kg
SAR(1 g) = 0.116 W/kg; SAR(10 g) = 0.037 W/kg
Maximum value of SAR (measured) = 0.301 W/kg

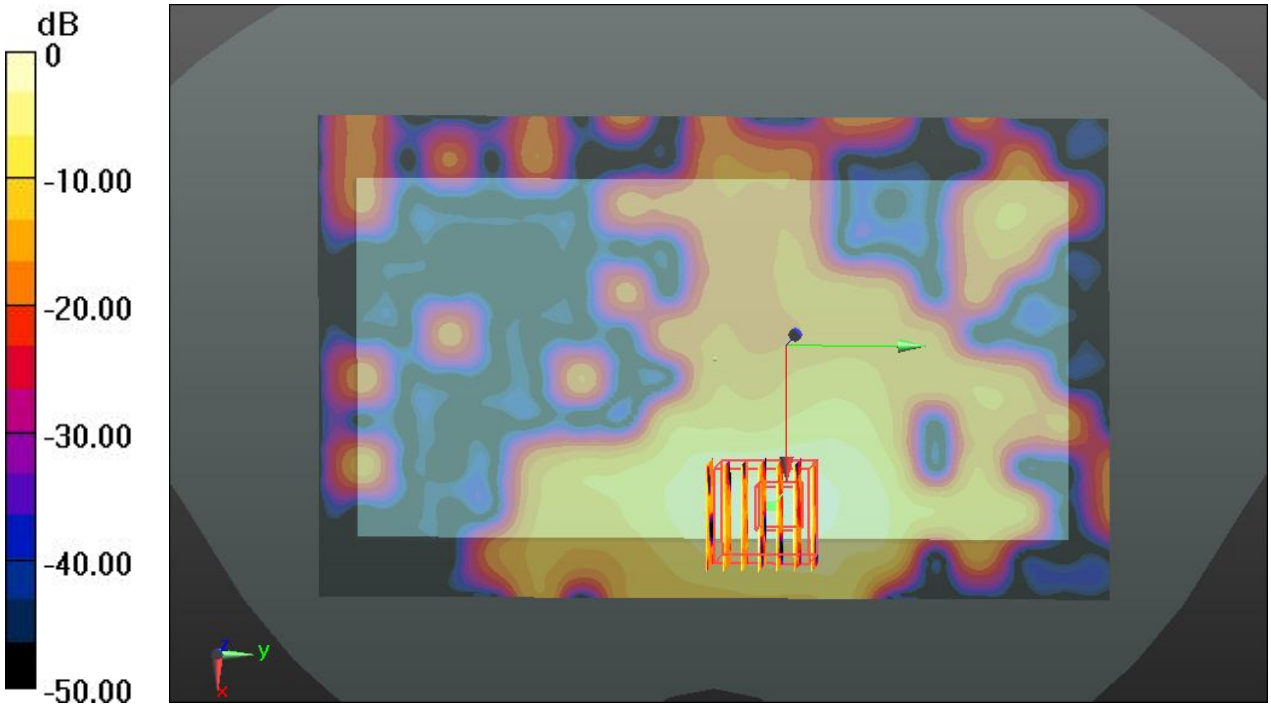

0 dB = 0.301 W/kg

Test Laboratory: Sporton International Inc. SAR/HAC Testing Lab Date: 2014.02.09

#19 Bluetooth_DH5_Back_1cm_Ch00

Communication System: UID 0, Bluetooth (0); Frequency: 2402 MHz;Duty Cycle: 1:1.2
Medium: MSL_2450_140209 Medium parameters used: f = 2402 MHz; σ = 1.885 S/m; ε_r = 51.834; ρ = 1000 kg/m^3
Ambient Temperature：23.5 ℃; Liquid Temperature：22.7 ℃

DASY5 Configuration:
- Probe: EX3DV4 - SN3819; ConvF(7.07, 7.07, 7.07); Calibrated: 2013.11.27;
- Sensor-Surface: 2mm (Mechanical Surface Detection)
- Electronics: DAE4 Sn1303; Calibrated: 2013.11.22
- Phantom: SAM1; Type: QD000P40CD; Serial: TP:1670
- Measurement SW: DASY52, Version 52.8 (7); SEMCAD X Version 14.6.10 (7164)

Ch0/Area Scan (91x161x1): Interpolated grid: dx=12mm, dy=12mm
Maximum value of SAR (interpolated) = 0.0297 W/kg

Ch0/Zoom Scan (7x7x7)/Cube 0: Measurement grid: dx=5mm, dy=5mm, dz=5mm
Reference Value = 0.300 V/m; Power Drift = 0.13 dB
Peak SAR (extrapolated) = 0.0400 W/kg
SAR(1 g) = 0.020 W/kg; SAR(10 g) = 0.00914 W/kg
Maximum value of SAR (measured) = 0.0292 W/kg

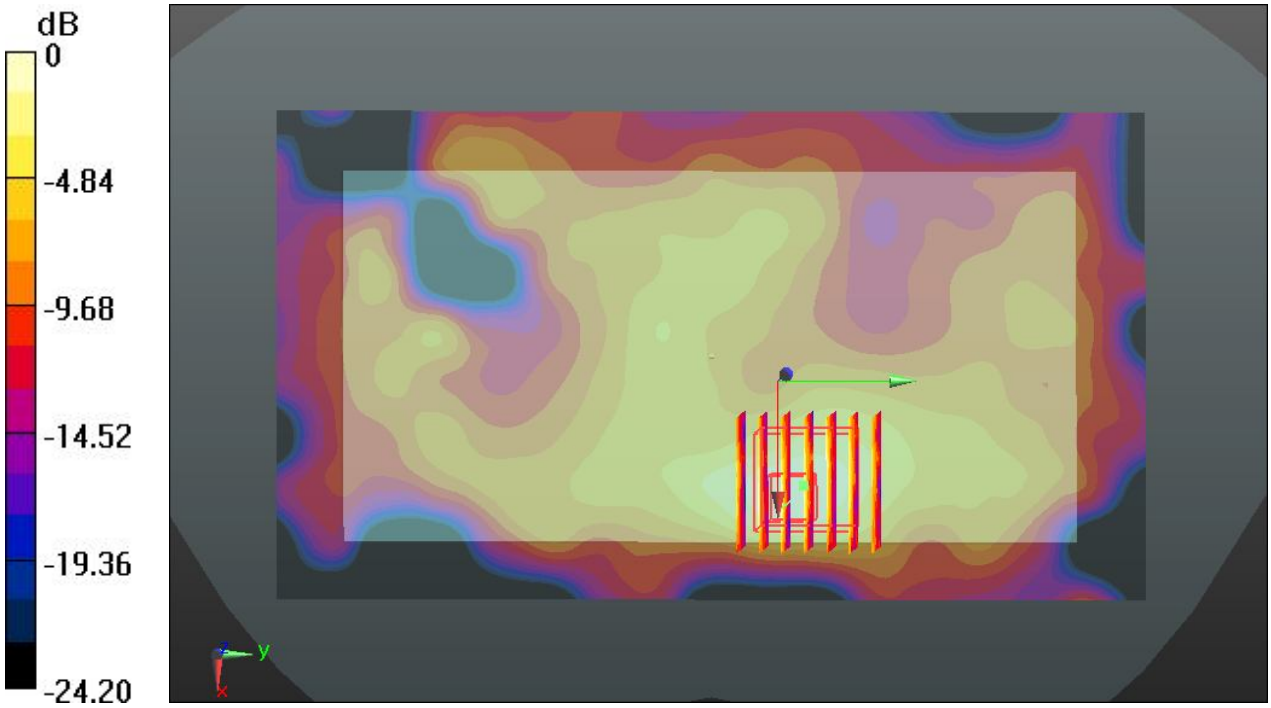

0 dB = 0.0292 W/kg

Test Laboratory: Sporton International Inc. SAR/HAC Testing Lab Date: 2014.02.10

#20 WLAN 5.2GHz_802.11a 6Mbps_Back_1cm_Ch44

Communication System: UID 0, WIFI (0); Frequency: 5220 MHz;Duty Cycle: 1:1
Medium: MSL_5200_140210 Medium parameters used: f = 5220 MHz; σ = 5.17 S/m; ε_r = 48.112; ρ = 1000 kg/m^3
Ambient Temperature：23.6 ℃; Liquid Temperature：22.7 ℃

DASY5 Configuration:
- Probe: EX3DV4 - SN3819; ConvF(4.61, 4.61, 4.61); Calibrated: 2013.11.27;
- Sensor-Surface: 1.4mm (Mechanical Surface Detection)
- Electronics: DAE4 Sn1303; Calibrated: 2013.11.22
- Phantom: SAM2; Type: QD000P40CD; Serial: TP:1671
- Measurement SW: DASY52, Version 52.8 (7); SEMCAD X Version 14.6.10 (7164)

Ch44/Area Scan (111x181x1): Interpolated grid: dx=10mm, dy=10mm
Maximum value of SAR (interpolated) = 0.155 W/kg

Ch44/Zoom Scan (7x7x7)/Cube 0: Measurement grid: dx=4mm, dy=4mm, dz=1.4mm
Reference Value = 0.407 V/m; Power Drift = -0.09 dB
Peak SAR (extrapolated) = 0.565 W/kg
SAR(1 g) = 0.065 W/kg; SAR(10 g) = 0.018 W/kg
Maximum value of SAR (measured) = 0.159 W/kg

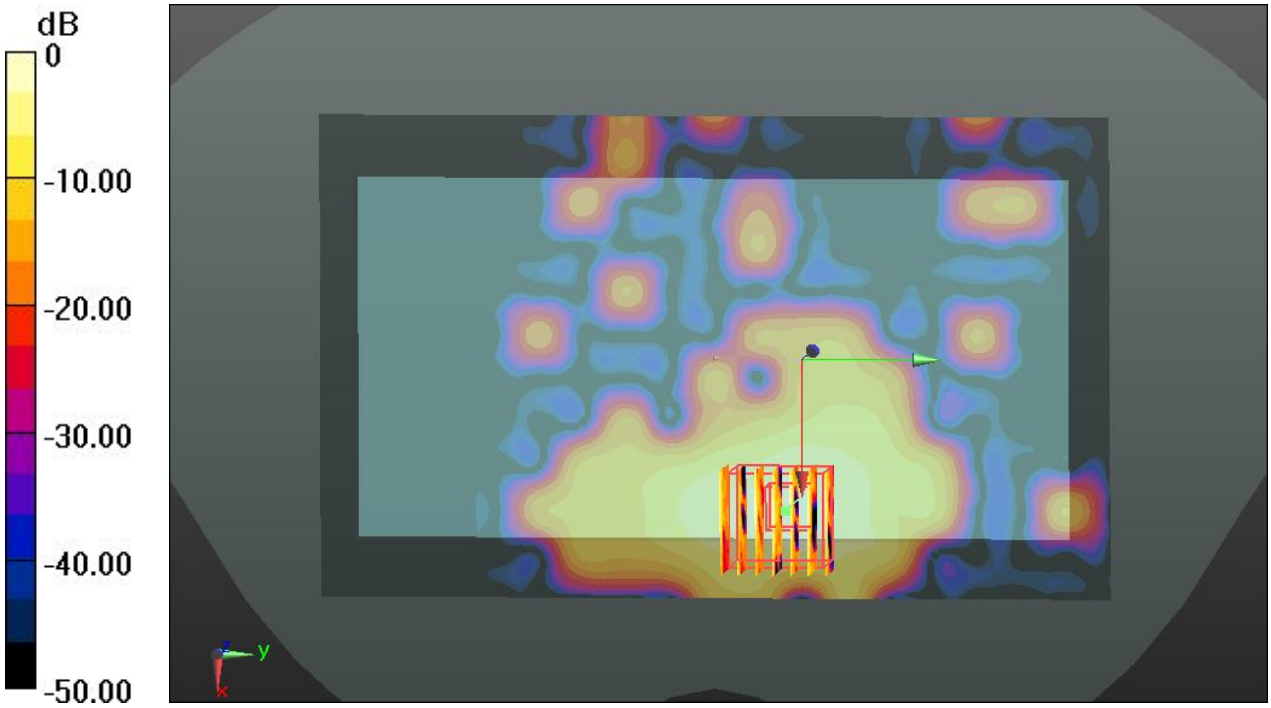

0 dB = 0.159 W/kg

Test Laboratory: Sporton International Inc. SAR/HAC Testing Lab Date: 2014.02.10

#21 WLAN 5.3GHz_802.11a 6Mbps_Back_1cm_Ch60

Communication System: UID 0, WIFI (0); Frequency: 5300 MHz;Duty Cycle: 1:1
Medium: MSL_5300_140210 Medium parameters used: f = 5300 MHz; σ = 5.251 S/m; ε_r = 47.988; ρ = 1000 kg/m^3
Ambient Temperature：23.6 ℃; Liquid Temperature：22.8 ℃

DASY5 Configuration:
- Probe: EX3DV4 - SN3819; ConvF(4.34, 4.34, 4.34); Calibrated: 2013.11.27;
- Sensor-Surface: 1.4mm (Mechanical Surface Detection)
- Electronics: DAE4 Sn1303; Calibrated: 2013.11.22
- Phantom: SAM2; Type: QD000P40CD; Serial: TP:1671
- Measurement SW: DASY52, Version 52.8 (7); SEMCAD X Version 14.6.10 (7164)

Ch60/Area Scan (111x181x1): Interpolated grid: dx=10mm, dy=10mm
Maximum value of SAR (interpolated) = 0.0261 W/kg

Ch60/Zoom Scan (7x7x7)/Cube 0: Measurement grid: dx=4mm, dy=4mm, dz=1.4mm
Reference Value = 0.514 V/m; Power Drift = -0.08 dB
Peak SAR (extrapolated) = 0.142 W/kg
SAR(1 g) = 0.00777 W/kg; SAR(10 g) = 0.00125 W/kg
Maximum value of SAR (measured) = 0.0231 W/kg

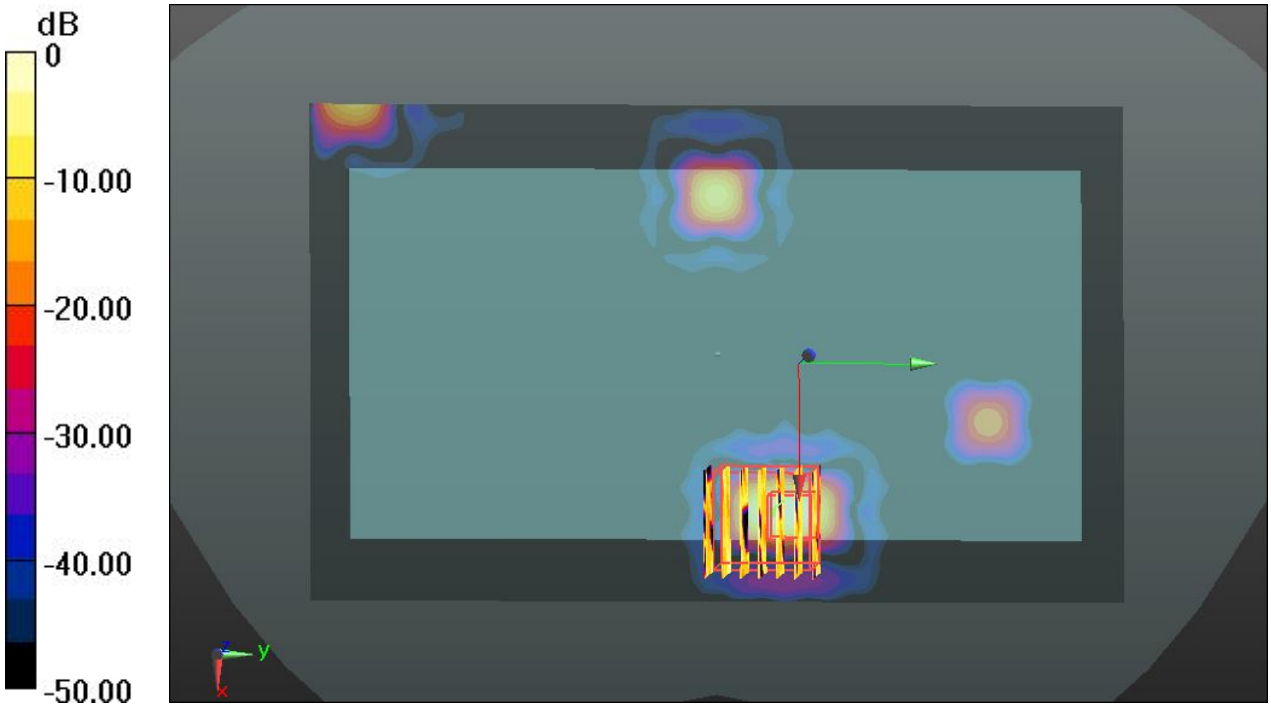

0 dB = 0.0231 W/kg

Test Laboratory: Sporton International Inc. SAR/HAC Testing Lab Date: 2014.02.10

#22 WLAN 5.5GHz_802.11a 6Mbps_Back_1cm_Ch136

Communication System: UID 0, WIFI (0); Frequency: 5680 MHz;Duty Cycle: 1:1
Medium: MSL_5600_140210 Medium parameters used: f = 5680 MHz; σ = 5.714 S/m; ε_r = 47.217; ρ = 1000 kg/m^3
Ambient Temperature：23.6 ℃; Liquid Temperature：22.7 ℃

DASY5 Configuration:
- Probe: EX3DV4 - SN3819; ConvF(3.89, 3.89, 3.89); Calibrated: 2013.11.27;
- Sensor-Surface: 1.4mm (Mechanical Surface Detection)
- Electronics: DAE4 Sn1303; Calibrated: 2013.11.22
- Phantom: SAM2; Type: QD000P40CD; Serial: TP:1671
- Measurement SW: DASY52, Version 52.8 (7); SEMCAD X Version 14.6.10 (7164)

Ch136/Area Scan (111x181x1): Interpolated grid: dx=10mm, dy=10mm
Maximum value of SAR (interpolated) = 0.355 W/kg

Ch136/Zoom Scan (7x7x7)/Cube 0: Measurement grid: dx=4mm, dy=4mm, dz=1.4mm
Reference Value = 0.659 V/m; Power Drift = 0.06 dB
Peak SAR (extrapolated) = 0.598 W/kg
SAR(1 g) = 0.144 W/kg; SAR(10 g) = 0.051 W/kg
Maximum value of SAR (measured) = 0.346 W/kg

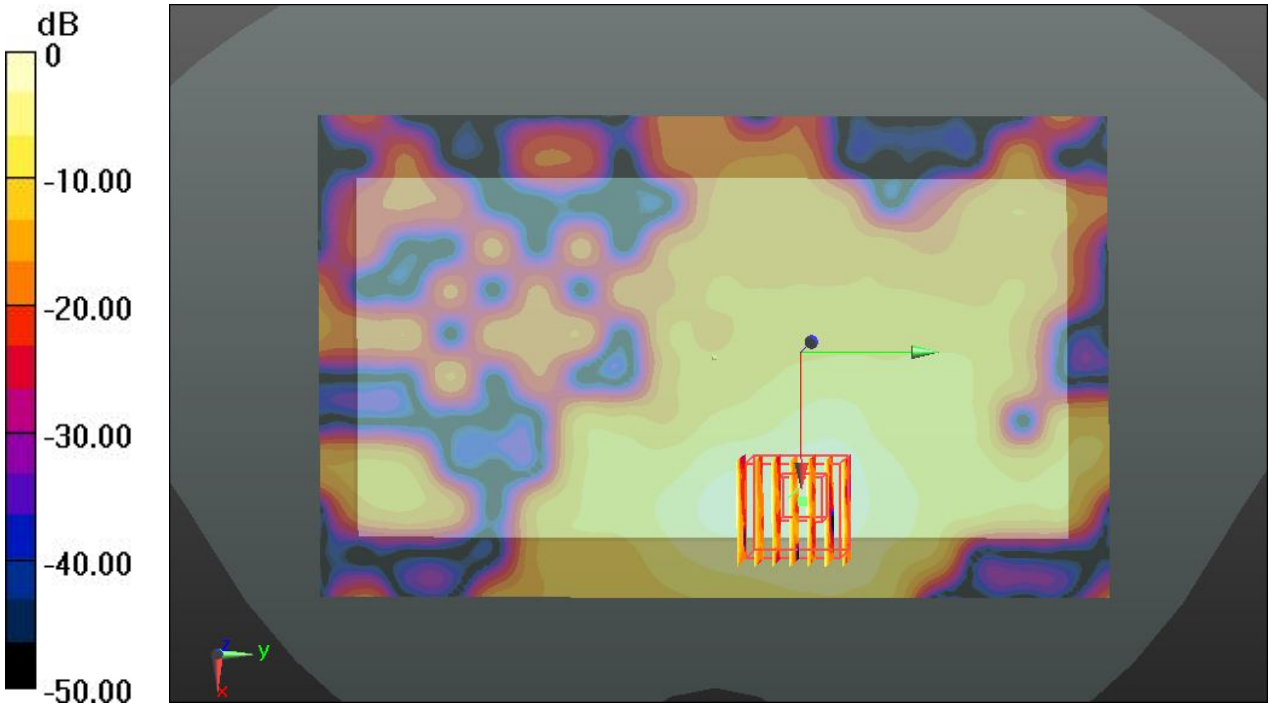

0 dB = 0.346 W/kg