# ATTACHMENT O – SAR TEST DATA

© 2000 PCTEST Lab

## AMPS Head SAR

File : c:/idx3/SYSTEM/SARMEAS3/data/Normal/00102406_ZOOM.VLT
Start : 24-Oct-100 11:41:46 am  End : 24-Oct-100 11:52:40 am

Radio Type : SAMSUNG
Model Number : SCH-T300
Serial Number : 03
Frequency : 824.04 MHz
Peak Trans. Pwr : 0.500 W
Start Trans. Pwr: 0.500 W
Antenna Type : Helical
Antenna Posn. : In
Phantom Type : Head
Phantom Posn. : Left Ear
Scan Type : ZOOM/SAR
Probe Name : PCTEST
Field Type : E Field
Orientation : 0 Degrees

Mixture Type = Brain
Mixture Dielectric Constant = 43.400
Mixture Conductivity = 0.900

Comment :
SAMSUNG TRI-MODE PHONE - AMPS MODE
CHAN 0991 Conducted 27.0 dBm
SAMSUNG TRI-MODE PHONE

Robot : PCTEST

Probe Offset = 0.25 cm
Sensor Factor = 0.0108
Conversion Factor = 0.788

PCTEST Amplifier Channel Settings : 0.166 0.135 0.132

Max Location : X = 1.750, Y = -4.750, Z = 0.000 (cm) Value = 11.895

Measured Values (volts) =

| | | | | | |
|---|---|---|---|---|---|
| 1.183E-002 | 9.849E-003 | 8.416E-003 | 6.881E-003 | 5.474E-003 | 4.125E-003 |
| 3.057E-003 | 2.337E-003 | 2.050E-003 | 2.093E-003 | 2.433E-003 | 2.879E-003 |
| 3.293E-003 | 3.282E-003 | 2.764E-003 | 1.832E-003 | 1.503E-003 | 6.242E-004 |
| 5.210E-004 | 4.638E-004 | 4.008E-004 | | | |

Calc. Voltage @ Surface (Vs) = 0.0140

Voltage @ 1.00 cm (Vt) = 0.0069

Ave. Voltage (Vs+Vt)/2 = 0.0104

Ave. SAR over 1 g (mW/g) = 0.7624

SAR Scan
File : 00102406_ZOOM
Start : 24-Oct-100 11:41:46 am  End : 24-Oct-100 11:52:40 am
SAMSUNG/SCH-T300/03;824.04MHz;W;Helical/In;
Head/Left Ear;ZOOM/SAR;PCTEST/E Field/0 DegreesBrain/43.400/0.900

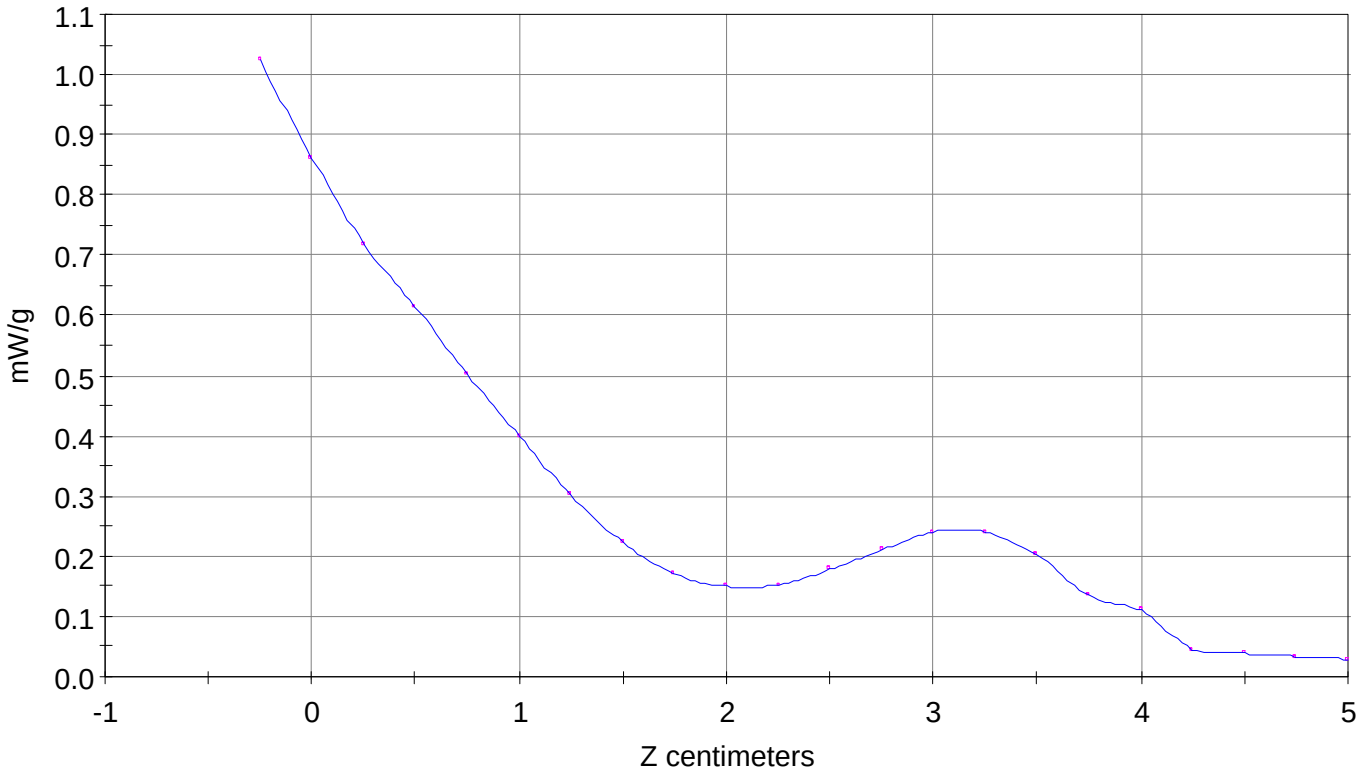

File : 00102406_ZOOM
Start : 24-Oct-100 11:41:46 am  End : 24-Oct-100 11:52:40 am
SAMSUNG/SCH-T300/03;824.04MHz;W;Helical/In;
Head/Left Ear;ZOOM/SAR;PCTEST/E Field/0 DegreesBrain/43.400/0.900

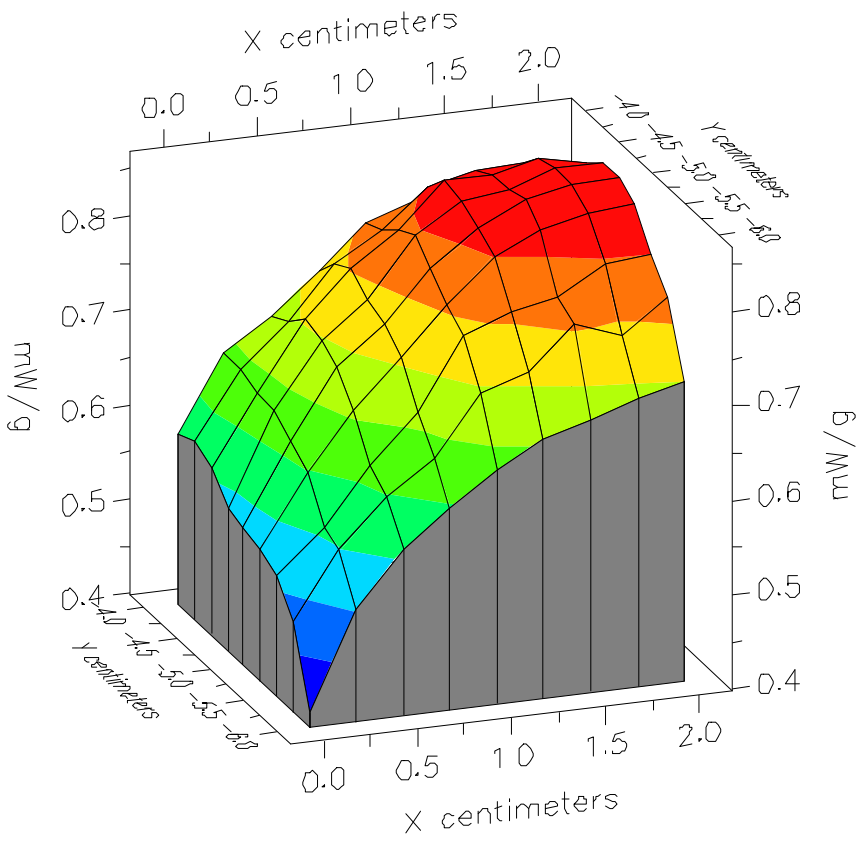


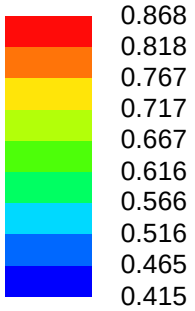

File : 00102406_ZOOM
Start : 24-Oct-100 11:41:46 am  End : 24-Oct-100 11:52:40 am
SAMSUNG/SCH-T300/03;824.04MHz;W;Helical/In;
Head/Left Ear;ZOOM/SAR;PCTEST/E Field/0 DegreesBrain/43.400/0.900

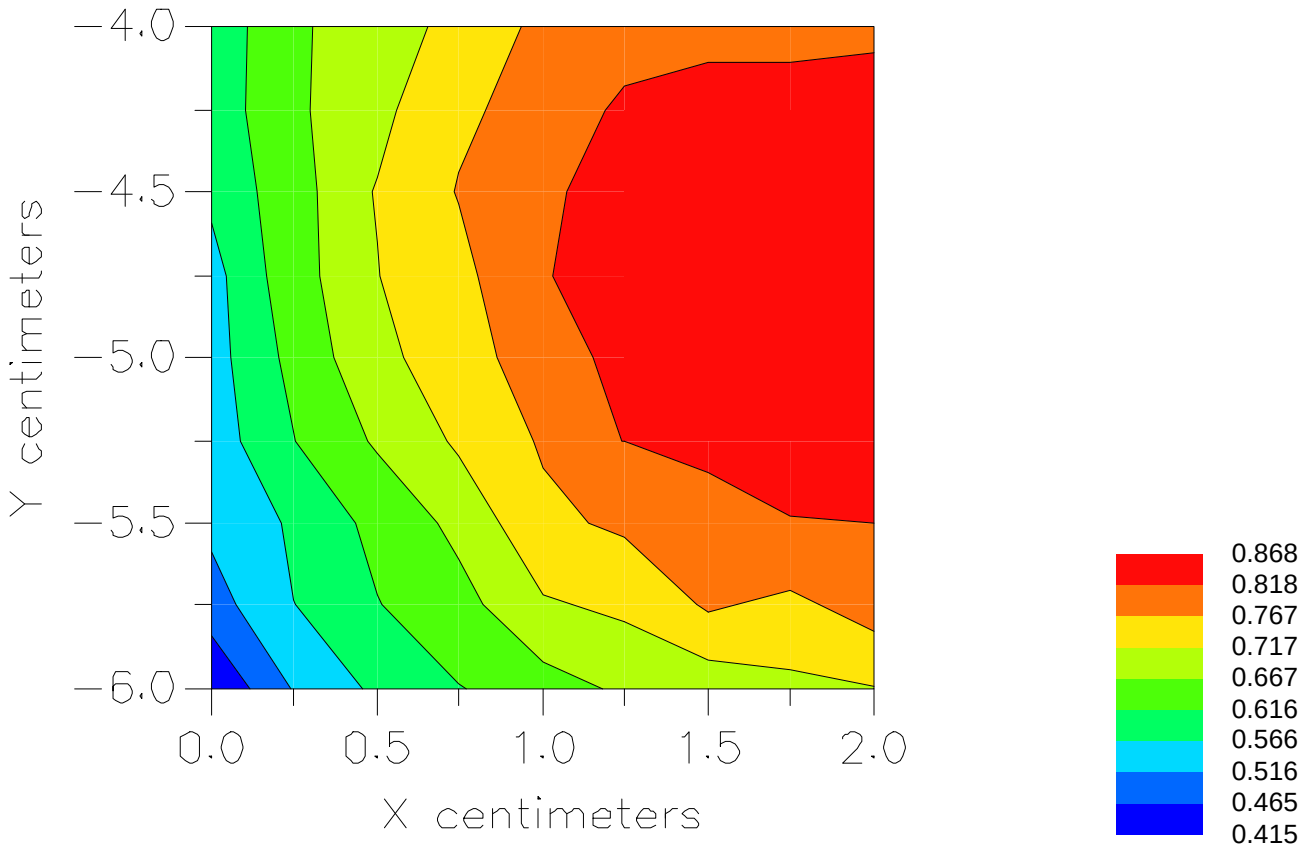

File : c:/idx3/SYSTEM/SARMEAS3/data/Normal/00102408_ZOOM.VLT
Start : 24-Oct-100 11:59:19 am  End : 24-Oct-100 12:09:22 pm

Radio Type : SAMSUNG
Model Number : SCH-T300
Serial Number : 03
Frequency : 824.04 MHz
Peak Trans. Pwr : 0.500 W
Start Trans. Pwr: 0.500 W
Antenna Type : Helical
Antenna Posn. : Out
Phantom Type : Head
Phantom Posn. : Left Ear
Scan Type : ZOOM/SAR
Probe Name : PCTEST
Field Type : E Field
Orientation : 0 Degrees

Mixture Type = Brain
Mixture Dielectric Constant = 43.400
Mixture Conductivity = 0.900

Comment :
SAMSUNG TRI-MODE PHONE - AMPS MODE
CHAN 0991 Conducted 27.0 dBm
SAMSUNG TRI-MODE PHONE

Robot : PCTEST

Probe Offset = 0.25 cm
Sensor Factor = 0.0108
Conversion Factor = 0.788

PCTEST Amplifier Channel Settings : 0.166 0.135 0.132

Max Location : X = 2.000, Y = -5.000, Z = 0.000 (cm) Value = 13.074

Measured Values (volts) =

| | | | | | |
|---|---|---|---|---|---|
| 1.299E-002 | 1.041E-002 | 8.668E-003 | 7.001E-003 | 5.366E-003 | 4.015E-003 |
| 3.147E-003 | 2.599E-003 | 2.468E-003 | 2.692E-003 | 3.132E-003 | 3.577E-003 |
| 3.793E-003 | 3.532E-003 | 2.774E-003 | 2.536E-003 | 1.164E-003 | 9.417E-004 |
| 7.906E-004 | 6.687E-004 | 6.252E-004 | | | |

Calc. Voltage @ Surface (Vs) = 0.0159

Voltage @ 1.00 cm (Vt) = 0.0070

Ave. Voltage (Vs+Vt)/2 = 0.0115

Ave. SAR over 1 g (mW/g) = 0.8356

File : 00102408_ZOOM
Start : 24-Oct-100 11:59:19 am  End : 24-Oct-100 12:09:22 pm
SAMSUNG/SCH-T300/03;824.04MHz;W;Helical/Out;
Head/Left Ear;ZOOM/SAR;PCTEST/E Field/0 DegreesBrain/43.400/0.900

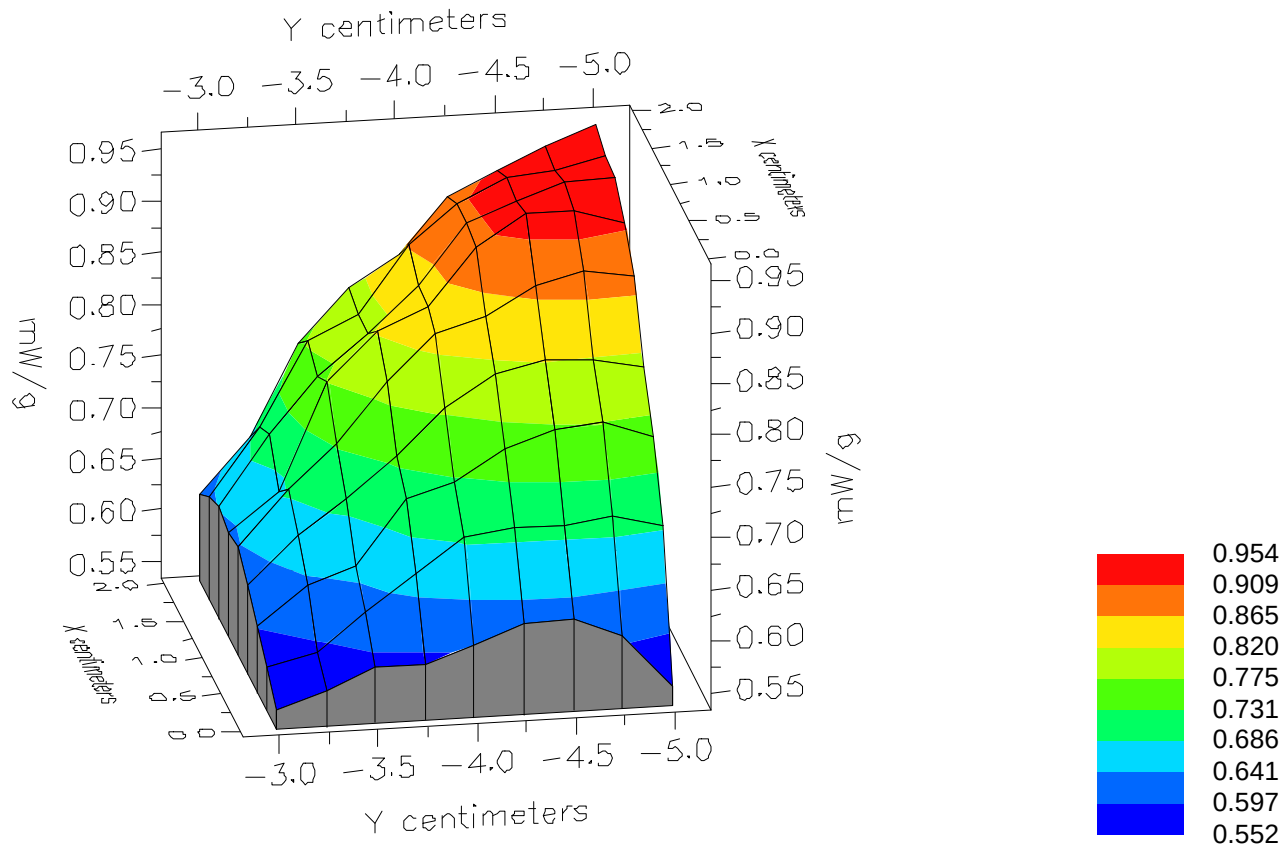

File : 00102408_ZOOM
Start : 24-Oct-100 11:59:19 am  End : 24-Oct-100 12:09:22 pm
SAMSUNG/SCH-T300/03;824.04MHz;W;Helical/Out;
Head/Left Ear;ZOOM/SAR;PCTEST/E Field/0 DegreesBrain/43.400/0.900

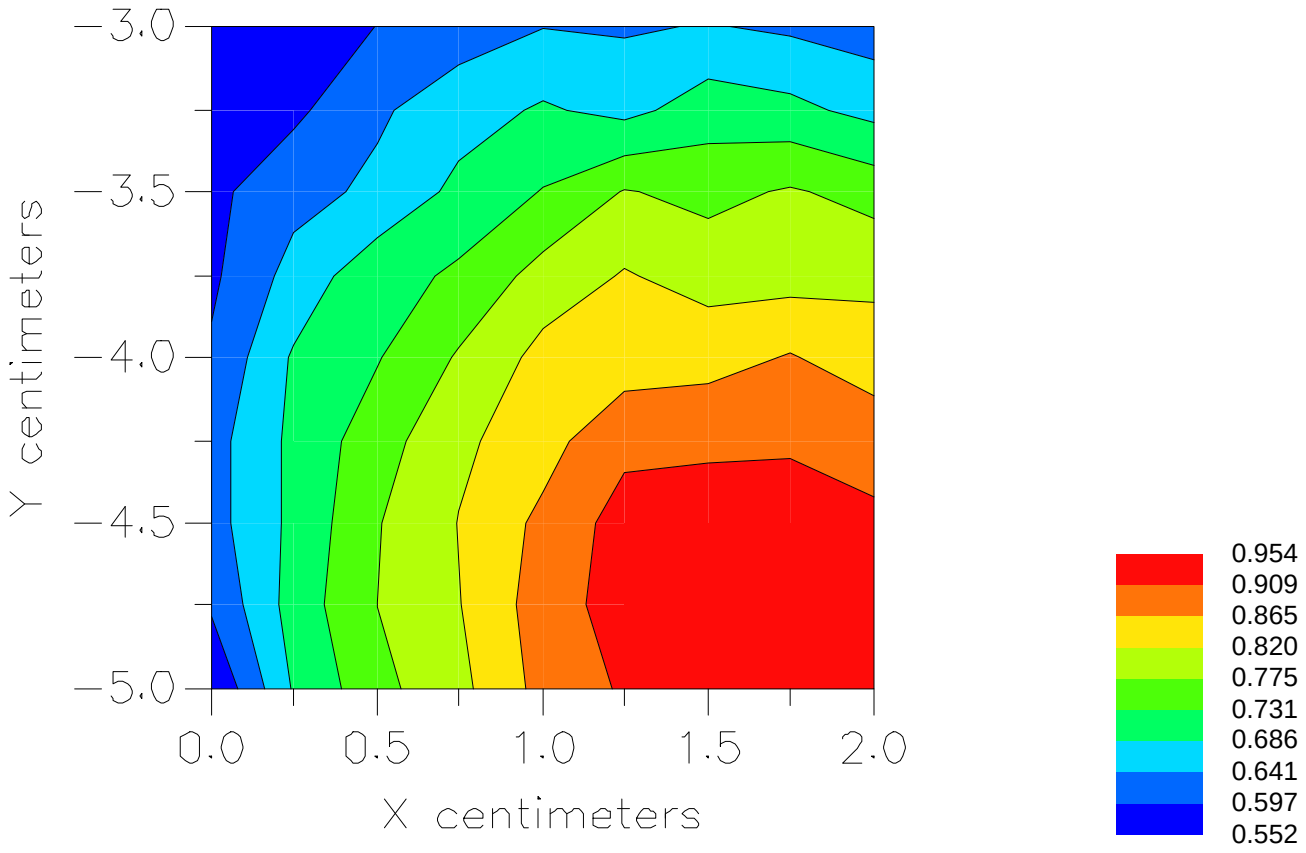

File : c:/idx3/SYSTEM/SARMEAS3/data/Normal/00102531_ZOOM.VLT
Start : 25-Oct-100 05:19:24 pm  End : 25-Oct-100 05:30:27 pm

Radio Type : SAMSUNG
Model Number : SCH-T300
Serial Number : 03
Frequency : 836.49 MHz
Peak Trans. Pwr : 0.500 W
Start Trans. Pwr: 0.500 W
Antenna Type : Helical
Antenna Posn. : In
Phantom Type : Head
Phantom Posn. : Left Ear
Scan Type : ZOOM/SAR
Probe Name : PCTEST
Field Type : E Field
Orientation : 0 Degrees

Mixture Type = Brain
Mixture Dielectric Constant = 43.400
Mixture Conductivity = 0.900

Comment :
SAMSUNG TRI-MODE PHONE - AMPS MODE
CHAN 0383 Conducted 27.0 dBm
SAMSUNG TRI-MODE PHONE

Robot : PCTEST

Probe Offset = 0.25 cm
Sensor Factor = 0.0108
Conversion Factor = 0.788

PCTEST Amplifier Channel Settings : 0.166 0.135 0.132

Max Location : X = 1.750, Y = -5.000, Z = 0.000 (cm) Value = 20.552

Measured Values (volts) =

| | | | | | |
|---|---|---|---|---|---|
| 2.047E-002 | 1.619E-002 | 1.337E-002 | 1.038E-002 | 7.917E-003 | 5.838E-003 |
| 4.491E-003 | 3.881E-003 | 3.969E-003 | 4.604E-003 | 5.396E-003 | 6.041E-003 |
| 6.020E-003 | 4.878E-003 | 3.463E-003 | 3.086E-003 | 1.229E-003 | 1.096E-003 |
| 8.821E-004 | 7.980E-004 | 6.523E-004 | | | |

Calc. Voltage @ Surface (Vs) = 0.0253

Voltage @ 1.00 cm (Vt) = 0.0104

Ave. Voltage (Vs+Vt)/2 = 0.0179

Ave. SAR over 1 g (mW/g) = 1.3025

SAR Scan
File : 00102531_ZOOM
Start : 25-Oct-100 05:19:24 pm  End : 25-Oct-100 05:30:27 pm
SAMSUNG/SCH-T300/03;836.49MHz;W;Helical/In;
Head/Left Ear;ZOOM/SAR;PCTEST/E Field/0 DegreesBrain/43.400/0.900

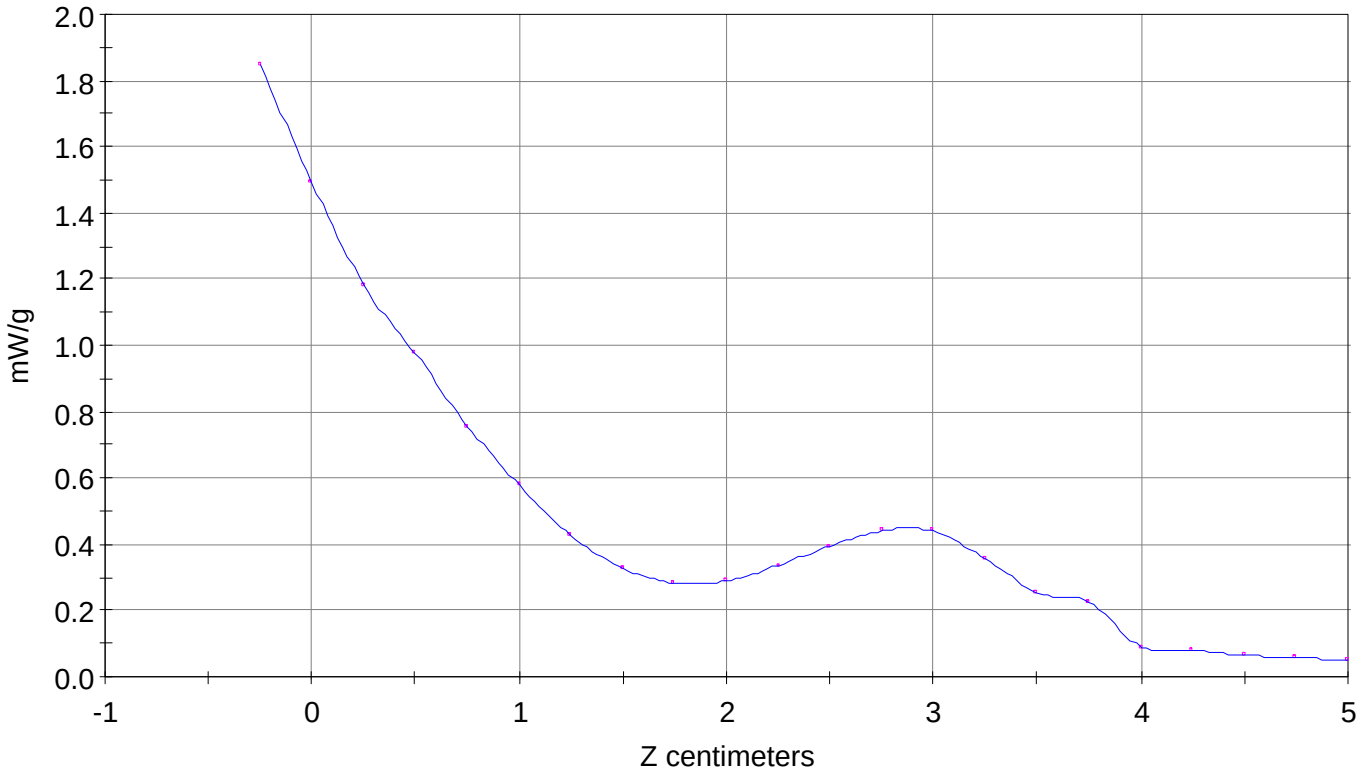

File : 00102531_ZOOM
Start : 25-Oct-100 05:19:24 pm  End : 25-Oct-100 05:30:27 pm
SAMSUNG/SCH-T300/03;836.49MHz;W;Helical/In;
Head/Left Ear;ZOOM/SAR;PCTEST/E Field/0 DegreesBrain/43.400/0.900

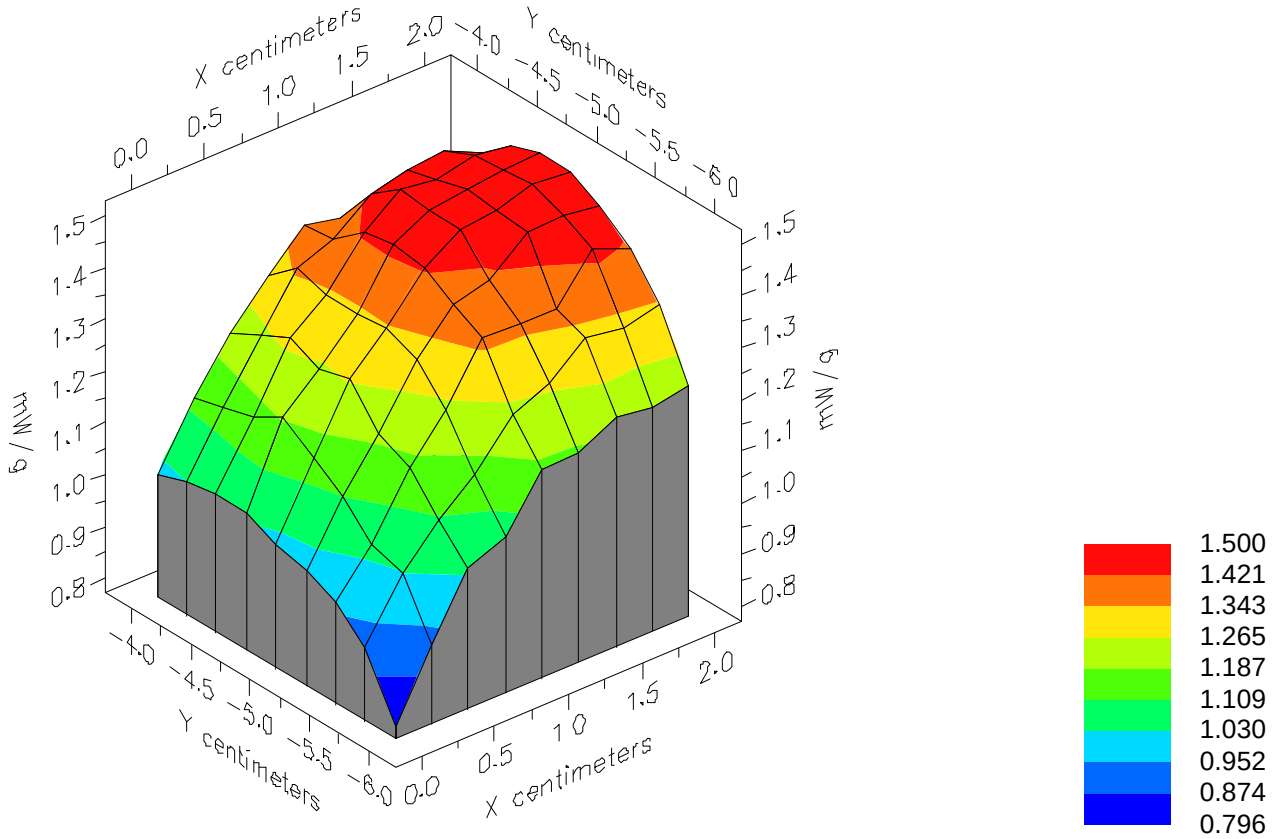

File : 00102531_ZOOM
Start : 25-Oct-100 05:19:24 pm  End : 25-Oct-100 05:30:27 pm
SAMSUNG/SCH-T300/03;836.49MHz;W;Helical/In;
Head/Left Ear;ZOOM/SAR;PCTEST/E Field/0 DegreesBrain/43.400/0.900

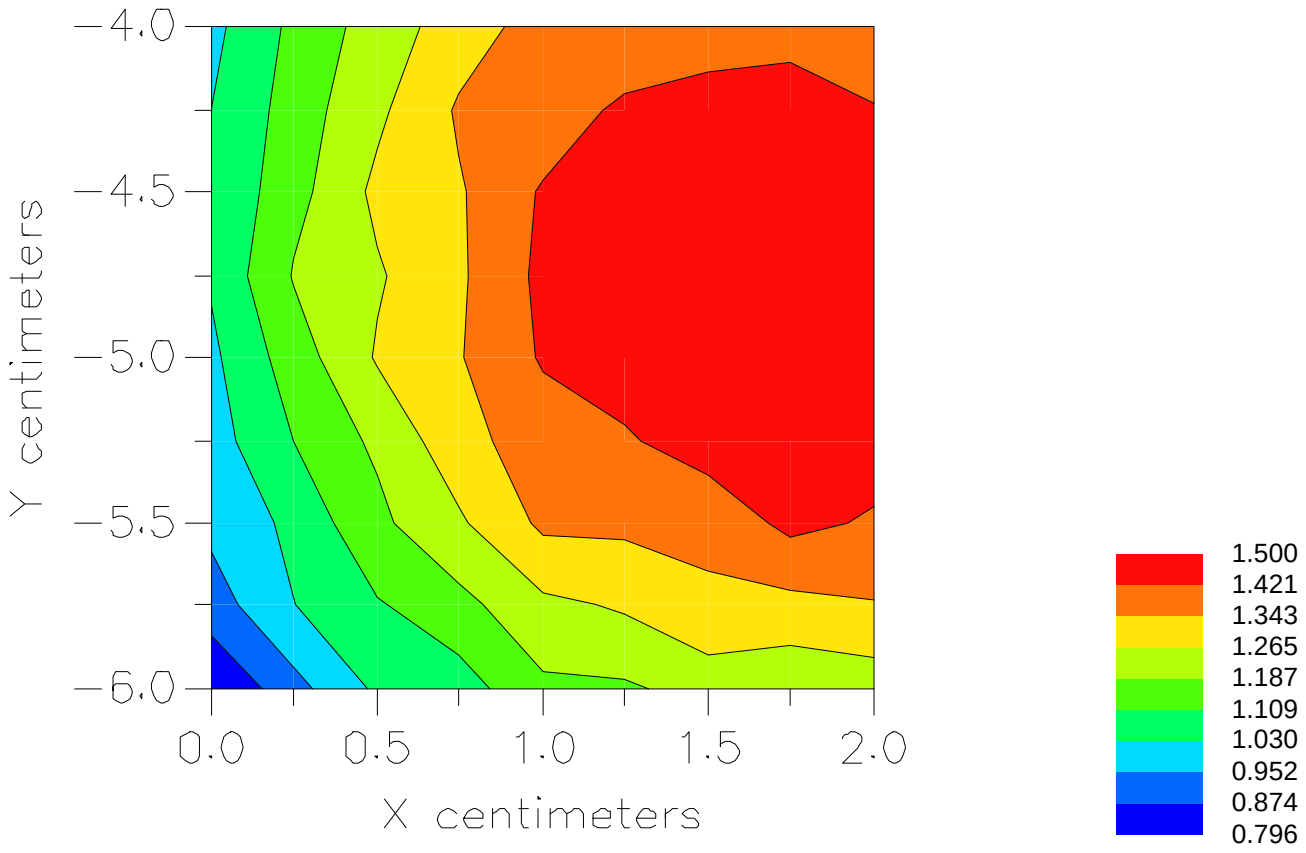

File : c:/idx3/SYSTEM/SARMEAS3/data/Normal/00102405_ZOOM.VLT
Start : 24-Oct-100 11:28:14 am  End : 24-Oct-100 11:38:47 am

Radio Type : SAMSUNG
Model Number : SCH-T300
Serial Number : 03
Frequency : 836.49 MHz
Peak Trans. Pwr : 0.500 W
Start Trans. Pwr: 0.500 W
Antenna Type : Helical
Antenna Posn. : Out
Phantom Type : Head
Phantom Posn. : Left Ear
Scan Type : ZOOM/SAR
Probe Name : PCTEST
Field Type : E Field
Orientation : 0 Degrees

Mixture Type = Brain
Mixture Dielectric Constant = 43.400
Mixture Conductivity = 0.900

Comment :
SAMSUNG TRI-MODE PHONE - AMPS MODE
CHAN 0383 Conducted 27.0 dBm
SAMSUNG TRI-MODE PHONE

Robot : PCTEST

Probe Offset = 0.25 cm
Sensor Factor = 0.0108
Conversion Factor = 0.788

PCTEST Amplifier Channel Settings : 0.166 0.135 0.132

Max Location : X = 1.750, Y = -5.000, Z = 0.000 (cm) Value = 14.637

Measured Values (volts) =

| | | | | | |
|---|---|---|---|---|---|
| 1.436E-002 | 1.191E-002 | 9.840E-003 | 8.100E-003 | 6.461E-003 | 4.811E-003 |
| 3.658E-003 | 2.956E-003 | 2.675E-003 | 2.852E-003 | 3.341E-003 | 3.874E-003 |
| 4.240E-003 | 4.123E-003 | 3.382E-003 | 2.860E-003 | 2.783E-003 | 1.137E-003 |
| 9.376E-004 | 8.416E-004 | 7.439E-004 | | | |

Calc. Voltage @ Surface (Vs) = 0.0173

Voltage @ 1.00 cm (Vt) = 0.0081

Ave. Voltage (Vs+Vt)/2 = 0.0127

Ave. SAR over 1 g (mW/g) = 0.9284

SAR Scan
File : 00102405_ZOOM
Start : 24-Oct-100 11:28:14 am  End : 24-Oct-100 11:38:47 am
SAMSUNG/SCH-T300/03;836.49MHz;W;Helical/Out;
Head/Left Ear;ZOOM/SAR;PCTEST/E Field/0 DegreesBrain/43.400/0.900

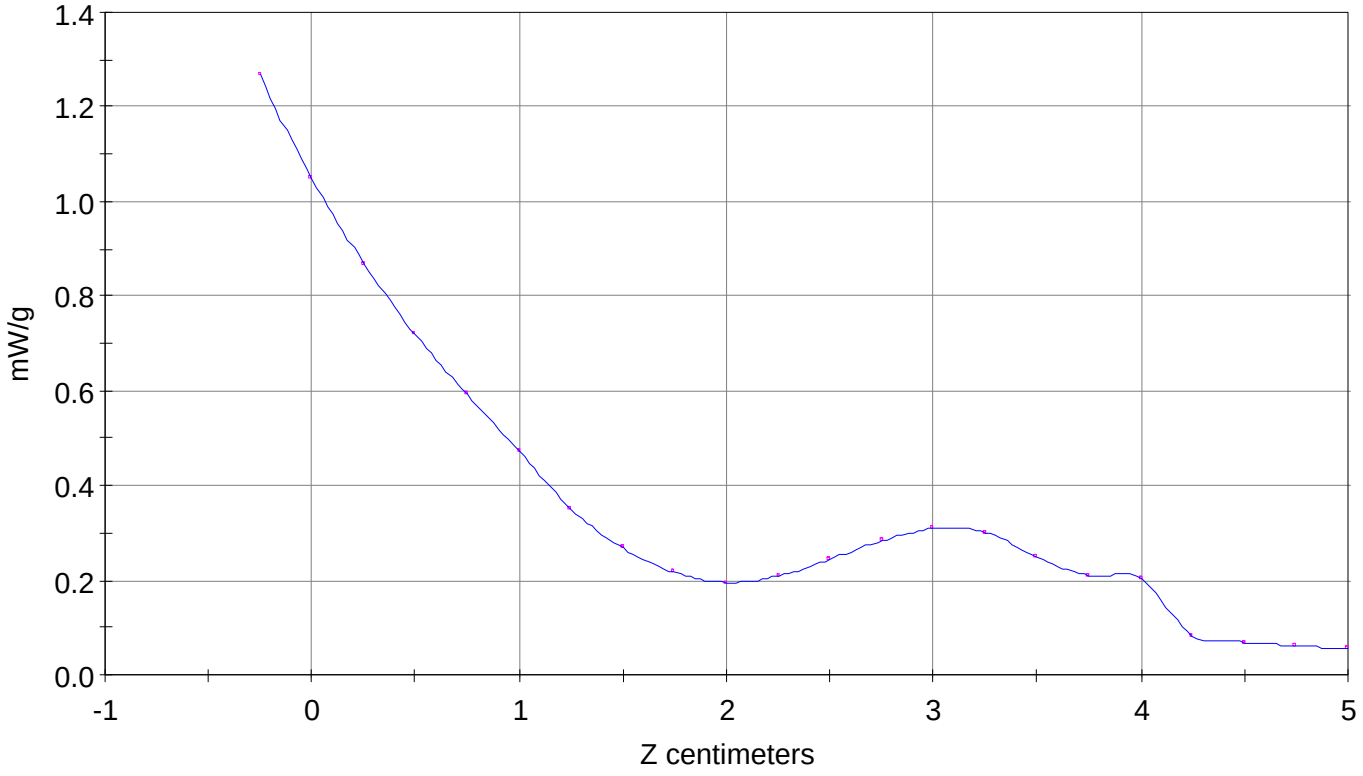

File : 00102405_ZOOM
Start : 24-Oct-100 11:28:14 am  End : 24-Oct-100 11:38:47 am
SAMSUNG/SCH-T300/03;836.49MHz;W;Helical/Out;
Head/Left Ear;ZOOM/SAR;PCTEST/E Field/0 DegreesBrain/43.400/0.900

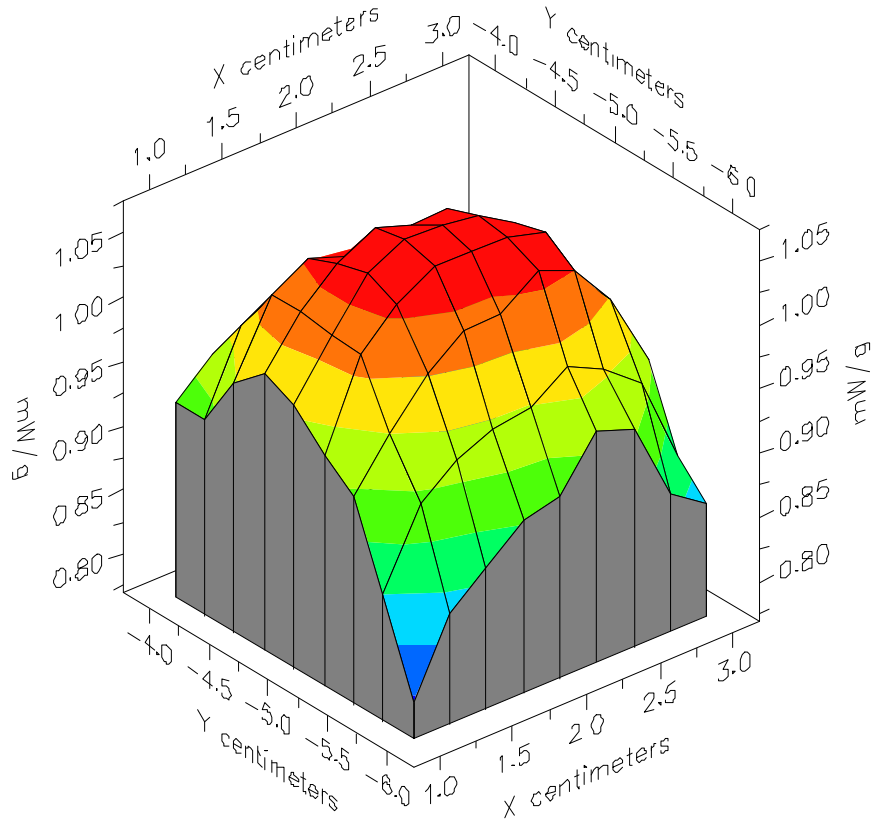

File : 00102405_ZOOM
Start : 24-Oct-100 11:28:14 am  End : 24-Oct-100 11:38:47 am
SAMSUNG/SCH-T300/03;836.49MHz;W;Helical/Out;
Head/Left Ear;ZOOM/SAR;PCTEST/E Field/0 DegreesBrain/43.400/0.900

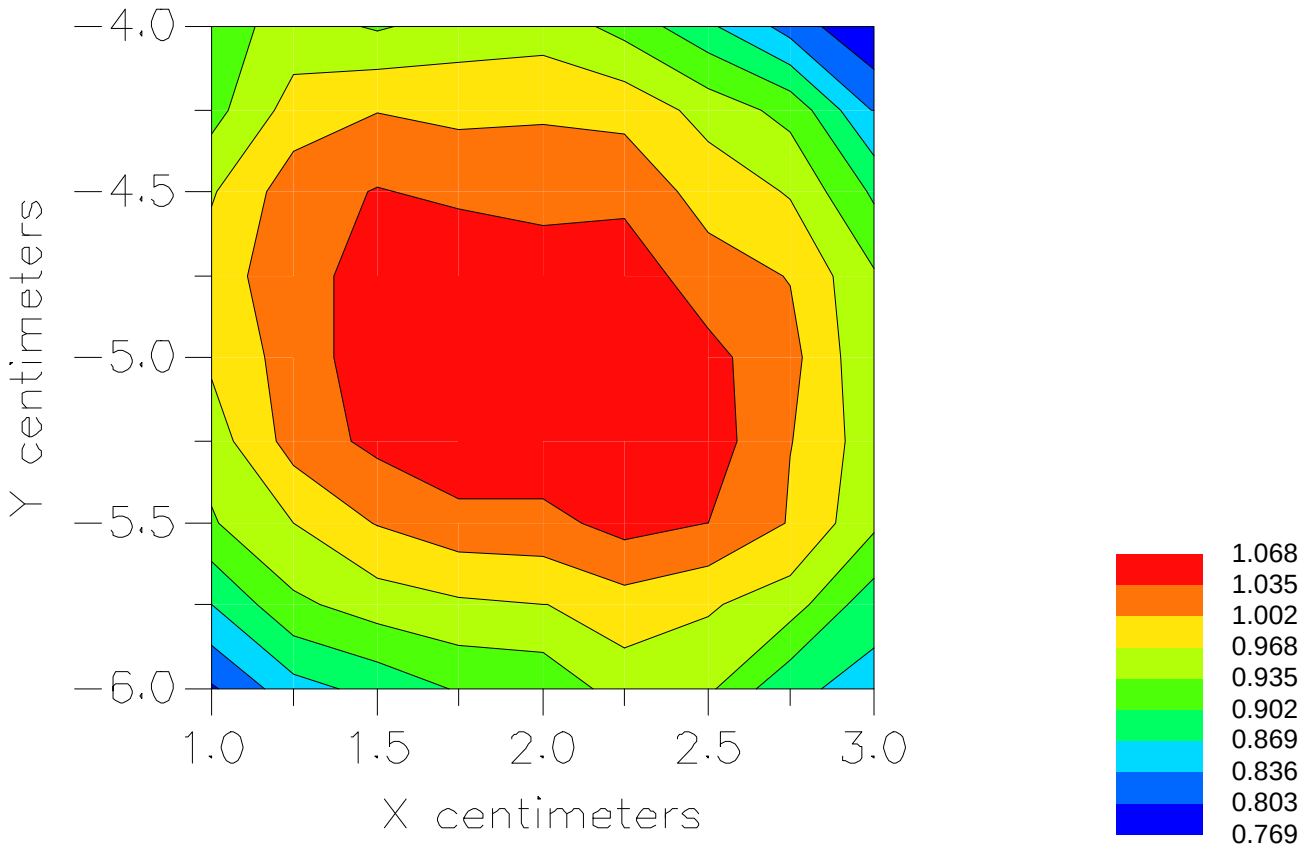

File : c:/idx3/SYSTEM/SARMEAS3/data/Normal/00102409_ZOOM.VLT
Start : 24-Oct-100 12:13:03 pm  End : 24-Oct-100 12:23:35 pm

Radio Type : SAMSUNG
Model Number : SCH-T300
Serial Number : 03
Frequency : 848.97 MHz
Peak Trans. Pwr : 0.500 W
Start Trans. Pwr: 0.500 W
Antenna Type : Helical
Antenna Posn. : In
Phantom Type : Head
Phantom Posn. : Left Ear
Scan Type : ZOOM/SAR
Probe Name : PCTEST
Field Type : E Field
Orientation : 0 Degrees

Mixture Type = Brain
Mixture Dielectric Constant = 43.400
Mixture Conductivity = 0.900

Comment :
SAMSUNG TRI-MODE PHONE - AMPS MODE
CHAN 0799 Conducted 27.0 dBm
SAMSUNG TRI-MODE PHONE

Robot : PCTEST

Probe Offset = 0.25 cm
Sensor Factor = 0.0108
Conversion Factor = 0.788

PCTEST Amplifier Channel Settings : 0.166 0.135 0.132

Max Location : X = 2.250, Y = -5.000, Z = 0.000 (cm) Value = 17.857

Measured Values (volts) =

| | | | | | |
|---|---|---|---|---|---|
| 1.748E-002 | 1.432E-002 | 1.207E-002 | 9.671E-003 | 7.617E-003 | 5.568E-003 |
| 4.280E-003 | 3.411E-003 | 3.152E-003 | 3.472E-003 | 4.046E-003 | 4.605E-003 |
| 4.946E-003 | 4.568E-003 | 3.360E-003 | 2.754E-003 | 1.217E-003 | 1.006E-003 |
| 8.249E-004 | 7.450E-004 | 6.326E-004 | | | |

Calc. Voltage @ Surface (Vs) = 0.0210

Voltage @ 1.00 cm (Vt) = 0.0097

Ave. Voltage (Vs+Vt)/2 = 0.0154

Ave. SAR over 1 g (mW/g) = 1.1201

SAR Scan
File : 00102409_ZOOM
Start : 24-Oct-100 12:13:03 pm  End : 24-Oct-100 12:23:35 pm
SAMSUNG/SCH-T300/03;848.97MHz;W;Helical/In;
Head/Left Ear;ZOOM/SAR;PCTEST/E Field/0 DegreesBrain/43.400/0.900

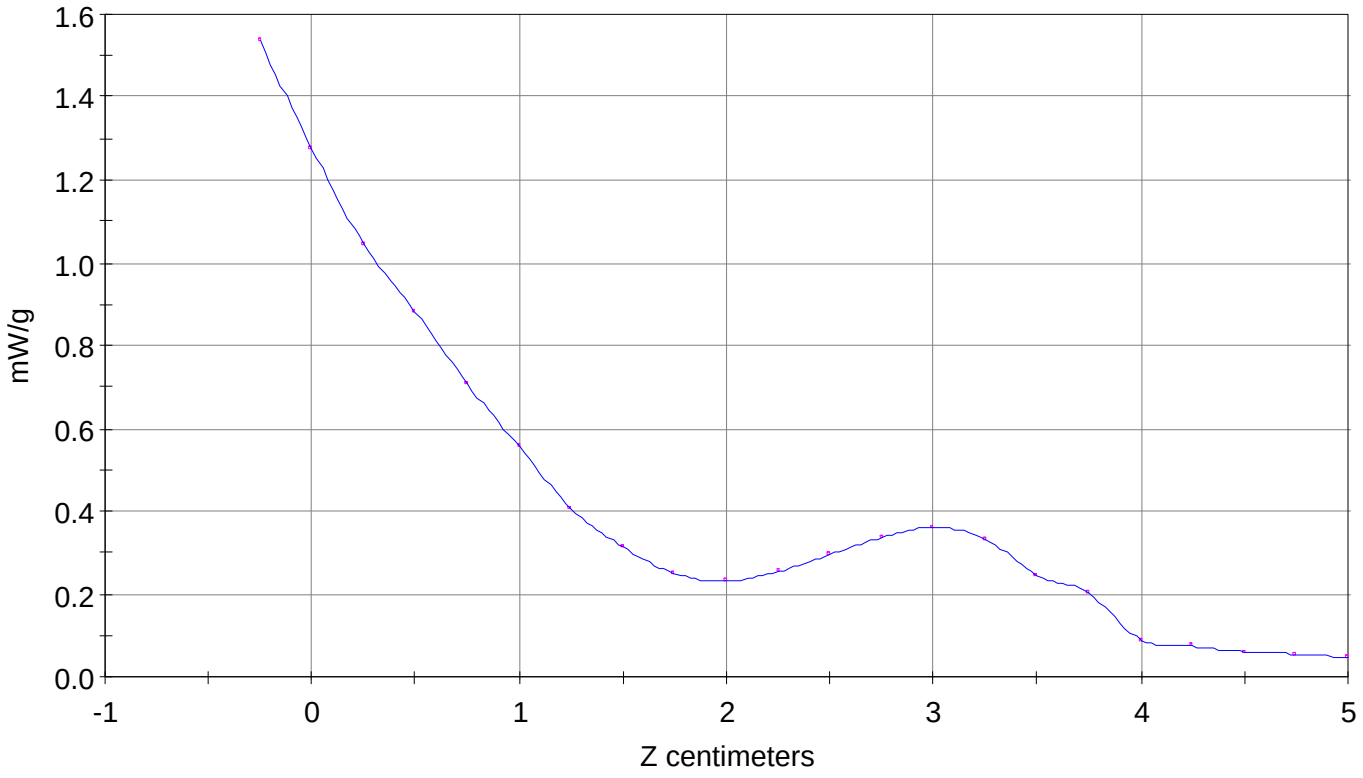

File : 00102409_ZOOM
Start : 24-Oct-100 12:13:03 pm  End : 24-Oct-100 12:23:35 pm
SAMSUNG/SCH-T300/03;848.97MHz;W;Helical/In;
Head/Left Ear;ZOOM/SAR;PCTEST/E Field/0 DegreesBrain/43.400/0.900

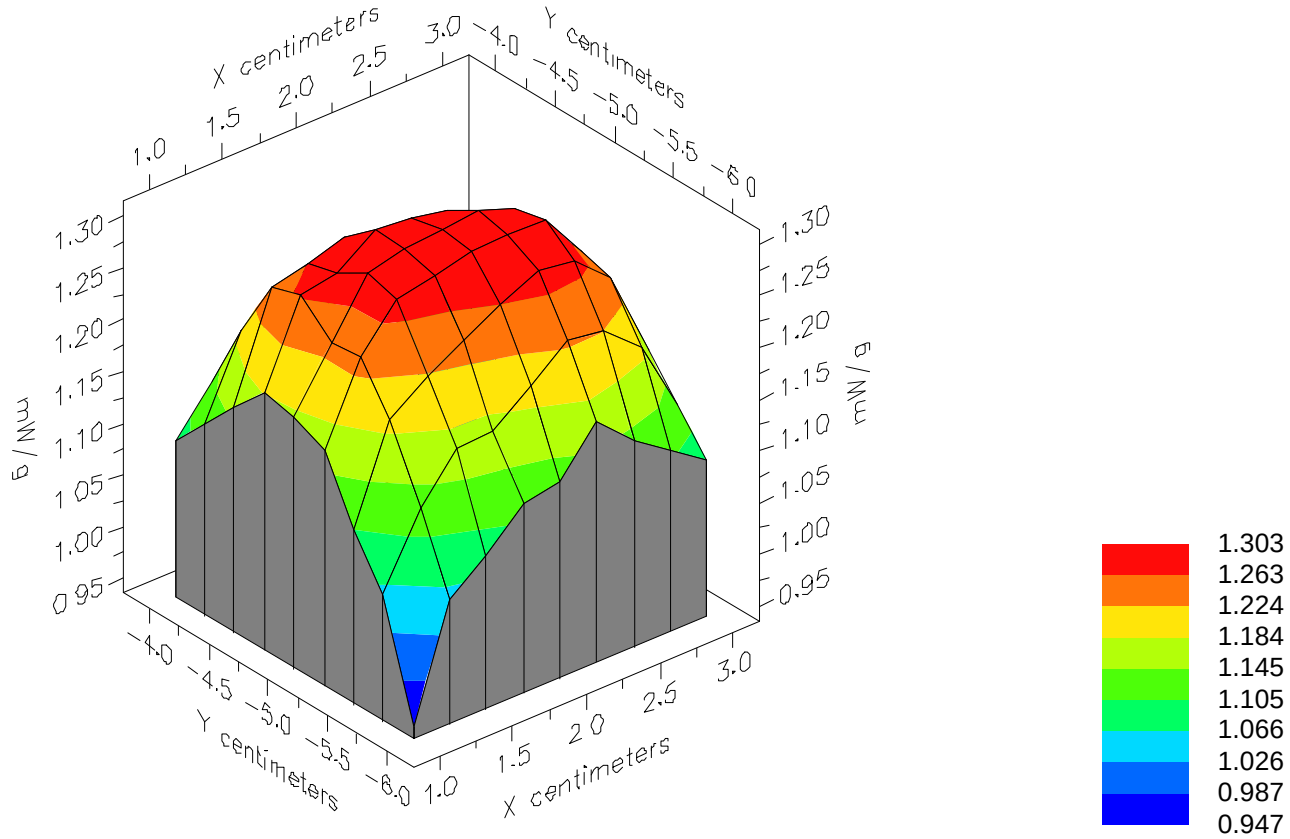

File : 00102409_ZOOM
Start : 24-Oct-100 12:13:03 pm  End : 24-Oct-100 12:23:35 pm
SAMSUNG/SCH-T300/03;848.97MHz;W;Helical/In;
Head/Left Ear;ZOOM/SAR;PCTEST/E Field/0 DegreesBrain/43.400/0.900

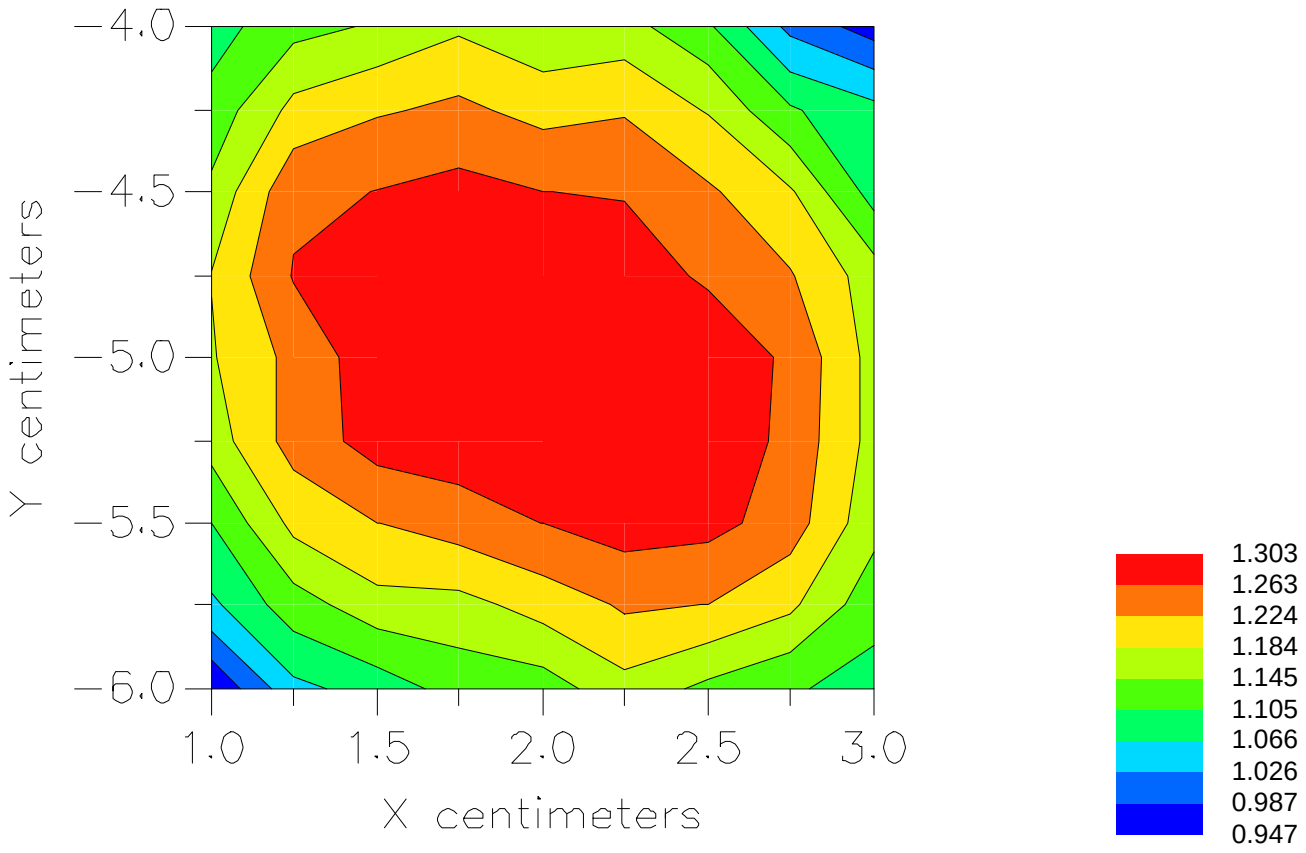

File : c:/idx3/SYSTEM/SARMEAS3/data/Normal/00102410_ZOOM.VLT
Start : 24-Oct-100 12:33:10 pm  End : 24-Oct-100 12:43:44 pm

Radio Type : SAMSUNG
Model Number : SCH-T300
Serial Number : 03
Frequency : 848.97 MHz
Peak Trans. Pwr : 0.500 W
Start Trans. Pwr: 0.500 W
Antenna Type : Helical
Antenna Posn. : Out
Phantom Type : Head
Phantom Posn. : Left Ear
Scan Type : ZOOM/SAR
Probe Name : PCTEST
Field Type : E Field
Orientation : 0 Degrees

Mixture Type = Brain
Mixture Dielectric Constant = 43.400
Mixture Conductivity = 0.900

Comment :
SAMSUNG TRI-MODE PHONE - AMPS MODE
CHAN 0799 Conducted 27.0 dBm
SAMSUNG TRI-MODE PHONE

Robot : PCTEST

Probe Offset = 0.25 cm
Sensor Factor = 0.0108
Conversion Factor = 0.788

PCTEST Amplifier Channel Settings : 0.166 0.135 0.132

Max Location : X = 1.750, Y = -5.250, Z = 0.000 (cm) Value = 13.529

Measured Values (volts) =

| | | | | | |
|---|---|---|---|---|---|
| 1.243E-002 | 1.027E-002 | 8.685E-003 | 7.059E-003 | 5.515E-003 | 4.228E-003 |
| 3.166E-003 | 2.596E-003 | 2.399E-003 | 2.600E-003 | 3.029E-003 | 3.513E-003 |
| 3.784E-003 | 3.599E-003 | 2.893E-003 | 2.576E-003 | 2.348E-003 | 1.066E-003 |
| 9.533E-004 | 8.587E-004 | 7.886E-004 | | | |

Calc. Voltage @ Surface (Vs) = 0.0149

Voltage @ 1.00 cm (Vt) = 0.0071

Ave. Voltage (Vs+Vt)/2 = 0.0110

Ave. SAR over 1 g (mW/g) = 0.8002

SAR Scan
File : 00102410_ZOOM
Start : 24-Oct-100 12:33:10 pm  End : 24-Oct-100 12:43:44 pm
SAMSUNG/SCH-T300/03;848.97MHz;W;Helical/Out;
Head/Left Ear;ZOOM/SAR;PCTEST/E Field/0 DegreesBrain/43.400/0.900

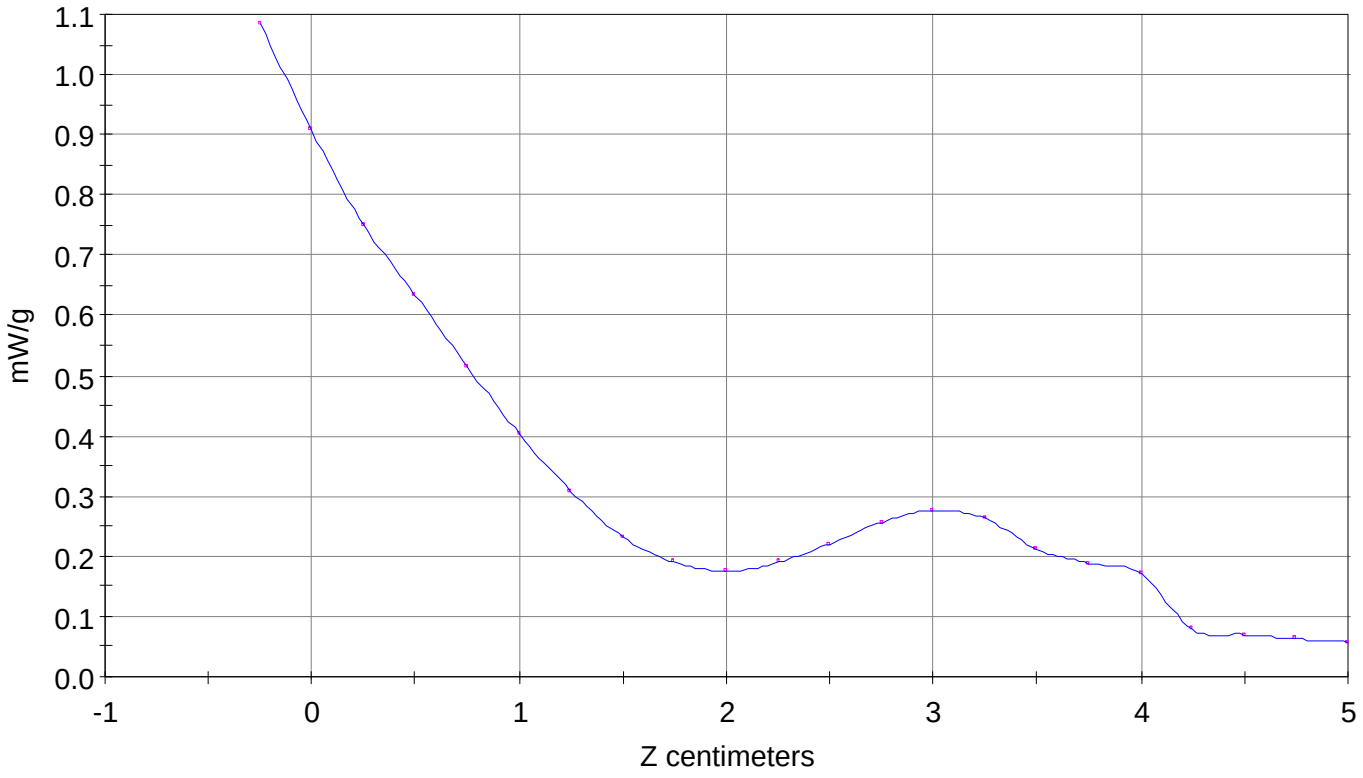

File : 00102410_ZOOM
Start : 24-Oct-100 12:33:10 pm  End : 24-Oct-100 12:43:44 pm
SAMSUNG/SCH-T300/03;848.97MHz;W;Helical/Out;
Head/Left Ear;ZOOM/SAR;PCTEST/E Field/0 DegreesBrain/43.400/0.900

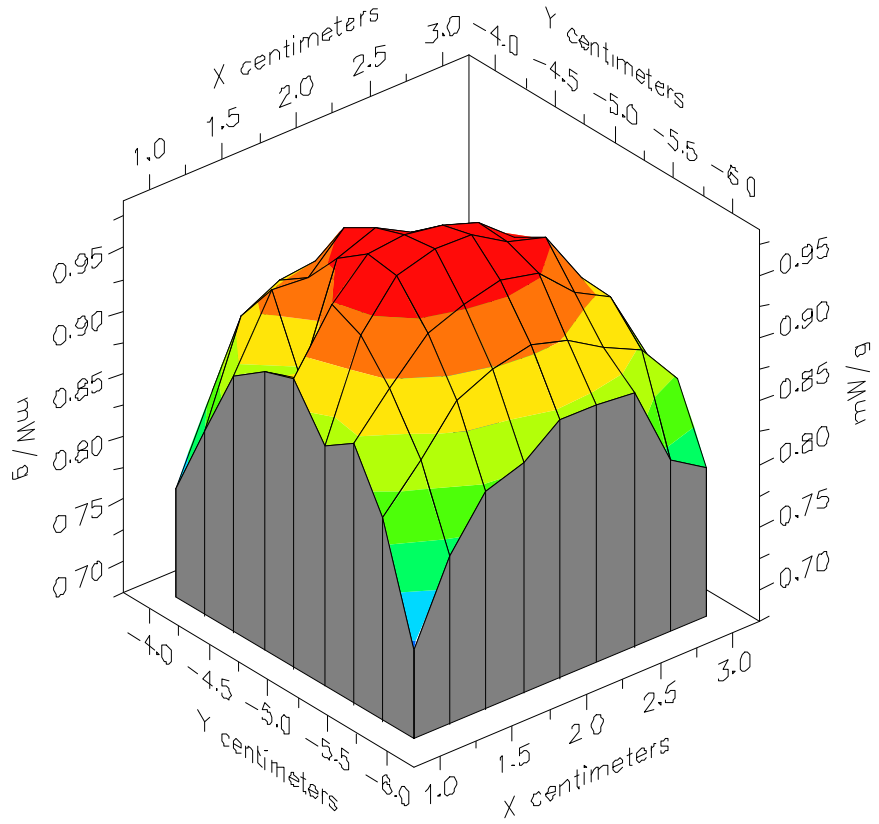


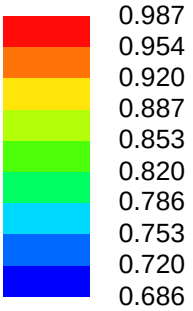

File : 00102410_ZOOM
Start : 24-Oct-100 12:33:10 pm  End : 24-Oct-100 12:43:44 pm
SAMSUNG/SCH-T300/03;848.97MHz;W;Helical/Out;
Head/Left Ear;ZOOM/SAR;PCTEST/E Field/0 DegreesBrain/43.400/0.900

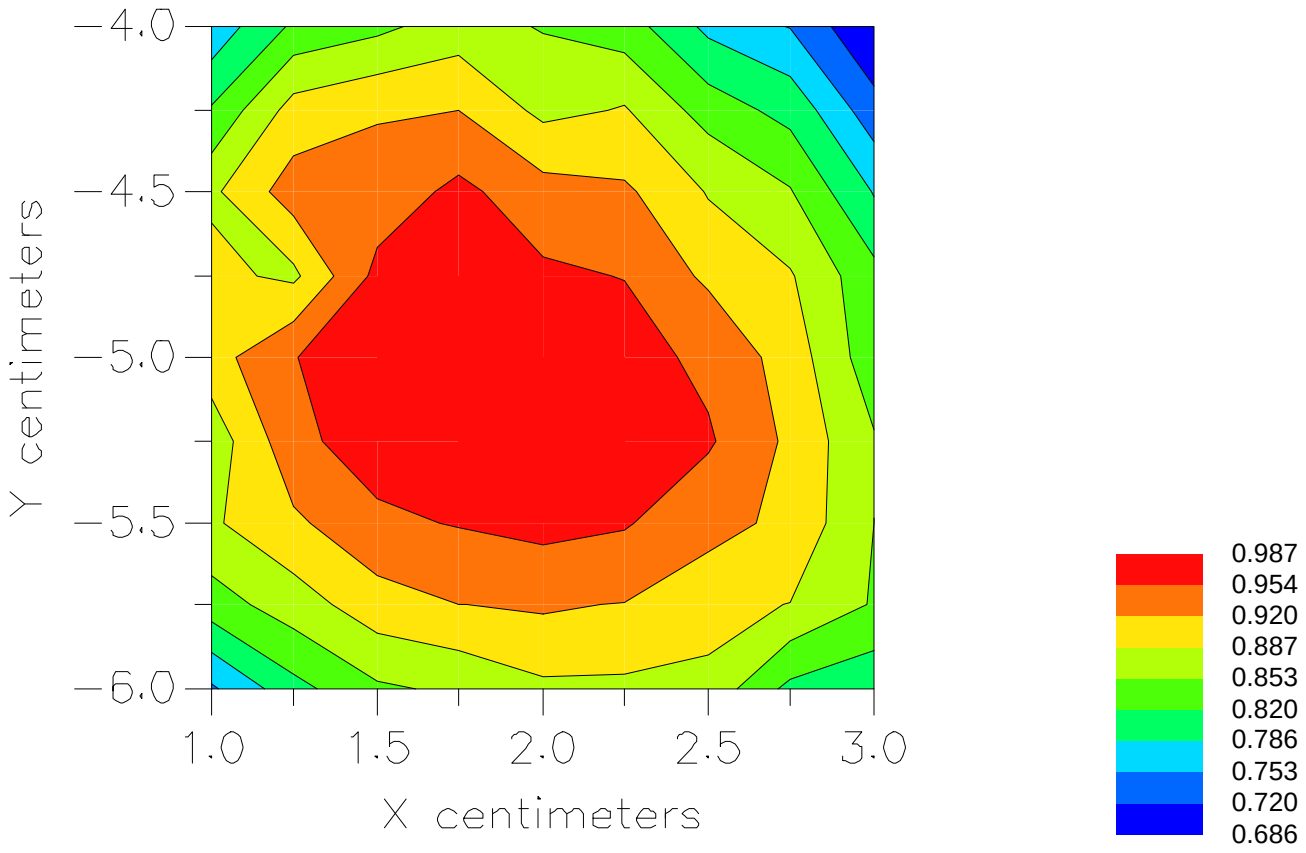

File : c:/idx3/SYSTEM/SARMEAS3/data/Normal/00102411_ZOOM.VLT
Start : 24-Oct-100 12:58:24 pm  End : 24-Oct-100 01:09:01 pm

Radio Type : SAMSUNG
Model Number : SCH-T300
Serial Number : 04
Frequency : 835.89 MHz
Peak Trans. Pwr : 0.400 W
Start Trans. Pwr: 0.400 W
Antenna Type : Helical
Antenna Posn. : In
Phantom Type : Head
Phantom Posn. : Left Ear
Scan Type : ZOOM/SAR
Probe Name : PCTEST
Field Type : E Field
Orientation : 0 Degrees

Mixture Type = Brain
Mixture Dielectric Constant = 43.400
Mixture Conductivity = 0.900

Comment :
SAMSUNG TRI-MODE PHONE - CDMA MODE
CHAN 0363 Conducted 27.0 dBm
SAMSUNG TRI-MODE PHONE

Robot : PCTEST

Probe Offset = 0.25 cm
Sensor Factor = 0.0108
Conversion Factor = 0.788

PCTEST Amplifier Channel Settings : 0.166 0.135 0.132

Max Location : X = 2.250, Y = -5.000, Z = 0.000 (cm) Value = 15.352

Measured Values (volts) =

| | | | | | |
|---|---|---|---|---|---|
| 1.521E-002 | 1.255E-002 | 1.056E-002 | 8.465E-003 | 6.609E-003 | 5.027E-003 |
| 3.790E-003 | 3.055E-003 | 2.777E-003 | 2.987E-003 | 3.430E-003 | 3.995E-003 |
| 4.242E-003 | 4.038E-003 | 3.066E-003 | 2.302E-003 | 1.885E-003 | 8.534E-004 |
| 7.457E-004 | 6.442E-004 | 5.570E-004 | | | |

Calc. Voltage @ Surface (Vs) = 0.0183

Voltage @ 1.00 cm (Vt) = 0.0085

Ave. Voltage (Vs+Vt)/2 = 0.0134

Ave. SAR over 1 g (mW/g) = 0.9748

SAR Scan
File : 00102411_ZOOM
Start : 24-Oct-100 12:58:24 pm  End : 24-Oct-100 01:09:01 pm
SAMSUNG/SCH-T300/04;835.89MHz;W;Helical/In;
Head/Left Ear;ZOOM/SAR;PCTEST/E Field/0 DegreesBrain/43.400/0.900

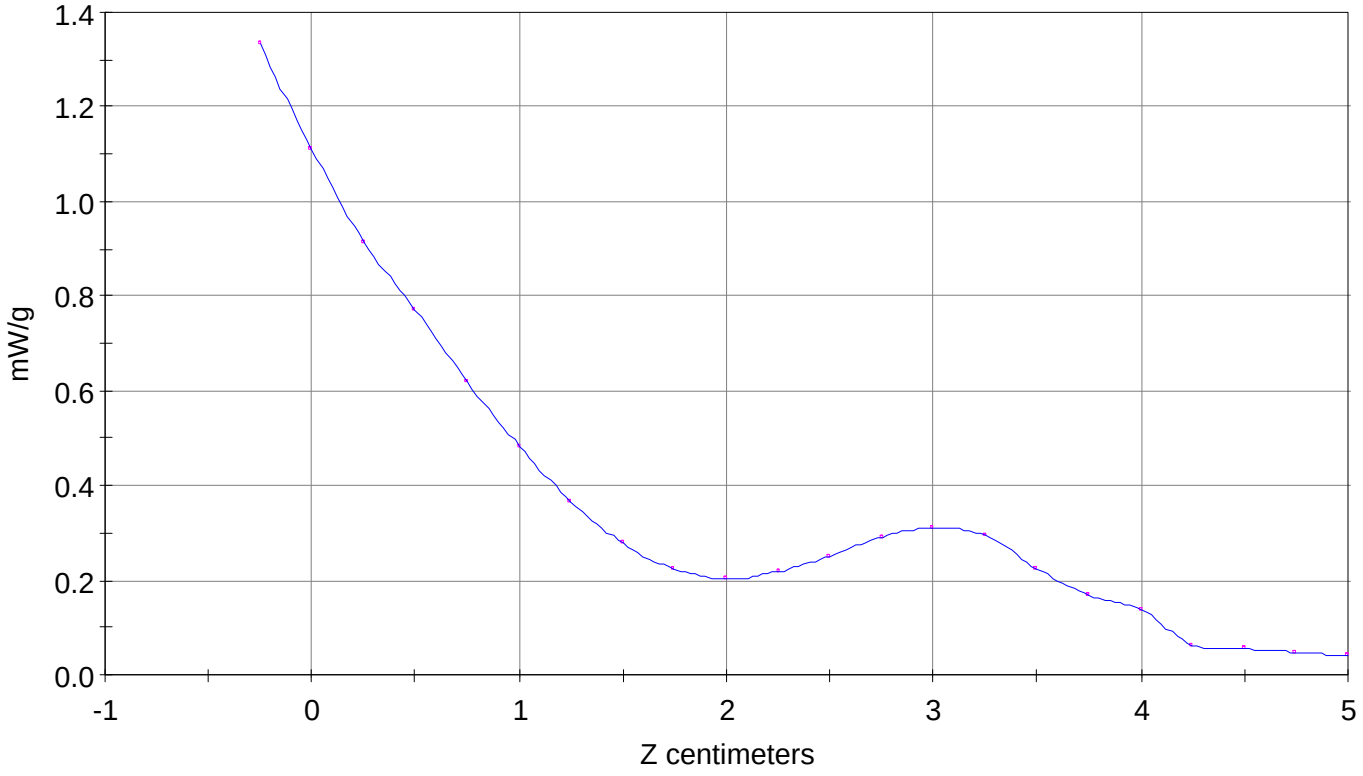

File : 00102411_ZOOM
Start : 24-Oct-100 12:58:24 pm  End : 24-Oct-100 01:09:01 pm
SAMSUNG/SCH-T300/04;835.89MHz;W;Helical/In;
Head/Left Ear;ZOOM/SAR;PCTEST/E Field/0 DegreesBrain/43.400/0.900

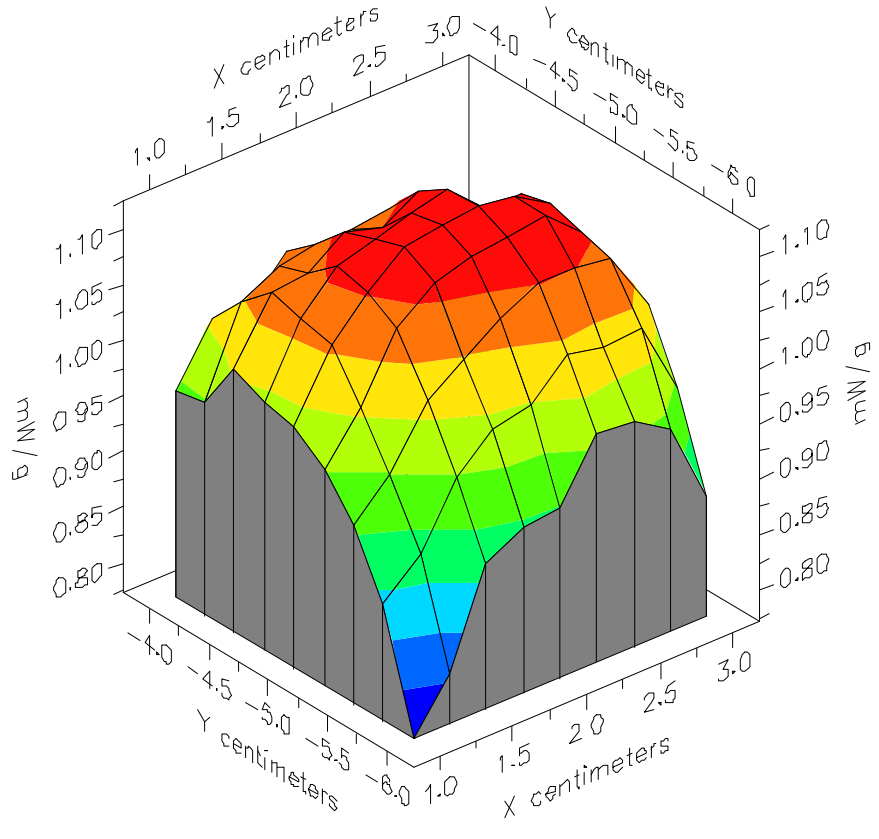


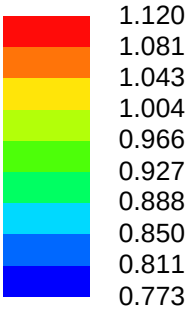

File : 00102411_ZOOM
Start : 24-Oct-100 12:58:24 pm  End : 24-Oct-100 01:09:01 pm
SAMSUNG/SCH-T300/04;835.89MHz;W;Helical/In;
Head/Left Ear;ZOOM/SAR;PCTEST/E Field/0 DegreesBrain/43.400/0.900

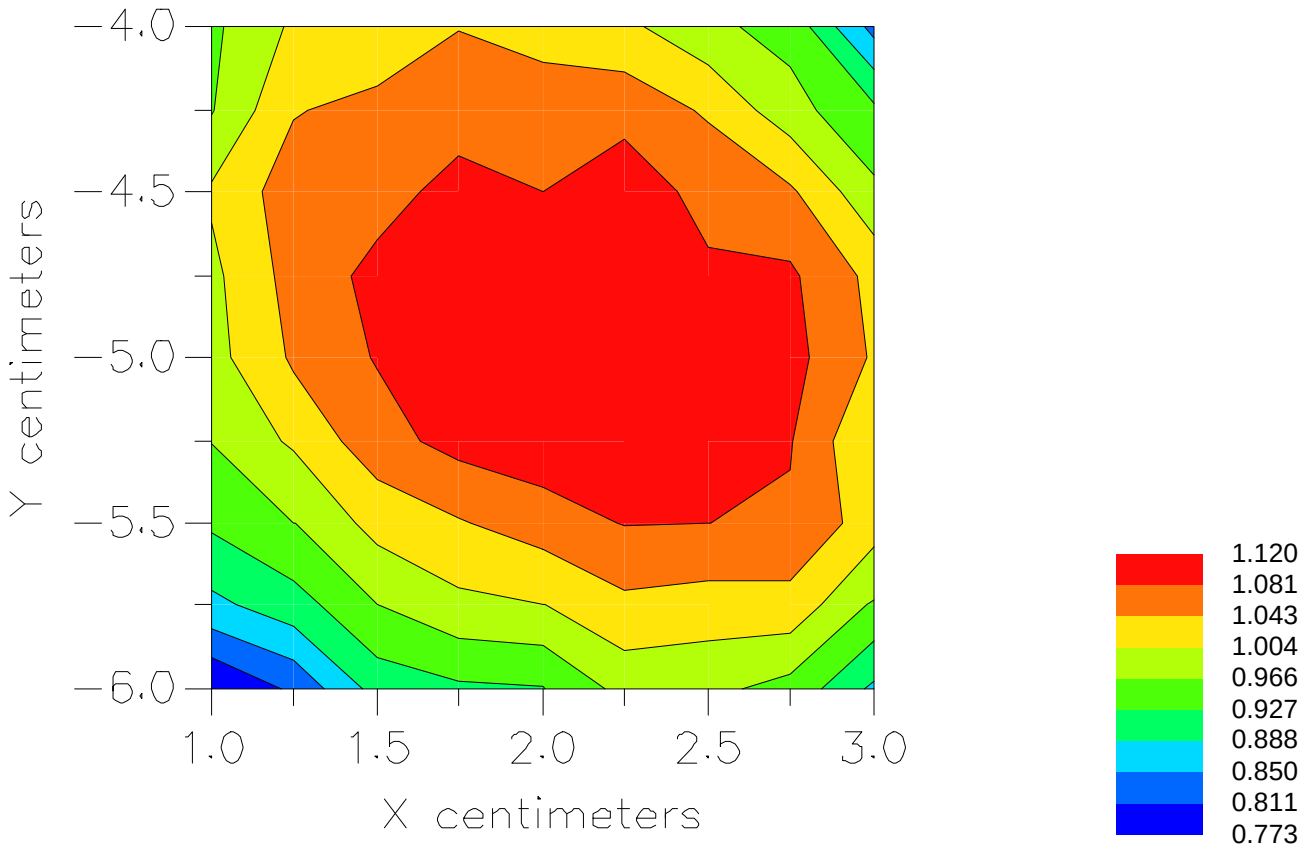

File : c:/idx3/SYSTEM/SARMEAS3/data/Normal/00102413_ZOOM.VLT
Start : 24-Oct-100 01:20:50 pm  End : 24-Oct-100 01:30:23 pm

Radio Type : SAMSUNG
Model Number : SCH-T300
Serial Number : 04
Frequency : 835.89 MHz
Peak Trans. Pwr : 0.400 W
Start Trans. Pwr: 0.400 W
Antenna Type : Helical
Antenna Posn. : Out
Phantom Type : Head
Phantom Posn. : Left Ear
Scan Type : ZOOM/SAR
Probe Name : PCTEST
Field Type : E Field
Orientation : 0 Degrees

Mixture Type = Brain
Mixture Dielectric Constant = 43.400
Mixture Conductivity = 0.900

Comment :
SAMSUNG TRI-MODE PHONE - CDMA MODE
CHAN 0363 Conducted 27.0 dBm
SAMSUNG TRI-MODE PHONE

Robot : PCTEST

Probe Offset = 0.25 cm
Sensor Factor = 0.0108
Conversion Factor = 0.788

PCTEST Amplifier Channel Settings : 0.166 0.135 0.132

Max Location : X = 2.000, Y = -5.000, Z = 0.000 (cm) Value = 11.987

Measured Values (volts) =

| | | | | | |
|---|---|---|---|---|---|
| 1.190E-002 | 9.548E-003 | 8.151E-003 | 6.608E-003 | 5.206E-003 | 3.849E-003 |
| 2.963E-003 | 2.417E-003 | 2.258E-003 | 2.479E-003 | 2.860E-003 | 3.293E-003 |
| 3.504E-003 | 3.282E-003 | 2.647E-003 | 2.524E-003 | 1.179E-003 | 1.005E-003 |
| 8.416E-004 | 7.374E-004 | 6.554E-004 | | | |

Calc. Voltage @ Surface (Vs) = 0.0144

Voltage @ 1.00 cm (Vt) = 0.0066

Ave. Voltage (Vs+Vt)/2 = 0.0105

Ave. SAR over 1 g (mW/g) = 0.7658

SAR Scan
File : 00102413_ZOOM
Start : 24-Oct-100 01:20:50 pm  End : 24-Oct-100 01:30:23 pm
SAMSUNG/SCH-T300/04;835.89MHz;W;Helical/Out;
Head/Left Ear;ZOOM/SAR;PCTEST/E Field/0 DegreesBrain/43.400/0.900

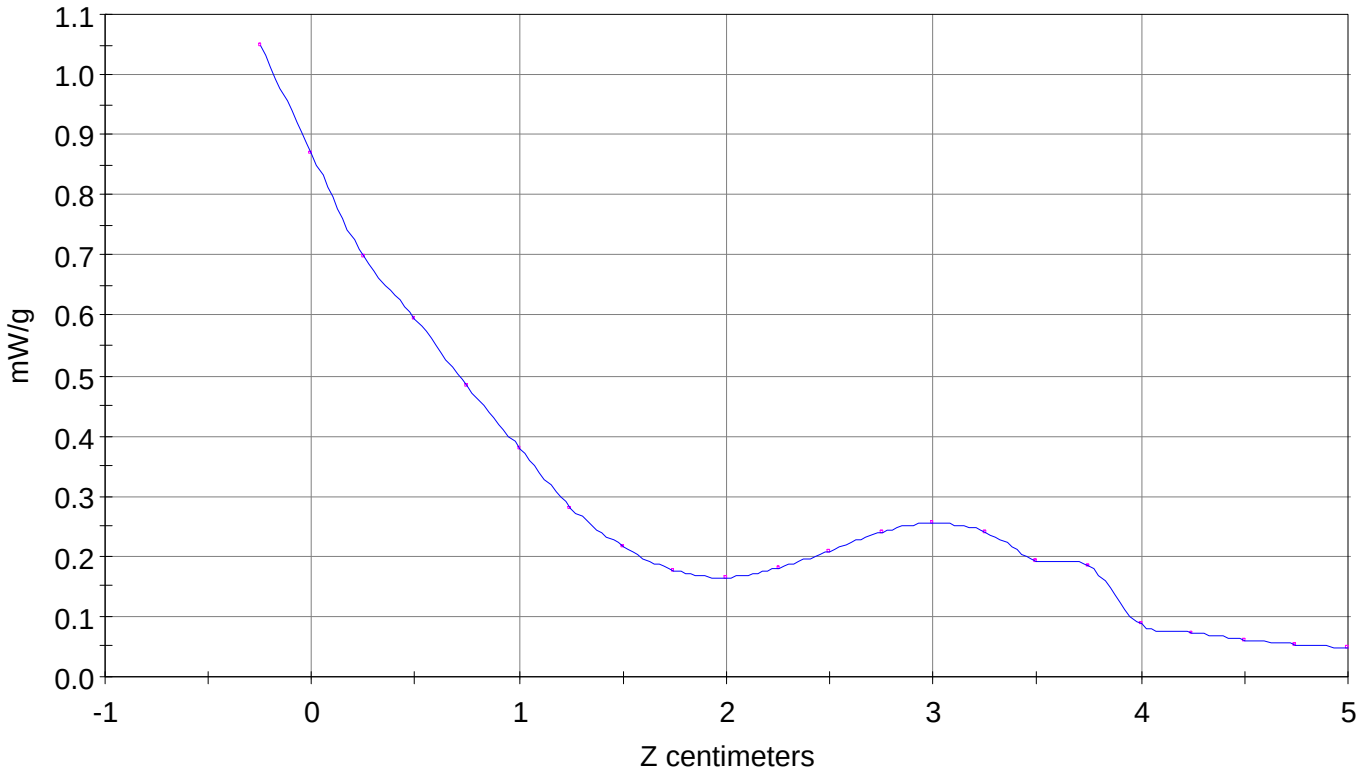

File : 00102413_ZOOM
Start : 24-Oct-100 01:20:50 pm  End : 24-Oct-100 01:30:23 pm
SAMSUNG/SCH-T300/04;835.89MHz;W;Helical/Out;
Head/Left Ear;ZOOM/SAR;PCTEST/E Field/0 DegreesBrain/43.400/0.900

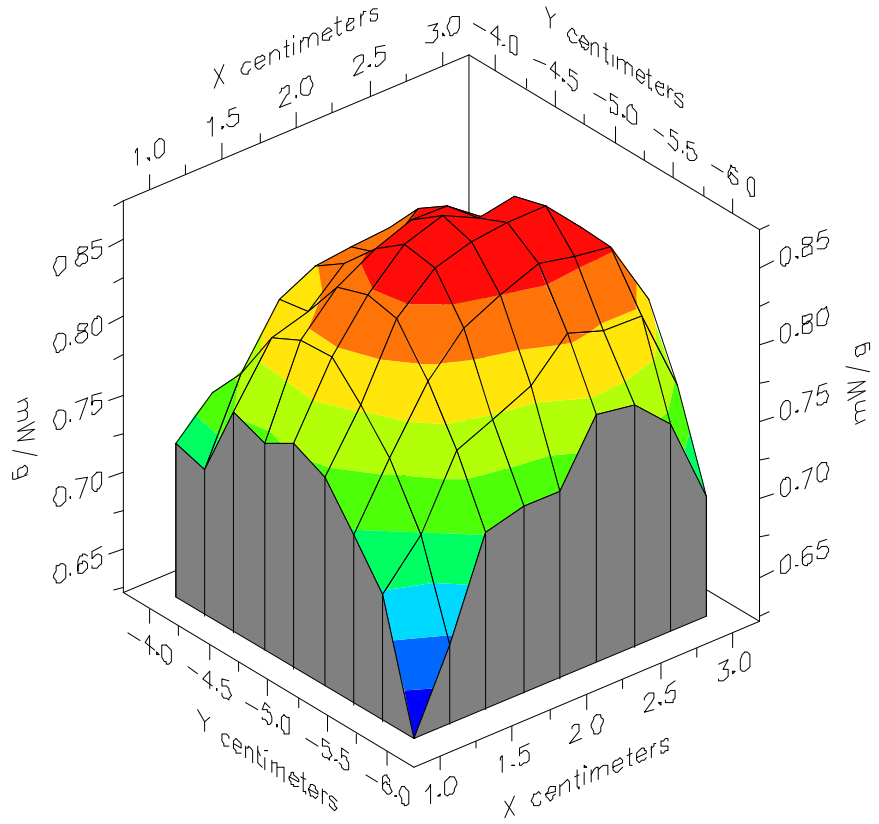


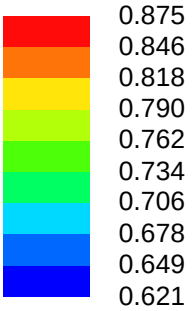

File : 00102413_ZOOM
Start : 24-Oct-100 01:20:50 pm  End : 24-Oct-100 01:30:23 pm
SAMSUNG/SCH-T300/04;835.89MHz;W;Helical/Out;
Head/Left Ear;ZOOM/SAR;PCTEST/E Field/0 DegreesBrain/43.400/0.900

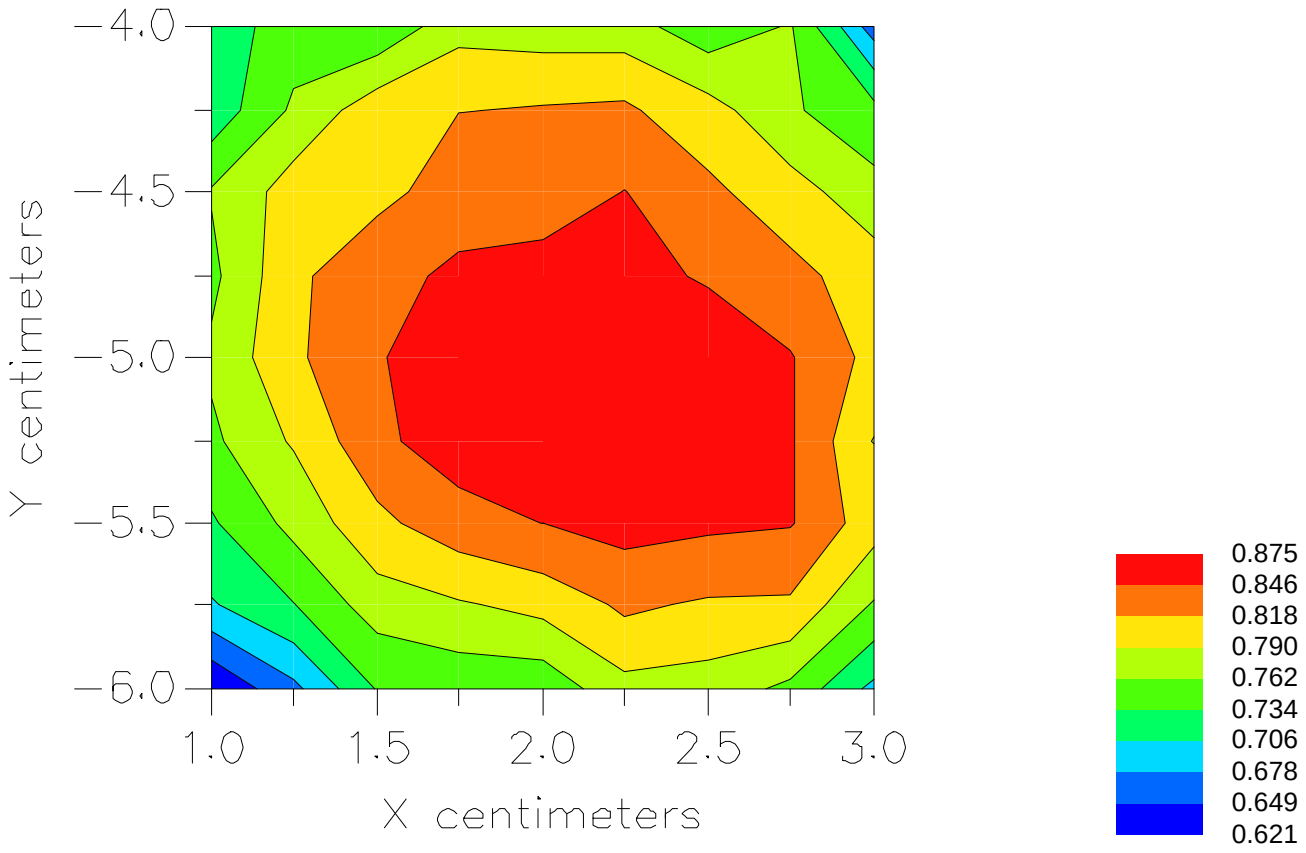

PCS Head SAR


Y centimeters
X centimeters
MENU
CLR
SEND
END
1.-'
2 ABC
3 DEF
4 GHI
5 JKL
6 MNO
7 PQRS
8 TUV
9 WXYZ
* Shift
0 Next
# Space

File : c:/idx3/SYSTEM/SARMEAS3/data/Normal/00102632_ZOOM.VLT
Start : 26-Oct-100 04:58:56 pm  End : 26-Oct-100 05:09:56 pm

Radio Type : SAMSUNG
Model Number : SCH-T300
Serial Number : 04
Frequency : 1851.25 MHz
Peak Trans. Pwr : 0.280 W
Start Trans. Pwr: 0.280 W
Antenna Type : Helical
Antenna Posn. : In
Phantom Type : Head
Phantom Posn. : Left Ear
Scan Type : ZOOM/SAR
Probe Name : PCTEST
Field Type : E Field
Orientation : 0 Degrees

Mixture Type = Brain
Mixture Dielectric Constant = 41.300
Mixture Conductivity = 1.650

Comment :
SAMSUNG TRI-MODE PHONE - PCS MODE
CHAN 0025 Conducted 24.5 dBm
SAMSUNG TRI-MODE PHONE

Robot : PCTEST

Probe Offset = 0.25 cm
Sensor Factor = 0.0108
Conversion Factor = 1.201

PCTEST Amplifier Channel Settings : 0.245 0.231 0.224

Max Location : X = -1.250, Y = -1.750, Z = 0.000 (cm) Value = 12.896

Measured Values (volts) =

| | | | | | |
|---|---|---|---|---|---|
| 1.237E-002 | 9.396E-003 | 6.993E-003 | 5.397E-003 | 4.371E-003 | 3.634E-003 |
| 3.076E-003 | 2.611E-003 | 2.400E-003 | 2.129E-003 | 1.926E-003 | 1.715E-003 |
| 1.663E-003 | 1.666E-003 | 1.652E-003 | 1.571E-003 | 1.538E-003 | 1.446E-003 |
| 1.478E-003 | 1.627E-003 | 1.675E-003 | | | |

Calc. Voltage @ Surface (Vs) = 0.0165

Voltage @ 1.00 cm (Vt) = 0.0054

Ave. Voltage (Vs+Vt)/2 = 0.0109

Ave. SAR over 1 g (mW/g) = 1.2153

SAR Scan
File : 00102632_ZOOM
Start : 26-Oct-100 04:58:56 pm  End : 26-Oct-100 05:09:56 pm
SAMSUNG/SCH-T300/04;1851.25MHz;W;Helical/In;
Head/Left Ear;ZOOM/SAR;PCTEST/E Field/0 DegreesBrain/41.300/1.650

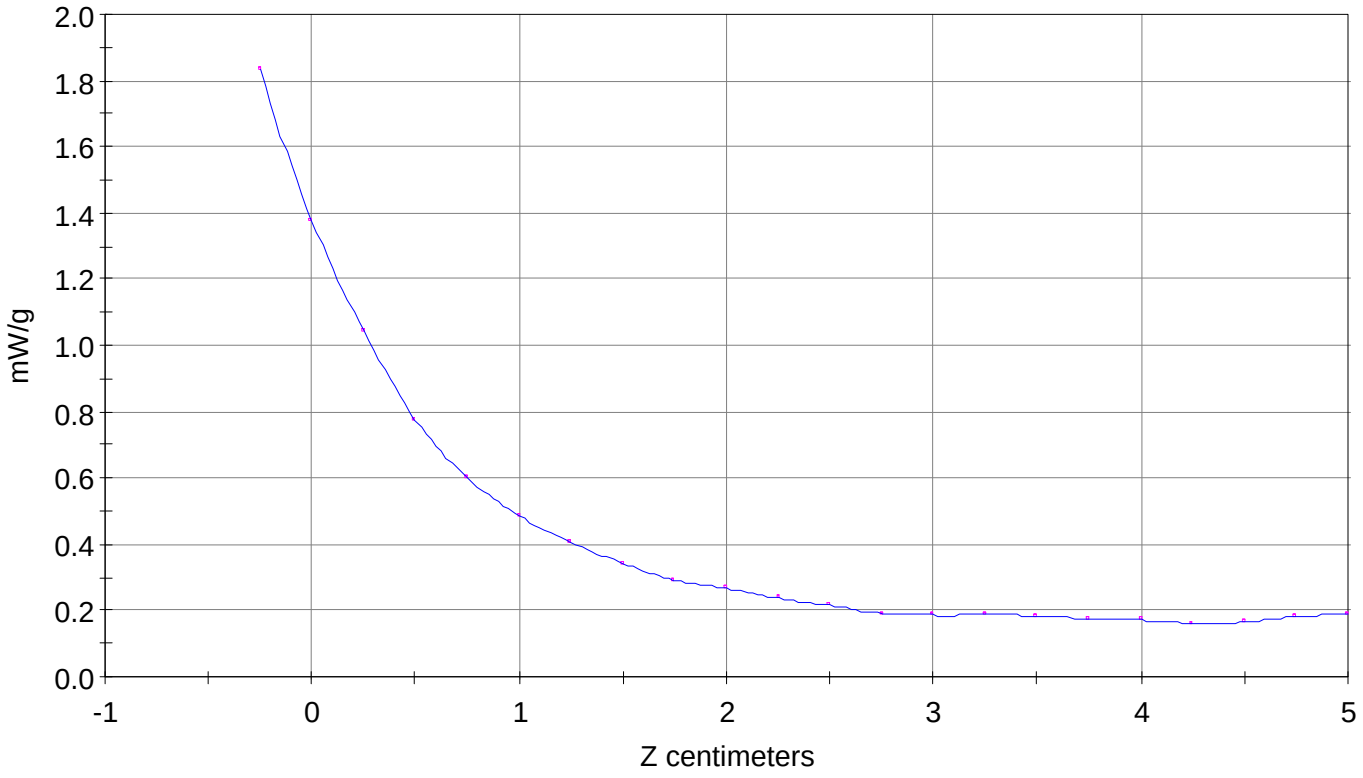

File : 00102632_ZOOM
Start : 26-Oct-100 04:58:56 pm  End : 26-Oct-100 05:09:56 pm
SAMSUNG/SCH-T300/04;1851.25MHz;W;Helical/In;
Head/Left Ear;ZOOM/SAR;PCTEST/E Field/0 DegreesBrain/41.300/1.650

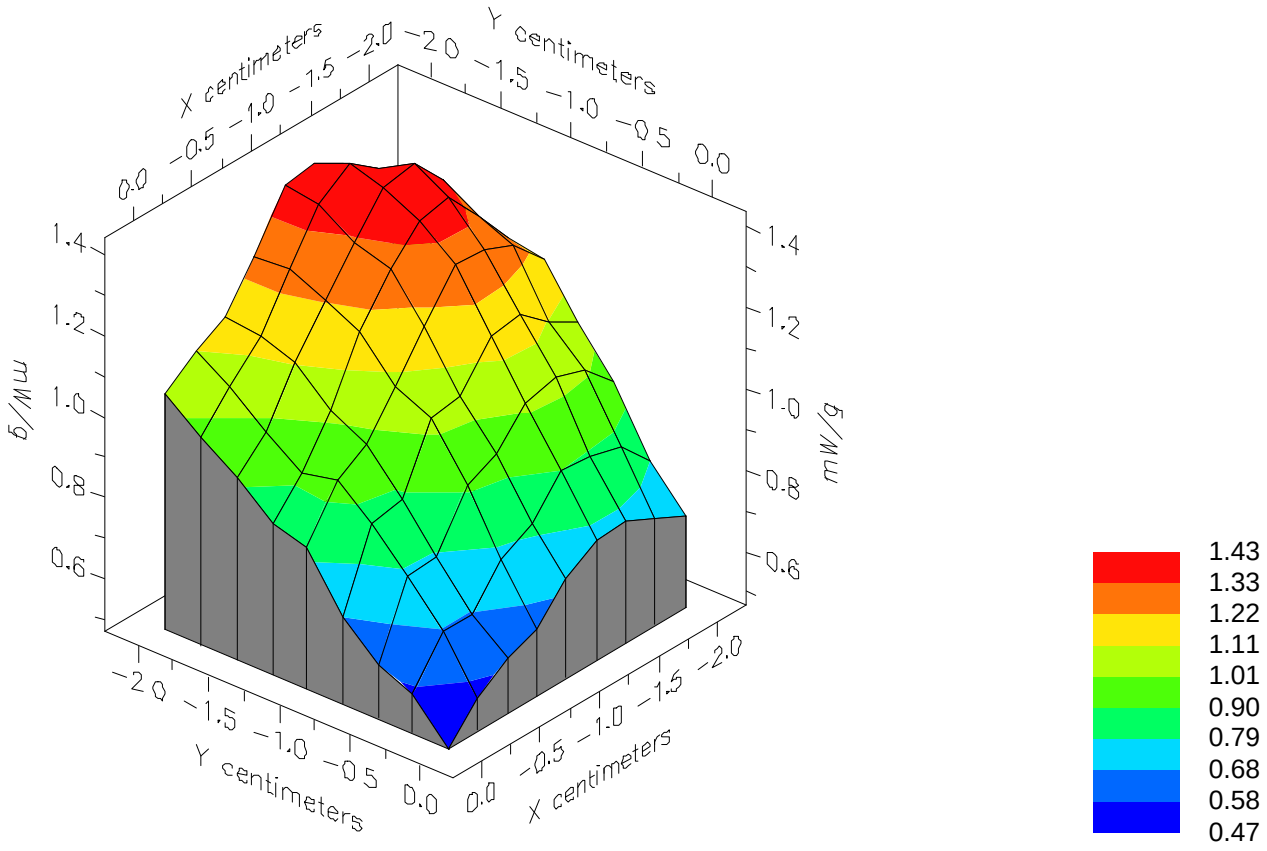

File : 00102632_ZOOM
Start : 26-Oct-100 04:58:56 pm  End : 26-Oct-100 05:09:56 pm
SAMSUNG/SCH-T300/04;1851.25MHz;W;Helical/In;
Head/Left Ear;ZOOM/SAR;PCTEST/E Field/0 DegreesBrain/41.300/1.650

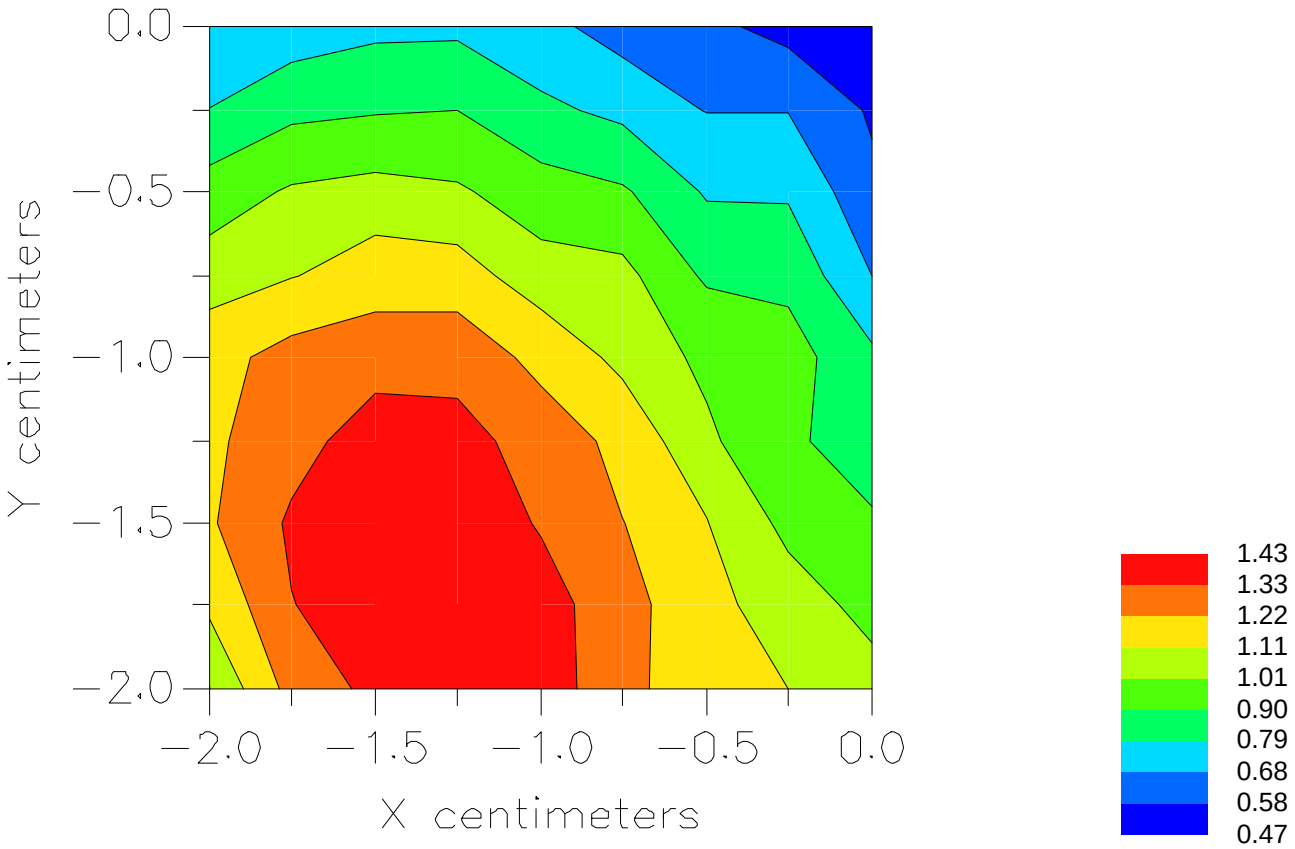

File : c:/idx3/SYSTEM/SARMEAS3/data/Normal/00102633_ZOOM.VLT
Start : 26-Oct-100 05:11:30 pm  End : 26-Oct-100 05:22:28 pm

Radio Type : SAMSUNG
Model Number : SCH-T300
Serial Number : 04
Frequency : 1851.25 MHz
Peak Trans. Pwr : 0.280 W
Start Trans. Pwr: 0.280 W
Antenna Type : Helical
Antenna Posn. : Out
Phantom Type : Head
Phantom Posn. : Left Ear
Scan Type : ZOOM/SAR
Probe Name : PCTEST
Field Type : E Field
Orientation : 0 Degrees

Mixture Type = Brain
Mixture Dielectric Constant = 41.300
Mixture Conductivity = 1.650

Comment :
SAMSUNG TRI-MODE PHONE - PCS MODE
CHAN 0025 Conducted 24.5 dBm
SAMSUNG TRI-MODE PHONE

Robot : PCTEST

Probe Offset = 0.25 cm
Sensor Factor = 0.0108
Conversion Factor = 1.201

PCTEST Amplifier Channel Settings : 0.245 0.231 0.224

Max Location : X = -1.250, Y = -1.500, Z = 0.000 (cm) Value = 3.702

Measured Values (volts) =

| | | | | | |
|---|---|---|---|---|---|
| 3.508E-003 | 2.947E-003 | 2.427E-003 | 2.067E-003 | 1.898E-003 | 1.703E-003 |
| 1.648E-003 | 1.588E-003 | 1.542E-003 | 1.565E-003 | 1.496E-003 | 1.496E-003 |
| 1.526E-003 | 1.527E-003 | 1.506E-003 | 1.512E-003 | 1.553E-003 | 1.585E-003 |
| 1.560E-003 | 1.573E-003 | 1.642E-003 | | | |

Calc. Voltage @ Surface (Vs) = 0.0042

Voltage @ 1.00 cm (Vt) = 0.0021

Ave. Voltage (Vs+Vt)/2 = 0.0031

Ave. SAR over 1 g (mW/g) = 0.3495

SAR Scan
File : 00102633_ZOOM
Start : 26-Oct-100 05:11:30 pm  End : 26-Oct-100 05:22:28 pm
SAMSUNG/SCH-T300/04;1851.25MHz;W;Helical/Out;
Head/Left Ear;ZOOM/SAR;PCTEST/E Field/0 DegreesBrain/41.300/1.650

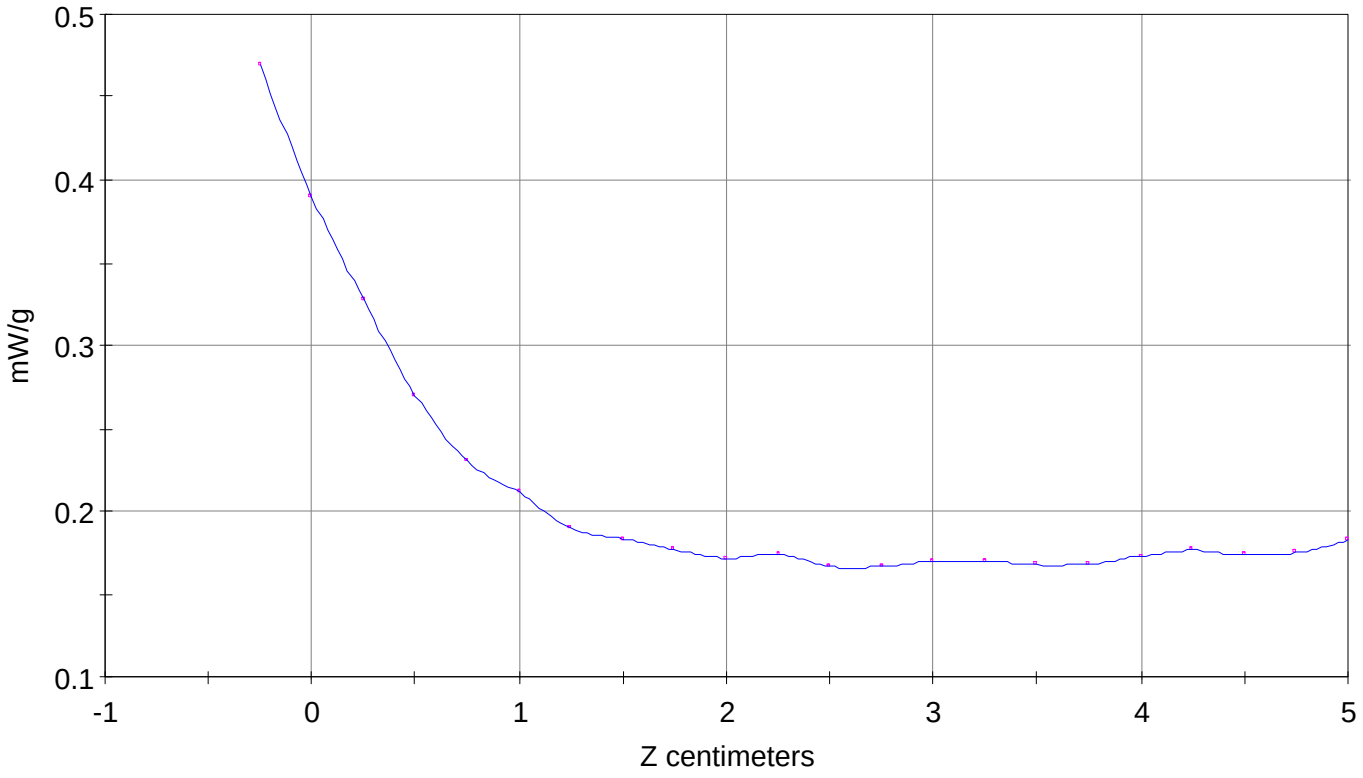

File : 00102633_ZOOM
Start : 26-Oct-100 05:11:30 pm  End : 26-Oct-100 05:22:28 pm
SAMSUNG/SCH-T300/04;1851.25MHz;W;Helical/Out;
Head/Left Ear;ZOOM/SAR;PCTEST/E Field/0 DegreesBrain/41.300/1.650

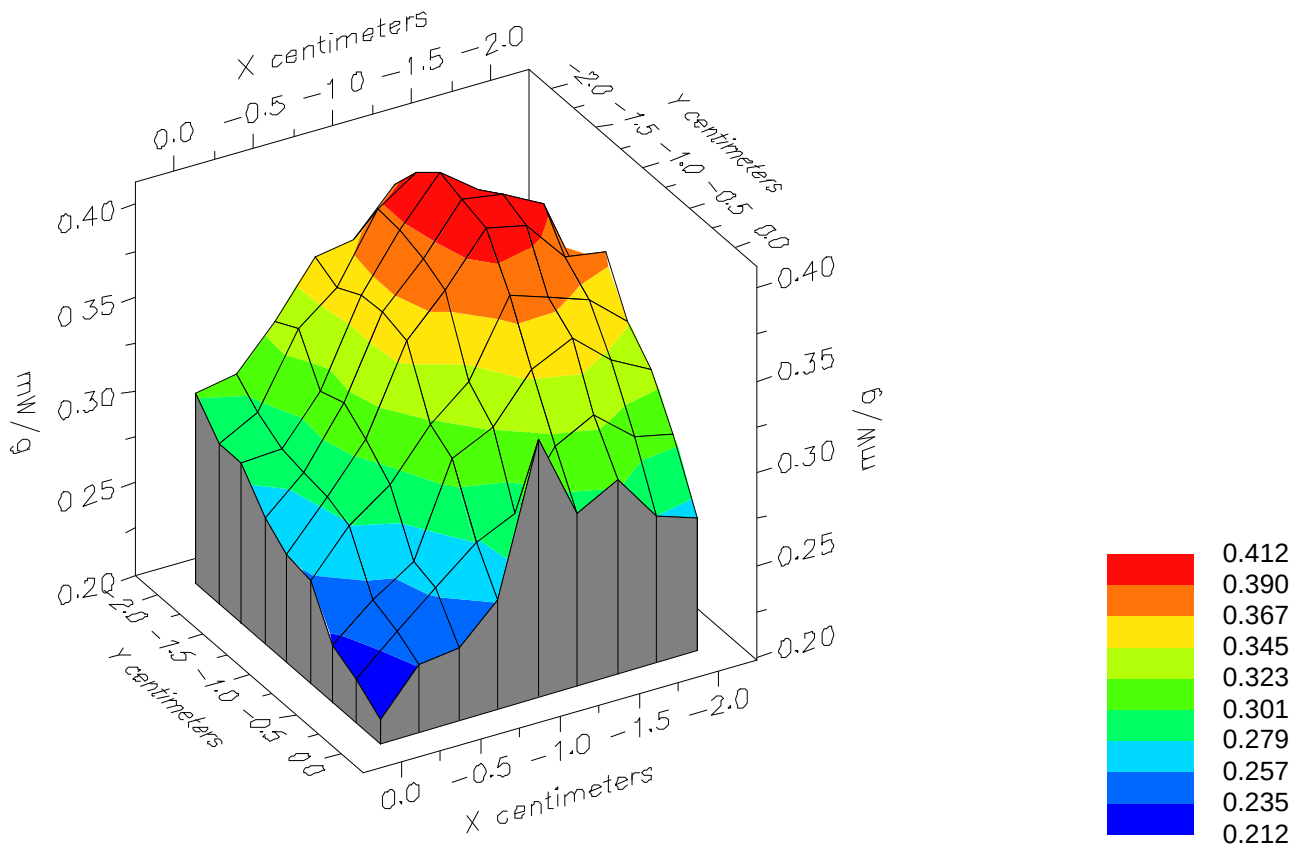

File : 00102633_ZOOM
Start : 26-Oct-100 05:11:30 pm  End : 26-Oct-100 05:22:28 pm
SAMSUNG/SCH-T300/04;1851.25MHz;W;Helical/Out;
Head/Left Ear;ZOOM/SAR;PCTEST/E Field/0 DegreesBrain/41.300/1.650

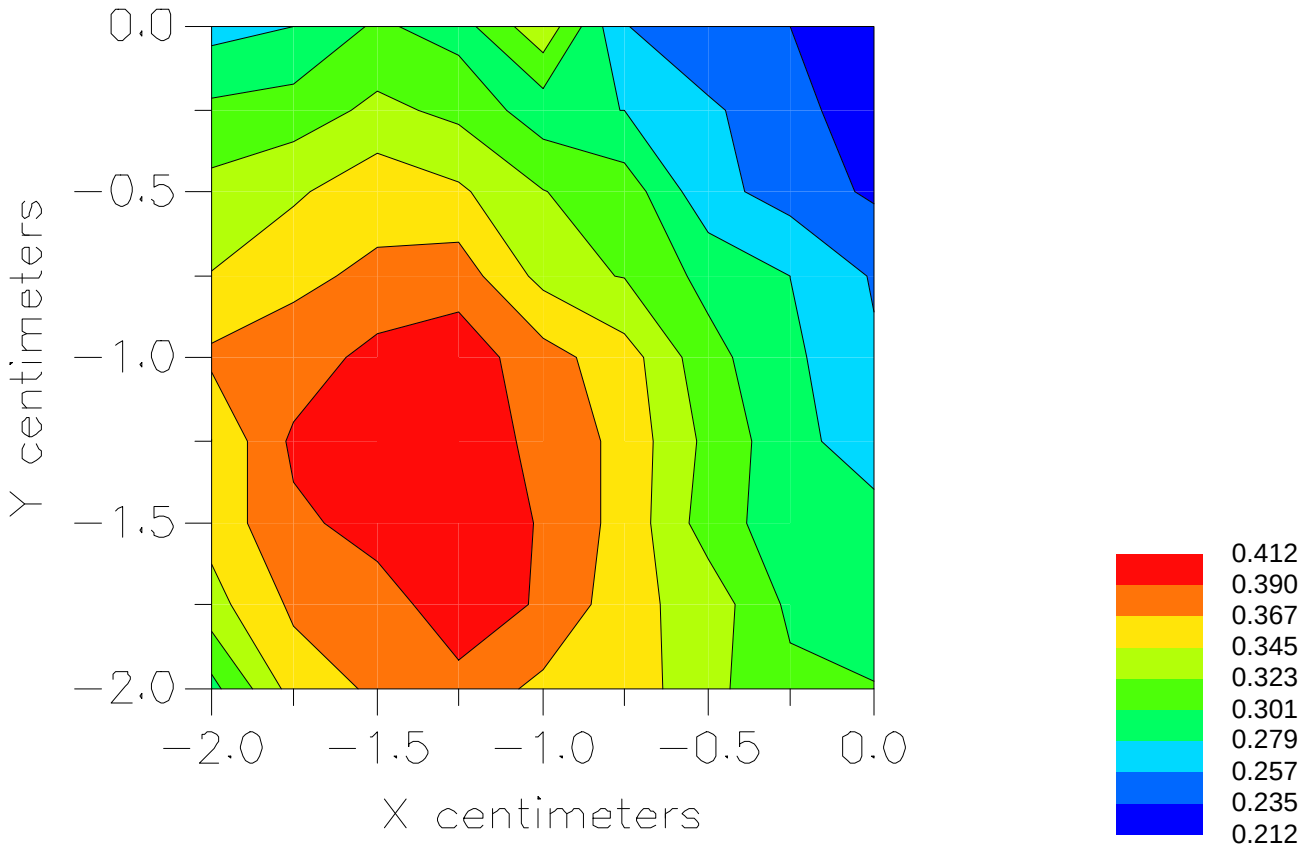

File : c:/idx3/SYSTEM/SARMEAS3/data/Normal/00102621_ZOOM.VLT
Start : 26-Oct-100 01:42:21 pm  End : 26-Oct-100 01:52:20 pm

Radio Type : SAMSUNG
Model Number : SCH-T300
Serial Number : 04
Frequency : 1880.00 MHz
Peak Trans. Pwr : 0.280 W
Start Trans. Pwr: 0.280 W
Antenna Type : Helical
Antenna Posn. : In
Phantom Type : Head
Phantom Posn. : Left Ear
Scan Type : ZOOM/SAR
Probe Name : PCTEST
Field Type : E Field
Orientation : 0 Degrees

Mixture Type = Brain
Mixture Dielectric Constant = 41.300
Mixture Conductivity = 1.650

Comment :
SAMSUNG TRI-MODE PHONE - PCS MODE
CHAN 0600 Conducted 24.5 dBm
SAMSUNG TRI-MODE PHONE

Robot : PCTEST

Probe Offset = 0.25 cm
Sensor Factor = 0.0108
Conversion Factor = 1.201

PCTEST Amplifier Channel Settings : 0.245 0.231 0.224

Max Location : X = -0.750, Y = -3.500, Z = 0.000 (cm) Value = 10.858

Measured Values (volts) =

| | | | | | |
|---|---|---|---|---|---|
| 1.079E-002 | 8.042E-003 | 6.150E-003 | 4.691E-003 | 3.610E-003 | 2.745E-003 |
| 2.200E-003 | 1.753E-003 | 1.353E-003 | 1.052E-003 | 8.107E-004 | 6.489E-004 |
| 6.163E-004 | 5.272E-004 | 4.371E-004 | 2.837E-004 | 1.747E-004 | 2.772E-004 |
| 3.196E-004 | 3.119E-004 | 2.325E-004 | | | |

Calc. Voltage @ Surface (Vs) = 0.0143

Voltage @ 1.00 cm (Vt) = 0.0047

Ave. Voltage (Vs+Vt)/2 = 0.0095

Ave. SAR over 1 g (mW/g) = 1.0554

SAR Scan
File : 00102621_ZOOM
Start : 26-Oct-100 01:42:21 pm  End : 26-Oct-100 01:52:20 pm
SAMSUNG/SCH-T300/04;1880.00MHz;W;Helical/In;
Head/Left Ear;ZOOM/SAR;PCTEST/E Field/0 DegreesBrain/41.300/1.650

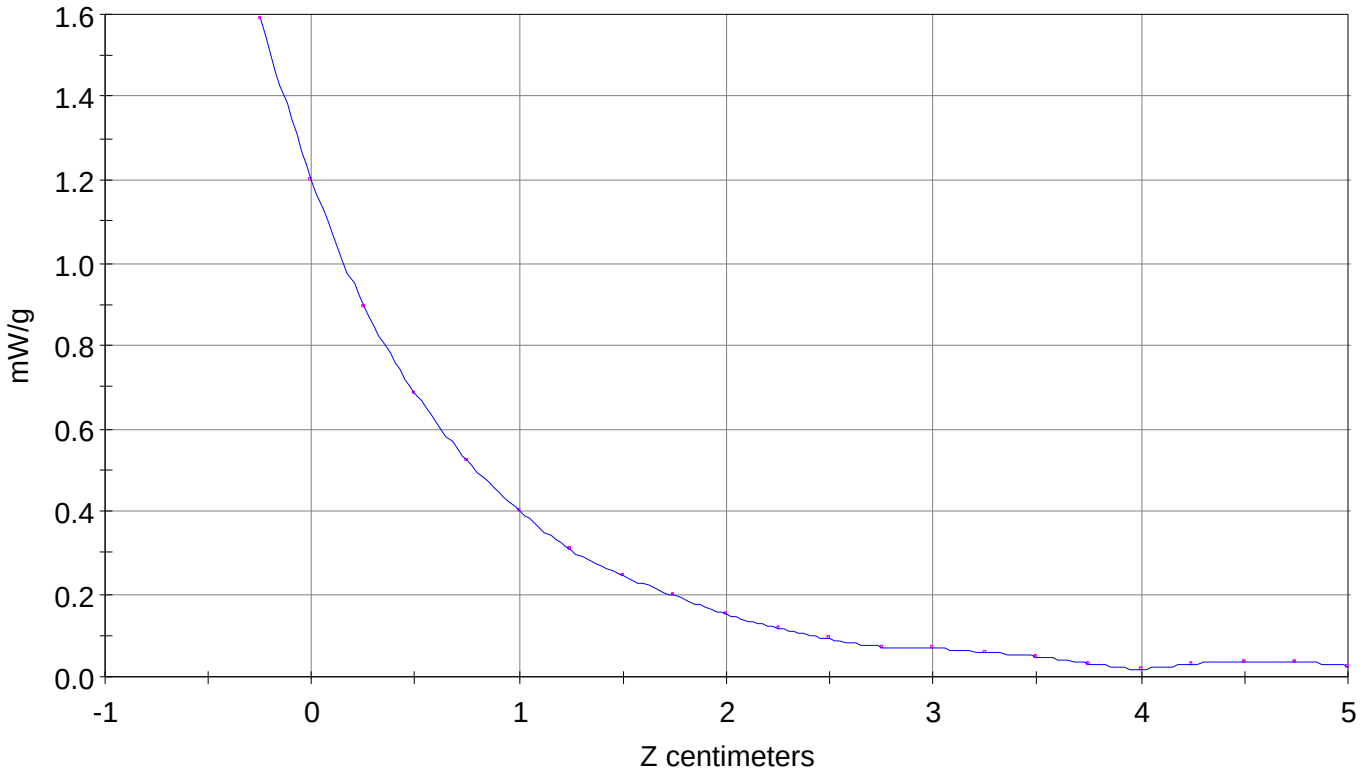

File : 00102621_ZOOM
Start : 26-Oct-100 01:42:21 pm  End : 26-Oct-100 01:52:20 pm
SAMSUNG/SCH-T300/04;1880.00MHz;W;Helical/In;
Head/Left Ear;ZOOM/SAR;PCTEST/E Field/0 DegreesBrain/41.300/1.650

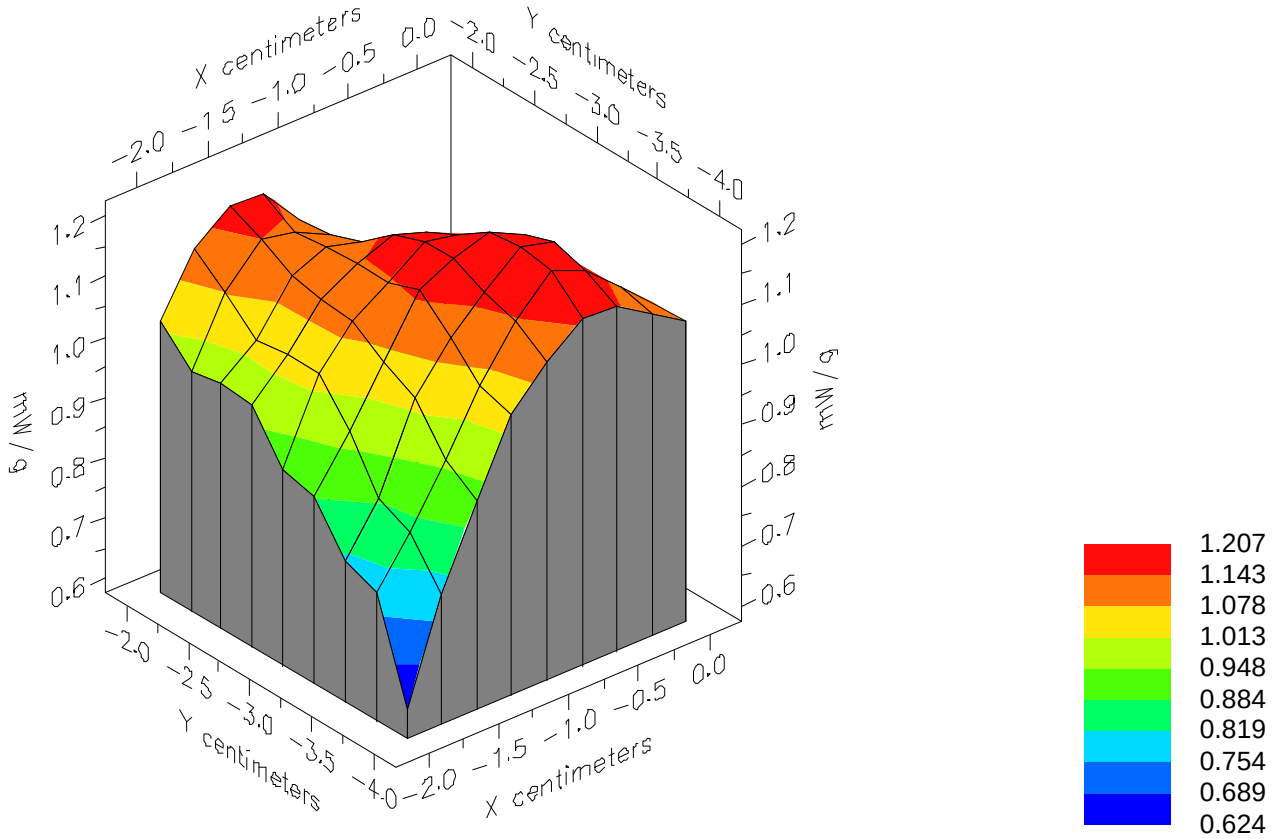

File : 00102621_ZOOM
Start : 26-Oct-100 01:42:21 pm  End : 26-Oct-100 01:52:20 pm
SAMSUNG/SCH-T300/04;1880.00MHz;W;Helical/In;
Head/Left Ear;ZOOM/SAR;PCTEST/E Field/0 DegreesBrain/41.300/1.650

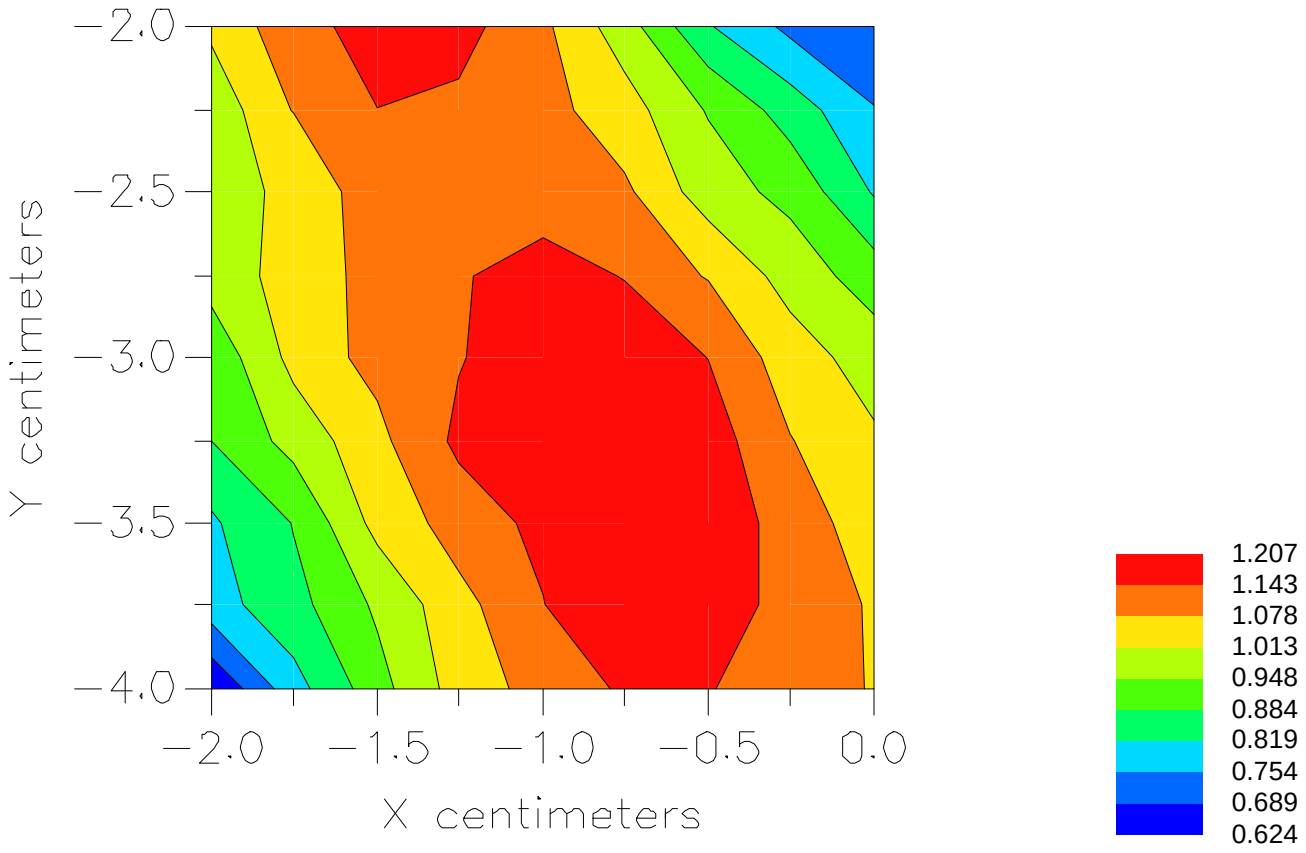

File : c:/idx3/SYSTEM/SARMEAS3/data/Normal/00102516_ZOOM.VLT
Start : 25-Oct-100 01:56:13 pm  End : 25-Oct-100 02:08:45 pm

Radio Type : SAMSUNG
Model Number : SCH-T300
Serial Number : 04
Frequency : 1880.00 MHz
Peak Trans. Pwr : 0.280 W
Start Trans. Pwr: 0.280 W
Antenna Type : Helical
Antenna Posn. : Out
Phantom Type : Head
Phantom Posn. : Left Ear
Scan Type : ZOOM/SAR
Probe Name : PCTEST
Field Type : E Field
Orientation : 0 Degrees

Mixture Type = Brain
Mixture Dielectric Constant = 41.300
Mixture Conductivity = 1.650

Comment :
SAMSUNG TRI-MODE PHONE - PCS MODE
CHAN 0600 Conducted 24.5 dBm
SAMSUNG TRI-MODE PHONE

Robot : PCTEST

Probe Offset = 0.25 cm
Sensor Factor = 0.0108
Conversion Factor = 1.201

PCTEST Amplifier Channel Settings : 0.245 0.231 0.224

Max Location : X = -1.500, Y = -2.500, Z = 0.000 (cm) Value = 2.860

Measured Values (volts) =

| | | | | | |
|---|---|---|---|---|---|
| 2.770E-003 | 2.014E-003 | 1.542E-003 | 1.180E-003 | 9.365E-004 | 6.769E-004 |
| 5.901E-004 | 4.012E-004 | 3.107E-004 | 2.972E-004 | 2.275E-004 | 1.852E-004 |
| 1.678E-004 | 1.528E-004 | 1.405E-004 | 1.293E-004 | 7.755E-005 | 1.240E-004 |
| 1.182E-004 | 9.438E-005 | 1.110E-004 | | | |

Calc. Voltage @ Surface (Vs) = 0.0037

Voltage @ 1.00 cm (Vt) = 0.0012

Ave. Voltage (Vs+Vt)/2 = 0.0024

Ave. SAR over 1 g (mW/g) = 0.2721

SAR Scan
File : 00102516_ZOOM
Start : 25-Oct-100 01:56:13 pm  End : 25-Oct-100 02:08:45 pm
SAMSUNG/SCH-T300/04;1880.00MHz;W;Helical/Out;
Head/Left Ear;ZOOM/SAR;PCTEST/E Field/0 DegreesBrain/41.300/1.650

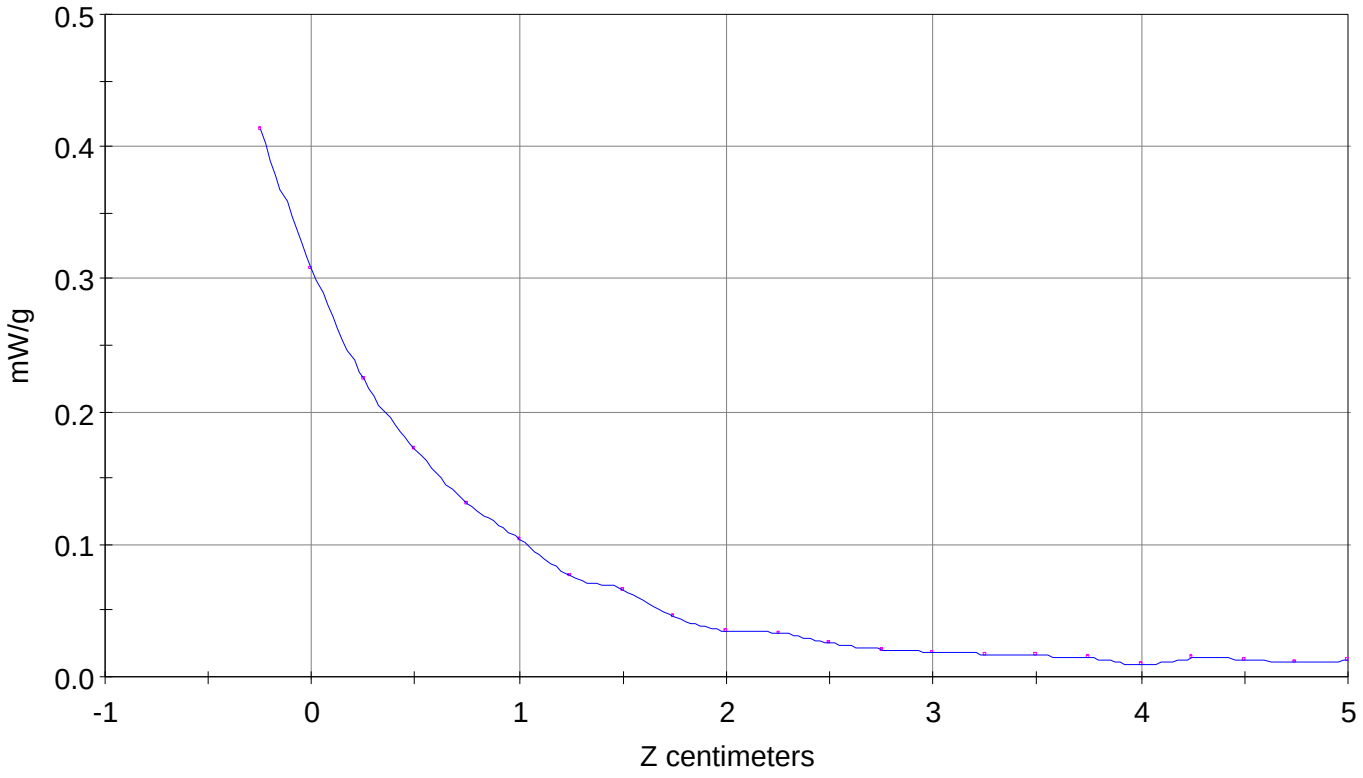

File : 00102516_ZOOM
Start : 25-Oct-100 01:56:13 pm  End : 25-Oct-100 02:08:45 pm
SAMSUNG/SCH-T300/04;1880.00MHz;W;Helical/Out;
Head/Left Ear;ZOOM/SAR;PCTEST/E Field/0 DegreesBrain/41.300/1.650

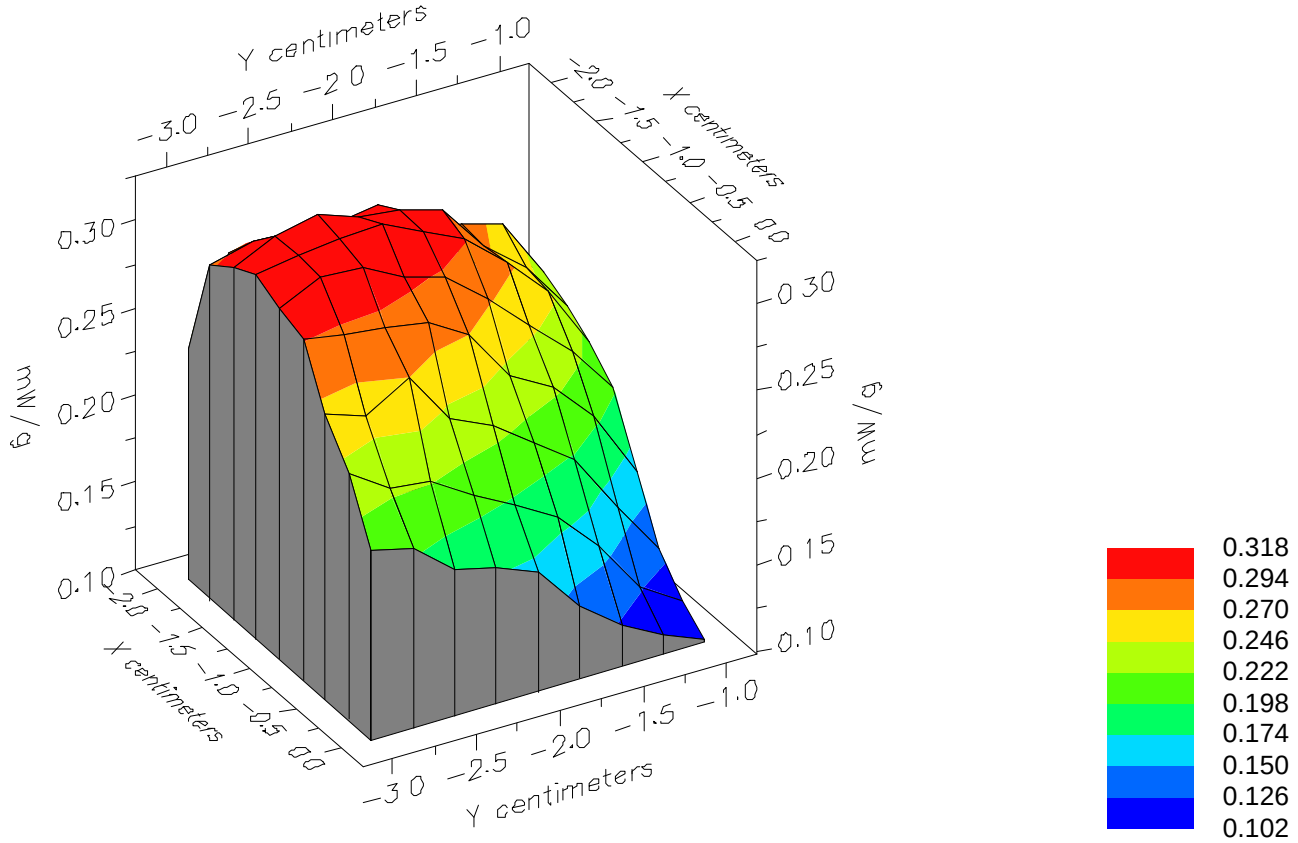

File : 00102516_ZOOM
Start : 25-Oct-100 01:56:13 pm  End : 25-Oct-100 02:08:45 pm
SAMSUNG/SCH-T300/04;1880.00MHz;W;Helical/Out;
Head/Left Ear;ZOOM/SAR;PCTEST/E Field/0 DegreesBrain/41.300/1.650

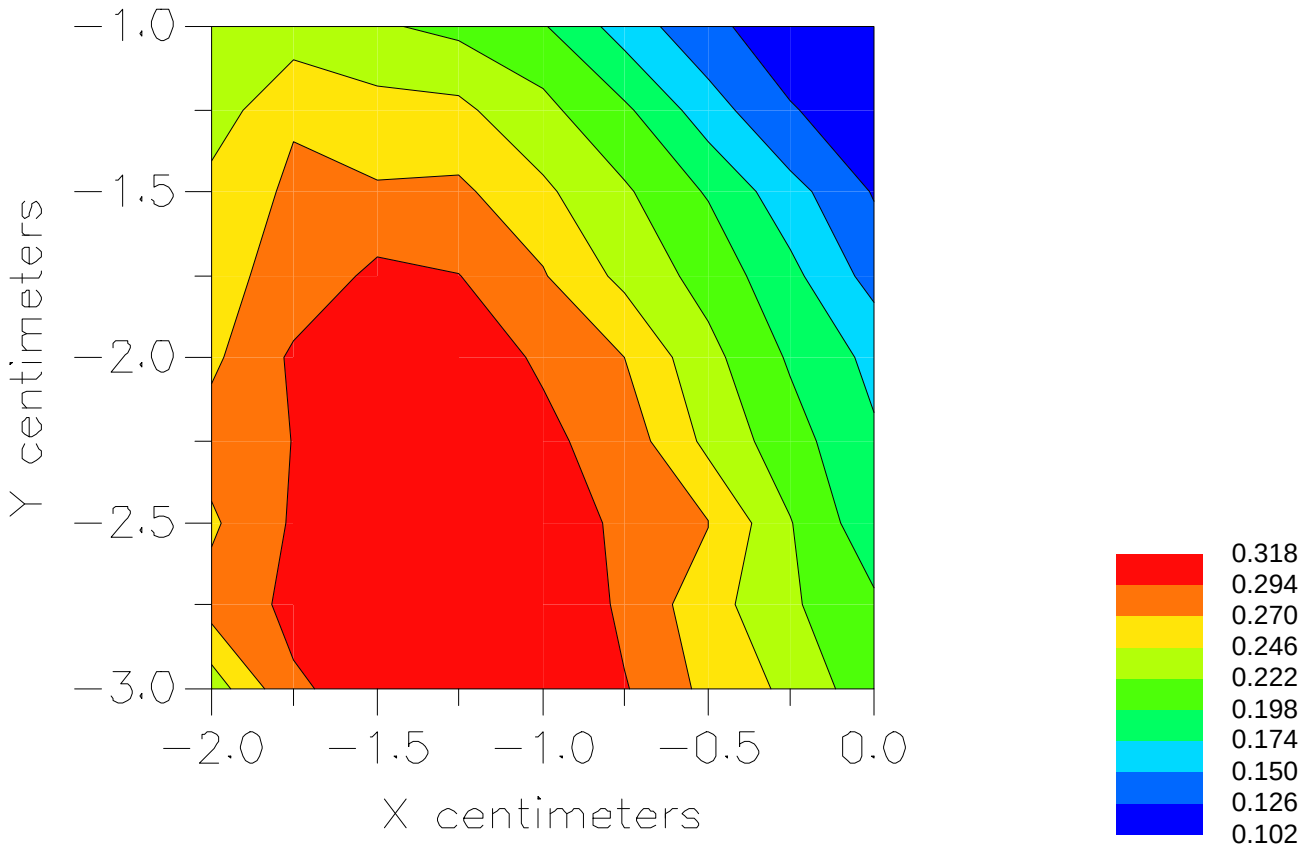

File : c:/idx3/SYSTEM/SARMEAS3/data/Normal/00102634_ZOOM.VLT
Start : 26-Oct-100 05:25:21 pm  End : 26-Oct-100 05:36:20 pm

Radio Type : SAMSUNG
Model Number : SCH-T300
Serial Number : 04
Frequency : 1908.75 MHz
Peak Trans. Pwr : 0.280 W
Start Trans. Pwr: 0.280 W
Antenna Type : Helical
Antenna Posn. : In
Phantom Type : Head
Phantom Posn. : Left Ear
Scan Type : ZOOM/SAR
Probe Name : PCTEST
Field Type : E Field
Orientation : 0 Degrees

Mixture Type = Brain
Mixture Dielectric Constant = 41.300
Mixture Conductivity = 1.650

Comment :
SAMSUNG TRI-MODE PHONE - PCS MODE
CHAN 1175 Conducted 24.5 dBm
SAMSUNG TRI-MODE PHONE

Robot : PCTEST

Probe Offset = 0.25 cm
Sensor Factor = 0.0108
Conversion Factor = 1.201

PCTEST Amplifier Channel Settings : 0.245 0.231 0.224

Max Location : X = -1.500, Y = -1.500, Z = 0.000 (cm) Value = 11.781

Measured Values (volts) =

| | | | | | |
|---|---|---|---|---|---|
| 1.080E-002 | 8.863E-003 | 6.503E-003 | 4.910E-003 | 4.058E-003 | 3.330E-003 |
| 2.842E-003 | 2.478E-003 | 2.153E-003 | 1.997E-003 | 1.853E-003 | 1.778E-003 |
| 1.670E-003 | 1.648E-003 | 1.666E-003 | 1.595E-003 | 1.638E-003 | 1.538E-003 |
| 1.517E-003 | 1.598E-003 | 1.567E-003 | | | |

Calc. Voltage @ Surface (Vs) = 0.0139

Voltage @ 1.00 cm (Vt) = 0.0049

Ave. Voltage (Vs+Vt)/2 = 0.0094

Ave. SAR over 1 g (mW/g) = 1.0486

SAR Scan
File : 00102634_ZOOM
Start : 26-Oct-100 05:25:21 pm  End : 26-Oct-100 05:36:20 pm
SAMSUNG/SCH-T300/04;1908.75MHz;W;Helical/In;
Head/Left Ear;ZOOM/SAR;PCTEST/E Field/0 DegreesBrain/41.300/1.650

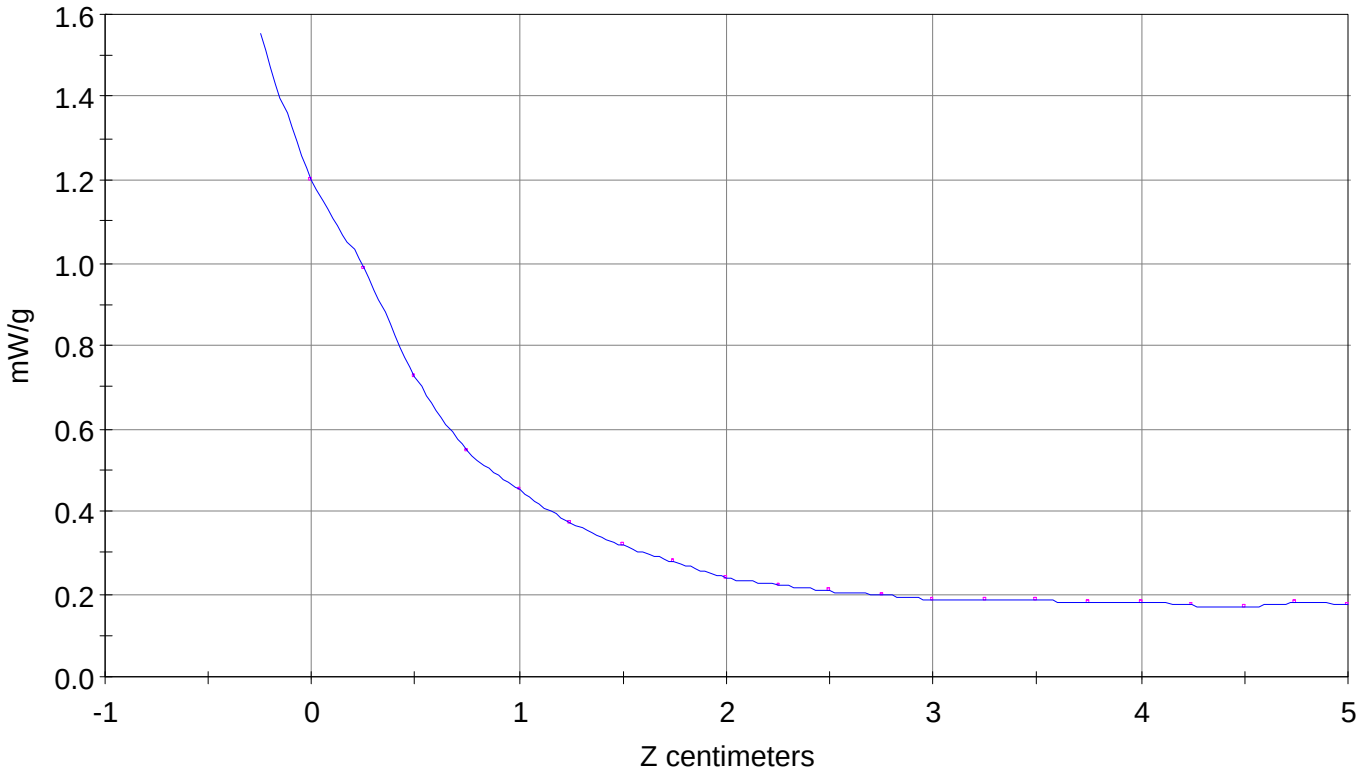

File : 00102634_ZOOM
Start : 26-Oct-100 05:25:21 pm  End : 26-Oct-100 05:36:20 pm
SAMSUNG/SCH-T300/04;1908.75MHz;W;Helical/In;
Head/Left Ear;ZOOM/SAR;PCTEST/E Field/0 DegreesBrain/41.300/1.650

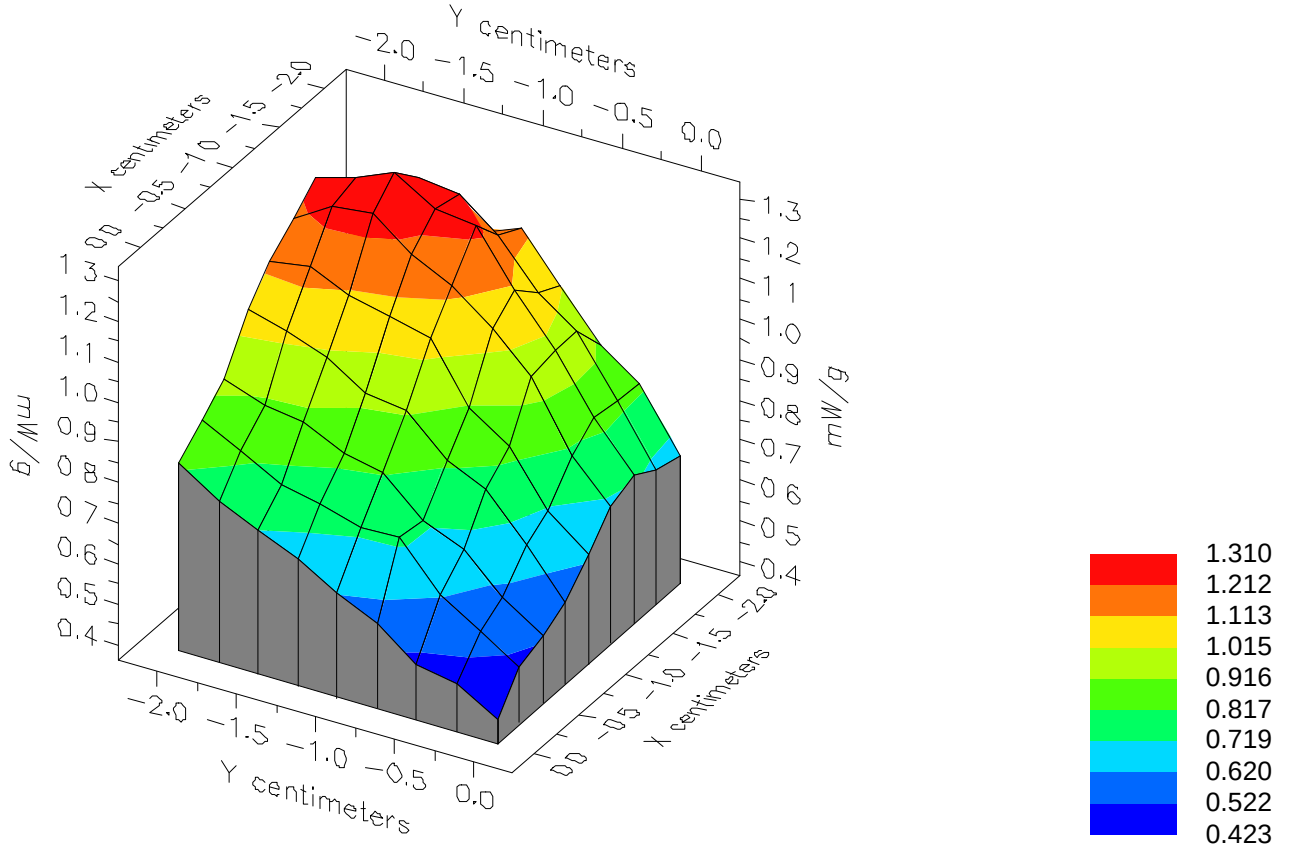

File : 00102634_ZOOM
Start : 26-Oct-100 05:25:21 pm  End : 26-Oct-100 05:36:20 pm
SAMSUNG/SCH-T300/04;1908.75MHz;W;Helical/In;
Head/Left Ear;ZOOM/SAR;PCTEST/E Field/0 DegreesBrain/41.300/1.650

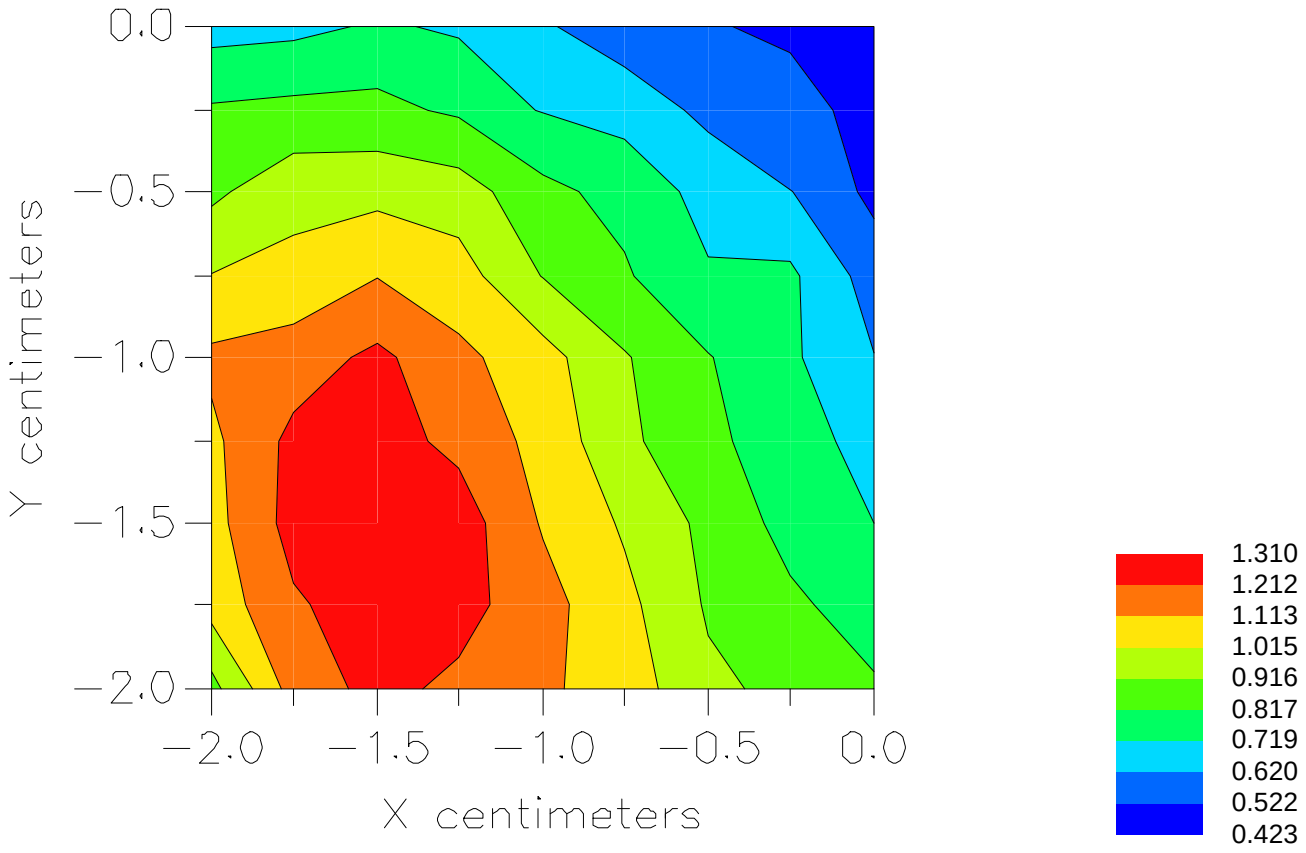

File : c:/idx3/SYSTEM/SARMEAS3/data/Normal/00102635_ZOOM.VLT
Start : 26-Oct-100 05:37:27 pm  End : 26-Oct-100 05:48:25 pm

Radio Type : SAMSUNG
Model Number : SCH-T300
Serial Number : 04
Frequency : 1908.75 MHz
Peak Trans. Pwr : 0.280 W
Start Trans. Pwr: 0.280 W
Antenna Type : Helical
Antenna Posn. : Out
Phantom Type : Head
Phantom Posn. : Left Ear
Scan Type : ZOOM/SAR
Probe Name : PCTEST
Field Type : E Field
Orientation : 0 Degrees

Mixture Type = Brain
Mixture Dielectric Constant = 41.300
Mixture Conductivity = 1.650

Comment :
SAMSUNG TRI-MODE PHONE - PCS MODE
CHAN 1175 Conducted 24.5 dBm
SAMSUNG TRI-MODE PHONE

Robot : PCTEST

Probe Offset = 0.25 cm
Sensor Factor = 0.0108
Conversion Factor = 1.201

PCTEST Amplifier Channel Settings : 0.245 0.231 0.224

Max Location : X = -1.500, Y = -1.250, Z = 0.000 (cm) Value = 2.983

Measured Values (volts) =

| | | | | | |
|---|---|---|---|---|---|
| 2.532E-003 | 2.141E-003 | 1.981E-003 | 1.601E-003 | 1.517E-003 | 1.447E-003 |
| 1.423E-003 | 1.446E-003 | 1.442E-003 | 1.395E-003 | 1.351E-003 | 1.350E-003 |
| 1.370E-003 | 1.359E-003 | 1.361E-003 | 1.410E-003 | 1.410E-003 | 1.425E-003 |
| 1.421E-003 | 1.448E-003 | 1.467E-003 | | | |

Calc. Voltage @ Surface (Vs) = 0.0029

Voltage @ 1.00 cm (Vt) = 0.0016

Ave. Voltage (Vs+Vt)/2 = 0.0022

Ave. SAR over 1 g (mW/g) = 0.2484

SAR Scan
File : 00102635_ZOOM
Start : 26-Oct-100 05:37:27 pm  End : 26-Oct-100 05:48:25 pm
SAMSUNG/SCH-T300/04;1908.75MHz;W;Helical/Out;
Head/Left Ear;ZOOM/SAR;PCTEST/E Field/0 DegreesBrain/41.300/1.650

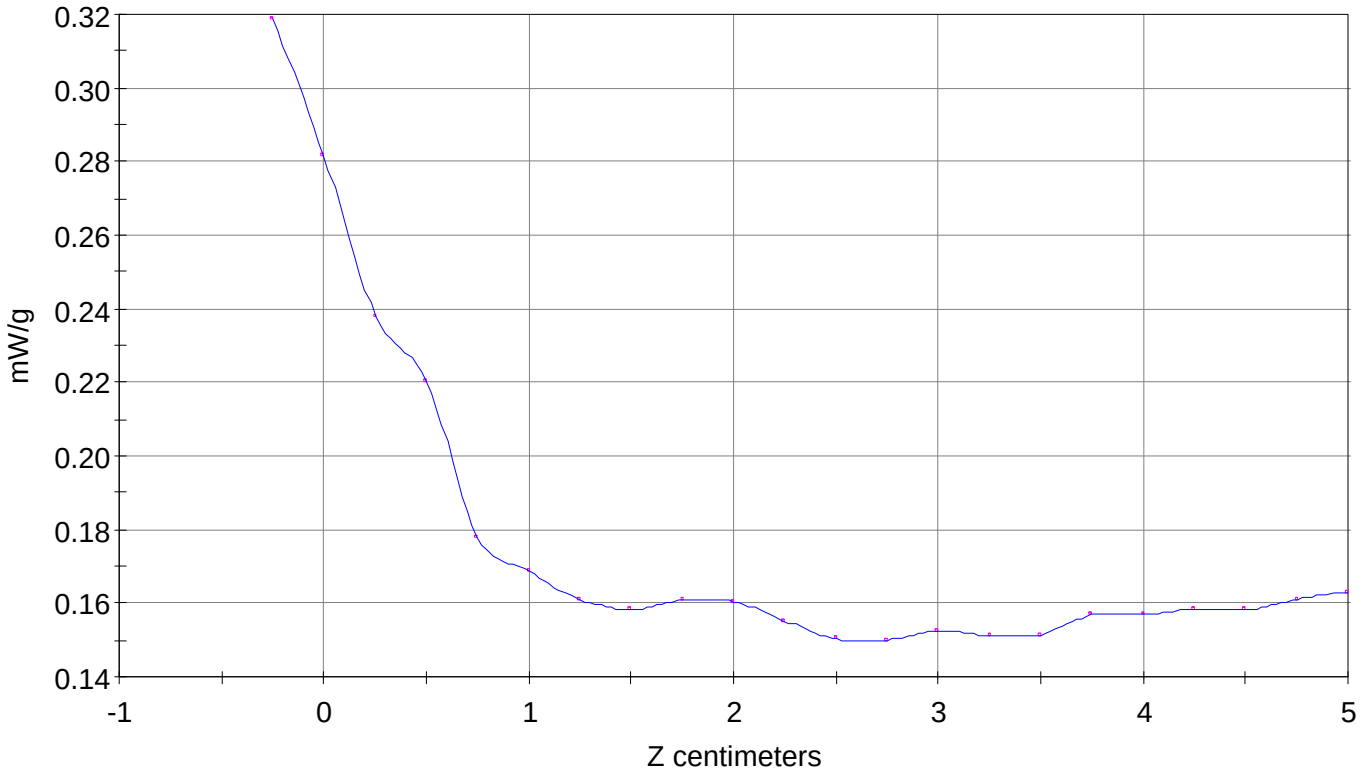

File : 00102635_ZOOM
Start : 26-Oct-100 05:37:27 pm  End : 26-Oct-100 05:48:25 pm
SAMSUNG/SCH-T300/04;1908.75MHz;W;Helical/Out;
Head/Left Ear;ZOOM/SAR;PCTEST/E Field/0 DegreesBrain/41.300/1.650

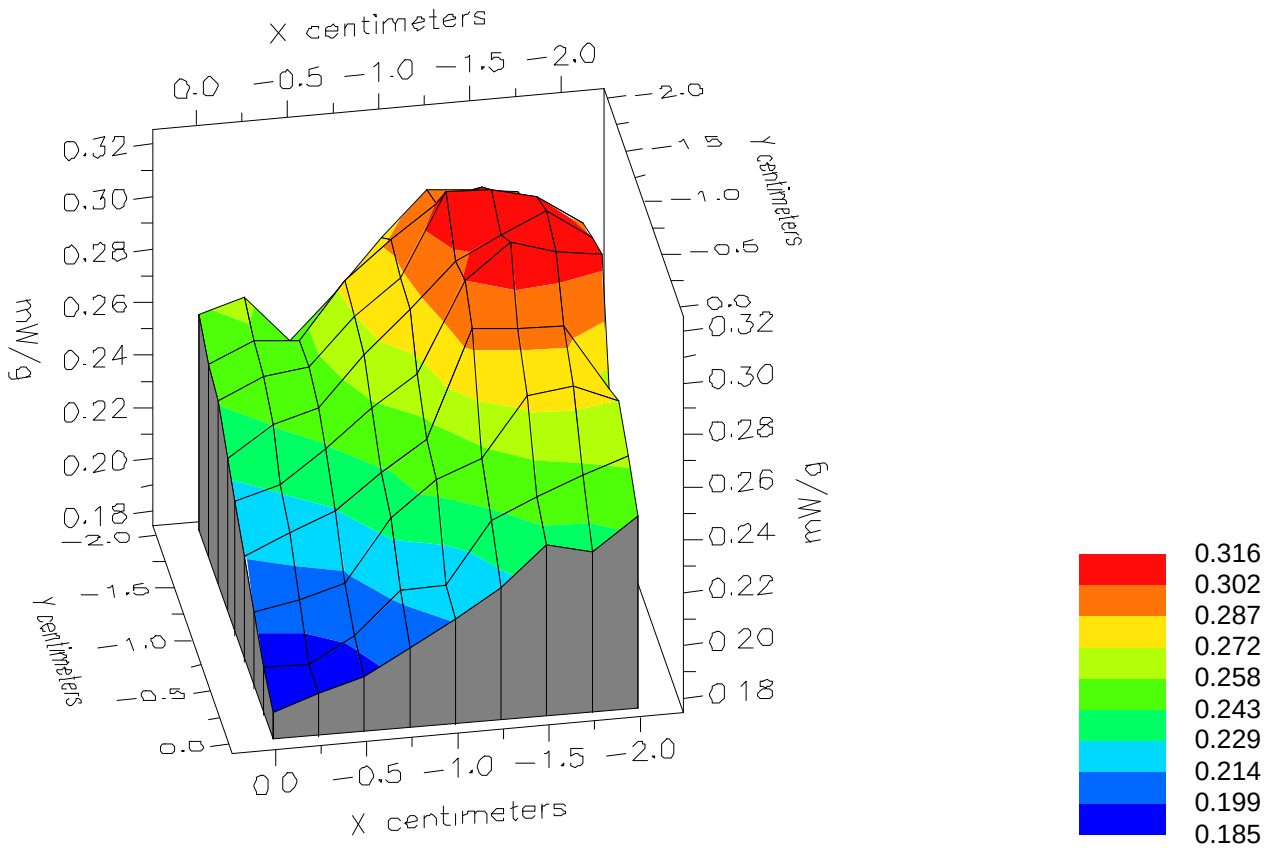

File : 00102635_ZOOM
Start : 26-Oct-100 05:37:27 pm  End : 26-Oct-100 05:48:25 pm
SAMSUNG/SCH-T300/04;1908.75MHz;W;Helical/Out;
Head/Left Ear;ZOOM/SAR;PCTEST/E Field/0 DegreesBrain/41.300/1.650

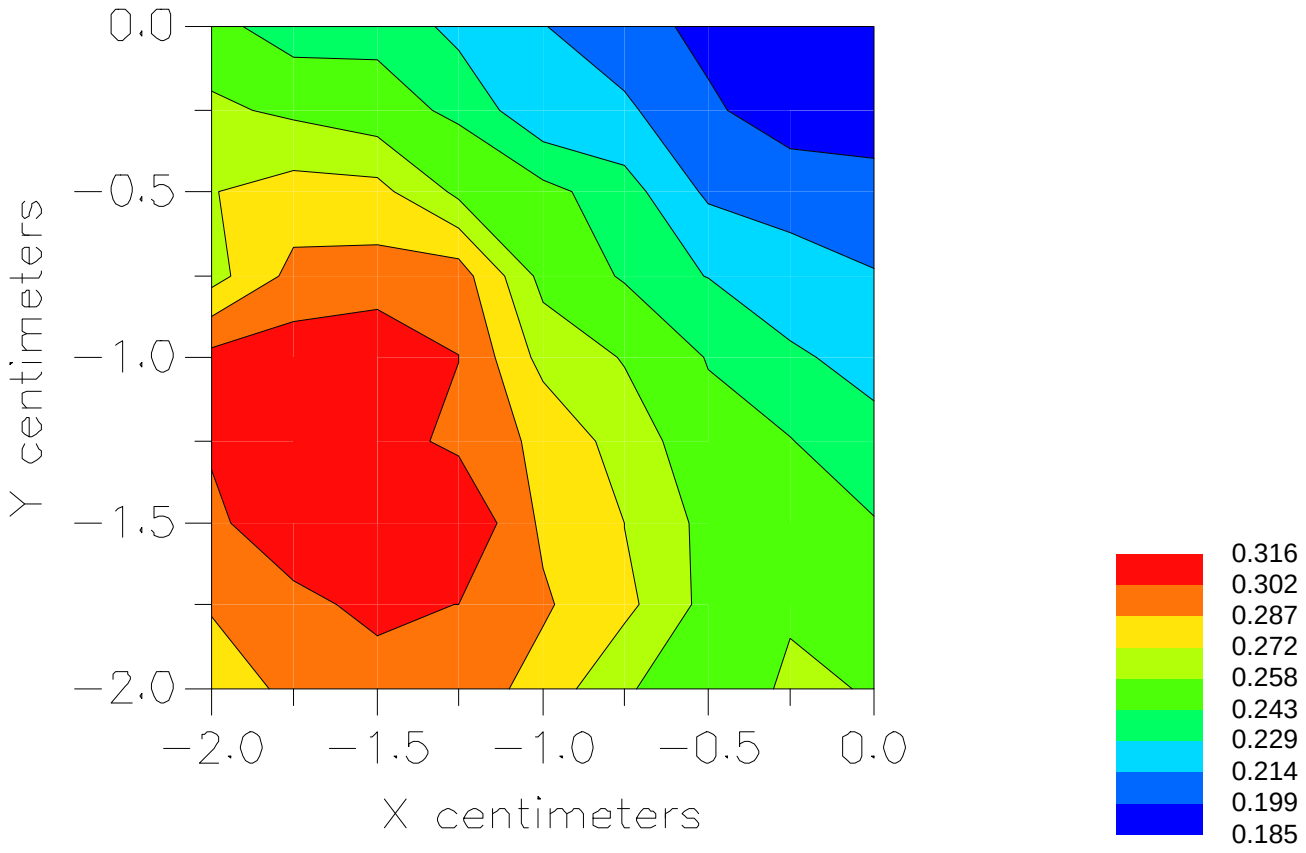

# Peak SAR Location

## AMPS Body SAR

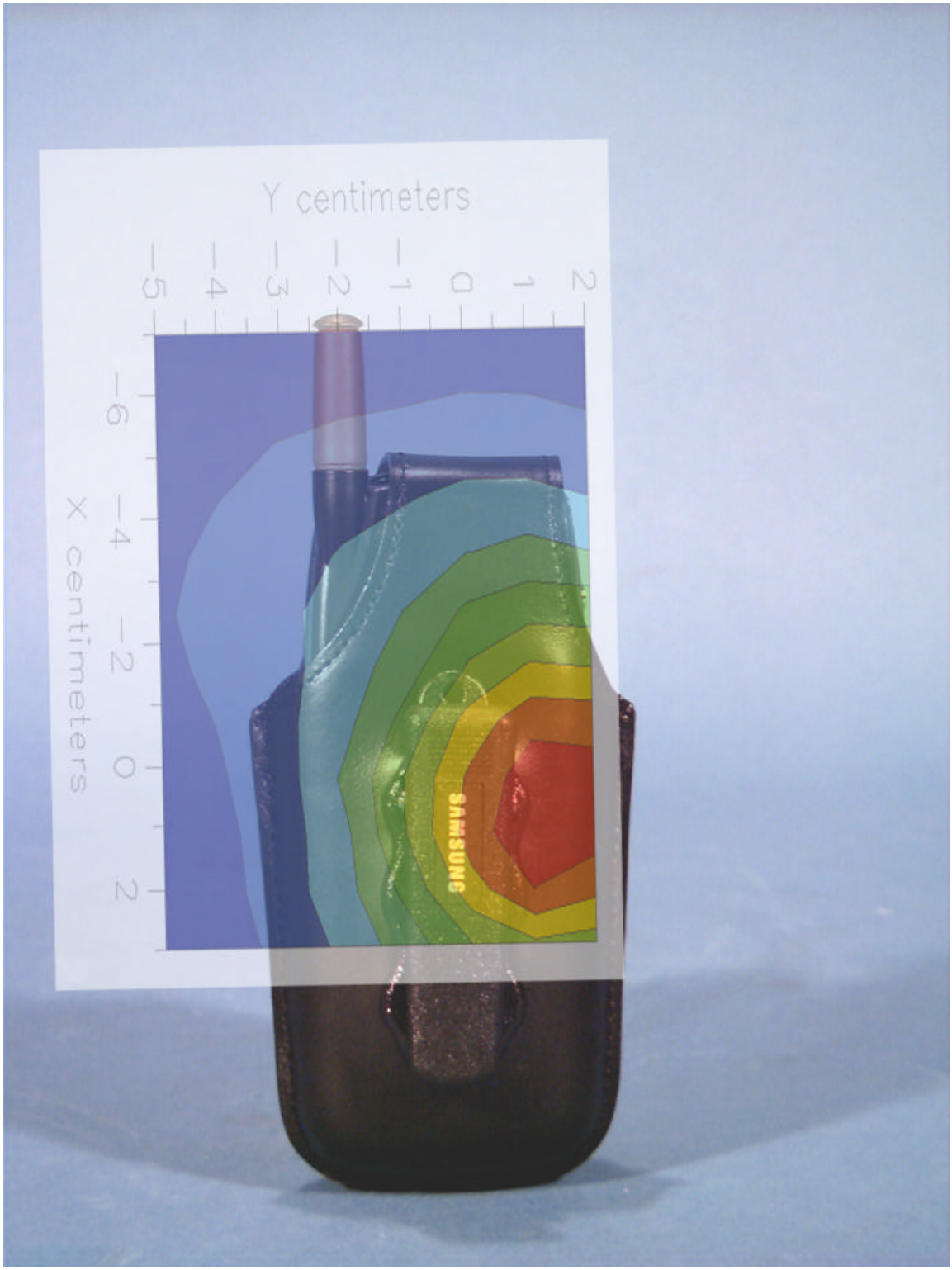

File : c:/idx3/SYSTEM/SARMEAS3/data/Normal/00102701_ZOOM.VLT
Start : 27-Oct-100 10:01:42 am  End : 27-Oct-100 10:12:11 am

Radio Type : SAMSUNG
Model Number : SCH-T300
Serial Number : 04
Frequency : 824.04 MHz
Peak Trans. Pwr : 0.500 W
Start Trans. Pwr: 0.500 W
Antenna Type : Helical
Antenna Posn. : In
Phantom Type : Body
Phantom Posn. : Abdomen
Scan Type : ZOOM/SAR
Probe Name : PCTEST
Field Type : E Field
Orientation : 0 Degrees

Mixture Type = Muscle
Mixture Dielectric Constant = 51.700
Mixture Conductivity = 1.100

Comment :
SAMSUNG TRI-MODE PHONE - AMPS MODE
CHAN 0991 Conducted 27.0 dBm
SAMSUNG TRI-MODE PHONE

Robot : PCTEST

Probe Offset = 0.25 cm
Sensor Factor = 0.0108
Conversion Factor = 0.894

PCTEST Amplifier Channel Settings : 0.166 0.135 0.132

Max Location : X = 1.000, Y = 0.250, Z = 0.000 (cm) Value = 10.377

Measured Values (volts) =

| | | | | | |
|---|---|---|---|---|---|
| 1.020E-002 | 8.703E-003 | 6.918E-003 | 5.649E-003 | 4.703E-003 | 4.169E-003 |
| 3.915E-003 | 3.891E-003 | 3.904E-003 | 3.799E-003 | 3.296E-003 | 2.809E-003 |
| 2.158E-003 | 1.332E-003 | 8.234E-004 | 6.132E-004 | 6.759E-004 | 1.016E-003 |
| 1.433E-003 | 1.752E-003 | 1.668E-003 | | | |

Calc. Voltage @ Surface (Vs) = 0.0124

Voltage @ 1.00 cm (Vt) = 0.0056

Ave. Voltage (Vs+Vt)/2 = 0.0090

Ave. SAR over 1 g (mW/g) = 0.7467

SAR Scan
File : 00102701_ZOOM
Start : 27-Oct-100 10:01:42 am  End : 27-Oct-100 10:12:11 am
SAMSUNG/SCH-T300/04;824.04MHz;W;Helical/In;
Body/Abdomen;ZOOM/SAR;PCTEST/E Field/0 DegreesMuscle/51.700/1.100

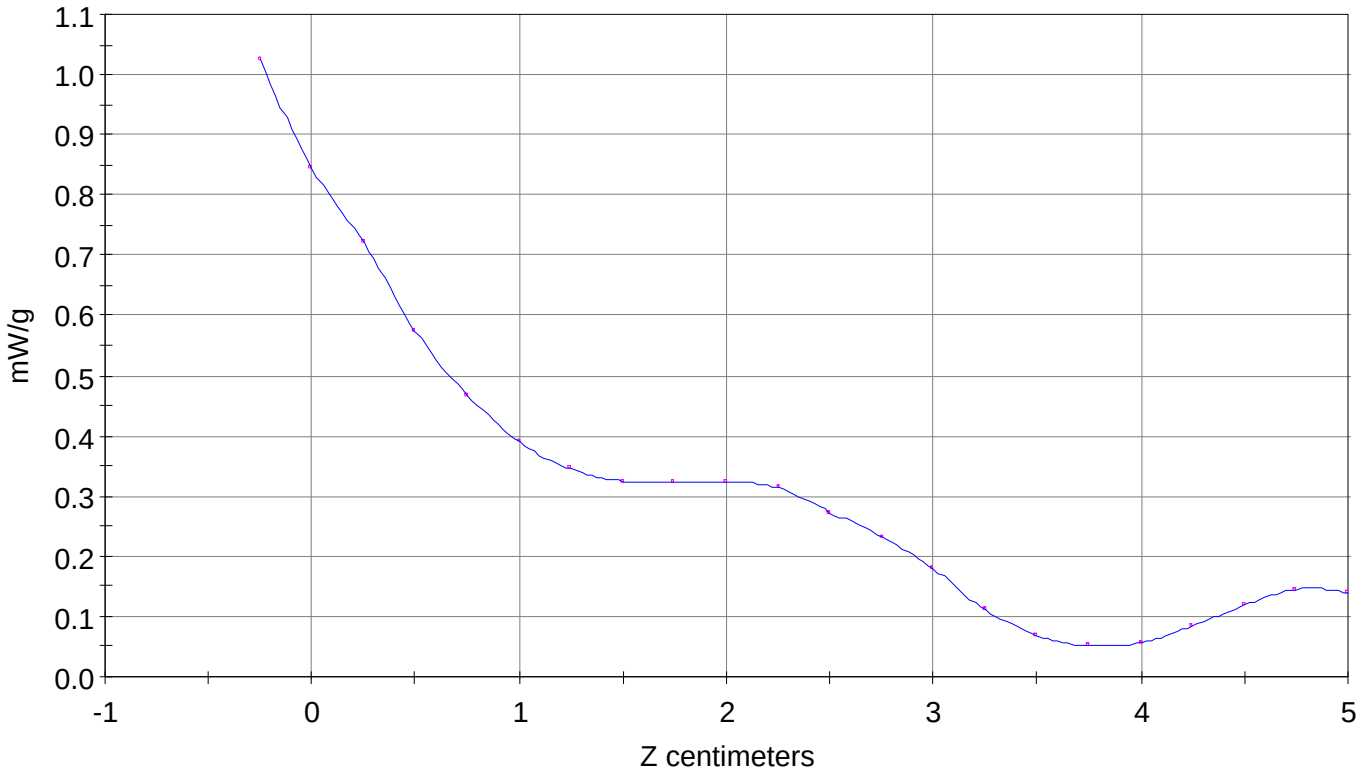

File : 00102701_ZOOM
Start : 27-Oct-100 10:01:42 am  End : 27-Oct-100 10:12:11 am
SAMSUNG/SCH-T300/04;824.04MHz;W;Helical/In;
Body/Abdomen;ZOOM/SAR;PCTEST/E Field/0 DegreesMuscle/51.700/1.100

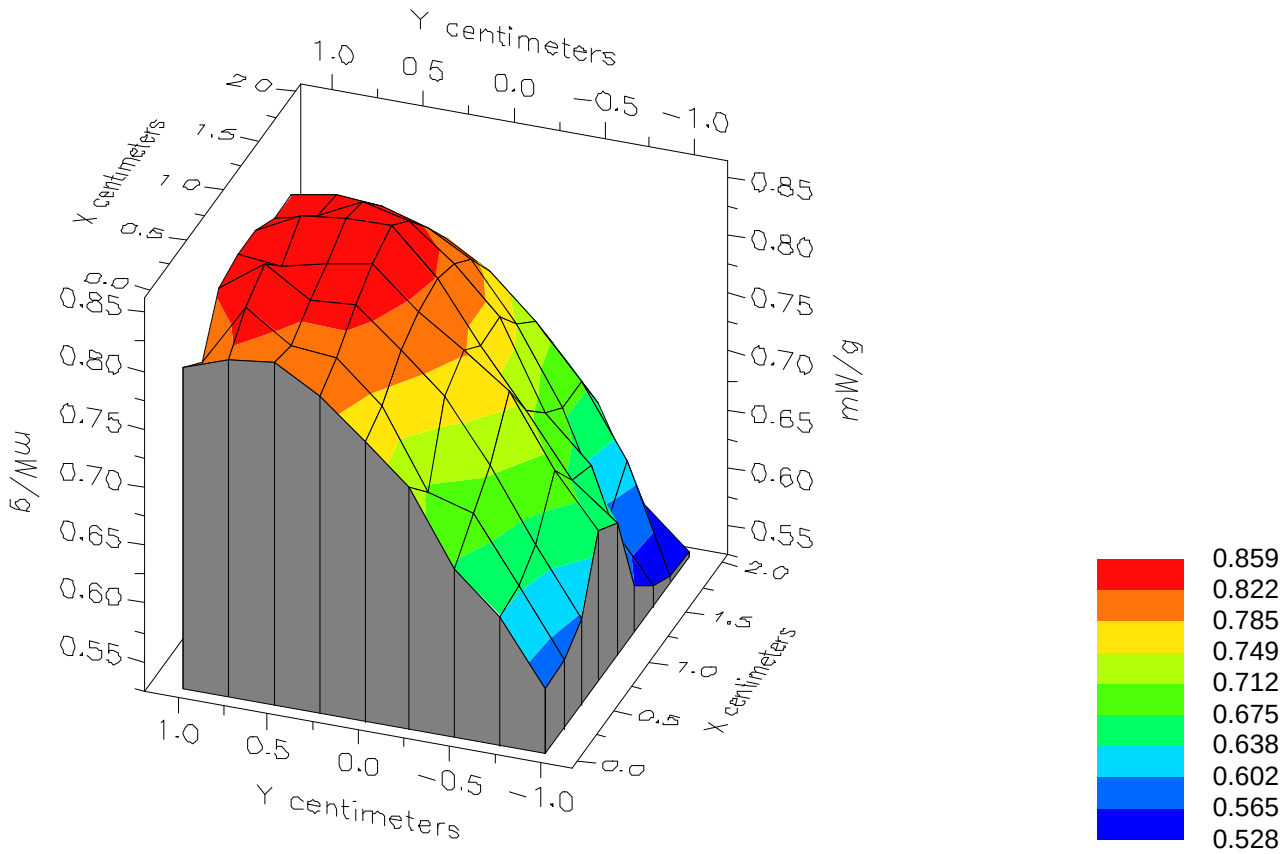

File : 00102701_ZOOM
Start : 27-Oct-100 10:01:42 am  End : 27-Oct-100 10:12:11 am
SAMSUNG/SCH-T300/04;824.04MHz;W;Helical/In;
Body/Abdomen;ZOOM/SAR;PCTEST/E Field/0 DegreesMuscle/51.700/1.100

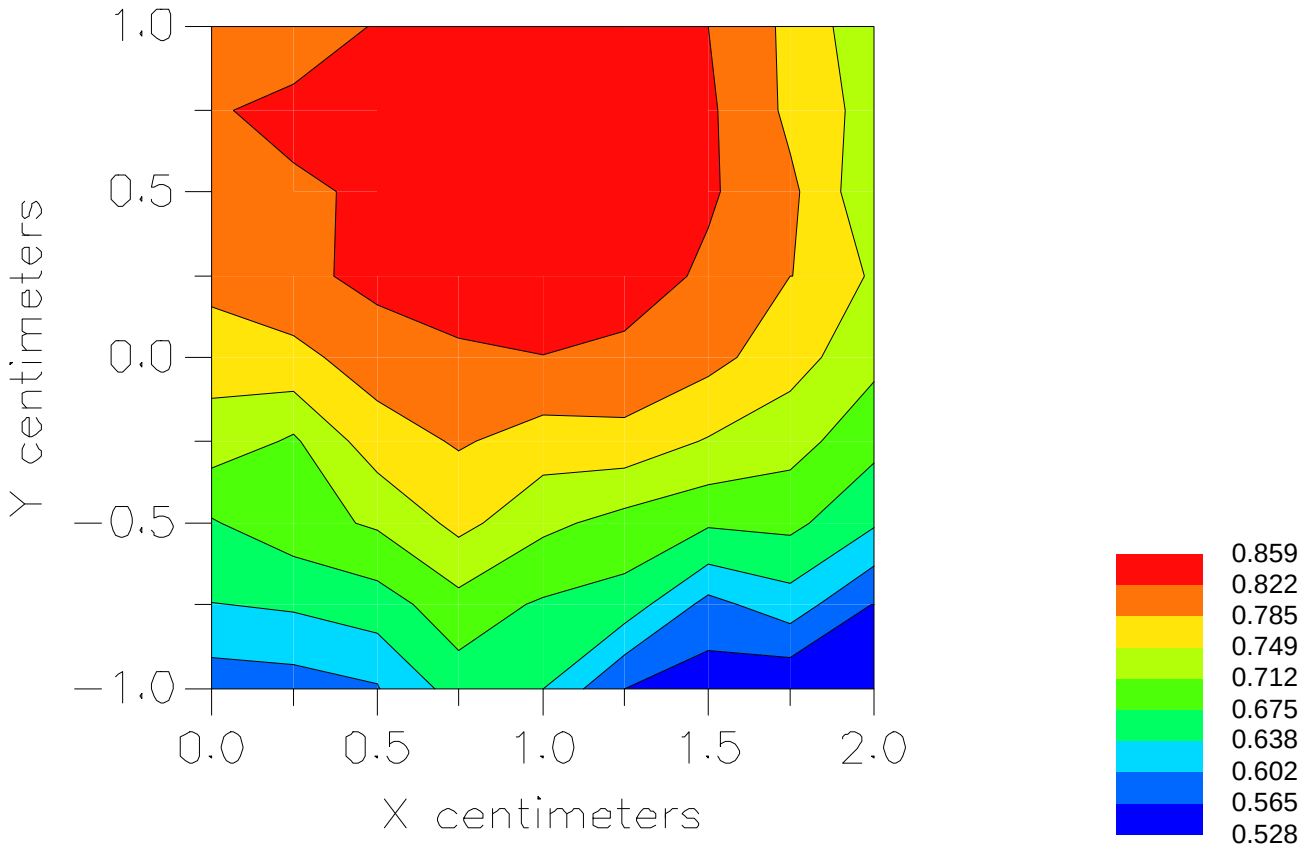

File : c:/idx3/SYSTEM/SARMEAS3/data/Normal/00102711_ZOOM.VLT
Start : 27-Oct-100 02:35:17 pm  End : 27-Oct-100 02:46:00 pm

Radio Type : SAMSUNG
Model Number : SCH-T300
Serial Number : 04
Frequency : 824.04 MHz
Peak Trans. Pwr : 0.500 W
Start Trans. Pwr: 0.500 W
Antenna Type : Helical
Antenna Posn. : Out
Phantom Type : Body
Phantom Posn. : Abdomen
Scan Type : ZOOM/SAR
Probe Name : PCTEST
Field Type : E Field
Orientation : 0 Degrees

Mixture Type = Muscle
Mixture Dielectric Constant = 51.700
Mixture Conductivity = 1.100

Comment :
SAMSUNG TRI-MODE PHONE - AMPS MODE
CHAN 0991 Conducted 27.0 dBm
SAMSUNG TRI-MODE PHONE - BODY SAR

Robot : PCTEST

Probe Offset = 0.25 cm
Sensor Factor = 0.0108
Conversion Factor = 0.894

PCTEST Amplifier Channel Settings : 0.166 0.135 0.132

Max Location : X = 0.250, Y = 0.000, Z = 0.000 (cm) Value = 6.283

Measured Values (volts) =

| | | | | | |
|---|---|---|---|---|---|
| 6.030E-003 | 5.045E-003 | 4.090E-003 | 3.450E-003 | 3.179E-003 | 3.059E-003 |
| 3.092E-003 | 3.128E-003 | 3.069E-003 | 2.857E-003 | 2.475E-003 | 1.968E-003 |
| 1.551E-003 | 1.224E-003 | 1.050E-003 | 1.112E-003 | 1.359E-003 | 1.647E-003 |
| 1.820E-003 | 1.808E-003 | 1.507E-003 | | | |

Calc. Voltage @ Surface (Vs) = 0.0073

Voltage @ 1.00 cm (Vt) = 0.0034

Ave. Voltage (Vs+Vt)/2 = 0.0054

Ave. SAR over 1 g (mW/g) = 0.4458

SAR Scan
File : 00102711_ZOOM
Start : 27-Oct-100 02:35:17 pm  End : 27-Oct-100 02:46:00 pm
SAMSUNG/SCH-T300/04;824.04MHz;W;Helical/Out;
Body/Abdomen;ZOOM/SAR;PCTEST/E Field/0 DegreesMuscle/51.700/1.100

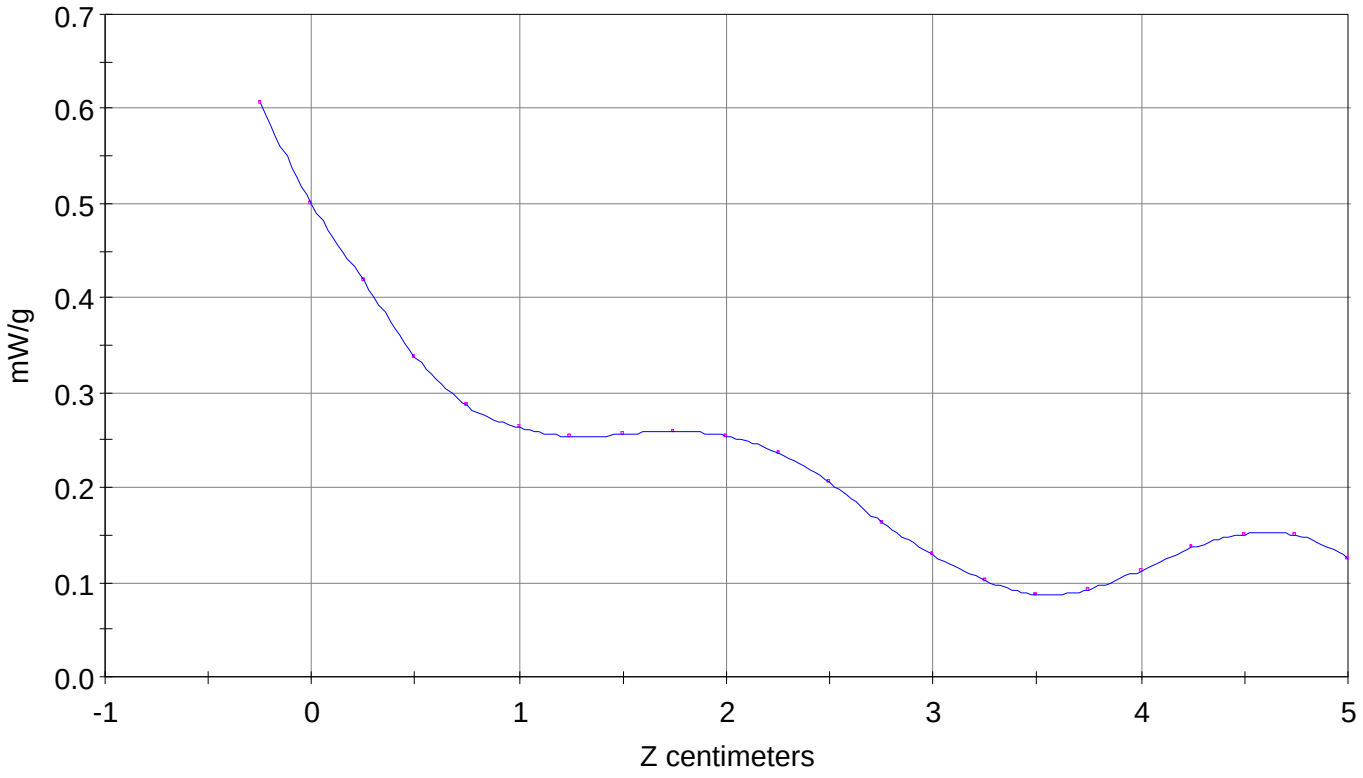

File : 00102711_ZOOM
Start : 27-Oct-100 02:35:17 pm  End : 27-Oct-100 02:46:00 pm
SAMSUNG/SCH-T300/04;824.04MHz;W;Helical/Out;
Body/Abdomen;ZOOM/SAR;PCTEST/E Field/0 DegreesMuscle/51.700/1.100

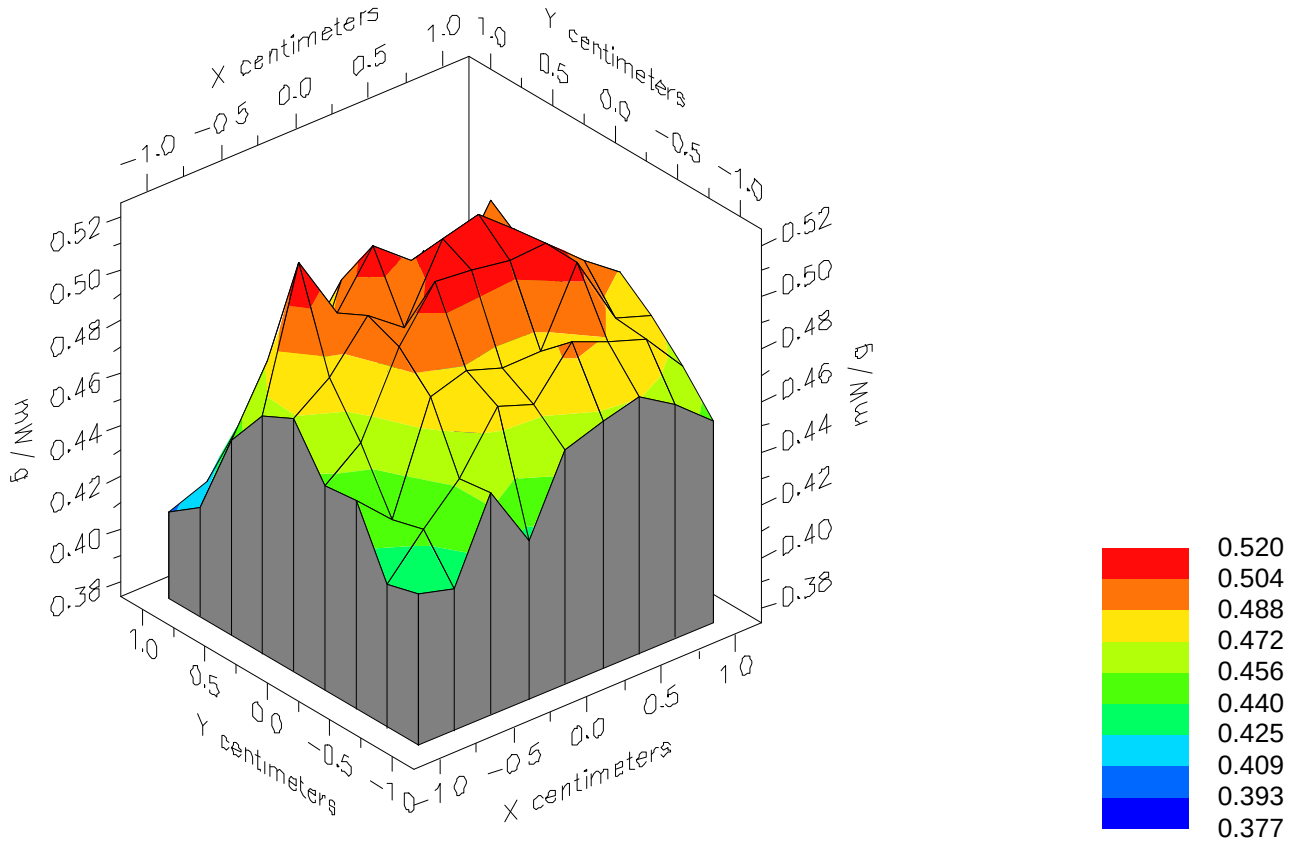

File : 00102711_ZOOM
Start : 27-Oct-100 02:35:17 pm  End : 27-Oct-100 02:46:00 pm
SAMSUNG/SCH-T300/04;824.04MHz;W;Helical/Out;
Body/Abdomen;ZOOM/SAR;PCTEST/E Field/0 DegreesMuscle/51.700/1.100

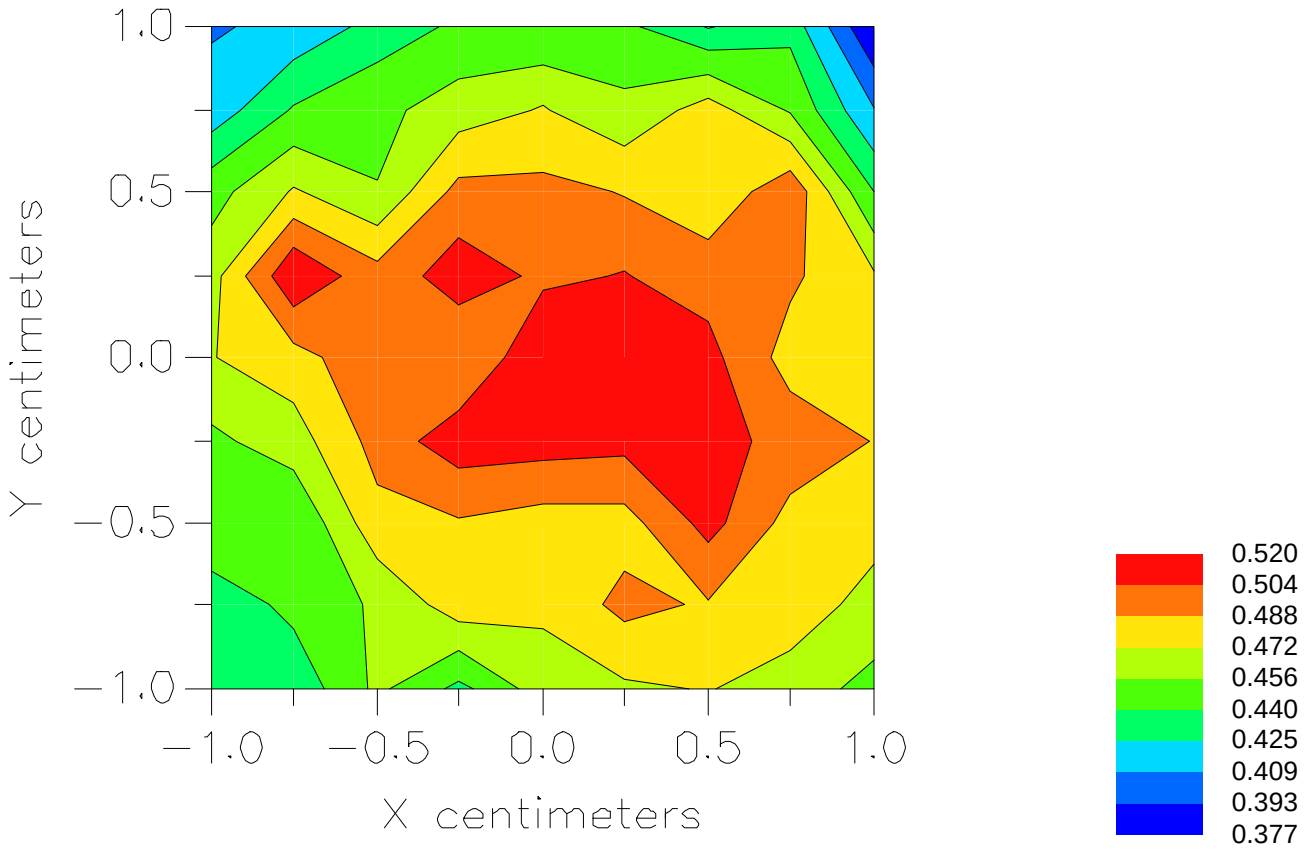

File : c:/idx3/SYSTEM/SARMEAS3/data/Normal/00102709_ZOOM.VLT
Start : 27-Oct-100 12:44:18 pm  End : 27-Oct-100 12:54:59 pm

Radio Type : SAMSUNG
Model Number : SCH-T300
Serial Number : 04
Frequency : 836.49 MHz
Peak Trans. Pwr : 0.500 W
Start Trans. Pwr: 0.500 W
Antenna Type : Helical
Antenna Posn. : In
Phantom Type : Body
Phantom Posn. : Abdomen
Scan Type : ZOOM/SAR
Probe Name : PCTEST
Field Type : E Field
Orientation : 0 Degrees

Mixture Type = Muscle
Mixture Dielectric Constant = 51.700
Mixture Conductivity = 1.100

Comment :
SAMSUNG TRI-MODE PHONE - AMPS MODE
CHAN 0383 Conducted 27.0 dBm
SAMSUNG TRI-MODE PHONE - BODY SAR

Robot : PCTEST

Probe Offset = 0.25 cm
Sensor Factor = 0.0108
Conversion Factor = 0.894

PCTEST Amplifier Channel Settings : 0.166 0.135 0.132

Max Location : X = 0.000, Y = -0.250, Z = 0.000 (cm) Value = 11.627

Measured Values (volts) =

| | | | | | |
|---|---|---|---|---|---|
| 1.148E-002 | 9.151E-003 | 7.552E-003 | 6.412E-003 | 5.809E-003 | 5.685E-003 |
| 5.699E-003 | 5.660E-003 | 5.436E-003 | 4.857E-003 | 3.980E-003 | 2.995E-003 |
| 2.210E-003 | 1.659E-003 | 1.534E-003 | 1.814E-003 | 2.380E-003 | 2.907E-003 |
| 3.073E-003 | 2.769E-003 | 2.233E-003 | | | |

Calc. Voltage @ Surface (Vs) = 0.0142

Voltage @ 1.00 cm (Vt) = 0.0064

Ave. Voltage (Vs+Vt)/2 = 0.0103

Ave. SAR over 1 g (mW/g) = 0.8511

SAR Scan
File : 00102709_ZOOM
Start : 27-Oct-100 12:44:18 pm  End : 27-Oct-100 12:54:59 pm
SAMSUNG/SCH-T300/04;836.49MHz;W;Helical/In;
Body/Abdomen;ZOOM/SAR;PCTEST/E Field/0 DegreesMuscle/51.700/1.100

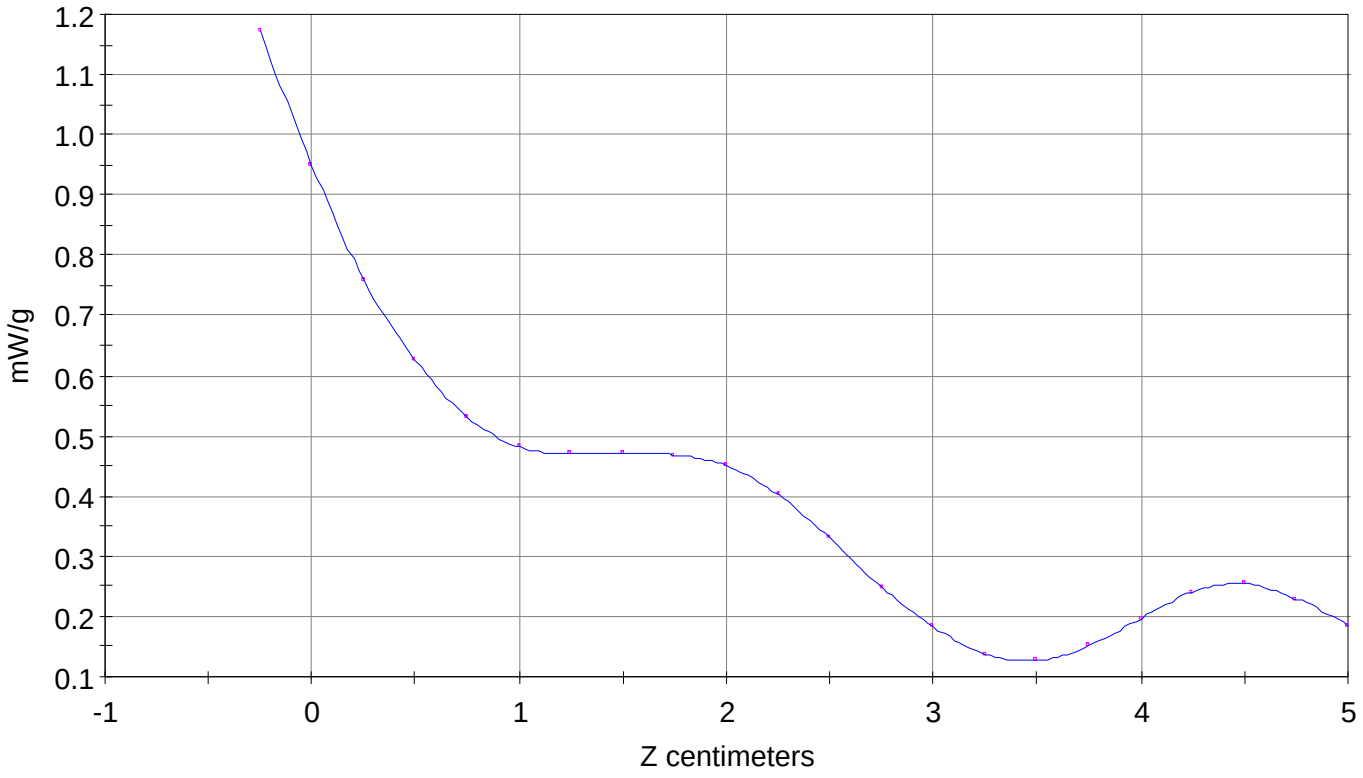

File : 00102709_ZOOM
Start : 27-Oct-100 12:44:18 pm  End : 27-Oct-100 12:54:59 pm
SAMSUNG/SCH-T300/04;836.49MHz;W;Helical/In;
Body/Abdomen;ZOOM/SAR;PCTEST/E Field/0 DegreesMuscle/51.700/1.100

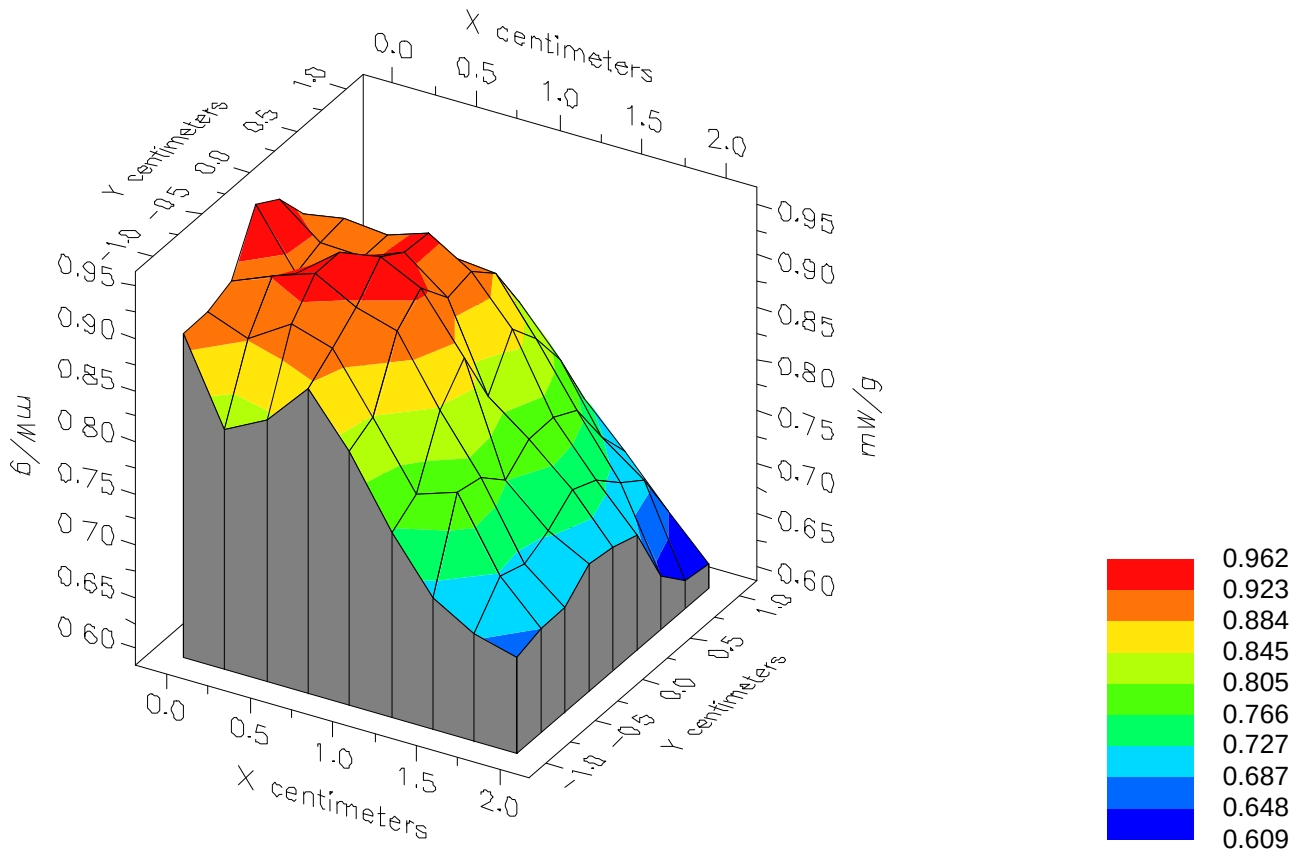

File : 00102709_ZOOM
Start : 27-Oct-100 12:44:18 pm  End : 27-Oct-100 12:54:59 pm
SAMSUNG/SCH-T300/04;836.49MHz;W;Helical/In;
Body/Abdomen;ZOOM/SAR;PCTEST/E Field/0 DegreesMuscle/51.700/1.100

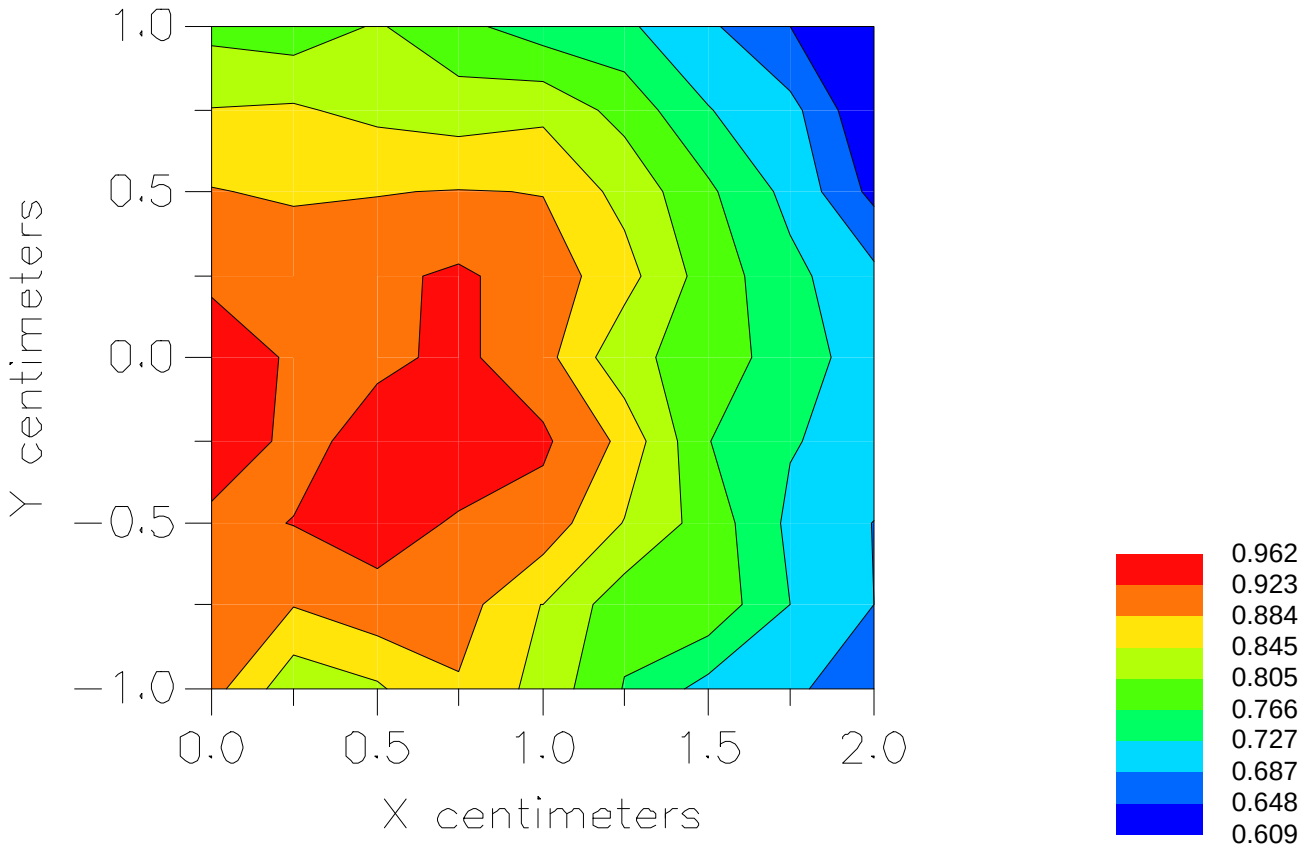

File : c:/idx3/SYSTEM/SARMEAS3/data/Normal/00102710_ZOOM.VLT
Start : 27-Oct-100 01:04:57 pm  End : 27-Oct-100 01:15:21 pm

Radio Type : SAMSUNG
Model Number : SCH-T300
Serial Number : 04
Frequency : 836.49 MHz
Peak Trans. Pwr : 0.500 W
Start Trans. Pwr: 0.500 W
Antenna Type : Helical
Antenna Posn. : Out
Phantom Type : Body
Phantom Posn. : Abdomen
Scan Type : ZOOM/SAR
Probe Name : PCTEST
Field Type : E Field
Orientation : 0 Degrees

Mixture Type = Muscle
Mixture Dielectric Constant = 51.700
Mixture Conductivity = 1.100

Comment :
SAMSUNG TRI-MODE PHONE - AMPS MODE
CHAN 0383 Conducted 27.0 dBm
SAMSUNG TRI-MODE PHONE - BODY SAR

Robot : PCTEST

Probe Offset = 0.25 cm
Sensor Factor = 0.0108
Conversion Factor = 0.894

PCTEST Amplifier Channel Settings : 0.166 0.135 0.132

Max Location : X = 0.250, Y = -0.250, Z = 0.000 (cm) Value = 8.311

Measured Values (volts) =

| | | | | | |
|---|---|---|---|---|---|
| 8.312E-003 | 6.716E-003 | 5.452E-003 | 4.681E-003 | 4.127E-003 | 3.999E-003 |
| 4.010E-003 | 4.034E-003 | 3.916E-003 | 3.564E-003 | 3.091E-003 | 2.468E-003 |
| 1.849E-003 | 1.377E-003 | 1.241E-003 | 1.349E-003 | 1.751E-003 | 2.109E-003 |
| 2.321E-003 | 2.230E-003 | 1.852E-003 | | | |

Calc. Voltage @ Surface (Vs) = 0.0103

Voltage @ 1.00 cm (Vt) = 0.0047

Ave. Voltage (Vs+Vt)/2 = 0.0075

Ave. SAR over 1 g (mW/g) = 0.6185

SAR Scan
File : 00102710_ZOOM
Start : 27-Oct-100 01:04:57 pm  End : 27-Oct-100 01:15:21 pm
SAMSUNG/SCH-T300/04;836.49MHz;W;Helical/Out;
Body/Abdomen;ZOOM/SAR;PCTEST/E Field/0 DegreesMuscle/51.700/1.100

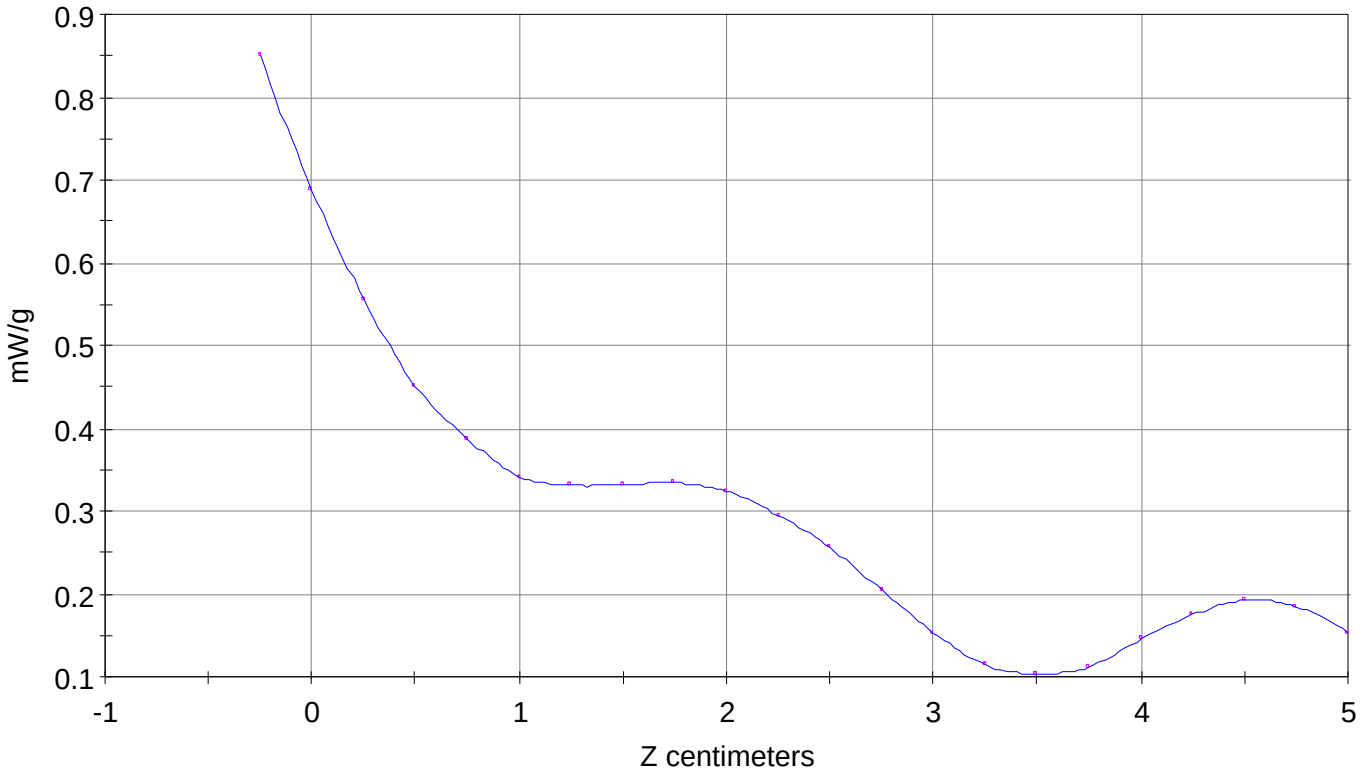

File : 00102710_ZOOM
Start : 27-Oct-100 01:04:57 pm  End : 27-Oct-100 01:15:21 pm
SAMSUNG/SCH-T300/04;836.49MHz;W;Helical/Out;
Body/Abdomen;ZOOM/SAR;PCTEST/E Field/0 DegreesMuscle/51.700/1.100

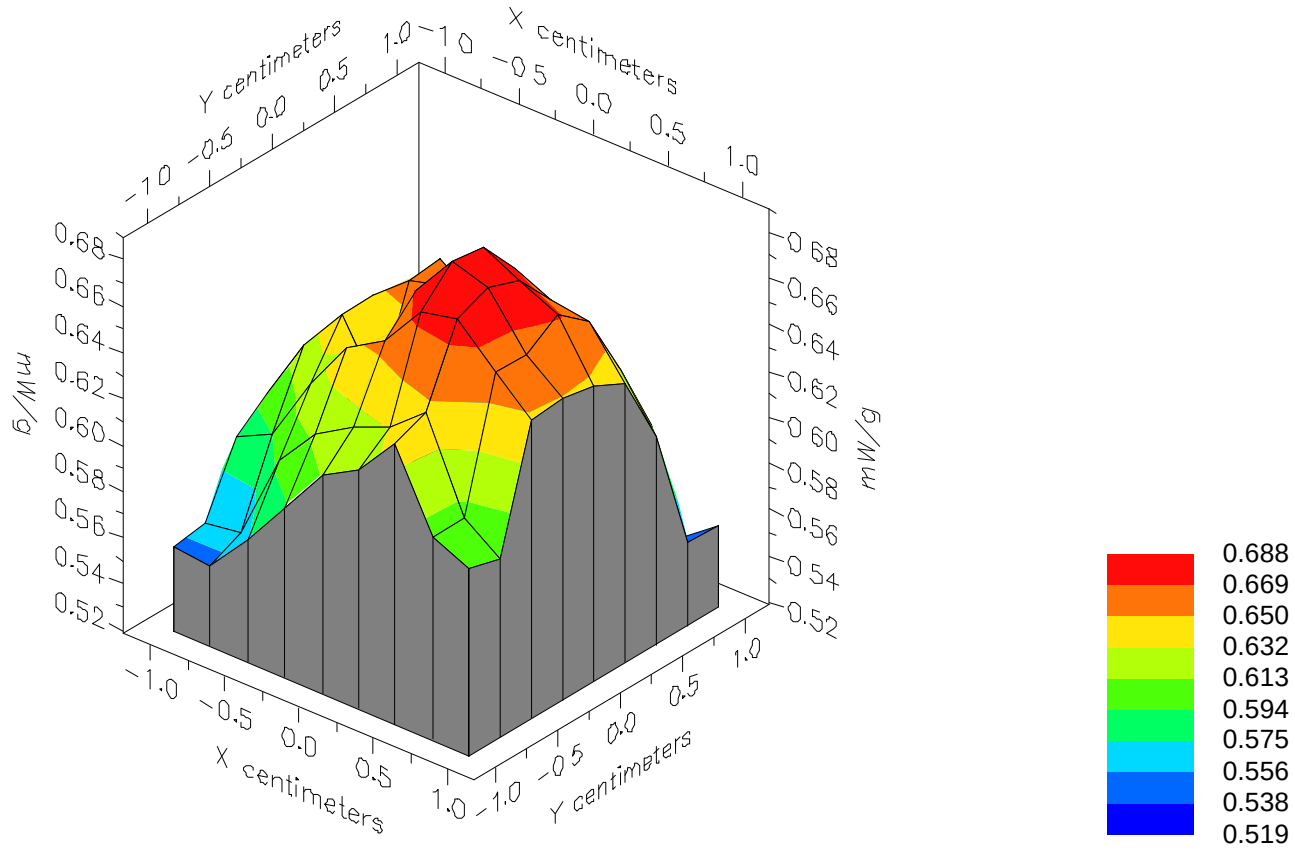

File : 00102710_ZOOM
Start : 27-Oct-100 01:04:57 pm  End : 27-Oct-100 01:15:21 pm
SAMSUNG/SCH-T300/04;836.49MHz;W;Helical/Out;
Body/Abdomen;ZOOM/SAR;PCTEST/E Field/0 DegreesMuscle/51.700/1.100

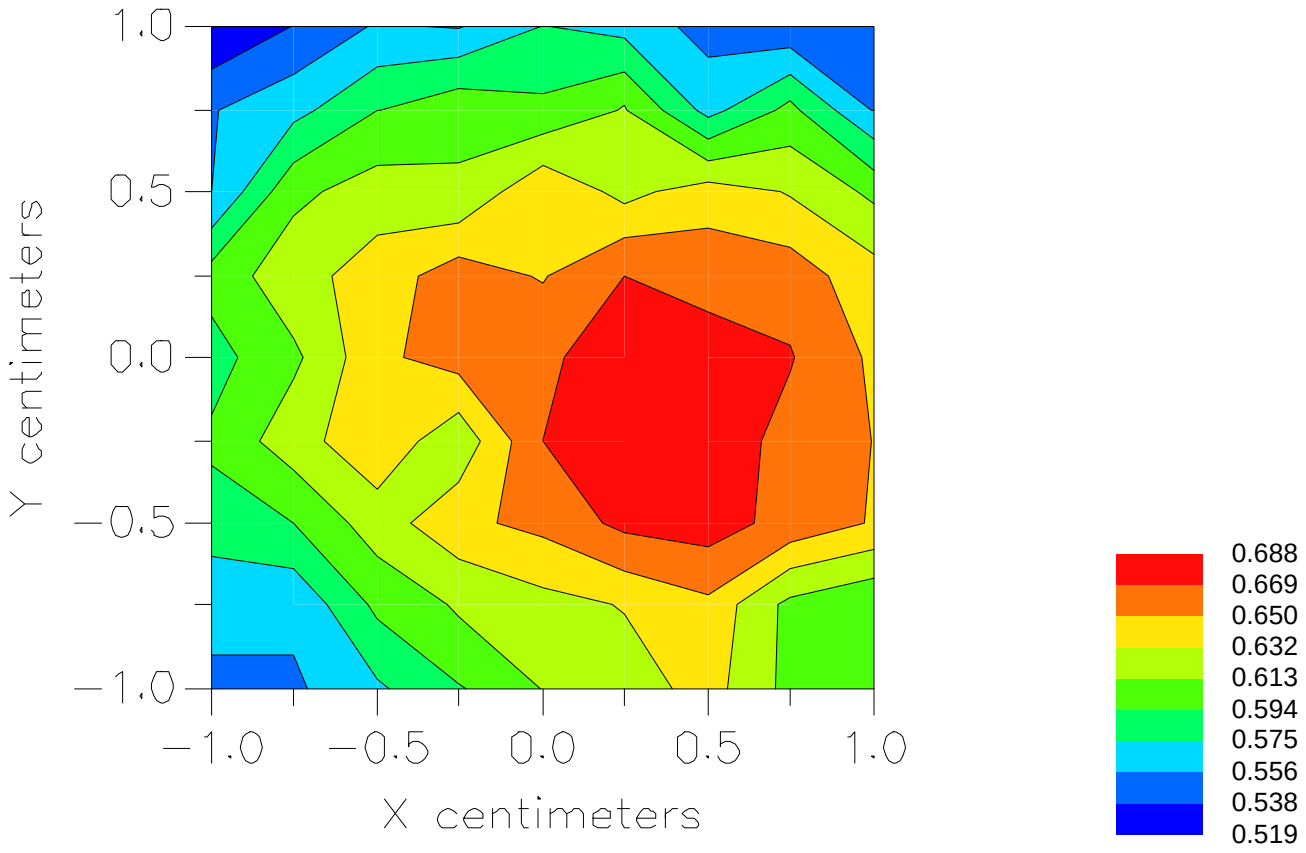

File : c:/idx3/SYSTEM/SARMEAS3/data/Normal/00102714_ZOOM.VLT
Start : 27-Oct-100 03:15:17 pm  End : 27-Oct-100 03:26:06 pm

Radio Type : SAMSUNG
Model Number : SCH-T300
Serial Number : 04
Frequency : 848.97 MHz
Peak Trans. Pwr : 0.500 W
Start Trans. Pwr: 0.500 W
Antenna Type : Helical
Antenna Posn. : In
Phantom Type : Body
Phantom Posn. : Abdomen
Scan Type : ZOOM/SAR
Probe Name : PCTEST
Field Type : E Field
Orientation : 0 Degrees

Mixture Type = Muscle
Mixture Dielectric Constant = 51.700
Mixture Conductivity = 1.100

Comment :
SAMSUNG TRI-MODE PHONE - AMPS MODE
CHAN 0799 Conducted 27.0 dBm
SAMSUNG TRI-MODE PHONE - BODY SAR

Robot : PCTEST

Probe Offset = 0.25 cm
Sensor Factor = 0.0108
Conversion Factor = 0.894

PCTEST Amplifier Channel Settings : 0.166 0.135 0.132

Max Location : X = 0.000, Y = -0.250, Z = 0.000 (cm) Value = 9.623

Measured Values (volts) =

| | | | | | |
|---|---|---|---|---|---|
| 9.645E-003 | 7.821E-003 | 6.339E-003 | 5.421E-003 | 4.874E-003 | 4.721E-003 |
| 4.746E-003 | 4.687E-003 | 4.506E-003 | 4.105E-003 | 3.461E-003 | 2.644E-003 |
| 1.923E-003 | 1.469E-003 | 1.430E-003 | 1.671E-003 | 2.125E-003 | 2.542E-003 |
| 2.674E-003 | 2.390E-003 | 1.921E-003 | | | |

Calc. Voltage @ Surface (Vs) = 0.0119

Voltage @ 1.00 cm (Vt) = 0.0054

Ave. Voltage (Vs+Vt)/2 = 0.0087

Ave. SAR over 1 g (mW/g) = 0.7168

SAR Scan
File : 00102714_ZOOM
Start : 27-Oct-100 03:15:17 pm  End : 27-Oct-100 03:26:06 pm
SAMSUNG/SCH-T300/04;848.97MHz;W;Helical/In;
Body/Abdomen;ZOOM/SAR;PCTEST/E Field/0 DegreesMuscle/51.700/1.100

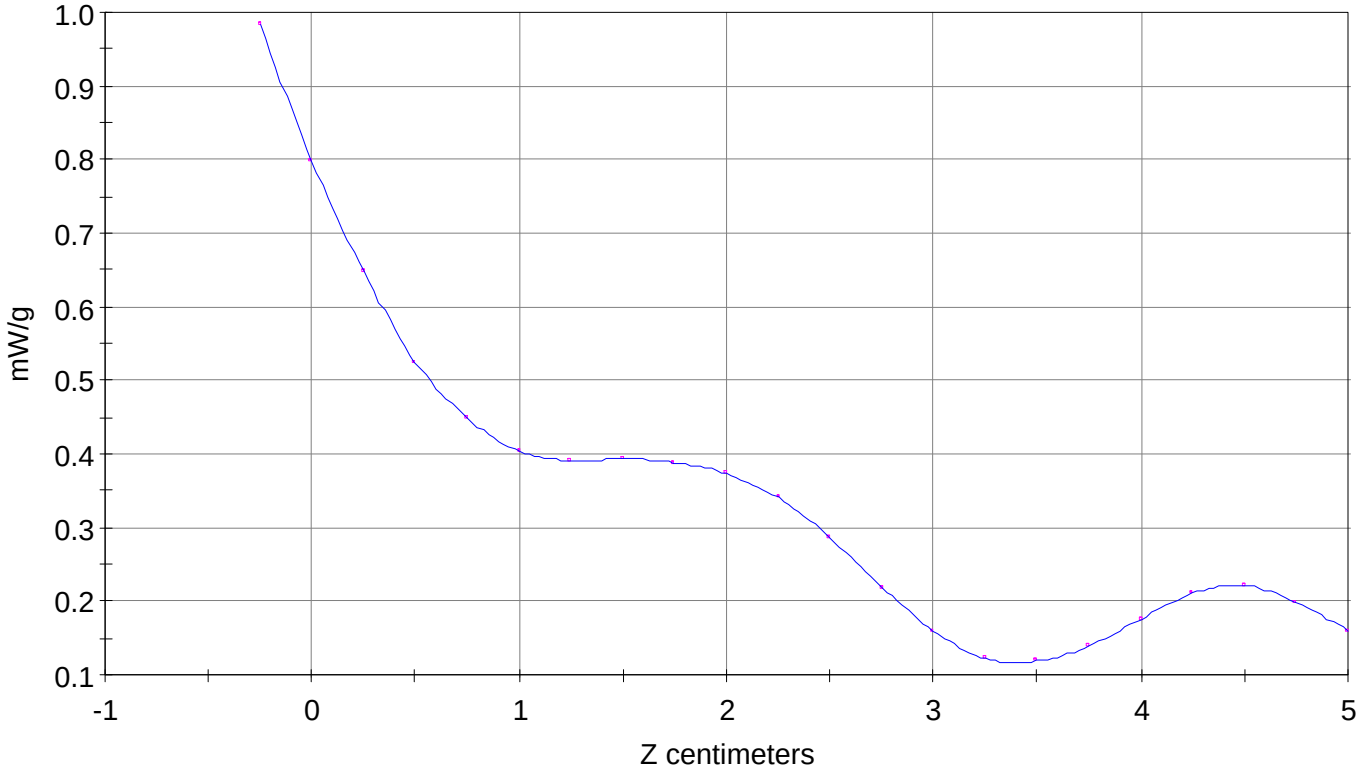

File : 00102714_ZOOM
Start : 27-Oct-100 03:15:17 pm  End : 27-Oct-100 03:26:06 pm
SAMSUNG/SCH-T300/04;848.97MHz;W;Helical/In;
Body/Abdomen;ZOOM/SAR;PCTEST/E Field/0 DegreesMuscle/51.700/1.100

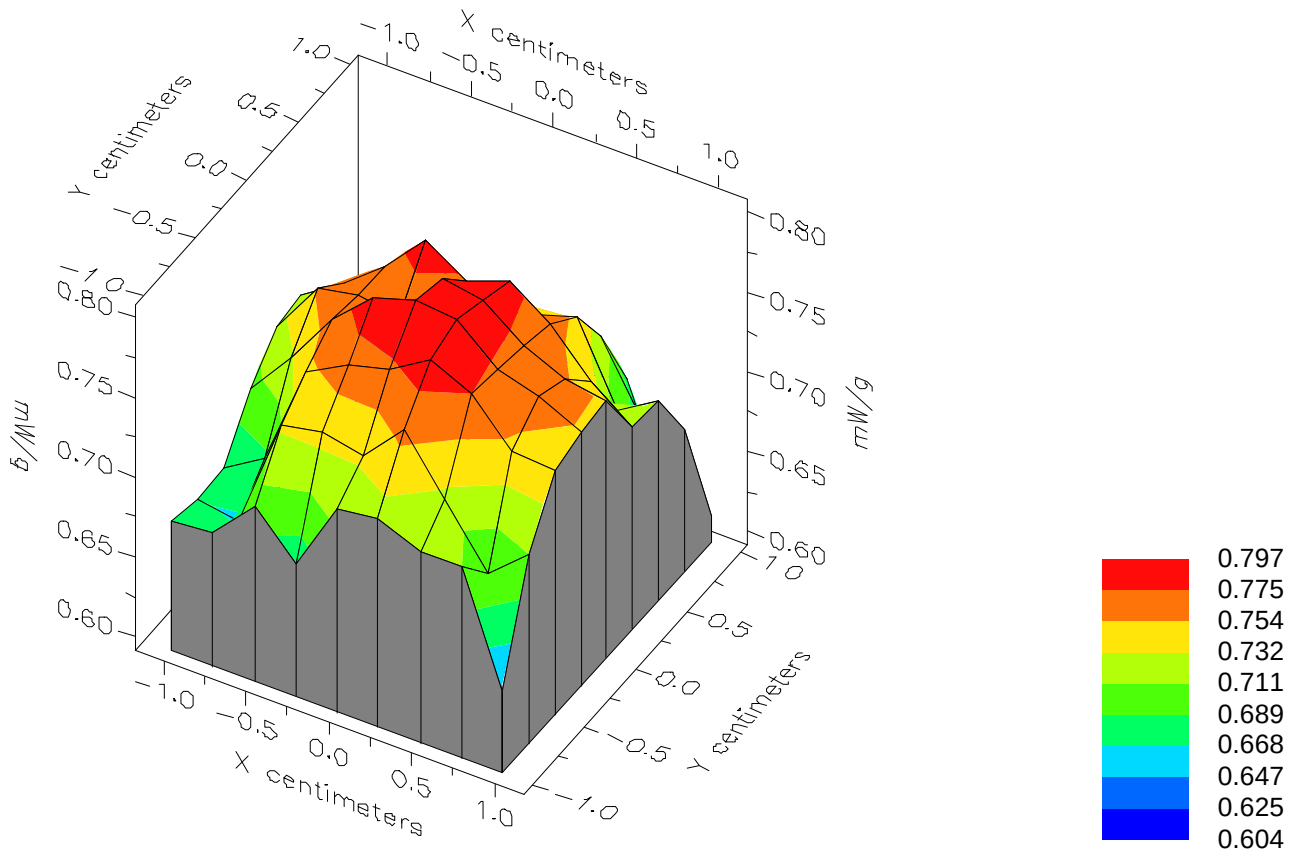

File : 00102714_ZOOM
Start : 27-Oct-100 03:15:17 pm  End : 27-Oct-100 03:26:06 pm
SAMSUNG/SCH-T300/04;848.97MHz;W;Helical/In;
Body/Abdomen;ZOOM/SAR;PCTEST/E Field/0 DegreesMuscle/51.700/1.100

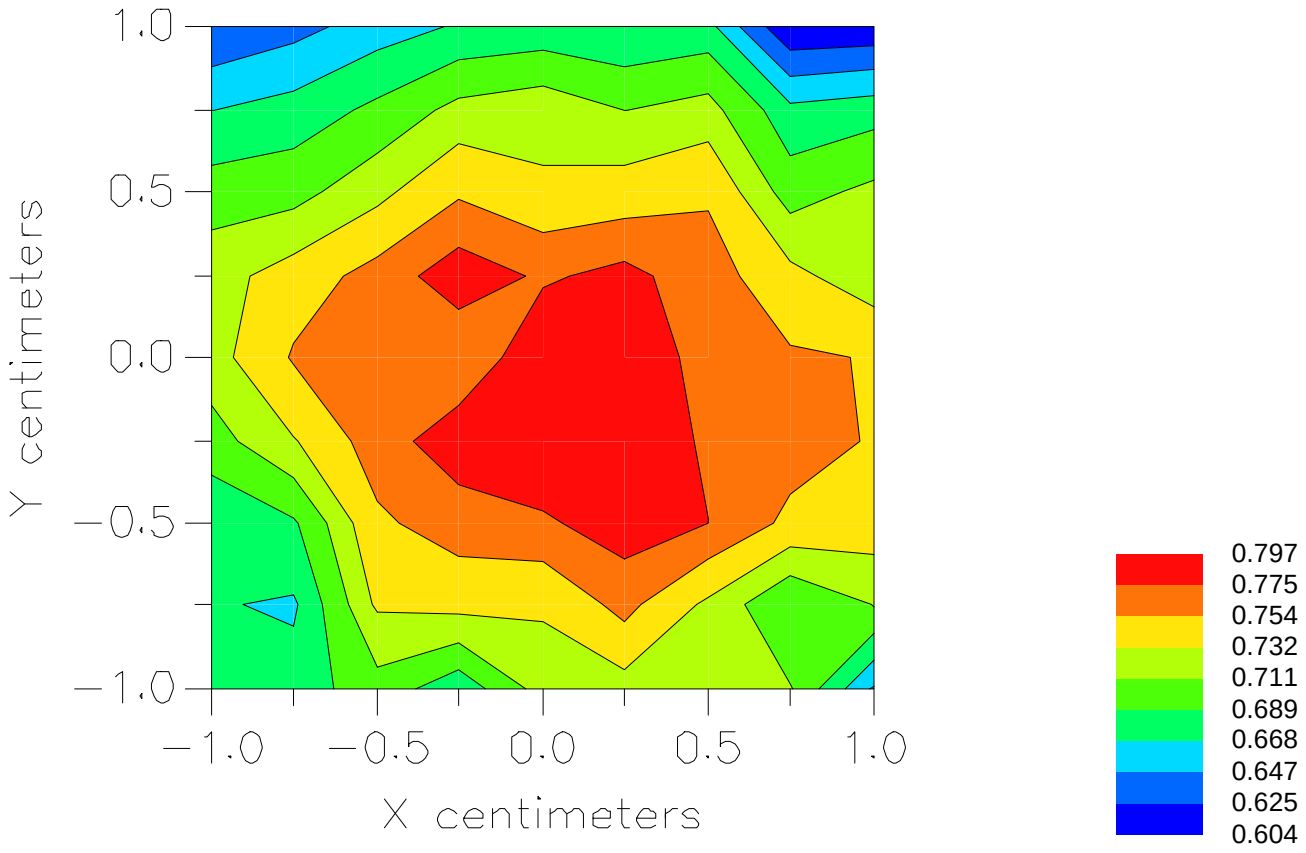

File : c:/idx3/SYSTEM/SARMEAS3/data/Normal/00102715_ZOOM.VLT
Start : 27-Oct-100 03:40:22 pm  End : 27-Oct-100 03:51:13 pm

Radio Type : SAMSUNG
Model Number : SCH-T300
Serial Number : 04
Frequency : 848.97 MHz
Peak Trans. Pwr : 0.500 W
Start Trans. Pwr: 0.500 W
Antenna Type : Helical
Antenna Posn. : Out
Phantom Type : Body
Phantom Posn. : Abdomen
Scan Type : ZOOM/SAR
Probe Name : PCTEST
Field Type : E Field
Orientation : 0 Degrees

Mixture Type = Muscle
Mixture Dielectric Constant = 51.700
Mixture Conductivity = 1.100

Comment :
SAMSUNG TRI-MODE PHONE - AMPS MODE
CHAN 0799 Conducted 27.0 dBm
SAMSUNG TRI-MODE PHONE - BODY SAR

Robot : PCTEST

Probe Offset = 0.25 cm
Sensor Factor = 0.0108
Conversion Factor = 0.894

PCTEST Amplifier Channel Settings : 0.166 0.135 0.132

Max Location : X = -0.750, Y = 0.000, Z = 0.000 (cm) Value = 6.452

Measured Values (volts) =

| | | | | | |
|---|---|---|---|---|---|
| 4.790E-003 | 4.114E-003 | 3.352E-003 | 3.035E-003 | 2.876E-003 | 2.861E-003 |
| 2.834E-003 | 2.727E-003 | 2.520E-003 | 2.202E-003 | 1.789E-003 | 1.397E-003 |
| 1.164E-003 | 1.080E-003 | 1.203E-003 | 1.420E-003 | 1.634E-003 | 1.746E-003 |
| 1.646E-003 | 1.436E-003 | 1.255E-003 | | | |

Calc. Voltage @ Surface (Vs) = 0.0057

Voltage @ 1.00 cm (Vt) = 0.0030

Ave. Voltage (Vs+Vt)/2 = 0.0044

Ave. SAR over 1 g (mW/g) = 0.3628

SAR Scan
File : 00102715_ZOOM
Start : 27-Oct-100 03:40:22 pm  End : 27-Oct-100 03:51:13 pm
SAMSUNG/SCH-T300/04;848.97MHz;W;Helical/Out;
Body/Abdomen;ZOOM/SAR;PCTEST/E Field/0 DegreesMuscle/51.700/1.100

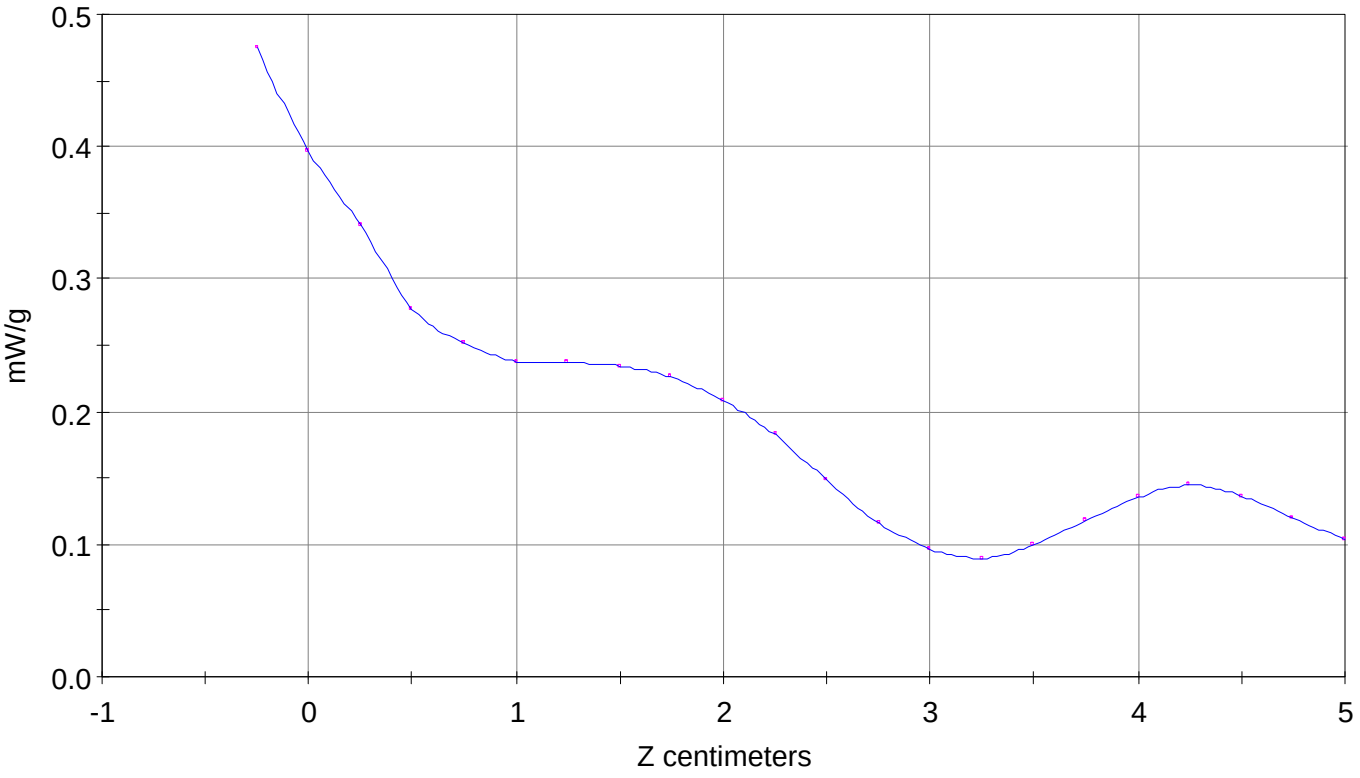

File : 00102715_ZOOM
Start : 27-Oct-100 03:40:22 pm  End : 27-Oct-100 03:51:13 pm
SAMSUNG/SCH-T300/04;848.97MHz;W;Helical/Out;
Body/Abdomen;ZOOM/SAR;PCTEST/E Field/0 DegreesMuscle/51.700/1.100

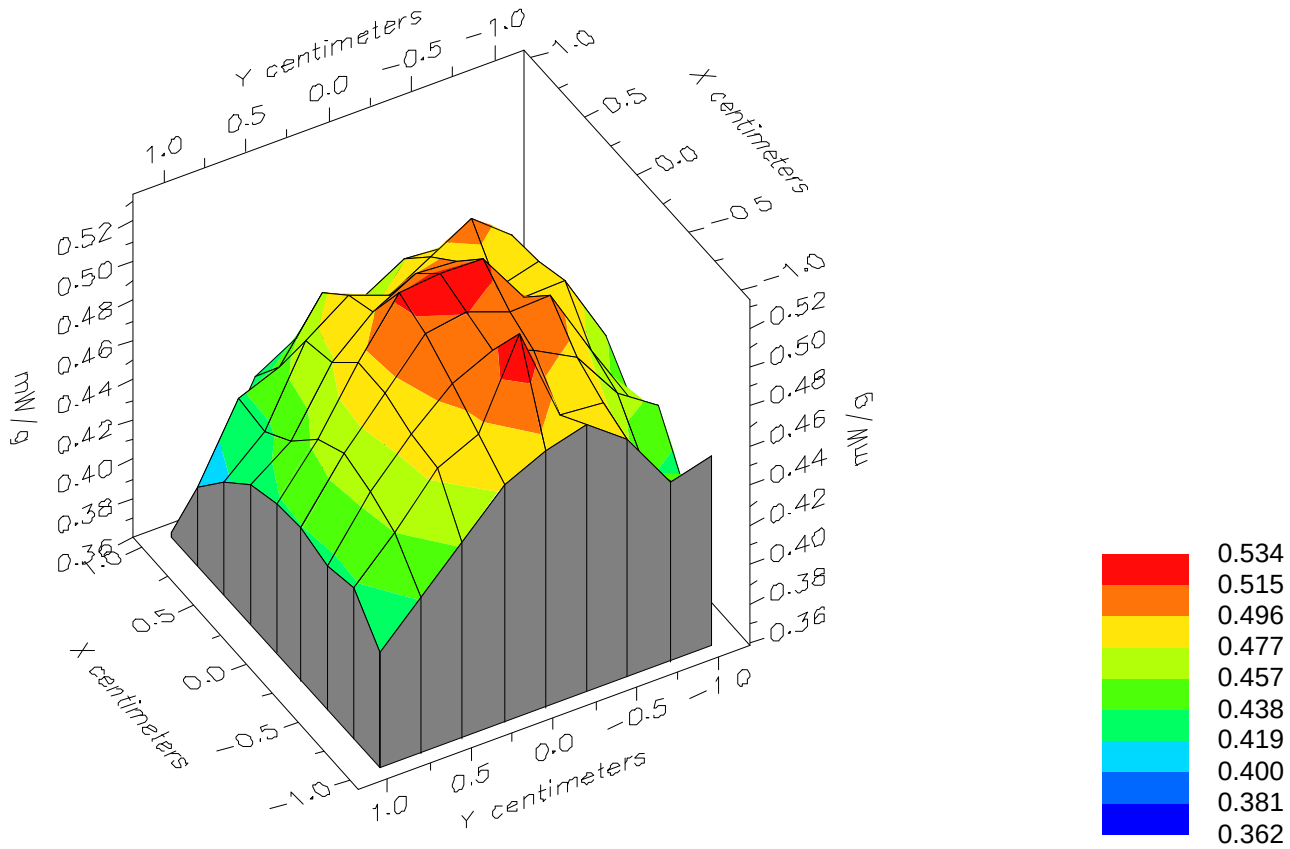

File : 00102715_ZOOM
Start : 27-Oct-100 03:40:22 pm  End : 27-Oct-100 03:51:13 pm
SAMSUNG/SCH-T300/04;848.97MHz;W;Helical/Out;
Body/Abdomen;ZOOM/SAR;PCTEST/E Field/0 DegreesMuscle/51.700/1.100

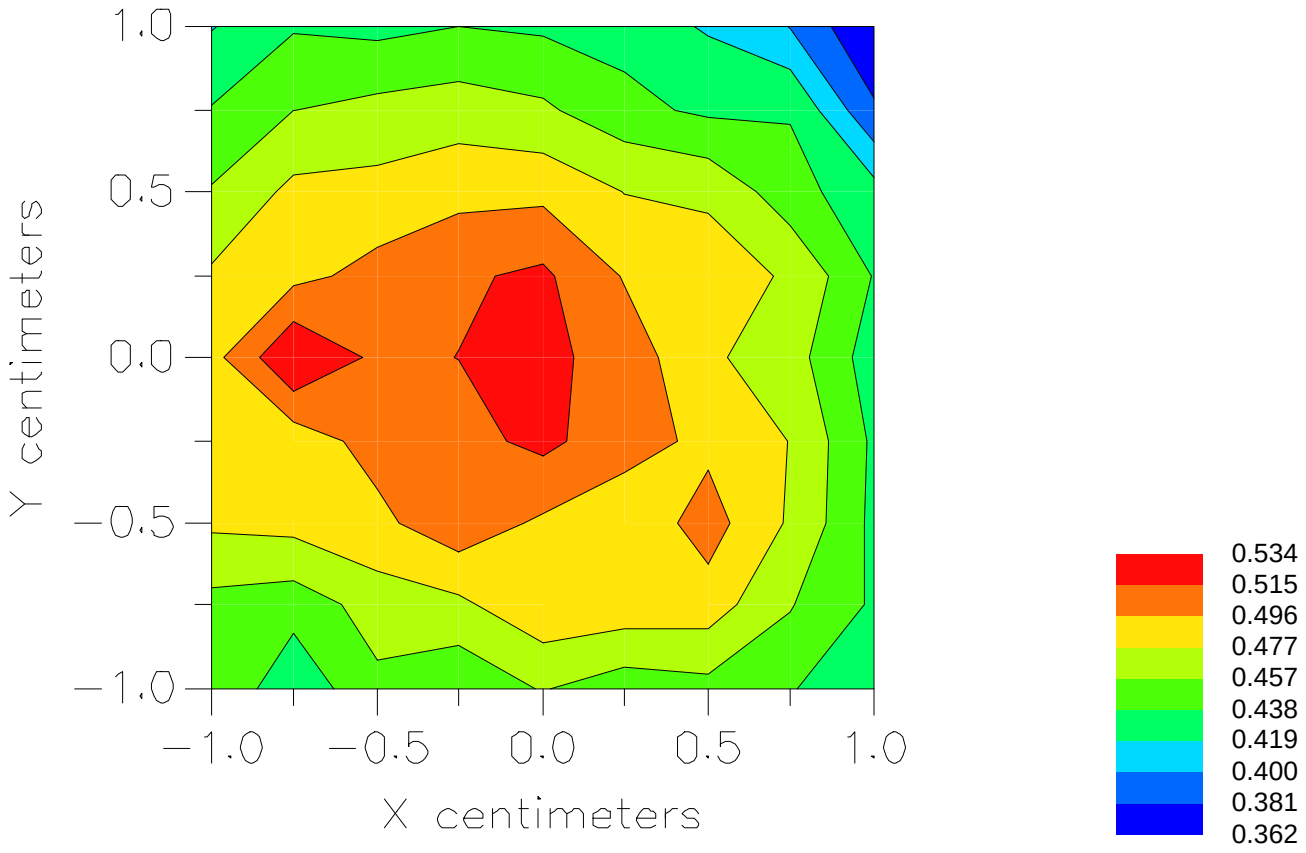

File : c:/idx3/SYSTEM/SARMEAS3/data/Normal/00103017_ZOOM.VLT
Start : 30-Oct-100 02:44:45 pm  End : 30-Oct-100 02:56:46 pm

Radio Type : SAMSUNG
Model Number : SCH-T300
Serial Number : 04
Frequency : 835.49 MHz
Peak Trans. Pwr : 0.400 W
Start Trans. Pwr: 0.400 W
Antenna Type : Helical
Antenna Posn. : In
Phantom Type : Body
Phantom Posn. : Abdomen
Scan Type : ZOOM/SAR
Probe Name : PCTEST
Field Type : E Field
Orientation : 0 Degrees

Mixture Type = Muscle
Mixture Dielectric Constant = 51.700
Mixture Conductivity = 1.100

Comment :
SAMSUNG TRI-MODE PHONE - CDMA MODE
CHAN 0363 Conducted 26.0 dBm
SAMSUNG TRI-MODE PHONE - BODY SAR

Robot : PCTEST

Probe Offset = 0.25 cm
Sensor Factor = 0.0108
Conversion Factor = 0.894

PCTEST Amplifier Channel Settings : 0.166 0.135 0.132

Max Location : X = 1.000, Y = -0.250, Z = 0.000 (cm) Value = 8.277

Measured Values (volts) =

| | | | | | |
|---|---|---|---|---|---|
| 8.016E-003 | 6.320E-003 | 4.999E-003 | 4.110E-003 | 3.407E-003 | 3.166E-003 |
| 3.070E-003 | 3.057E-003 | 2.961E-003 | 2.694E-003 | 2.191E-003 | 1.598E-003 |
| 9.508E-004 | 5.133E-004 | 2.358E-004 | 2.359E-004 | 4.958E-004 | 8.543E-004 |
| 1.136E-003 | 1.153E-003 | 7.524E-004 | | | |

Calc. Voltage @ Surface (Vs) = 0.0102

Voltage @ 1.00 cm (Vt) = 0.0041

Ave. Voltage (Vs+Vt)/2 = 0.0071

Ave. SAR over 1 g (mW/g) = 0.5902

SAR Scan
File : 00103017_ZOOM
Start : 30-Oct-100 02:44:45 pm  End : 30-Oct-100 02:56:46 pm
SAMSUNG/SCH-T300/04;835.49MHz;W;Helical/In;
Body/Abdomen;ZOOM/SAR;PCTEST/E Field/0 DegreesMuscle/51.700/1.100

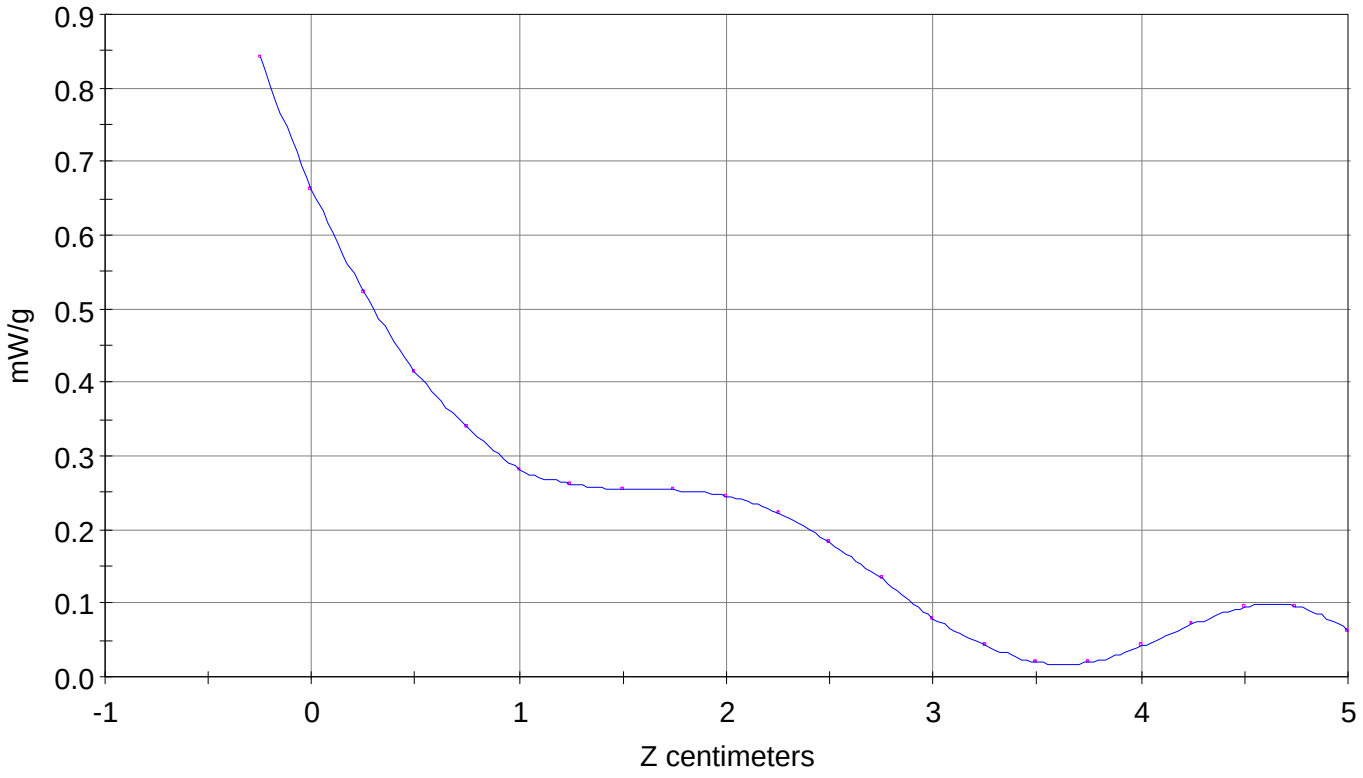

File : 00103017_ZOOM
Start : 30-Oct-100 02:44:45 pm  End : 30-Oct-100 02:56:46 pm
SAMSUNG/SCH-T300/04;835.49MHz;W;Helical/In;
Body/Abdomen;ZOOM/SAR;PCTEST/E Field/0 DegreesMuscle/51.700/1.100

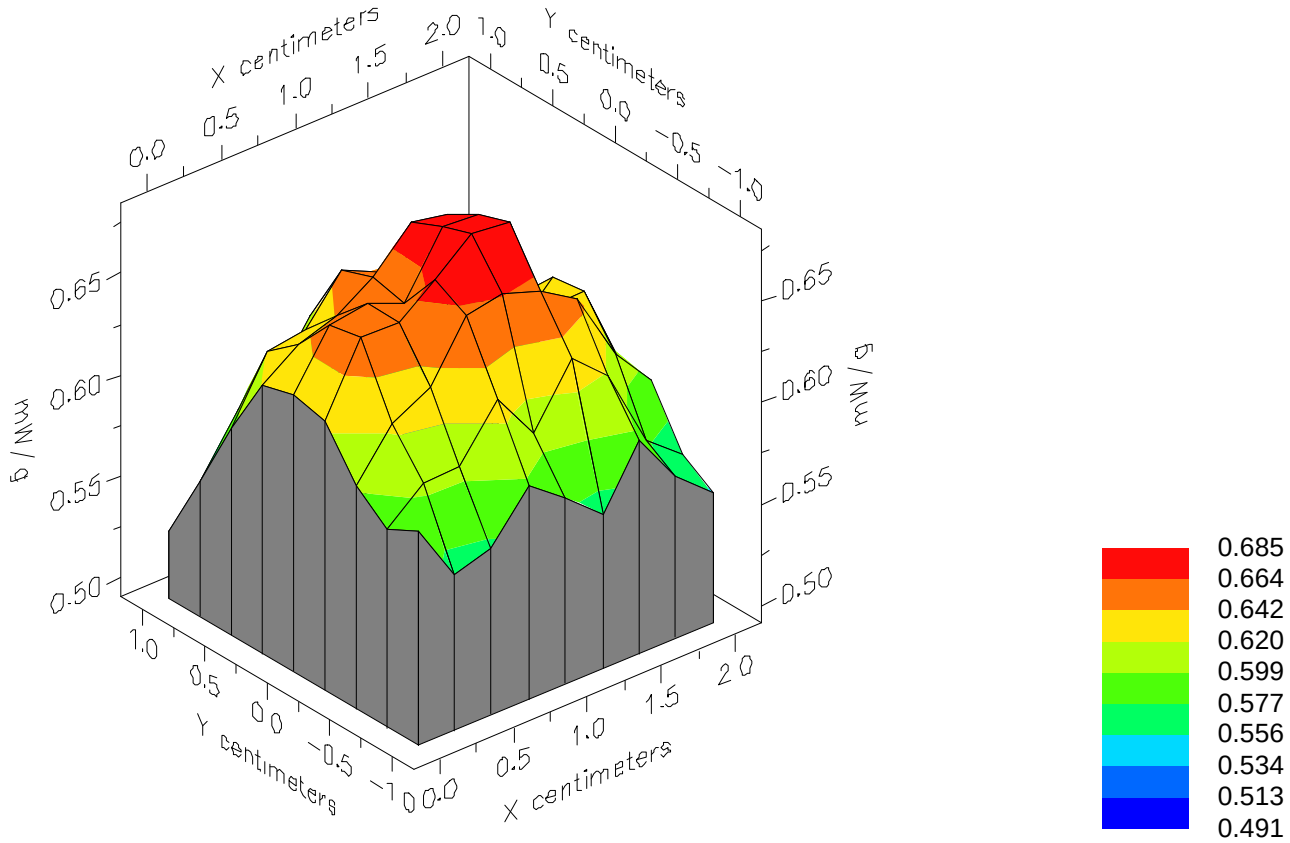

File : 00103017_ZOOM
Start : 30-Oct-100 02:44:45 pm  End : 30-Oct-100 02:56:46 pm
SAMSUNG/SCH-T300/04;835.49MHz;W;Helical/In;
Body/Abdomen;ZOOM/SAR;PCTEST/E Field/0 DegreesMuscle/51.700/1.100

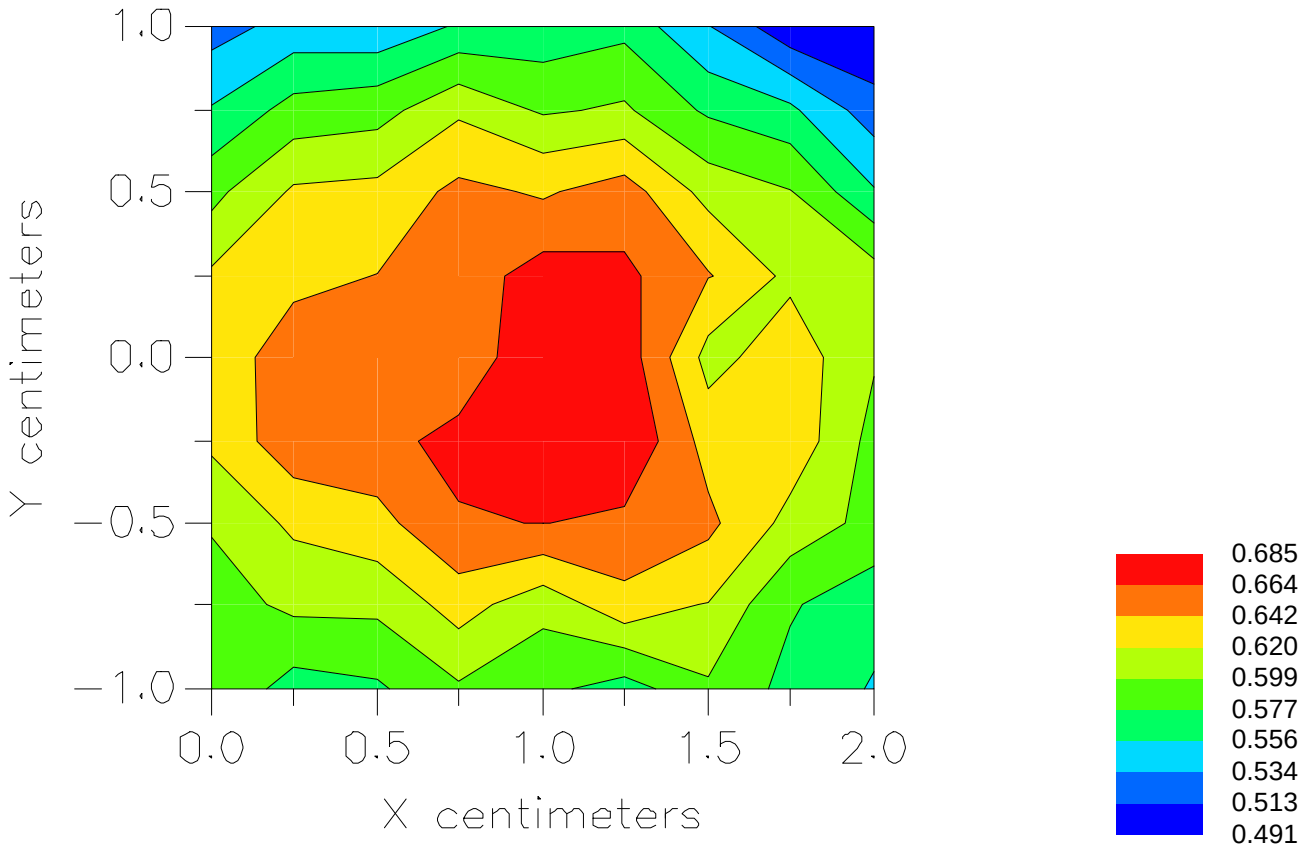

File : c:/idx3/SYSTEM/SARMEAS3/data/Normal/00103014_ZOOM.VLT
Start : 30-Oct-100 02:01:55 pm  End : 30-Oct-100 02:09:49 pm

Radio Type : SAMSUNG
Model Number : SCH-T300
Serial Number : 04
Frequency : 835.49 MHz
Peak Trans. Pwr : 0.400 W
Start Trans. Pwr: 0.400 W
Antenna Type : Helical
Antenna Posn. : Out
Phantom Type : Body
Phantom Posn. : Abdomen
Scan Type : ZOOM/SAR
Probe Name : PCTEST
Field Type : E Field
Orientation : 0 Degrees

Mixture Type = Muscle
Mixture Dielectric Constant = 51.700
Mixture Conductivity = 1.100

Comment :
SAMSUNG TRI-MODE PHONE - CDMA MODE
CHAN 0363 Conducted 26.0 dBm
SAMSUNG TRI-MODE PHONE - BODY SAR

Robot : PCTEST

Probe Offset = 0.25 cm
Sensor Factor = 0.0108
Conversion Factor = 0.894

PCTEST Amplifier Channel Settings : 0.166 0.135 0.132

Max Location : X = 1.250, Y = 0.000, Z = 0.000 (cm) Value = 5.267

Measured Values (volts) =

| | | | | | |
|---|---|---|---|---|---|
| 4.970E-003 | 4.111E-003 | 3.058E-003 | 2.427E-003 | 2.001E-003 | 1.802E-003 |
| 1.743E-003 | 1.751E-003 | 1.729E-003 | 1.628E-003 | 1.385E-003 | 1.050E-003 |
| 6.318E-004 | 3.056E-004 | 9.985E-005 | 6.196E-005 | 1.685E-004 | 3.972E-004 |
| 5.846E-004 | 6.539E-004 | 5.009E-004 | | | |

Calc. Voltage @ Surface (Vs) = 0.0063

Voltage @ 1.00 cm (Vt) = 0.0024

Ave. Voltage (Vs+Vt)/2 = 0.0044

Ave. SAR over 1 g (mW/g) = 0.3631

SAR Scan
File : 00103014_ZOOM
Start : 30-Oct-100 02:01:55 pm  End : 30-Oct-100 02:09:49 pm
SAMSUNG/SCH-T300/04;835.49MHz;W;Helical/Out;
Body/Abdomen;ZOOM/SAR;PCTEST/E Field/0 DegreesMuscle/51.700/1.100

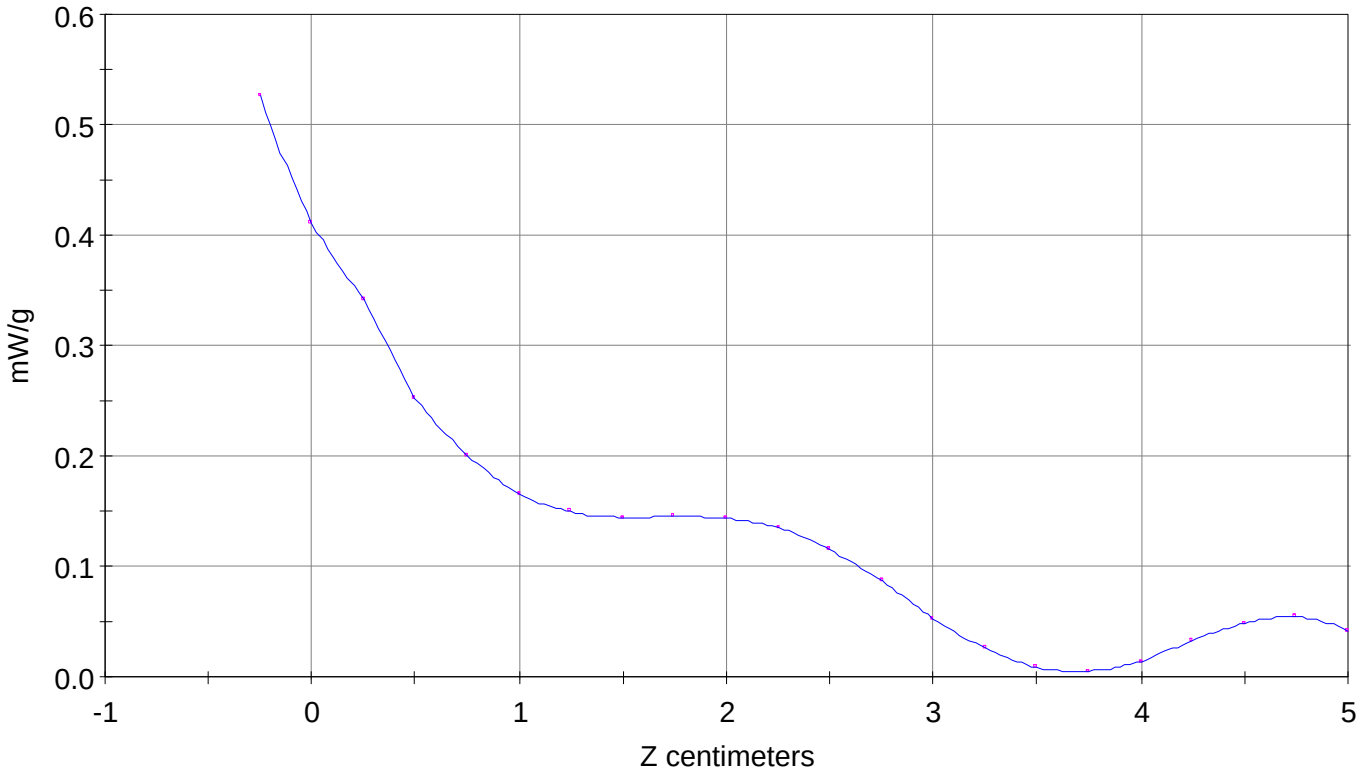

File : 00103014_ZOOM
Start : 30-Oct-100 02:01:55 pm  End : 30-Oct-100 02:09:49 pm
SAMSUNG/SCH-T300/04;835.49MHz;W;Helical/Out;
Body/Abdomen;ZOOM/SAR;PCTEST/E Field/0 DegreesMuscle/51.700/1.100

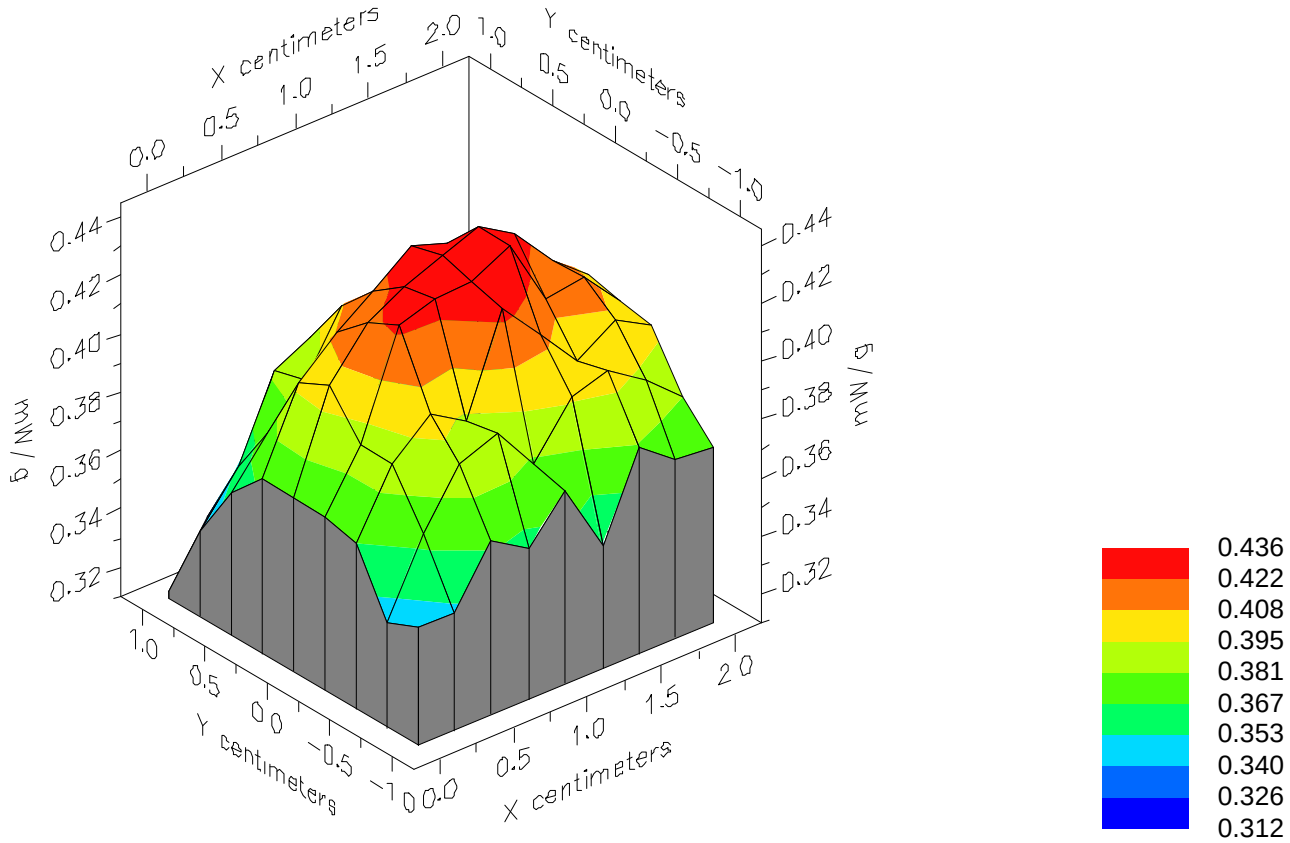

File : 00103014_ZOOM
Start : 30-Oct-100 02:01:55 pm  End : 30-Oct-100 02:09:49 pm
SAMSUNG/SCH-T300/04;835.49MHz;W;Helical/Out;
Body/Abdomen;ZOOM/SAR;PCTEST/E Field/0 DegreesMuscle/51.700/1.100

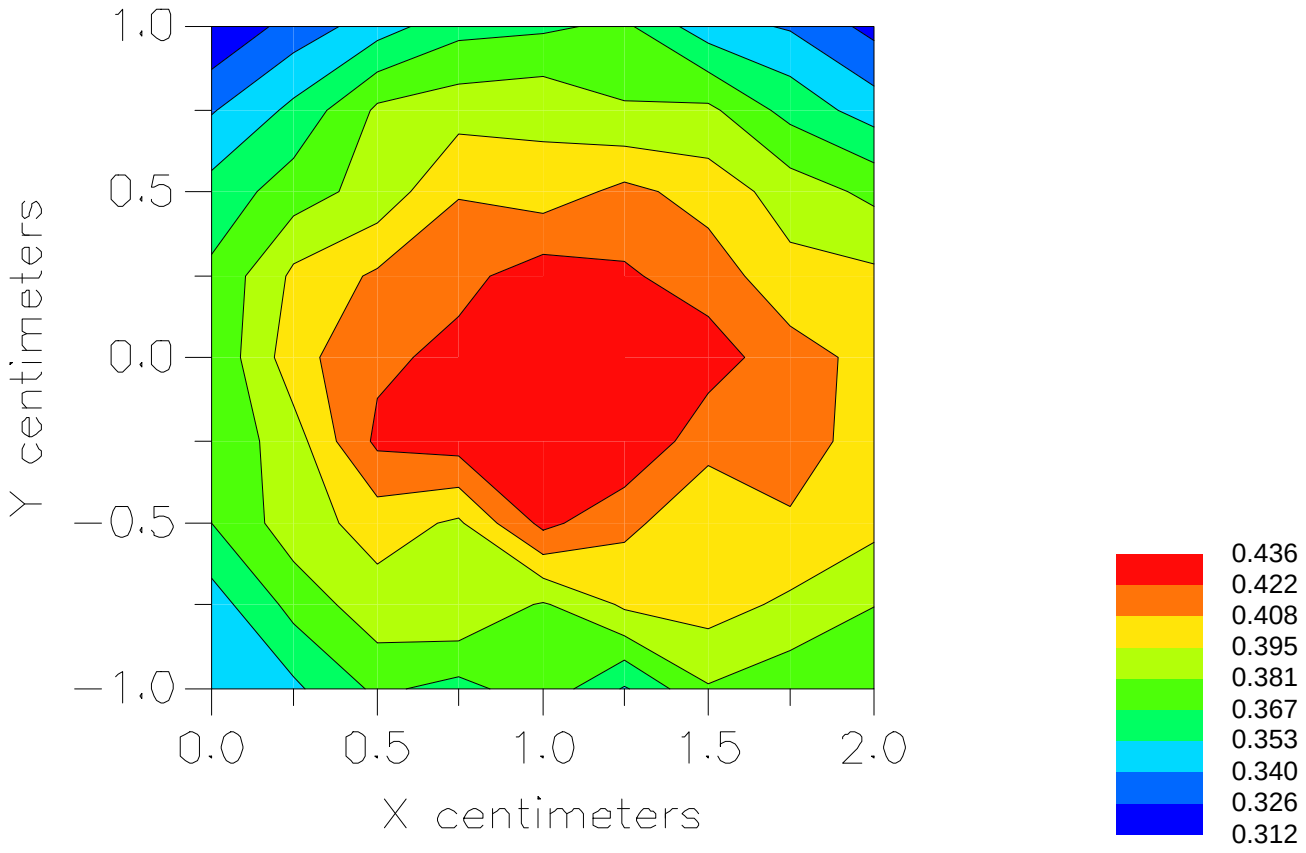

PCS Body SAR

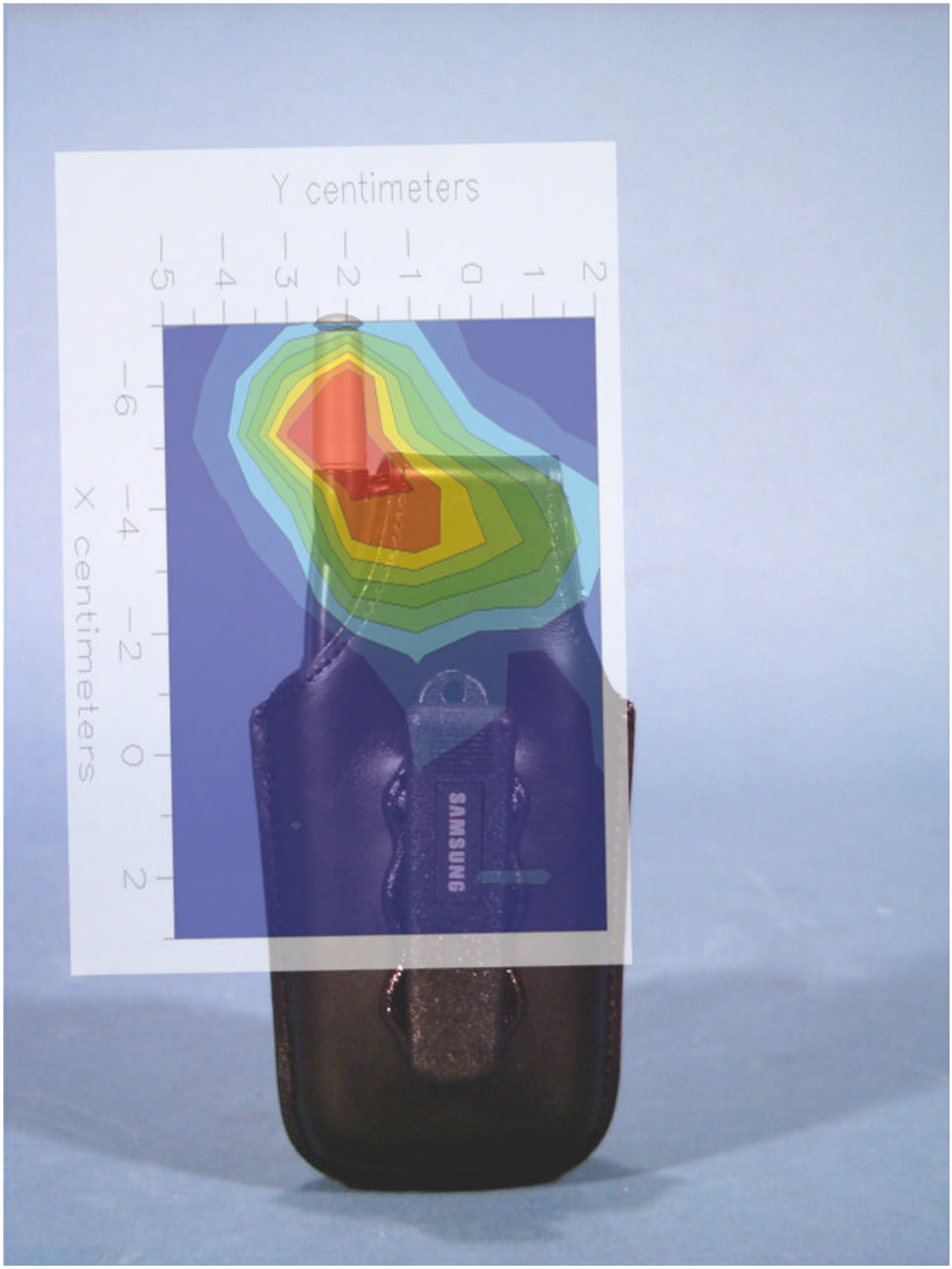

File : c:/idx3/SYSTEM/SARMEAS3/data/Normal/00110604_ZOOM.VLT
Start : 6-Nov-100 10:11:58 am End : 6-Nov-100 10:20:30 am

Radio Type : SAMSUNG
Model Number : SCH-T300
Serial Number : 04
Frequency : 1851.25 MHz
Peak Trans. Pwr : 0.280 W
Start Trans. Pwr: 0.280 W
Antenna Type : Helical
Antenna Posn. : In
Phantom Type : Body
Phantom Posn. : Abdomen
Scan Type : ZOOM/SAR
Probe Name : PCTEST
Field Type : E Field
Orientation : 0 Degrees

Mixture Type = Muscle
Mixture Dielectric Constant = 54.200
Mixture Conductivity = 1.850

Comment :
SAMSUNG TRI-ODE PHONE - PCS MODE
CHAN 0025 Conducted 24.5 dBm
SAMSUNG TRI-MODE PHONE - BODY SAR

Robot : PCTEST

Probe Offset = 0.25 cm
Sensor Factor = 0.0108
Conversion Factor = 1.378

PCTEST Amplifier Channel Settings : 0.245 0.231 0.224

Max Location : X = -5.750, Y = -1.000, Z = 0.000 (cm) Value = 7.399

Measured Values (volts) =

| | | | | | |
|---|---|---|---|---|---|
| 6.804E-003 | 5.385E-003 | 3.724E-003 | 2.788E-003 | 2.775E-003 | 2.582E-003 |
| 1.685E-003 | 7.755E-004 | 7.562E-004 | 1.346E-003 | 1.525E-003 | 1.171E-003 |
| 9.366E-004 | 2.020E-004 | 1.384E-004 | 7.666E-005 | 5.534E-005 | 4.922E-005 |
| 7.211E-005 | 6.258E-005 | 4.035E-005 | | | |

Calc. Voltage @ Surface (Vs) = 0.0092

Voltage @ 1.00 cm (Vt) = 0.0028

Ave. Voltage (Vs+Vt)/2 = 0.0060

Ave. SAR over 1 g (mW/g) = 0.7659

SAR Scan
File : 00110604_ZOOM
Start : 6-Nov-100 10:11:58 am End : 6-Nov-100 10:20:30 am
SAMSUNG/SCH-T300/04;1851.25MHz;W;Helical/In;
Body/Abdomen;ZOOM/SAR;PCTEST/E Field/0 DegreesMuscle/54.200/1.850

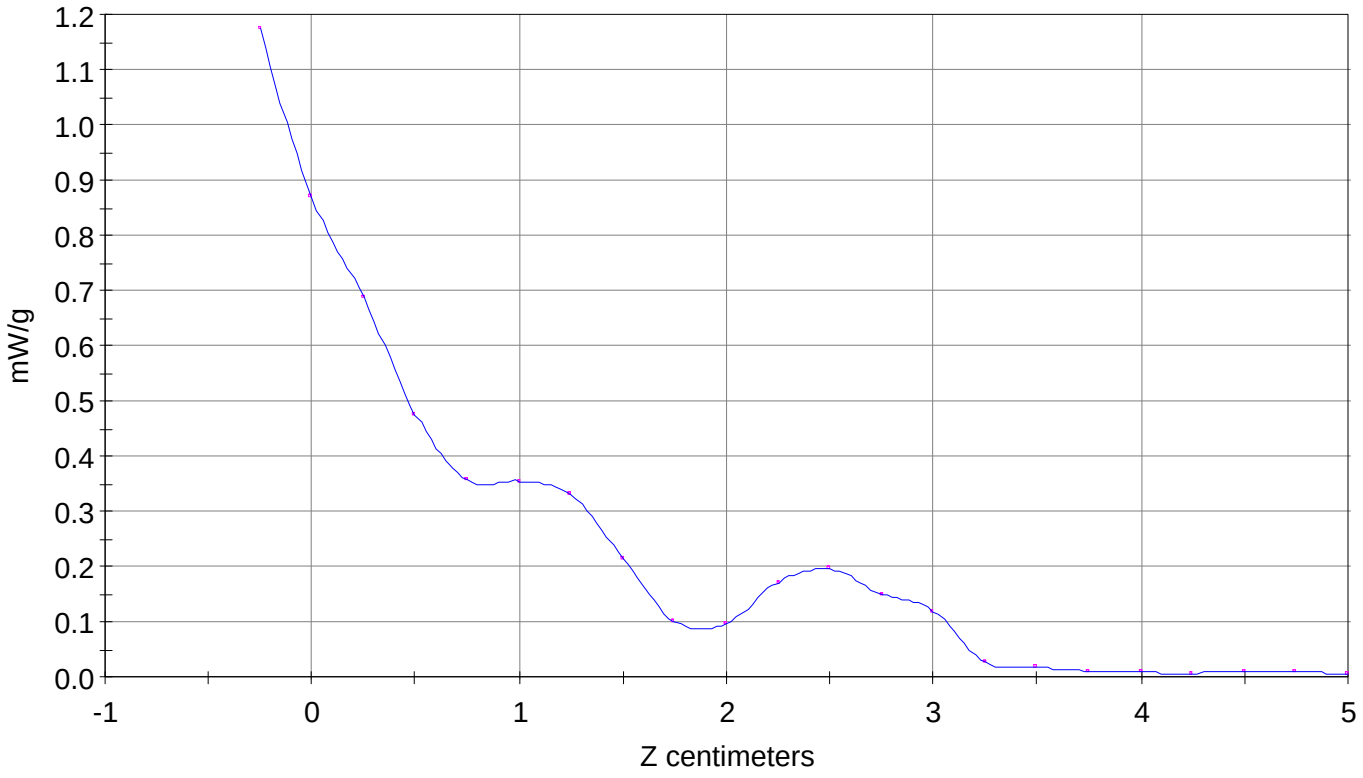

File : 00110604_ZOOM
Start : 6-Nov-100 10:11:58 am End : 6-Nov-100 10:20:30 am
SAMSUNG/SCH-T300/04;1851.25MHz;W;Helical/In;
Body/Abdomen;ZOOM/SAR;PCTEST/E Field/0 DegreesMuscle/54.200/1.850

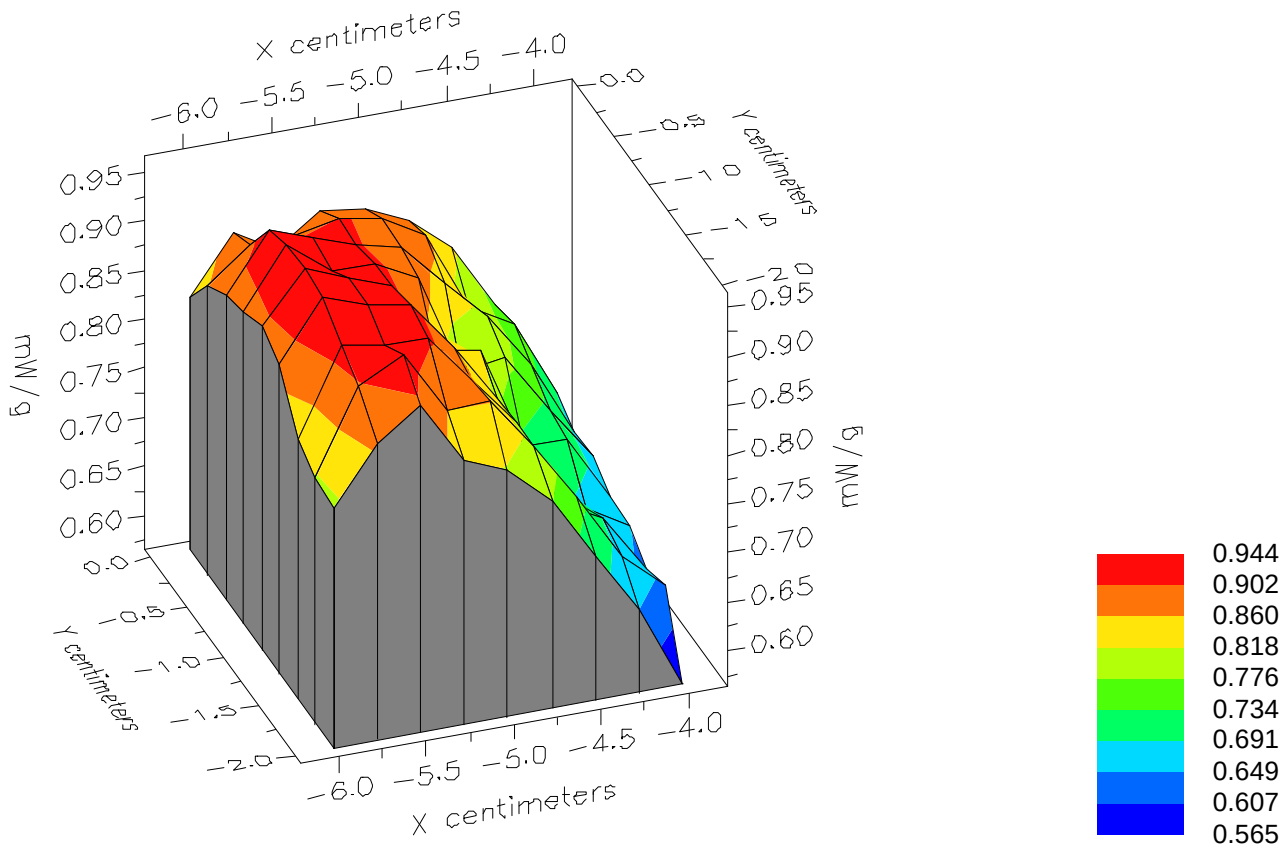

File : 00110604_ZOOM
Start : 6-Nov-100 10:11:58 am End : 6-Nov-100 10:20:30 am
SAMSUNG/SCH-T300/04;1851.25MHz;W;Helical/In;
Body/Abdomen;ZOOM/SAR;PCTEST/E Field/0 DegreesMuscle/54.200/1.850

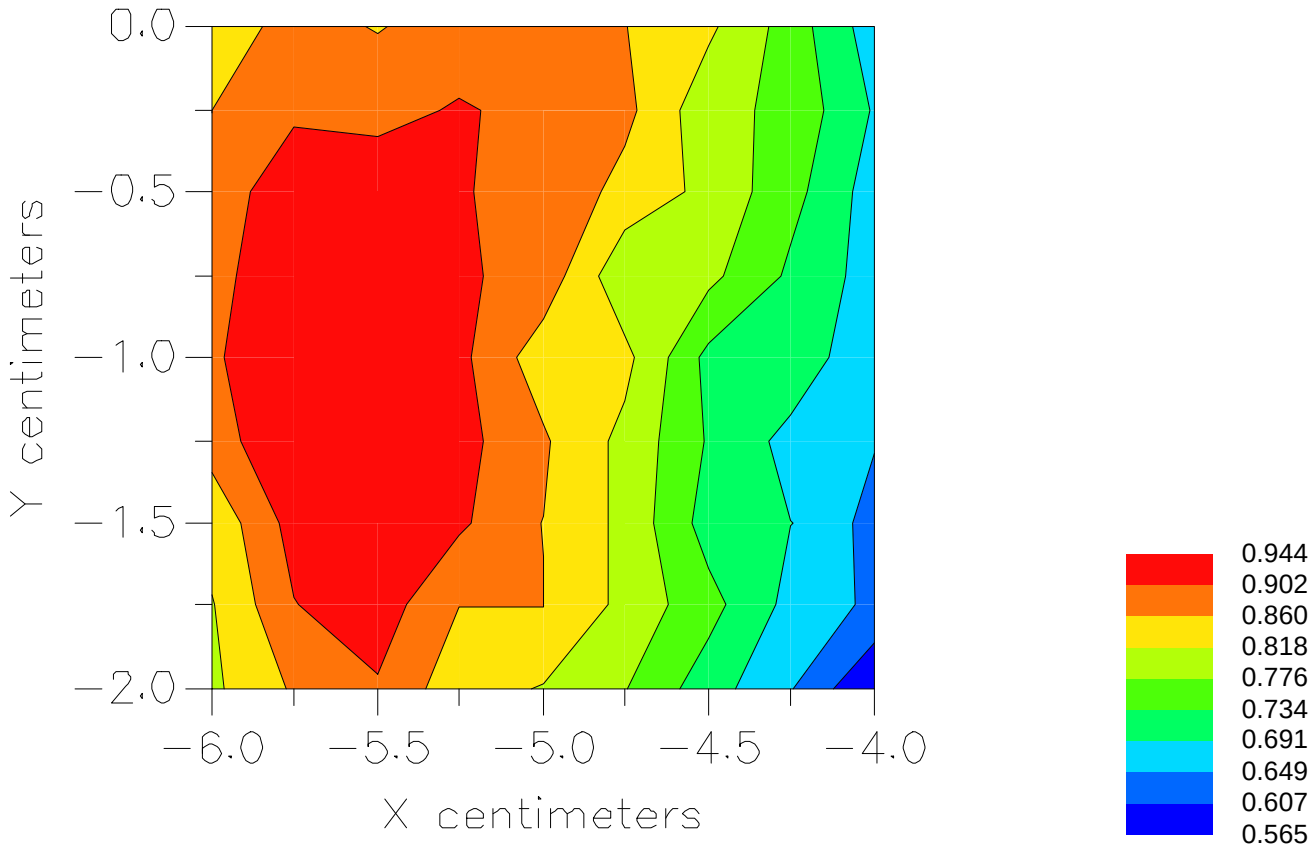

File : c:/idx3/SYSTEM/SARMEAS3/data/Normal/00110607_ZOOM.VLT
Start : 6-Nov-100 10:52:35 am End : 6-Nov-100 11:01:35 am

Radio Type : SAMSUNG
Model Number : SCH-T300
Serial Number : 04
Frequency : 1851.25 MHz
Peak Trans. Pwr : 0.280 W
Start Trans. Pwr: 0.280 W
Antenna Type : Helical
Antenna Posn. : Out
Phantom Type : Body
Phantom Posn. : Abdomen
Scan Type : ZOOM/SAR
Probe Name : PCTEST
Field Type : E Field
Orientation : 0 Degrees

Mixture Type = Muscle
Mixture Dielectric Constant = 54.200
Mixture Conductivity = 1.850

Comment :
SAMSUNG TRI-ODE PHONE - PCS MODE
CHAN 0025 Conducted 24.5 dBm
SAMSUNG TRI-MODE PHONE - BODY SAR

Robot : PCTEST

Probe Offset = 0.25 cm
Sensor Factor = 0.0108
Conversion Factor = 1.378

PCTEST Amplifier Channel Settings : 0.245 0.231 0.224

Max Location : X = -5.250, Y = -0.250, Z = 0.000 (cm) Value = 4.302

Measured Values (volts) =

| | | | | | |
|---|---|---|---|---|---|
| 4.224E-003 | 3.489E-003 | 2.784E-003 | 2.391E-003 | 2.334E-003 | 2.436E-003 |
| 2.249E-003 | 1.902E-003 | 1.752E-003 | 1.935E-003 | 2.192E-003 | 2.096E-003 |
| 1.982E-003 | 1.633E-003 | 1.523E-003 | 1.477E-003 | 1.509E-003 | 1.501E-003 |
| 1.523E-003 | 1.506E-003 | 1.485E-003 | | | |

Calc. Voltage @ Surface (Vs) = 0.0052

Voltage @ 1.00 cm (Vt) = 0.0024

Ave. Voltage (Vs+Vt)/2 = 0.0038

Ave. SAR over 1 g (mW/g) = 0.4845

SAR Scan
File : 00110607_ZOOM
Start : 6-Nov-100 10:52:35 am End : 6-Nov-100 11:01:35 am
SAMSUNG/SCH-T300/04;1851.25MHz;W;Helical/Out;
Body/Abdomen;ZOOM/SAR;PCTEST/E Field/0 DegreesMuscle/54.200/1.850

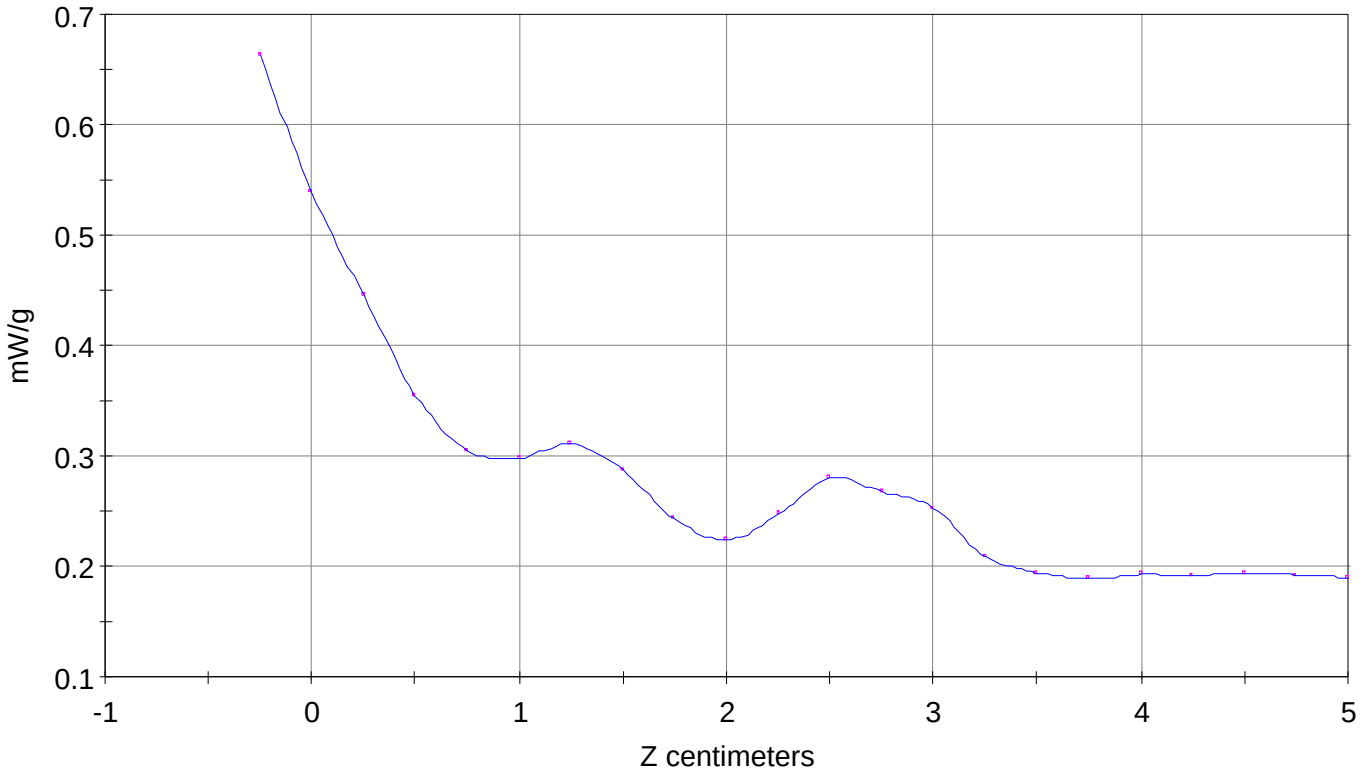

File : 00110607_ZOOM
Start : 6-Nov-100 10:52:35 am End : 6-Nov-100 11:01:35 am
SAMSUNG/SCH-T300/04;1851.25MHz;W;Helical/Out;
Body/Abdomen;ZOOM/SAR;PCTEST/E Field/0 DegreesMuscle/54.200/1.850

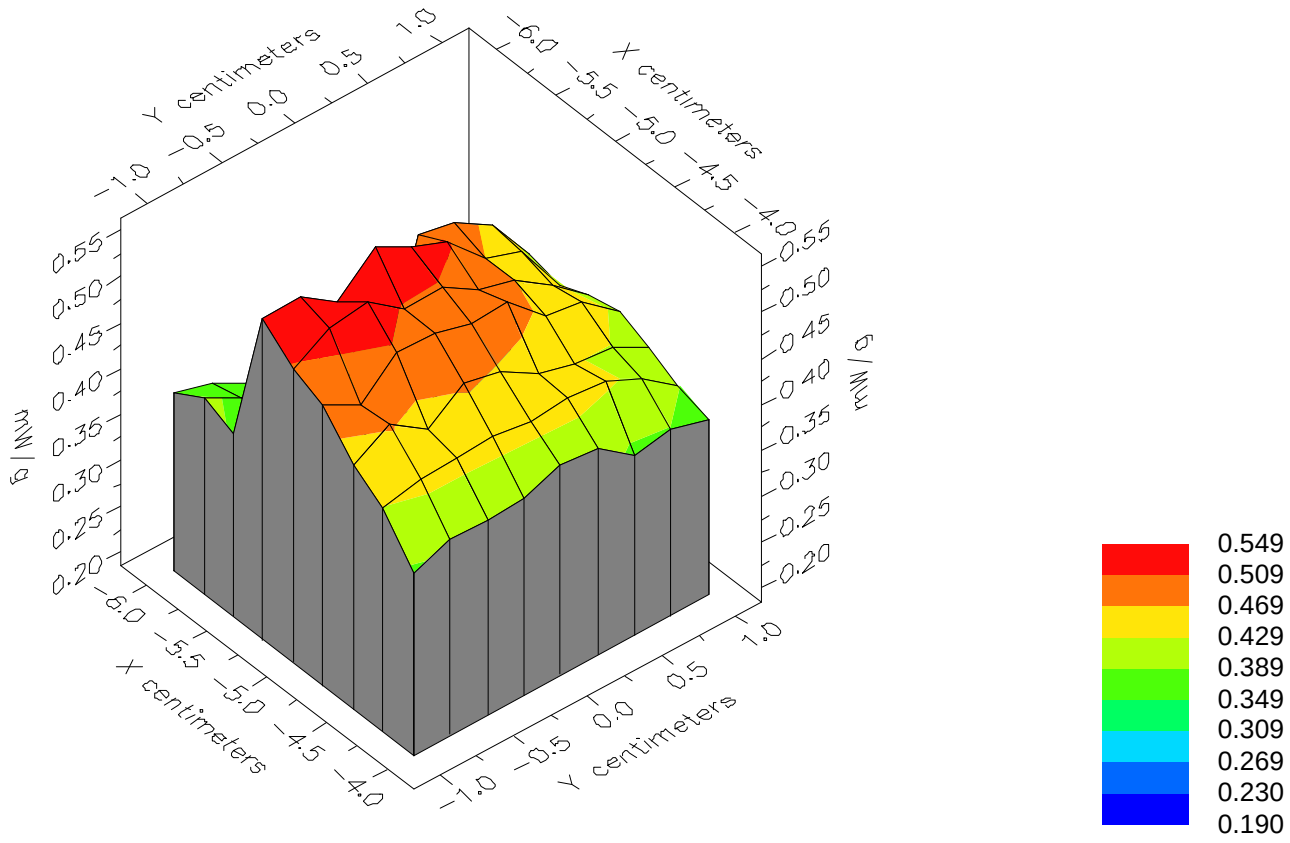

File : 00110607_ZOOM
Start : 6-Nov-100 10:52:35 am End : 6-Nov-100 11:01:35 am
SAMSUNG/SCH-T300/04;1851.25MHz;W;Helical/Out;
Body/Abdomen;ZOOM/SAR;PCTEST/E Field/0 DegreesMuscle/54.200/1.850

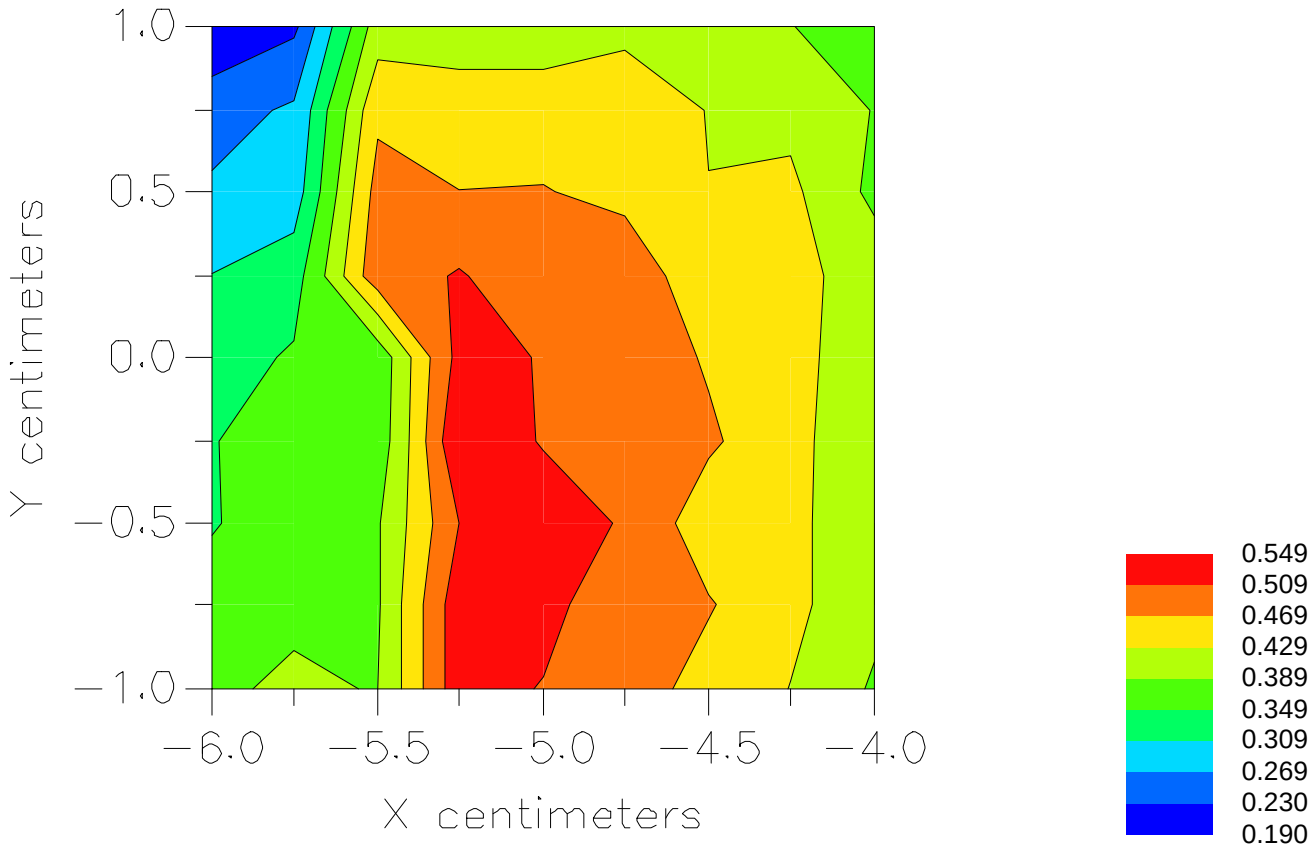

File : c:/idx3/SYSTEM/SARMEAS3/data/Normal/00110308_ZOOM.VLT
Start : 3-Nov-100 04:31:14 pm End : 3-Nov-100 04:39:39 pm

Radio Type : SAMSUNG
Model Number : SCH-T300
Serial Number : 04
Frequency : 1880.00 MHz
Peak Trans. Pwr : 0.280 W
Start Trans. Pwr: 0.280 W
Antenna Type : Helical
Antenna Posn. : In
Phantom Type : Body
Phantom Posn. : Abdomen
Scan Type : ZOOM/SAR
Probe Name : PCTEST
Field Type : E Field
Orientation : 0 Degrees

Mixture Type = Muscle
Mixture Dielectric Constant = 54.200
Mixture Conductivity = 1.850

Comment :
SAMSUNG TRI-MODE PHONE - PCS MODE
CHAN 0600 Conducted 24.5 dBm
SAMSUNG TRI-MODE PHONE - BODY SAR

Robot : PCTEST

Probe Offset = 0.25 cm
Sensor Factor = 0.0108
Conversion Factor = 1.378

PCTEST Amplifier Channel Settings : 0.245 0.231 0.224

Max Location : X = -5.500, Y = -2.500, Z = 0.000 (cm) Value = 7.042

Measured Values (volts) =

| | | | | | |
|---|---|---|---|---|---|
| 6.910E-003 | 5.716E-003 | 4.036E-003 | 3.443E-003 | 3.630E-003 | 2.962E-003 |
| 2.011E-003 | 1.841E-003 | 2.462E-003 | 2.794E-003 | 2.803E-003 | 1.888E-003 |
| 1.713E-003 | 1.656E-003 | 1.682E-003 | 1.677E-003 | 1.544E-003 | 1.642E-003 |
| 1.595E-003 | 1.583E-003 | 1.570E-003 | | | |

Calc. Voltage @ Surface (Vs) = 0.0091

Voltage @ 1.00 cm (Vt) = 0.0034

Ave. Voltage (Vs+Vt)/2 = 0.0063

Ave. SAR over 1 g (mW/g) = 0.7982

SAR Scan
File : 00110308_ZOOM
Start : 3-Nov-100 04:31:14 pm End : 3-Nov-100 04:39:39 pm
SAMSUNG/SCH-T300/04;1880.00MHz;W;Helical/Out;
Body/Abdomen;ZOOM/SAR;PCTEST/E Field/0 DegreesMuscle/54.200/1.850

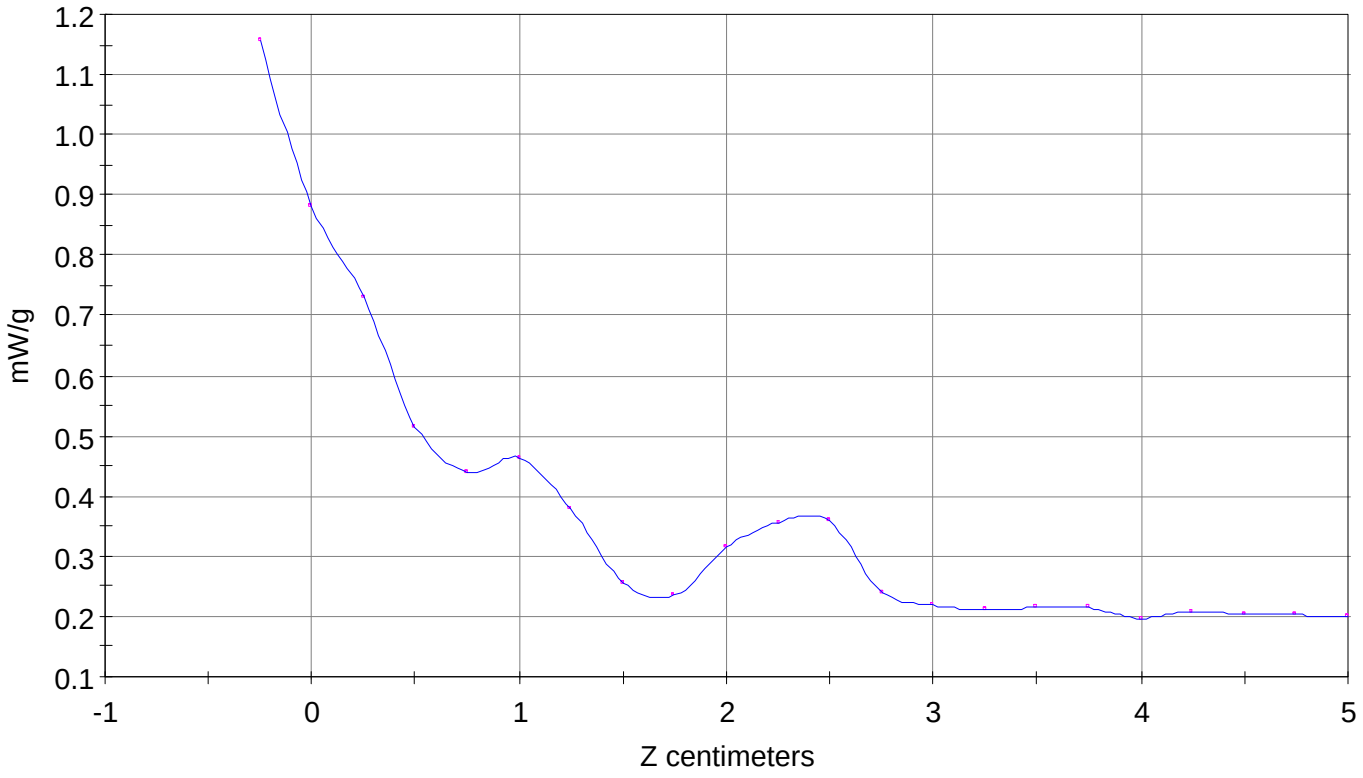

File : 00110308_ZOOM
Start : 3-Nov-100 04:31:14 pm End : 3-Nov-100 04:39:39 pm
SAMSUNG/SCH-T300/04;1880.00MHz;W;Helical/Out;
Body/Abdomen;ZOOM/SAR;PCTEST/E Field/0 DegreesMuscle/54.200/1.850

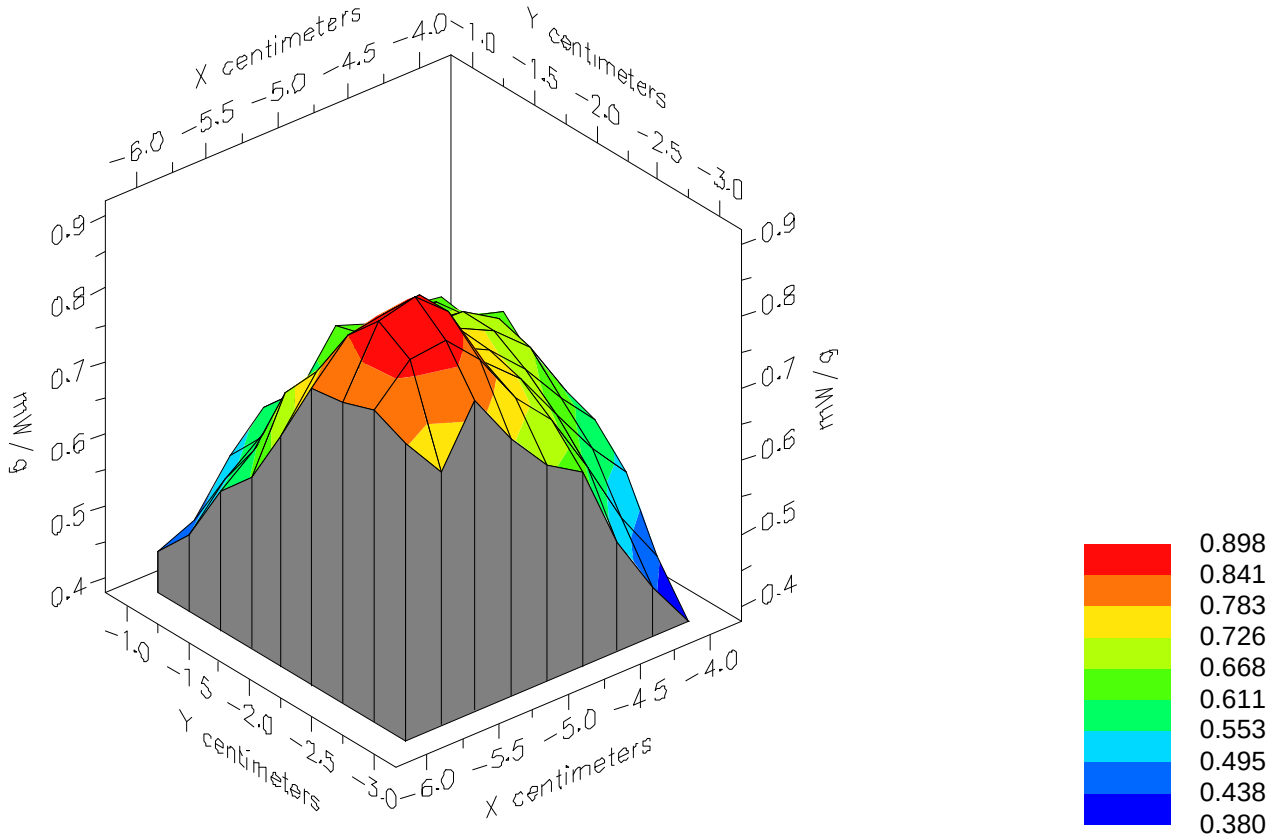

File : 00110308_ZOOM
Start : 3-Nov-100 04:31:14 pm End : 3-Nov-100 04:39:39 pm
SAMSUNG/SCH-T300/04;1880.00MHz;W;Helical/Out;
Body/Abdomen;ZOOM/SAR;PCTEST/E Field/0 DegreesMuscle/54.200/1.850

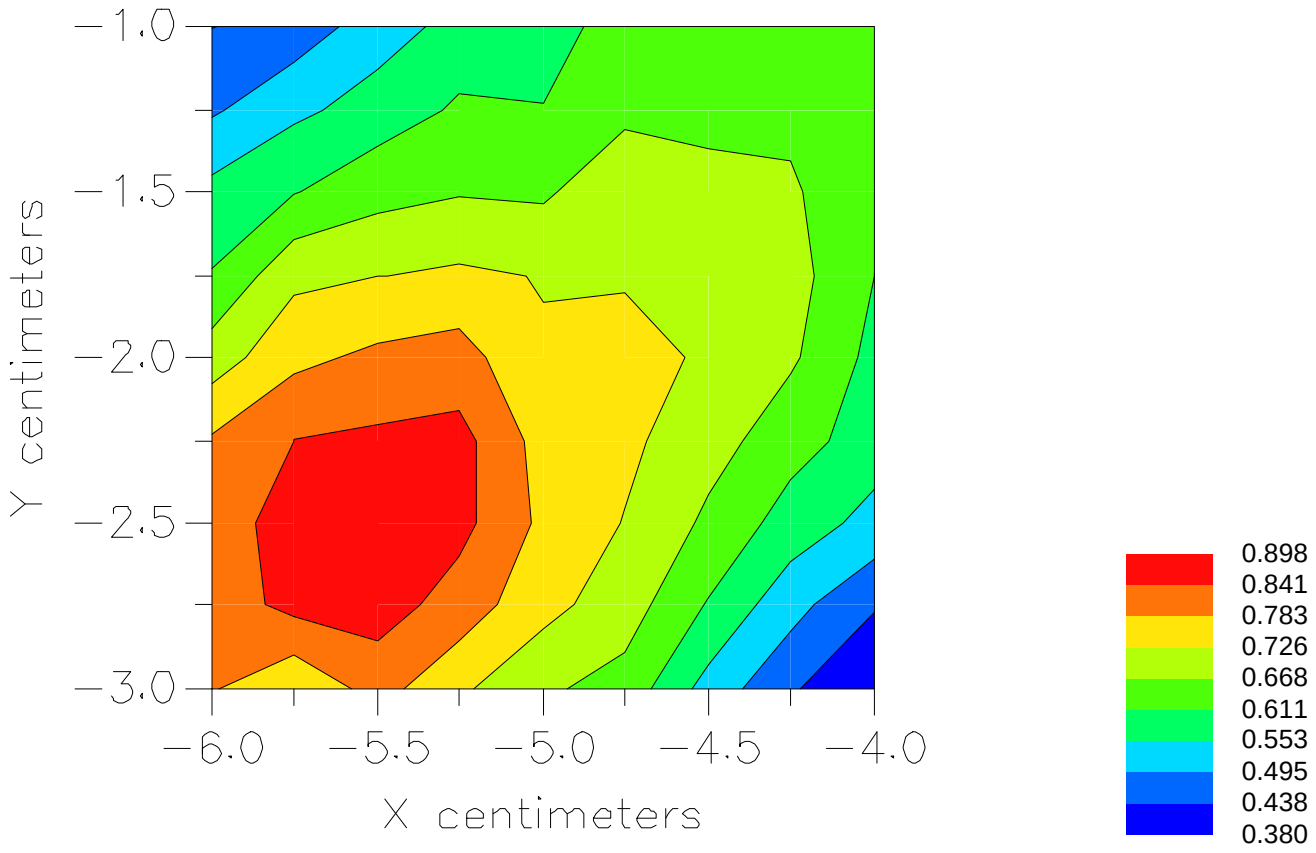

File : c:/idx3/SYSTEM/SARMEAS3/data/Normal/00110613_ZOOM.VLT
Start : 6-Nov-100 01:40:28 pm End : 6-Nov-100 01:49:49 pm

Radio Type : SAMSUNG
Model Number : SCH-T300
Serial Number : 04
Frequency : 1880.00 MHz
Peak Trans. Pwr : 0.280 W
Start Trans. Pwr: 0.280 W
Antenna Type : Helical
Antenna Posn. : Out
Phantom Type : Body
Phantom Posn. : Abdomen
Scan Type : ZOOM/SAR
Probe Name : PCTEST
Field Type : E Field
Orientation : 0 Degrees

Mixture Type = Muscle
Mixture Dielectric Constant = 54.200
Mixture Conductivity = 1.850

Comment :
SAMSUNG TRI-ODE PHONE - PCS MODE
CHAN 0600 Conducted 24.5 dBm
SAMSUNG TRI-MODE PHONE - BODY SAR

Robot : PCTEST

Probe Offset = 0.25 cm
Sensor Factor = 0.0108
Conversion Factor = 1.378

PCTEST Amplifier Channel Settings : 0.245 0.231 0.224

Max Location : X = -5.500, Y = -0.250, Z = 0.000 (cm) Value = 4.722

Measured Values (volts) =

| | | | | | |
|---|---|---|---|---|---|
| 3.521E-003 | 2.861E-003 | 2.297E-003 | 2.121E-003 | 2.124E-003 | 2.225E-003 |
| 1.958E-003 | 1.764E-003 | 1.734E-003 | 2.018E-003 | 2.097E-003 | 2.142E-003 |
| 2.303E-003 | 1.768E-003 | 1.695E-003 | 1.686E-003 | 1.713E-003 | 1.701E-003 |
| 1.672E-003 | 1.637E-003 | 1.617E-003 | | | |

Calc. Voltage @ Surface (Vs) = 0.0044

Voltage @ 1.00 cm (Vt) = 0.0021

Ave. Voltage (Vs+Vt)/2 = 0.0032

Ave. SAR over 1 g (mW/g) = 0.4134

SAR Scan
File : 00110613_ZOOM
Start : 6-Nov-100 01:40:28 pm End : 6-Nov-100 01:49:49 pm
SAMSUNG/SCH-T300/04;1880.00MHz;W;Helical/Out;
Body/Abdomen;ZOOM/SAR;PCTEST/E Field/0 DegreesMuscle/54.200/1.850

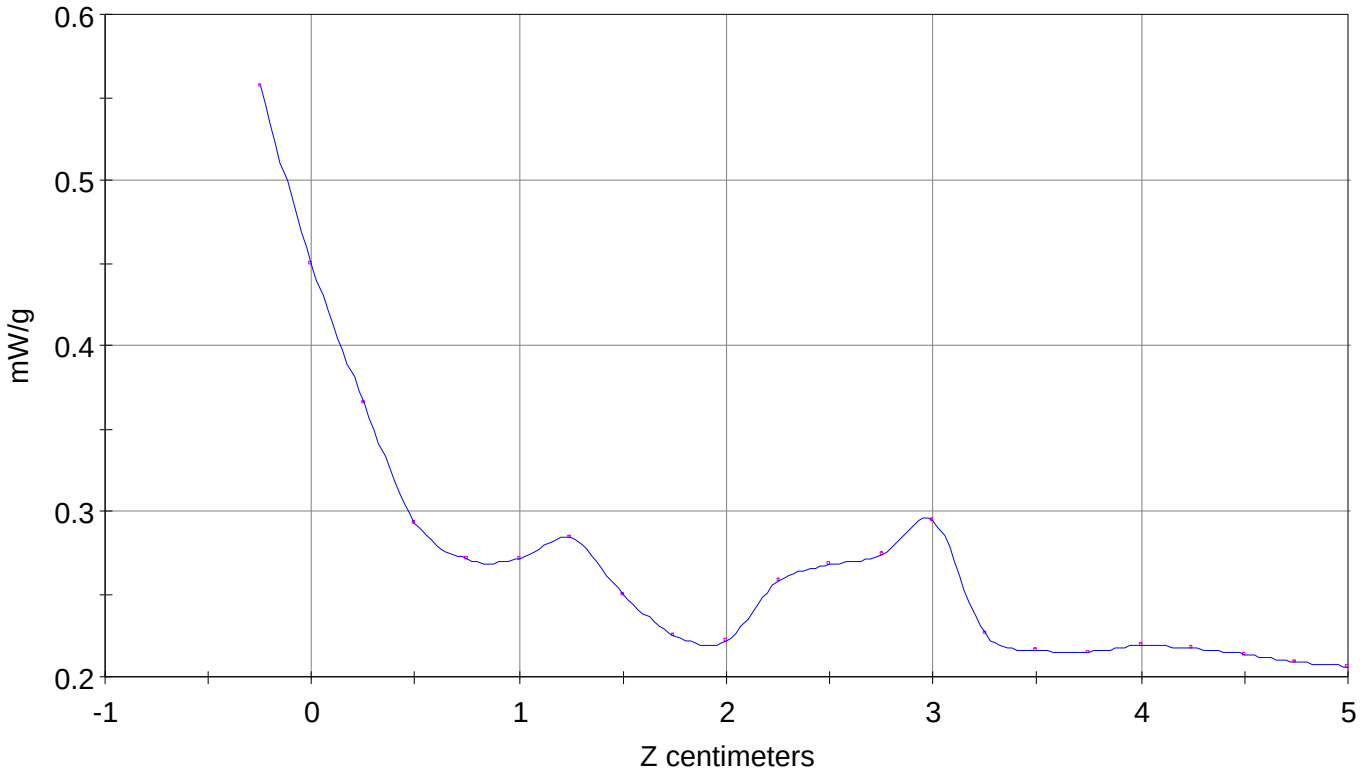

File : 00110613_ZOOM
Start : 6-Nov-100 01:40:28 pm End : 6-Nov-100 01:49:49 pm
SAMSUNG/SCH-T300/04;1880.00MHz;W;Helical/Out;
Body/Abdomen;ZOOM/SAR;PCTEST/E Field/0 DegreesMuscle/54.200/1.850

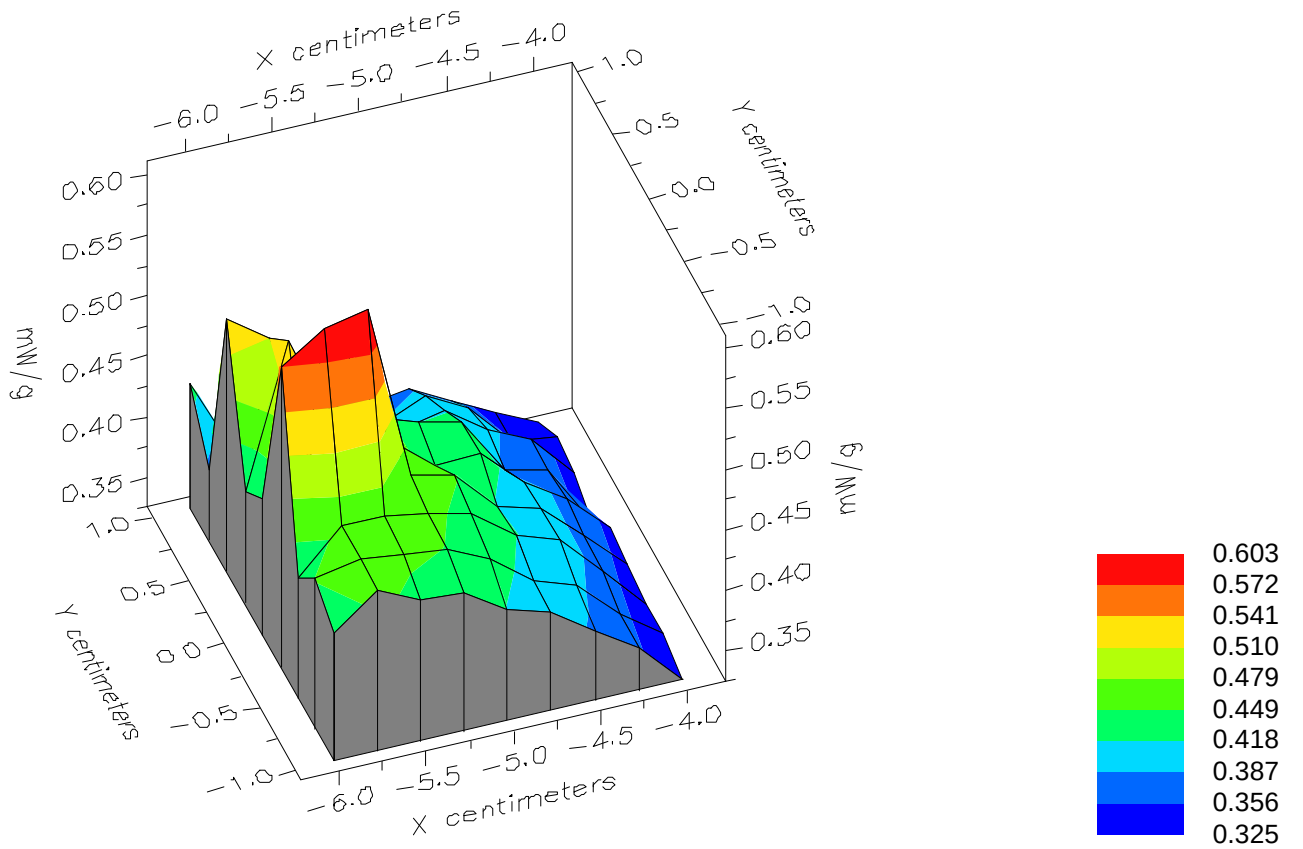

File : 00110613_ZOOM
Start : 6-Nov-100 01:40:28 pm End : 6-Nov-100 01:49:49 pm
SAMSUNG/SCH-T300/04;1880.00MHz;W;Helical/Out;
Body/Abdomen;ZOOM/SAR;PCTEST/E Field/0 DegreesMuscle/54.200/1.850

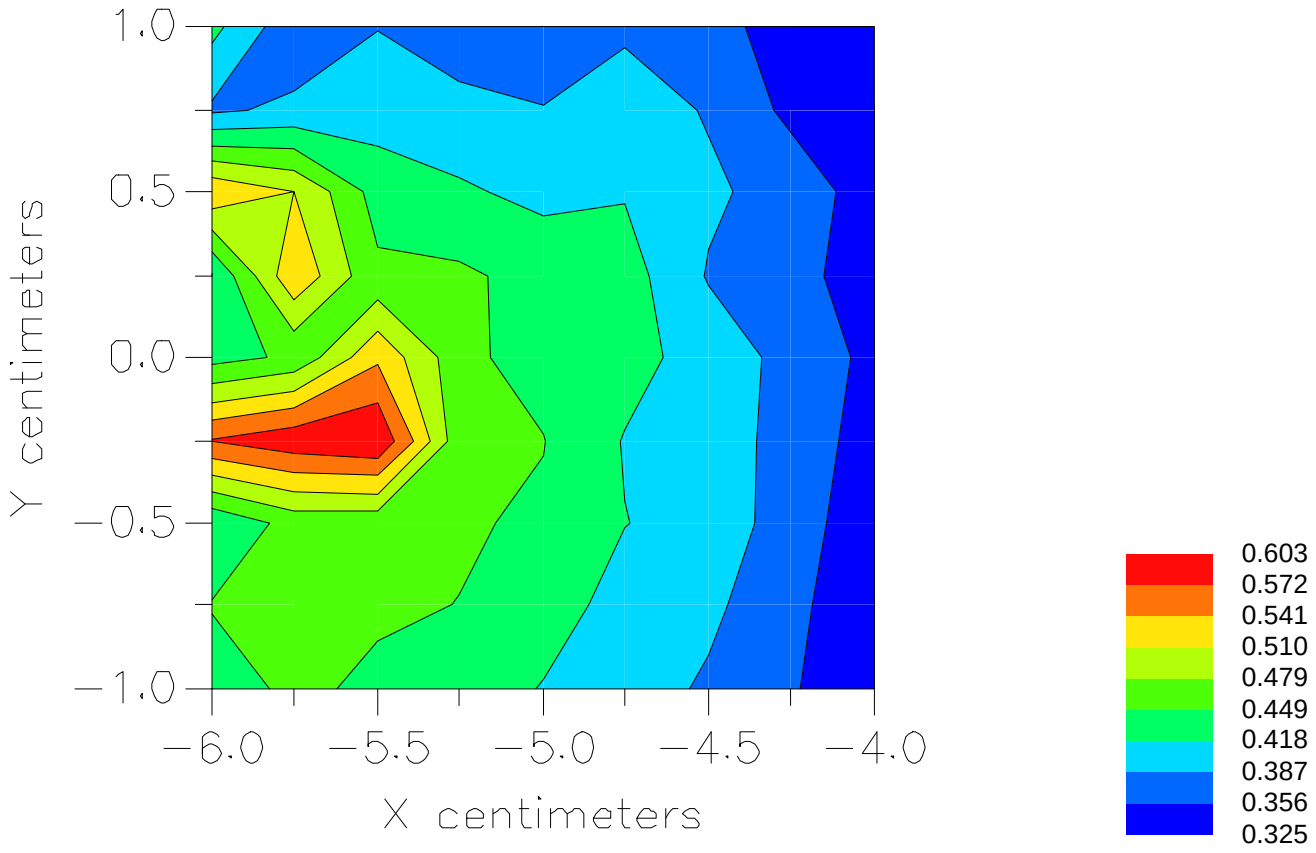

File : c:/idx3/SYSTEM/SARMEAS3/data/Normal/00110609_ZOOM.VLT
Start : 6-Nov-100 11:19:19 am End : 6-Nov-100 11:28:30 am

Radio Type : SAMSUNG
Model Number : SCH-T300
Serial Number : 04
Frequency : 1908.75 MHz
Peak Trans. Pwr : 0.280 W
Start Trans. Pwr: 0.280 W
Antenna Type : Helical
Antenna Posn. : In
Phantom Type : Body
Phantom Posn. : Abdomen
Scan Type : ZOOM/SAR
Probe Name : PCTEST
Field Type : E Field
Orientation : 0 Degrees

Mixture Type = Muscle
Mixture Dielectric Constant = 54.200
Mixture Conductivity = 1.850

Comment :
SAMSUNG TRI-ODE PHONE - PCS MODE
CHAN 1175 Conducted 24.5 dBm
SAMSUNG TRI-MODE PHONE - BODY SAR

Robot : PCTEST

Probe Offset = 0.25 cm
Sensor Factor = 0.0108
Conversion Factor = 1.378

PCTEST Amplifier Channel Settings : 0.245 0.231 0.224

Max Location : X = -4.750, Y = 0.250, Z = 0.000 (cm) Value = 8.003

Measured Values (volts) =

| | | | | | |
|---|---|---|---|---|---|
| 6.336E-003 | 5.163E-003 | 4.263E-003 | 3.395E-003 | 2.888E-003 | 2.768E-003 |
| 2.735E-003 | 2.465E-003 | 2.008E-003 | 1.778E-003 | 1.983E-003 | 2.271E-003 |
| 2.042E-003 | 1.814E-003 | 1.358E-003 | 1.298E-003 | 1.283E-003 | 1.259E-003 |
| 1.244E-003 | 1.241E-003 | 1.233E-003 | | | |

Calc. Voltage @ Surface (Vs) = 0.0077

Voltage @ 1.00 cm (Vt) = 0.0034

Ave. Voltage (Vs+Vt)/2 = 0.0056

Ave. SAR over 1 g (mW/g) = 0.7094

SAR Scan
File : 00110609_ZOOM
Start : 6-Nov-100 11:19:19 am End : 6-Nov-100 11:28:30 am
SAMSUNG/SCH-T300/04;1908.75MHz;W;Helical/In;
Body/Abdomen;ZOOM/SAR;PCTEST/E Field/0 DegreesMuscle/54.200/1.850

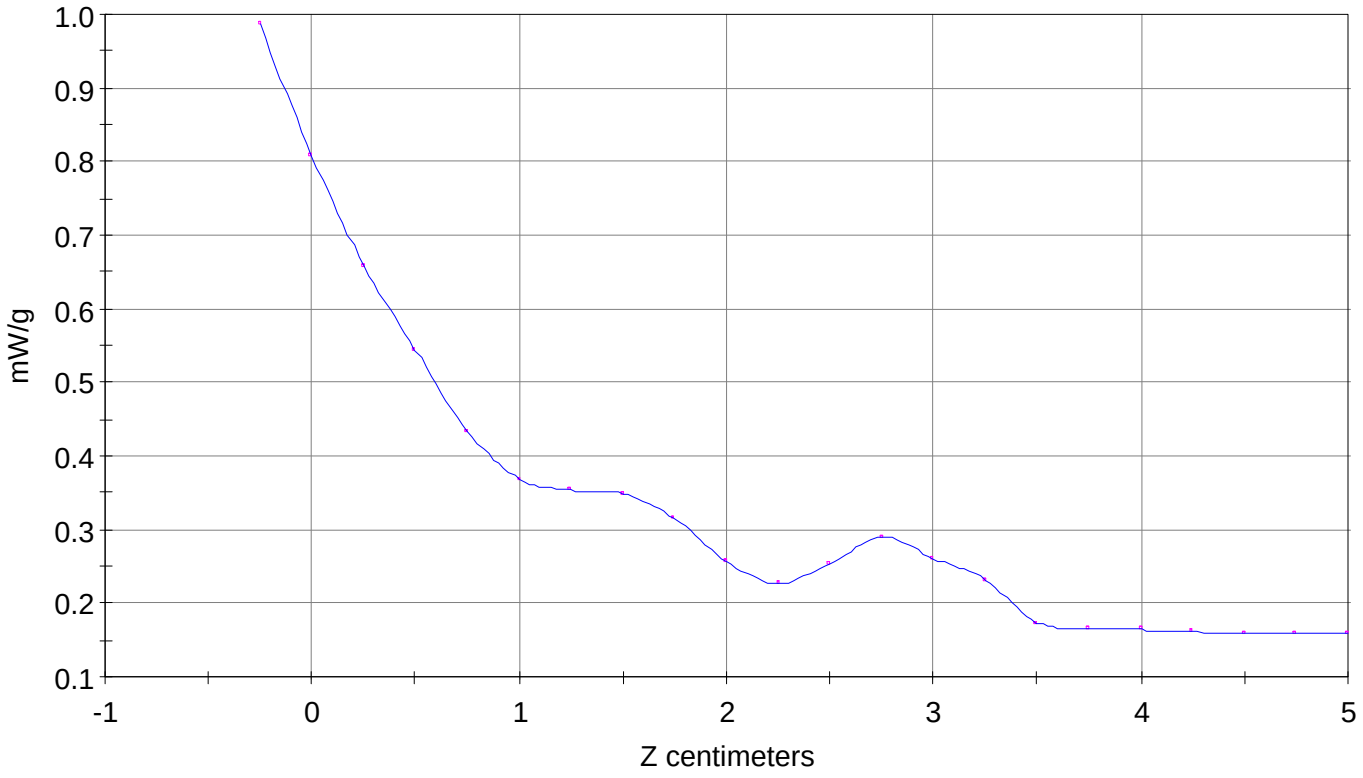

File : 00110609_ZOOM
Start : 6-Nov-100 11:19:19 am End : 6-Nov-100 11:28:30 am
SAMSUNG/SCH-T300/04;1908.75MHz;W;Helical/In;
Body/Abdomen;ZOOM/SAR;PCTEST/E Field/0 DegreesMuscle/54.200/1.850

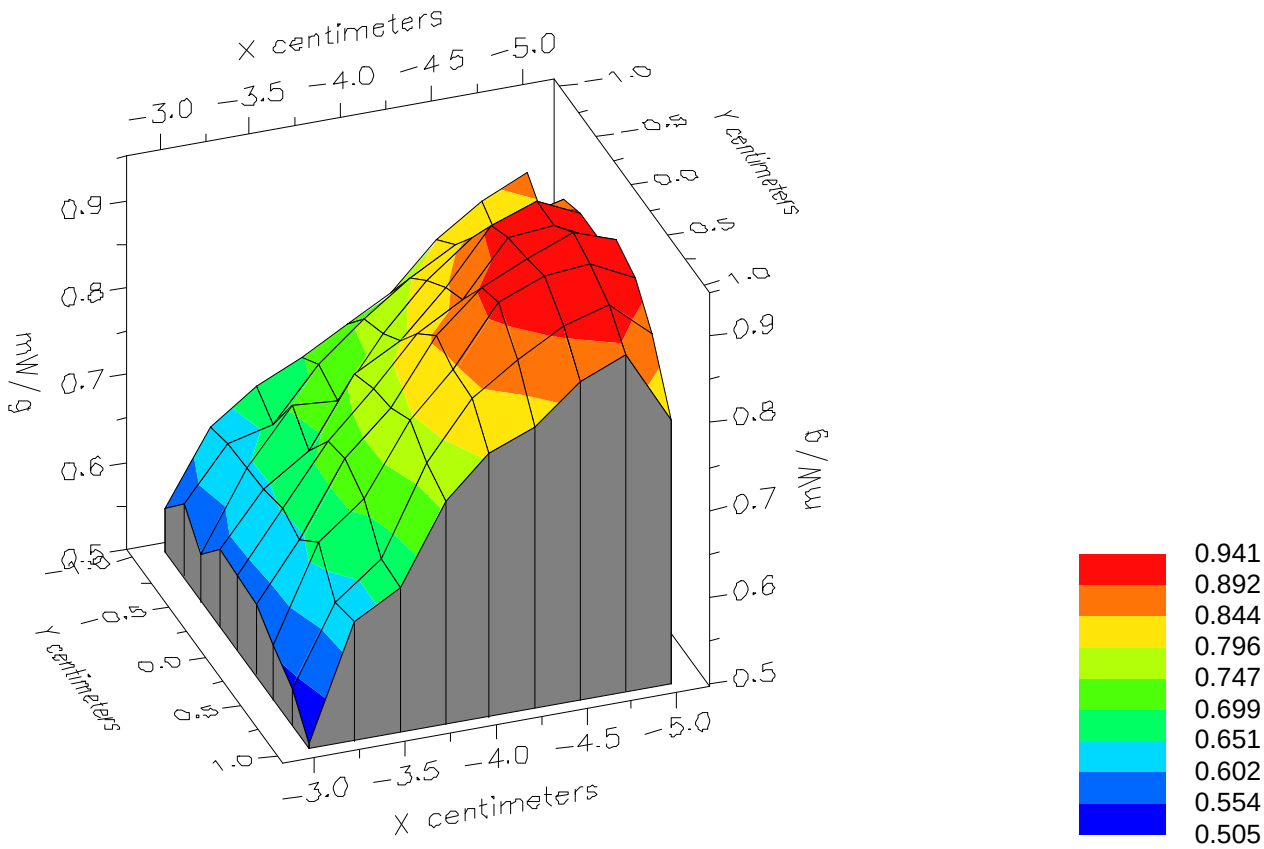

File : 00110609_ZOOM
Start : 6-Nov-100 11:19:19 am End : 6-Nov-100 11:28:30 am
SAMSUNG/SCH-T300/04;1908.75MHz;W;Helical/In;
Body/Abdomen;ZOOM/SAR;PCTEST/E Field/0 DegreesMuscle/54.200/1.850

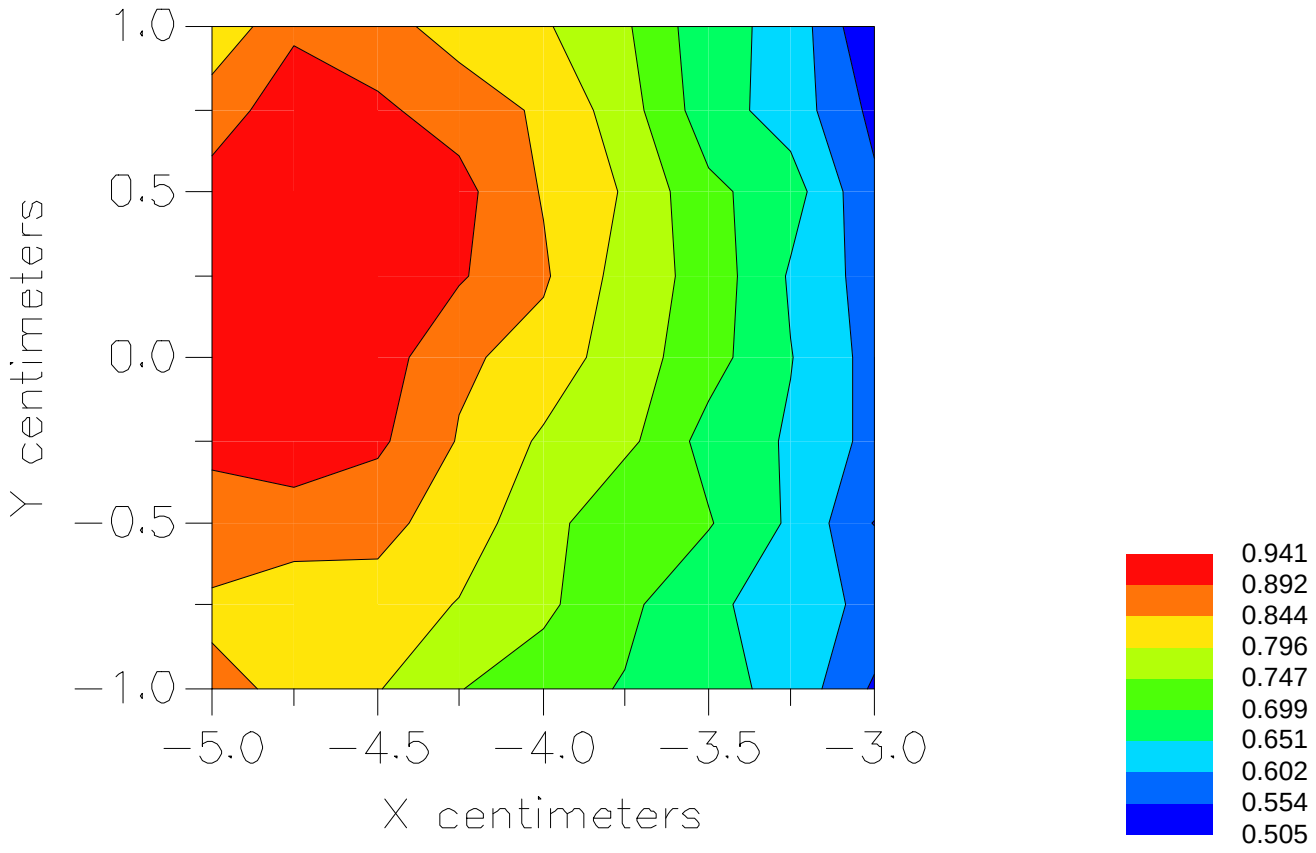

File : c:/idx3/SYSTEM/SARMEAS3/data/Normal/00110611_ZOOM.VLT
Start : 6-Nov-100 12:46:31 pm End : 6-Nov-100 12:55:30 pm

Radio Type : SAMSUNG
Model Number : SCH-T300
Serial Number : 04
Frequency : 1908.75 MHz
Peak Trans. Pwr : 0.280 W
Start Trans. Pwr: 0.280 W
Antenna Type : Helical
Antenna Posn. : Out
Phantom Type : Body
Phantom Posn. : Abdomen
Scan Type : ZOOM/SAR
Probe Name : PCTEST
Field Type : E Field
Orientation : 0 Degrees

Mixture Type = Muscle
Mixture Dielectric Constant = 54.200
Mixture Conductivity = 1.850

Comment :
SAMSUNG TRI-ODE PHONE - PCS MODE
CHAN 1175 Conducted 24.5 dBm
SAMSUNG TRI-MODE PHONE - BODY SAR

Robot : PCTEST

Probe Offset = 0.25 cm
Sensor Factor = 0.0108
Conversion Factor = 1.378

PCTEST Amplifier Channel Settings : 0.245 0.231 0.224

Max Location : X = -5.750, Y = -1.000, Z = 0.000 (cm) Value = 4.292

Measured Values (volts) =

| | | | | | |
|---|---|---|---|---|---|
| 4.074E-003 | 3.507E-003 | 2.691E-003 | 2.263E-003 | 2.416E-003 | 2.402E-003 |
| 2.010E-003 | 1.684E-003 | 1.902E-003 | 2.347E-003 | 2.630E-003 | 3.428E-003 |
| 2.345E-003 | 2.188E-003 | 2.148E-003 | 2.110E-003 | 2.053E-003 | 1.996E-003 |
| 1.986E-003 | 1.958E-003 | 1.948E-003 | | | |

Calc. Voltage @ Surface (Vs) = 0.0050

Voltage @ 1.00 cm (Vt) = 0.0023

Ave. Voltage (Vs+Vt)/2 = 0.0036

Ave. SAR over 1 g (mW/g) = 0.4647

SAR Scan
File : 00110611_ZOOM
Start : 6-Nov-100 12:46:31 pm End : 6-Nov-100 12:55:30 pm
SAMSUNG/SCH-T300/04;1908.75MHz;W;Helical/Out;
Body/Abdomen;ZOOM/SAR;PCTEST/E Field/0 DegreesMuscle/54.200/1.850

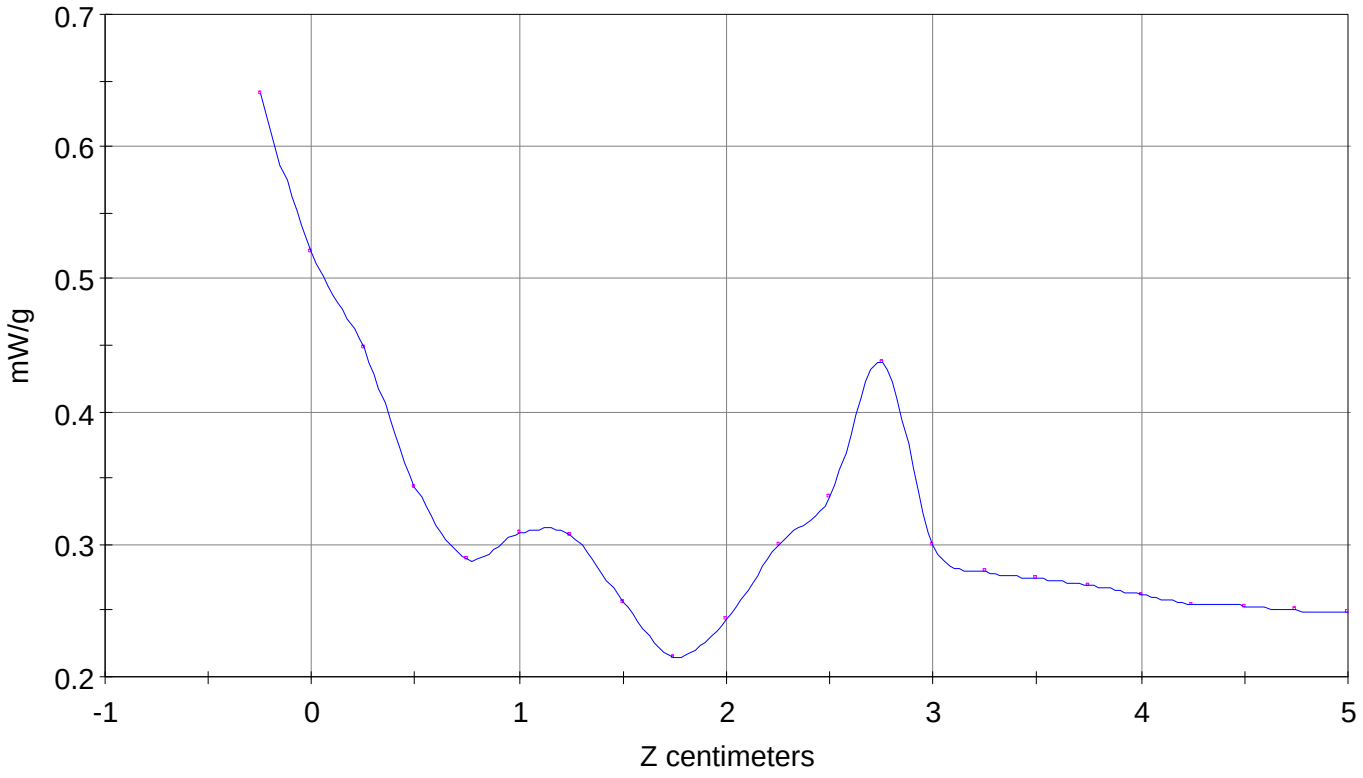

File : 00110611_ZOOM
Start : 6-Nov-100 12:46:31 pm End : 6-Nov-100 12:55:30 pm
SAMSUNG/SCH-T300/04;1908.75MHz;W;Helical/Out;
Body/Abdomen;ZOOM/SAR;PCTEST/E Field/0 DegreesMuscle/54.200/1.850

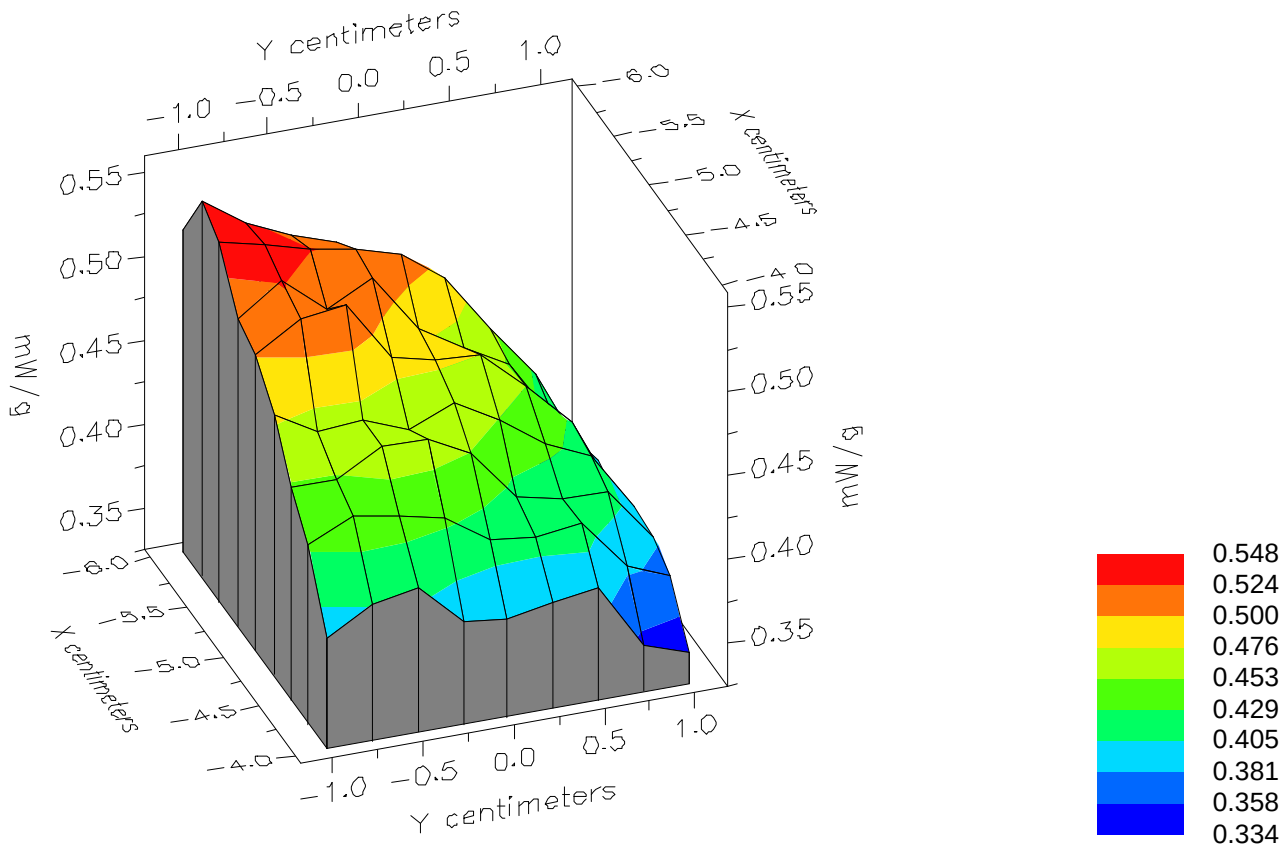
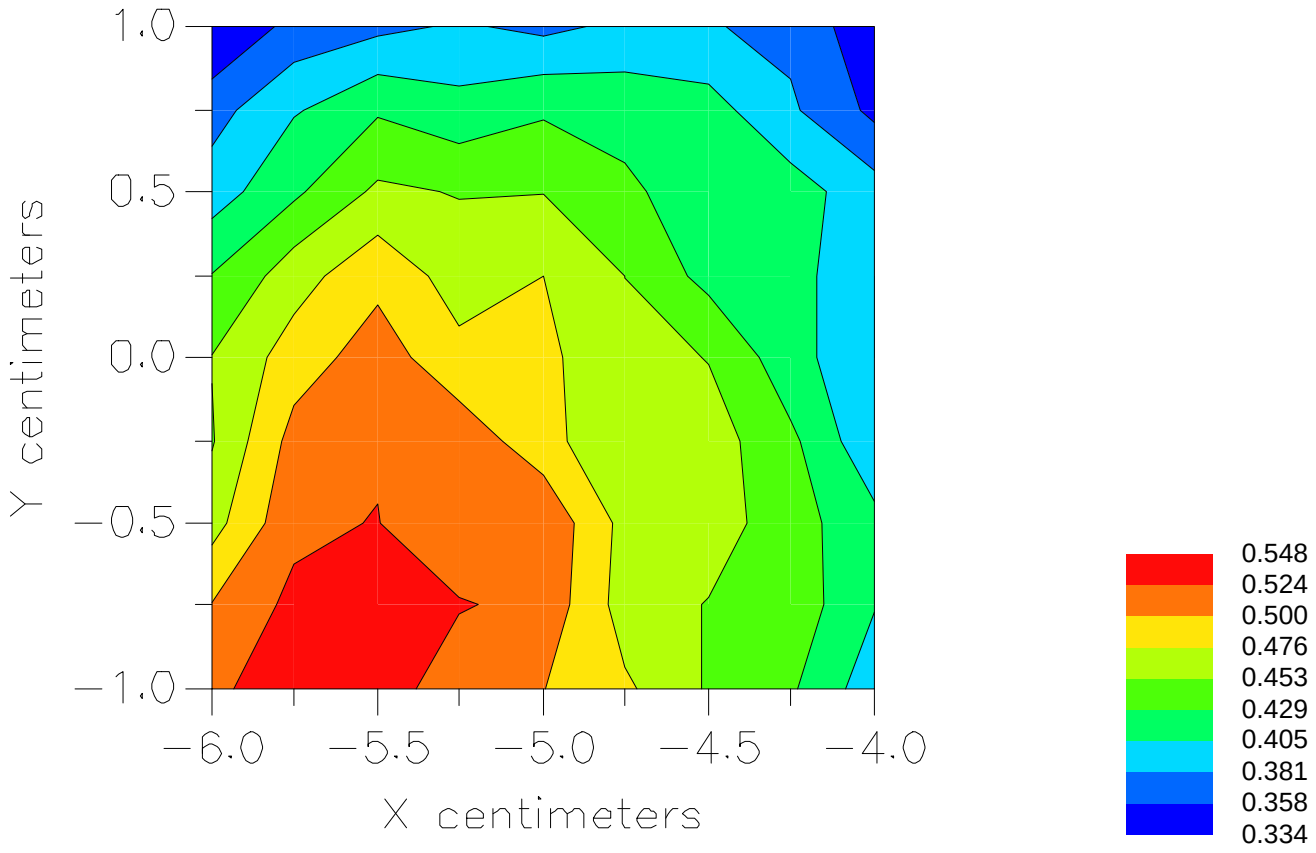
File : 00110611_ZOOM
Start : 6-Nov-100 12:46:31 pm End : 6-Nov-100 12:55:30 pm
SAMSUNG/SCH-T300/04;1908.75MHz;W;Helical/Out;
Body/Abdomen;ZOOM/SAR;PCTEST/E Field/0 DegreesMuscle/54.200/1.850