SAMSUNG FCC ID : A3LSCHU520 835MHz CDMA Head SAR
DUT: SCH-U520; Serial: FD-111-B
Program Name: SCH-U520 CDMA Right(Job No. : FD-111)
Procedure Name: Cheek/Touch, Ch.0384, Intenna, Bat. Standard
Procedure Notes: Meas. Ambient Temp(celsius)-22.3; Tissue Temp(celsius)-21.6;Test Date -29/Jun/2006[OET Bulletin 65-Supplement C, July 2001]
Communication System: CDMA; Frequency: 836.52 MHz;Duty Cycle: 1:1
Medium parameters used: f = 836.52 MHz; σ= 0.89 mho/m; ε_r = 40.3; ρ= 1000 kg/m^3
Phantom section: Right Section
DASY4 Configuration:

- Probe: ES3DV2 - SN3017; ConvF(6.14, 6.14, 6.14); Calibrated: 2005-09-20
- Sensor-Surface: 4mm (Mechanical Surface Detection)
- Electronics: DAE3 Sn468; Calibrated: 2006-01-27
- Phantom: PHANTOM #1; Type: SAM; Serial: TP-1143
- Measurement SW: DASY4, V4.7 Build 44; Postprocessing SW: SEMCAD, V1.8 Build 171

Cheek/Touch, Ch.0384, Intenna, Bat. Standard/Area Scan (51x71x1): Measurement grid: dx=20mm, dy=20mm
Maximum value of SAR (interpolated) = 0.887 mW/g

Cheek/Touch, Ch.0384, Intenna, Bat. Standard/Zoom Scan (5x5x7)/Cube 0:
Measurement grid: dx=8mm, dy=8mm, dz=5mm
Reference Value = 5.90 V/m; Power Drift = 0.094 dB
Peak SAR (extrapolated) = 1.20 W/kg
SAR(1 g) = 0.844 mW/g
Maximum value of SAR (measured) = 0.918 mW/g

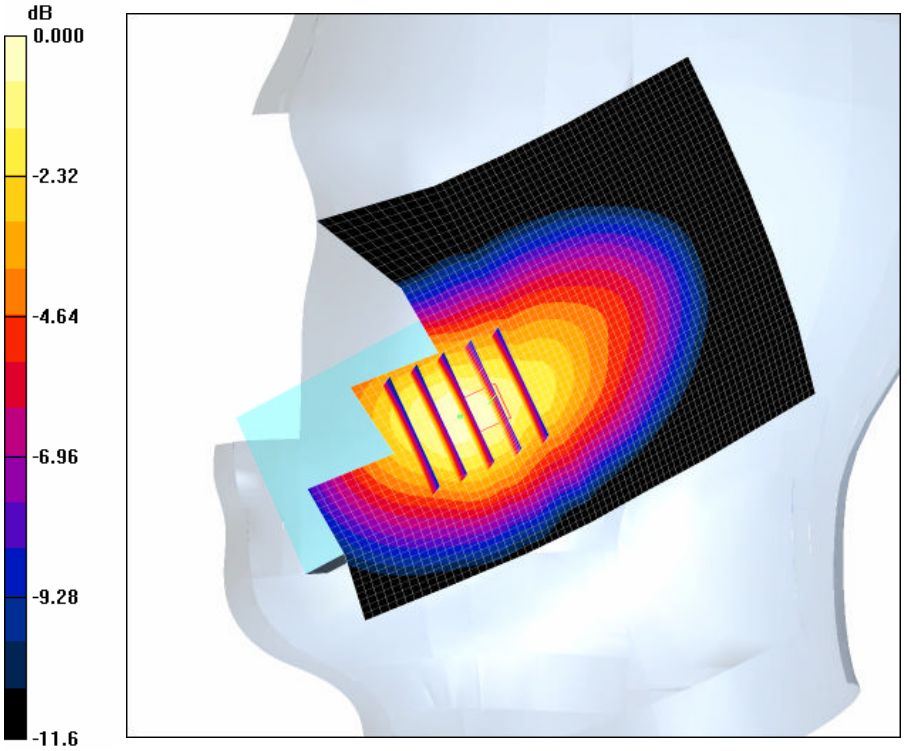

0 dB = 0.918mW/g

SAMSUNG FCC ID : A3LSCHU520 835MHz CDMA Head SAR
DUT: SCH-U520; Serial: FD-111-B
Program Name: SCH-U520 CDMA Right(Job No. : FD-111)
Procedure Name: Ear/Tilt, Ch.0384, Intenna, Bat. Standard
Procedure Notes: Meas. Ambient Temp(celsius)-22.3; Tissue Temp(celsius)-21.6;Test Date -29/Jun/2006[OET Bulletin 65-Supplement C, July 2001]
Communication System: CDMA; Frequency: 836.52 MHz;Duty Cycle: 1:1
Medium parameters used: f = 836.52 MHz; σ= 0.89 mho/m; ε_r = 40.3; ρ= 1000 kg/m^3
Phantom section: Right Section
DASY4 Configuration:

- Probe: ES3DV2 - SN3017; ConvF(6.14, 6.14, 6.14); Calibrated: 2005-09-20
- Sensor-Surface: 4mm (Mechanical Surface Detection)
- Electronics: DAE3 Sn468; Calibrated: 2006-01-27
- Phantom: PHANTOM #1; Type: SAM; Serial: TP-1143
- Measurement SW: DASY4, V4.7 Build 44; Postprocessing SW: SEMCAD, V1.8 Build 171

Ear/Tilt, Ch.0384, Intenna, Bat. Standard/Area Scan (51x71x1): Measurement grid: dx=20mm, dy=20mm
Maximum value of SAR (interpolated) = 0.242 mW/g

Ear/Tilt, Ch.0384, Intenna, Bat. Standard/Zoom Scan (5x5x7)/Cube 0: Measurement grid: dx=8mm, dy=8mm, dz=5mm
Reference Value = 7.73 V/m; Power Drift = 0.155 dB
Peak SAR (extrapolated) = 0.292 W/kg
SAR(1 g) = 0.229 mW/g
Maximum value of SAR (measured) = 0.241 mW/g

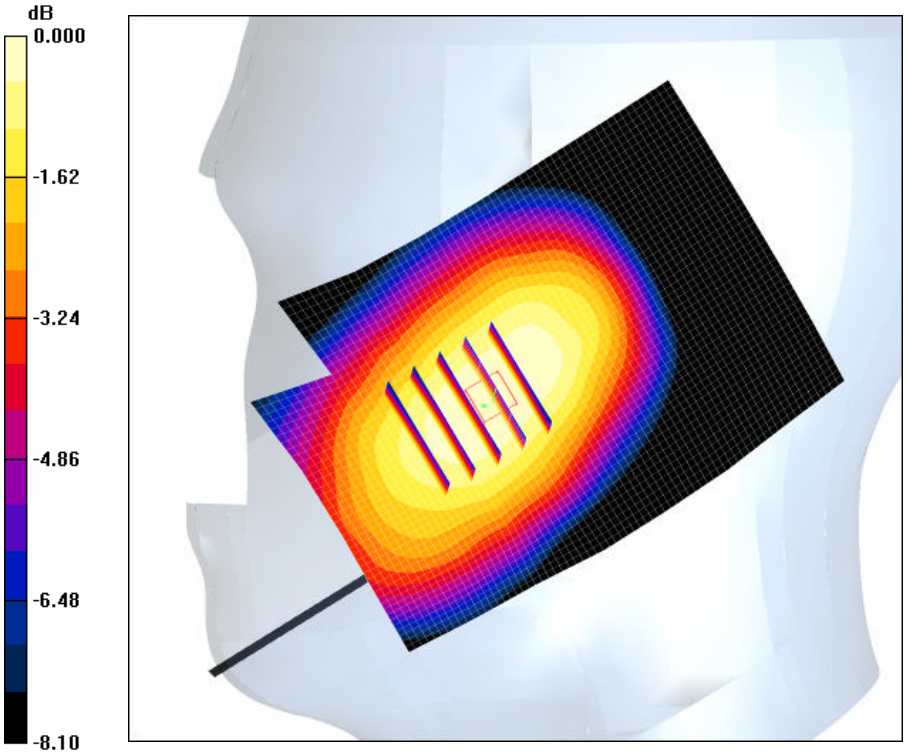

0 dB = 0.241mW/g

SAMSUNG FCC ID : A3LSCHU520 835MHz CDMA Head SAR
DUT: SCH-U520; Serial: FD-111-B
Program Name: SCH-U520 CDMA Left (Job No. : FD-111)
Procedure Name: Cheek/Touch, Ch.0384, Intenna, Bat. Standard
Procedure Notes: Meas. Ambient Temp(celsius)-22.3; Tissue Temp(celsius)-21.6;Test Date -29/Jun/2006[OET Bulletin 65-Supplement C, July 2001]
Communication System: CDMA; Frequency: 836.52 MHz;Duty Cycle: 1:1
Medium parameters used: f = 836.52 MHz; σ= 0.89 mho/m; ε_r = 40.3; ρ= 1000 kg/m^3
Phantom section: Left Section
DASY4 Configuration:

- Probe: ES3DV2 - SN3017; ConvF(6.14, 6.14, 6.14); Calibrated: 2005-09-20
- Sensor-Surface: 4mm (Mechanical Surface Detection)
- Electronics: DAE3 Sn468; Calibrated: 2006-01-27
- Phantom: PHANTOM #1; Type: SAM; Serial: TP-1143
- Measurement SW: DASY4, V4.7 Build 44; Postprocessing SW: SEMCAD, V1.8 Build 171

Cheek/Touch, Ch.0384, Intenna, Bat. Standard/Zoom Scan (5x5x7)/Cube 0:
Measurement grid: dx=8mm, dy=8mm, dz=5mm
Reference Value = 26.9 V/m; Power Drift = -0.033 dB
Peak SAR (extrapolated) = 1.21 W/kg
SAR(1 g) = 0.852 mW/g
Maximum value of SAR (measured) = 0.897 mW/g

Cheek/Touch, Ch.0384, Intenna, Bat. Standard/Area Scan (51x71x1): Measurement grid: dx=20mm, dy=20mm
Maximum value of SAR (interpolated) = 0.880 mW/g

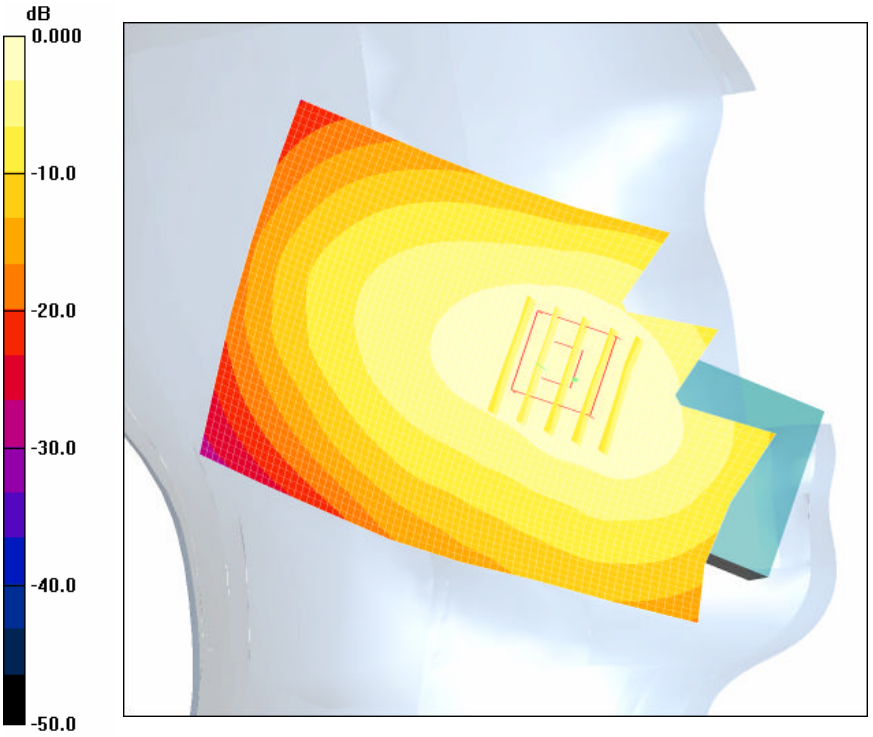

0 dB = 0.880mW/g

SAMSUNG FCC ID : A3LSCHU520 835MHz CDMA Head SAR
DUT: SCH-U520; Serial: FD-111-B
Program Name: SCH-U520 CDMA Left (Job No. : FD-111)
Procedure Name: Ear/Tilt, Ch.0384, Intenna, Bat. Standard
Procedure Notes: Meas. Ambient Temp(celsius)-22.3; Tissue Temp(celsius)-21.6;Test Date -29/Jun/2006[OET Bulletin 65-Supplement C, July 2001]
Communication System: CDMA; Frequency: 836.52 MHz;Duty Cycle: 1:1
Medium parameters used: f = 836.52 MHz; σ= 0.89 mho/m; ε_r = 40.3; ρ= 1000 kg/m^3
Phantom section: Left Section
DASY4 Configuration:

- Probe: ES3DV2 - SN3017; ConvF(6.14, 6.14, 6.14); Calibrated: 2005-09-20
- Sensor-Surface: 4mm (Mechanical Surface Detection)
- Electronics: DAE3 Sn468; Calibrated: 2006-01-27
- Phantom: PHANTOM #1; Type: SAM; Serial: TP-1143
- Measurement SW: DASY4, V4.7 Build 44; Postprocessing SW: SEMCAD, V1.8 Build 171

Ear/Tilt, Ch.0384, Intenna, Bat. Standard/Area Scan (51x71x1): Measurement grid: dx=20mm, dy=20mm
Maximum value of SAR (interpolated) = 0.285 mW/g

Ear/Tilt, Ch.0384, Intenna, Bat. Standard/Zoom Scan (5x5x7)/Cube 0: Measurement grid: dx=8mm, dy=8mm, dz=5mm
Reference Value = 11.4 V/m; Power Drift = -0.195 dB
Peak SAR (extrapolated) = 0.334 W/kg
SAR(1 g) = 0.260 mW/g
Maximum value of SAR (measured) = 0.271 mW/g



0 dB = 0.271mW/g

SAMSUNG FCC ID : A3LSCHU520 835MHz CDMA Body SAR
DUT: SCH-U520(Body); Serial: FD-111-B
Program Name: SCH-U520CDMA Body (Job No. : FD-111)
Procedure Name: Body, Ch. 0384, Ant. Intenna, Bat. Standard
Procedure Notes: Meas. Ambient Temp(celsius)-22.3; Tissue Temp(celsius)-22.0;Test Date -29/June/2006[OET Bulletin 65-Supplement C, July 2001]
Communication System: CDMA; Frequency: 836.52 MHz;Duty Cycle: 1:1
Medium parameters used: f = 836.52 MHz; σ= 0.99 mho/m; ε_r = 54.4; ρ= 1000 kg/m^3
Phantom section: Flat Section
DASY4 Configuration:

- Probe: ES3DV2 - SN3017; ConvF(6.18, 6.18, 6.18); Calibrated: 2005-09-20
- Sensor-Surface: 4mm (Mechanical Surface Detection)
- Electronics: DAE3 Sn468; Calibrated: 2006-01-27
- Phantom: PHANTOM #2; Type: SAM; Serial: TP-1141
- Measurement SW: DASY4, V4.7 Build 44; Postprocessing SW: SEMCAD, V1.8 Build 171

Body, Ch. 0384, Ant. Intenna, Bat. Standard/Zoom Scan (5x5x7)/Cube 0: Measurement grid: dx=8mm, dy=8mm, dz=5mm
Reference Value = 31.1 V/m; Power Drift = -0.038 dB
Peak SAR (extrapolated) = 1.23 W/kg
SAR(1 g) = 0.892 mW/g
Maximum value of SAR (measured) = 0.943 mW/g

Body, Ch. 0384, Ant. Intenna, Bat. Standard/Area Scan (51x71x1): Measurement grid: dx=20mm, dy=20mm
Maximum value of SAR (interpolated) = 1.05 mW/g

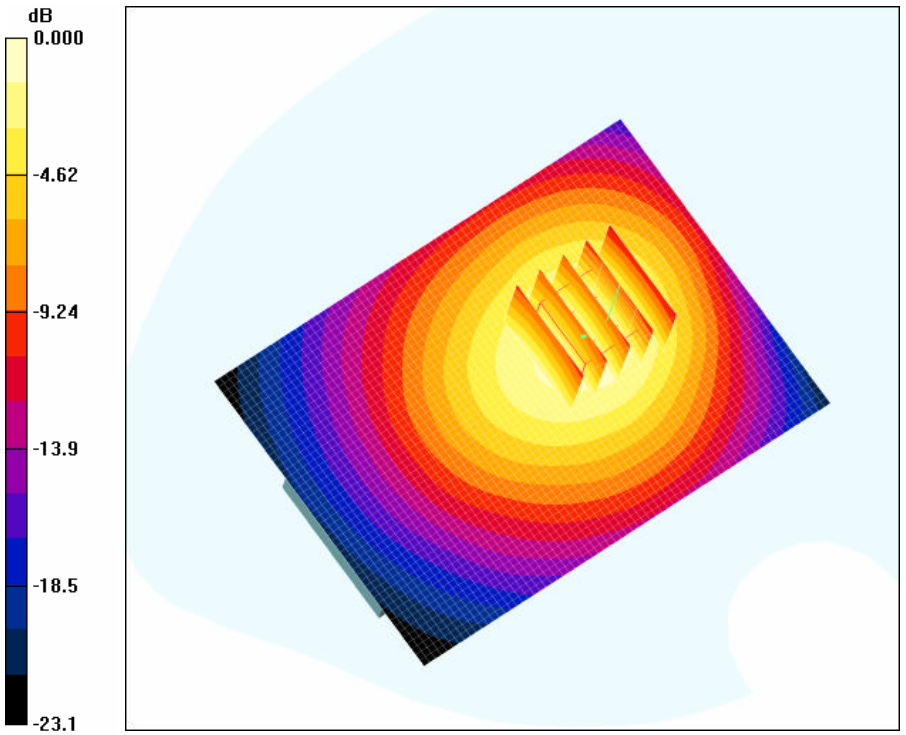

0 dB = 1.05mW/g

SAMSUNG FCC ID : A3LSCHU520 835MHz CDMA Head SAR
DUT: SCH-U520; Serial: FD-111-B
Program Name: SCH-U520 CDMA Right(Job No. : FD-111)
Procedure Name: Cheek/Touch, Ch.0384, Intenna, Bat. Standard
Procedure Notes: Meas. Ambient Temp(celsius)-22.3; Tissue Temp(celsius)-21.6;Test Date -29/Jun/2006[OET Bulletin 65-Supplement C, July 2001]
Communication System: CDMA; Frequency: 836.52 MHz;Duty Cycle: 1:1
Medium parameters used: f = 836.52 MHz; σ= 0.89 mho/m; ε_r = 40.3; ρ= 1000 kg/m^3
Phantom section: Right Section
DASY4 Configuration:

- Probe: ES3DV2 - SN3017; ConvF(6.14, 6.14, 6.14); Calibrated: 2005-09-20
- Sensor-Surface: 4mm (Mechanical Surface Detection)
- Electronics: DAE3 Sn468; Calibrated: 2006-01-27
- Phantom: PHANTOM #1; Type: SAM; Serial: TP-1143
- Measurement SW: DASY4, V4.7 Build 44; Postprocessing SW: SEMCAD, V1.8 Build 171

Cheek/Touch, Ch.0384, Intenna, Bat. Standard/Area Scan (51x71x1): Measurement grid: dx=20mm, dy=20mm
Maximum value of SAR (interpolated) = 0.887 mW/g

Cheek/Touch, Ch.0384, Intenna, Bat. Standard/Zoom Scan (5x5x7)/Cube 0:
Measurement grid: dx=8mm, dy=8mm, dz=5mm
Reference Value = 5.90 V/m; Power Drift = 0.094 dB
Peak SAR (extrapolated) = 1.20 W/kg
SAR(1 g) = 0.844 mW/g
Maximum value of SAR (measured) = 0.918 mW/g

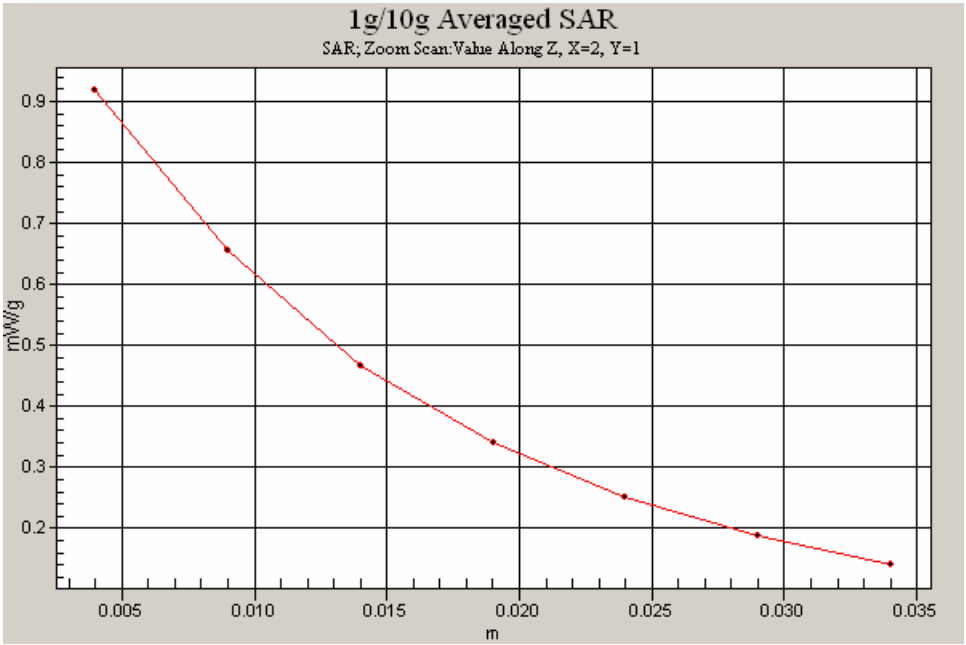

SAMSUNG FCC ID : A3LSCHU520 835MHz CDMA Body SAR
DUT: SCH-U520(Body); Serial: FD-111-B
Program Name: SCH-U520CDMA Body (Job No. : FD-111)
Procedure Name: Body, Ch. 0384, Ant. Intenna, Bat. Standard
Procedure Notes: Meas. Ambient Temp(celsius)-22.3; Tissue Temp(celsius)-22.0;Test Date -29/June/2006[OET Bulletin 65-Supplement C, July 2001]
Communication System: CDMA; Frequency: 836.52 MHz;Duty Cycle: 1:1
Medium parameters used: f = 836.52 MHz; σ= 0.99 mho/m; ε_r = 54.4; ρ= 1000 kg/m^3
Phantom section: Flat Section
DASY4 Configuration:

- Probe: ES3DV2 - SN3017; ConvF(6.18, 6.18, 6.18); Calibrated: 2005-09-20
- Sensor-Surface: 4mm (Mechanical Surface Detection)
- Electronics: DAE3 Sn468; Calibrated: 2006-01-27
- Phantom: PHANTOM #2; Type: SAM; Serial: TP-1141
- Measurement SW: DASY4, V4.7 Build 44; Postprocessing SW: SEMCAD, V1.8 Build 171

Body, Ch. 0384, Ant. Intenna, Bat. Standard/Area Scan (51x71x1): Measurement grid: dx=20mm, dy=20mm
Maximum value of SAR (interpolated) = 1.05 mW/g

Body, Ch. 0384, Ant. Intenna, Bat. Standard/Zoom Scan (5x5x7)/Cube 0: Measurement grid: dx=8mm, dy=8mm, dz=5mm
Reference Value = 31.1 V/m; Power Drift = -0.038 dB
Peak SAR (extrapolated) = 1.23 W/kg
SAR(1 g) = 0.892 mW/g
Maximum value of SAR (measured) = 0.943 mW/g

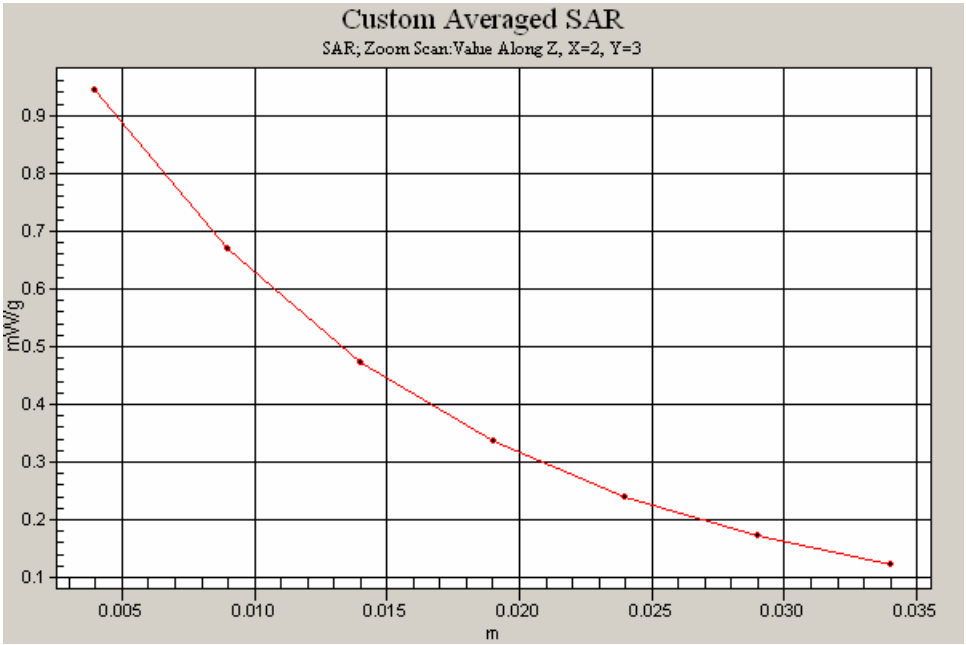

SAMSUNG FCC ID : A3LSPHU520 1900MHz PCS Head SAR
DUT: SCH-U520; Serial: FD-111-B
Program Name: SCH-U520 PCS Right (Job No. : FD-111)
Procedure Name: Cheek/Touch, Ch.0600, Intenna, Bat. Standard
Procedure Notes: Meas. Ambient Temp(celsius)-21.9; Tissue Temp(celsius)-21.7;Test Date -29/Jun/2006[OET Bulletin 65-Supplement C, July 2001]
Communication System: PCS; Frequency: 1880 MHz;Duty Cycle: 1:1
Medium parameters used: f = 1880 MHz; σ= 1.4 mho/m; ε_r = 38.8; ρ= 1000 kg/m^3
Phantom section: Right Section
DASY4 Configuration:

- Probe: ES3DV2 - SN3017; ConvF(5.02, 5.02, 5.02); Calibrated: 2005-09-20
- Sensor-Surface: 4mm (Mechanical Surface Detection)
- Electronics: DAE3 Sn468; Calibrated: 2006-01-27
- Phantom: PHANTOM #2; Type: SAM; Serial: TP-1141
- Measurement SW: DASY4, V4.7 Build 44; Postprocessing SW: SEMCAD, V1.8 Build 171

Cheek/Touch, Ch.0600, Intenna, Bat. Standard/Area Scan (51x71x1): Measurement grid: dx=20mm, dy=20mm
Maximum value of SAR (interpolated) = 1.29 mW/g

Cheek/Touch, Ch.0600, Intenna, Bat. Standard/Zoom Scan (5x5x7)/Cube 0:
Measurement grid: dx=8mm, dy=8mm, dz=5mm
Reference Value = 5.73 V/m; Power Drift = -0.102 dB
Peak SAR (extrapolated) = 1.99 W/kg
SAR(1 g) = 1.17 mW/g
Maximum value of SAR (measured) = 1.30 mW/g

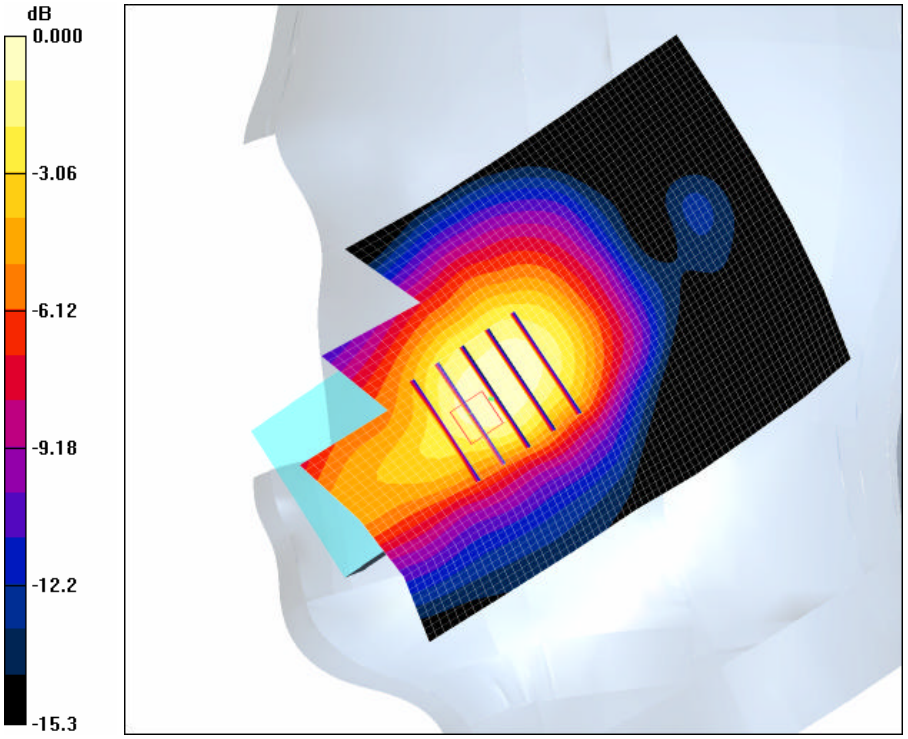

0 dB = 1.30mW/g

SAMSUNG FCC ID : A3LSPHU520 1900MHz PCS Head SAR
DUT: SCH-U520; Serial: FD-111-B
Program Name: SCH-U520 PCS Right (Job No. : FD-111)
Procedure Name: Ear/Tilt, Ch.0600, Intenna, Bat. Standard
Procedure Notes: Meas. Ambient Temp(celsius)-21.9; Tissue Temp(celsius)-21.7;Test Date -29/Jun/2006[OET Bulletin 65-Supplement C, July 2001]
Communication System: PCS; Frequency: 1880 MHz;Duty Cycle: 1:1
Medium parameters used: f = 1880 MHz; σ= 1.4 mho/m; ε_r = 38.8; ρ= 1000 kg/m^3
Phantom section: Right Section
DASY4 Configuration:

- Probe: ES3DV2 - SN3017; ConvF(5.02, 5.02, 5.02); Calibrated: 2005-09-20
- Sensor-Surface: 4mm (Mechanical Surface Detection)
- Electronics: DAE3 Sn468; Calibrated: 2006-01-27
- Phantom: PHANTOM #2; Type: SAM; Serial: TP-1141
- Measurement SW: DASY4, V4.7 Build 44; Postprocessing SW: SEMCAD, V1.8 Build 171

Ear/Tilt, Ch.0600, Intenna, Bat. Standard/Area Scan (51x71x1): Measurement grid: dx=20mm, dy=20mm
Maximum value of SAR (interpolated) = 0.175 mW/g

Ear/Tilt, Ch.0600, Intenna, Bat. Standard/Zoom Scan (5x5x7)/Cube 0: Measurement grid: dx=8mm, dy=8mm, dz=5mm
Reference Value = 8.69 V/m; Power Drift = -0.006 dB
Peak SAR (extrapolated) = 0.195 W/kg
SAR(1 g) = 0.137 mW/g
Maximum value of SAR (measured) = 0.147 mW/g

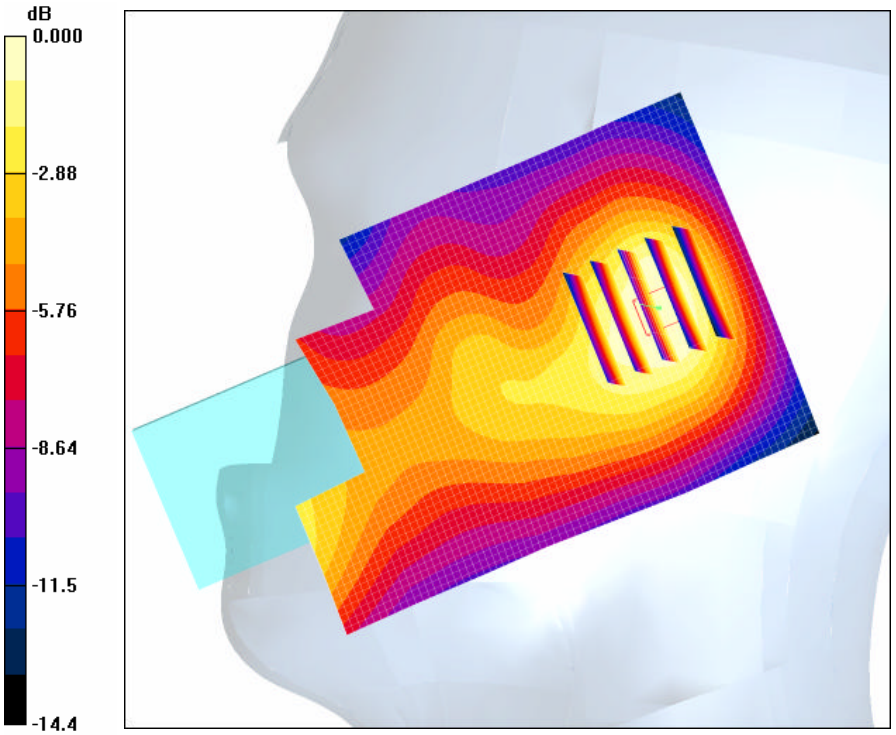

0 dB = 0.147mW/g

SAMSUNG FCC ID : A3LSPHU520 1900MHz PCS Head SAR
DUT: SCH-U520; Serial: FD-111-B
Program Name: SCH-U520 PCS Left (Job No. : FD-111)
Procedure Name: Cheek/Touch, Ch.0600, Intenna, Bat. Standard
Procedure Notes: Meas. Ambient Temp(celsius)-21.9; Tissue Temp(celsius)-21.7;Test Date -29/Jun/2006[OET Bulletin 65-Supplement C, July 2001]
Communication System: PCS; Frequency: 1880 MHz;Duty Cycle: 1:1
Medium parameters used: f = 1880 MHz; σ= 1.4 mho/m; ε_r = 38.8; ρ= 1000 kg/m^3
Phantom section: Left Section
DASY4 Configuration:

- Probe: ES3DV2 - SN3017; ConvF(5.02, 5.02, 5.02); Calibrated: 2005-09-20
- Sensor-Surface: 4mm (Mechanical Surface Detection)
- Electronics: DAE3 Sn468; Calibrated: 2006-01-27
- Phantom: PHANTOM #2; Type: SAM; Serial: TP-1141
- Measurement SW: DASY4, V4.7 Build 44; Postprocessing SW: SEMCAD, V1.8 Build 171

Cheek/Touch, Ch.0600, Intenna, Bat. Standard/Area Scan (51x71x1): Measurement grid: dx=20mm, dy=20mm
Maximum value of SAR (interpolated) = 0.687 mW/g

Cheek/Touch, Ch.0600, Intenna, Bat. Standard/Zoom Scan (5x5x7)/Cube 0:
Measurement grid: dx=8mm, dy=8mm, dz=5mm
Reference Value = 6.32 V/m; Power Drift = 0.079 dB
Peak SAR (extrapolated) = 1.33 W/kg
SAR(1 g) = 0.761 mW/g
Maximum value of SAR (measured) = 0.786 mW/g

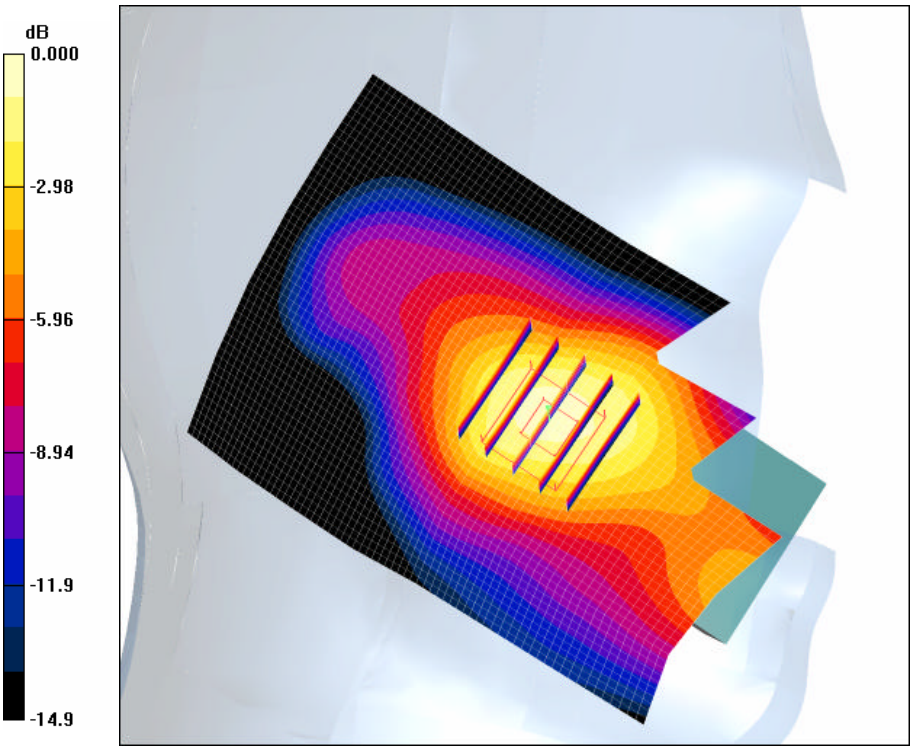

0 dB = 0.786mW/g

SAMSUNG FCC ID : A3LSPHU520 1900MHz PCS Head SAR
DUT: SCH-U520; Serial: FD-111-B
Program Name: SCH-U520 PCS Left (Job No. : FD-111)
Procedure Name: Ear/Tilt, Ch.0600, Intenna, Bat. Standard
Procedure Notes: Meas. Ambient Temp(celsius)-21.9; Tissue Temp(celsius)-21.7;Test Date -29/Jun/2006[OET Bulletin 65-Supplement C, July 2001]
Communication System: PCS; Frequency: 1880 MHz;Duty Cycle: 1:1
Medium parameters used: f = 1880 MHz; σ= 1.4 mho/m; ε_r = 38.8; ρ= 1000 kg/m^3
Phantom section: Left Section
DASY4 Configuration:

- Probe: ES3DV2 - SN3017; ConvF(5.02, 5.02, 5.02); Calibrated: 2005-09-20
- Sensor-Surface: 4mm (Mechanical Surface Detection)
- Electronics: DAE3 Sn468; Calibrated: 2006-01-27
- Phantom: PHANTOM #2; Type: SAM; Serial: TP-1141
- Measurement SW: DASY4, V4.7 Build 44; Postprocessing SW: SEMCAD, V1.8 Build 171

Ear/Tilt, Ch.0600, Intenna, Bat. Standard/Area Scan (51x71x1): Measurement grid: dx=20mm, dy=20mm
Maximum value of SAR (interpolated) = 0.149 mW/g

Ear/Tilt, Ch.0600, Intenna, Bat. Standard/Zoom Scan (5x5x7)/Cube 0: Measurement grid: dx=8mm, dy=8mm, dz=5mm
Reference Value = 7.71 V/m; Power Drift = 0.012 dB
Peak SAR (extrapolated) = 0.187 W/kg
SAR(1 g) = 0.132 mW/g
Maximum value of SAR (measured) = 0.139 mW/g

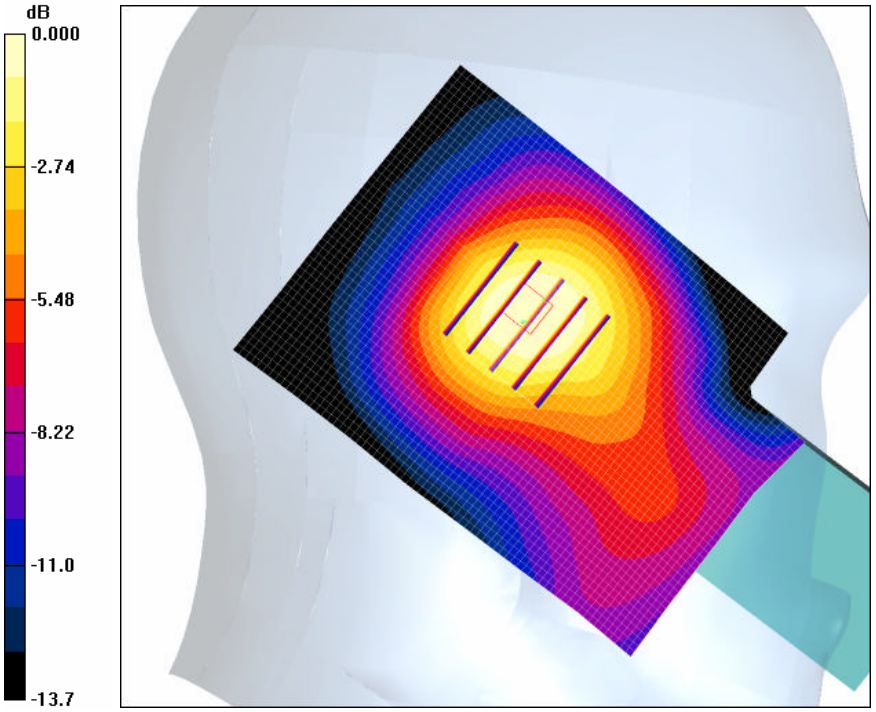

0 dB = 0.139mW/g

SAMSUNG FCC ID : A3LSPHU520 1900MHz PCS Head SAR
DUT: SCH-U520; Serial: FD-111-B
Program Name: SCH-U520 PCS Right (Job No. : FD-111)
Procedure Name: Cheek/Touch, Ch.0600, Intenna, Bat. Standard With BT ON
Procedure Notes: Meas. Ambient Temp(celsius)-21.9; Tissue Temp(celsius)-21.7;Test Date -29/Jun/2006[OET Bulletin 65-Supplement C, July 2001]
Communication System: PCS; Frequency: 1880 MHz;Duty Cycle: 1:1
Medium parameters used: f = 1880 MHz; σ= 1.4 mho/m; ε_r = 38.8; ρ= 1000 kg/m^3
Phantom section: Right Section
DASY4 Configuration:

- Probe: ES3DV2 - SN3017; ConvF(5.02, 5.02, 5.02); Calibrated: 2005-09-20
- Sensor-Surface: 4mm (Mechanical Surface Detection)
- Electronics: DAE3 Sn468; Calibrated: 2006-01-27
- Phantom: PHANTOM #2; Type: SAM; Serial: TP-1141
- Measurement SW: DASY4, V4.7 Build 44; Postprocessing SW: SEMCAD, V1.8 Build 171

Cheek/Touch, Ch.0600, Intenna, Bat. Standard With BT ON/Area Scan (51x71x1):
Measurement grid: dx=20mm, dy=20mm
Maximum value of SAR (interpolated) = 0.970 mW/g

Cheek/Touch, Ch.0600, Intenna, Bat. Standard With BT ON/Zoom Scan (5x5x7)/Cube 0:
Measurement grid: dx=8mm, dy=8mm, dz=5mm
Reference Value = 5.85 V/m; Power Drift = 0.163 dB
Peak SAR (extrapolated) = 1.78 W/kg
SAR(1 g) = 0.946 mW/g
Maximum value of SAR (measured) = 1.04 mW/g

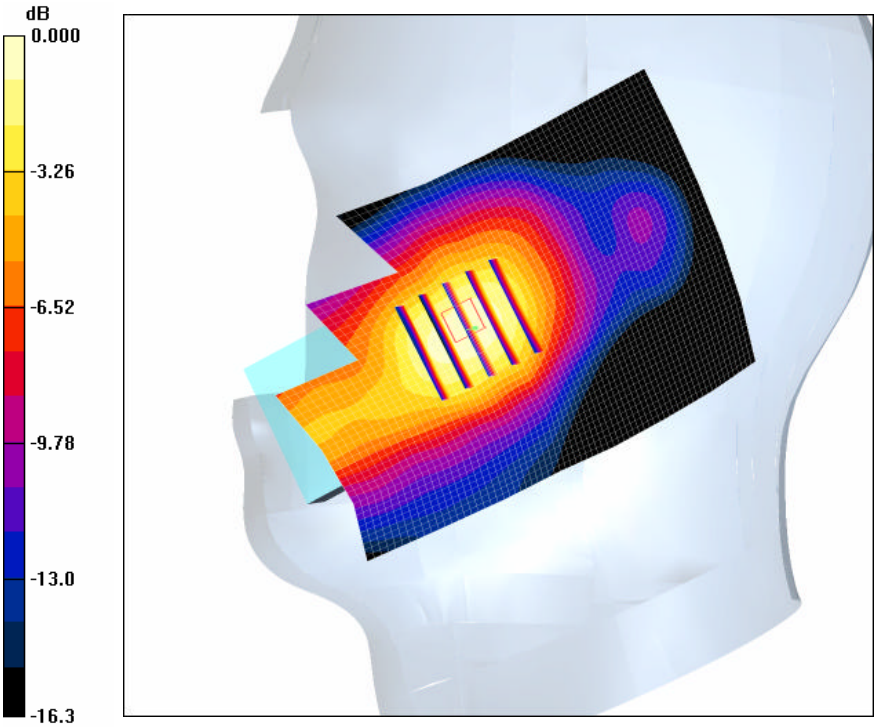

0 dB = 1.04mW/g

SAMSUNG FCC ID : A3LSPHU520 1900MHz PCS Body SAR
DUT: SCH-U520; Serial: FD-111-B
Program Name: SCH-U420 PCS Body (Job No. : FD-072)
Procedure Name: Body, Ch. 0600, Ant. Intenna, Bat. Standard
Procedure Notes: Meas. Ambient Temp(celsius)-21.6, Tissue Temp(celsius)-21.5; Test Date -29/Jun/2006 [OET Bulletin 65-Supplement C, July 2001]
Communication System: PCS; Frequency: 1880 MHz;Duty Cycle: 1:1
Medium parameters used: f = 1880 MHz; σ= 1.5 mho/m; ε_r = 51.4; ρ= 1000 kg/m^3
Phantom section: Flat Section
DASY4 Configuration:

- Probe: ES3DV2 - SN3017; ConvF(4.47, 4.47, 4.47); Calibrated: 2005-09-20
- Sensor-Surface: 4mm (Mechanical Surface Detection)
- Electronics: DAE3 Sn468; Calibrated: 2006-01-27
- Phantom: PHANTOM #1; Type: SAM; Serial: TP-1143
- Measurement SW: DASY4, V4.7 Build 44; Postprocessing SW: SEMCAD, V1.8 Build 171

Body, Ch. 0600, Ant. Intenna, Bat. Standard/Zoom Scan (5x5x7)/Cube 0: Measurement grid: dx=8mm, dy=8mm, dz=5mm
Reference Value = 18.9 V/m; Power Drift = -0.055 dB
Peak SAR (extrapolated) = 0.731 W/kg
SAR(1 g) = 0.472 mW/g
Maximum value of SAR (measured) = 0.518 mW/g

Body, Ch. 0600, Ant. Intenna, Bat. Standard/Area Scan (51x71x1): Measurement grid: dx=20mm, dy=20mm
Maximum value of SAR (interpolated) = 0.543 mW/g

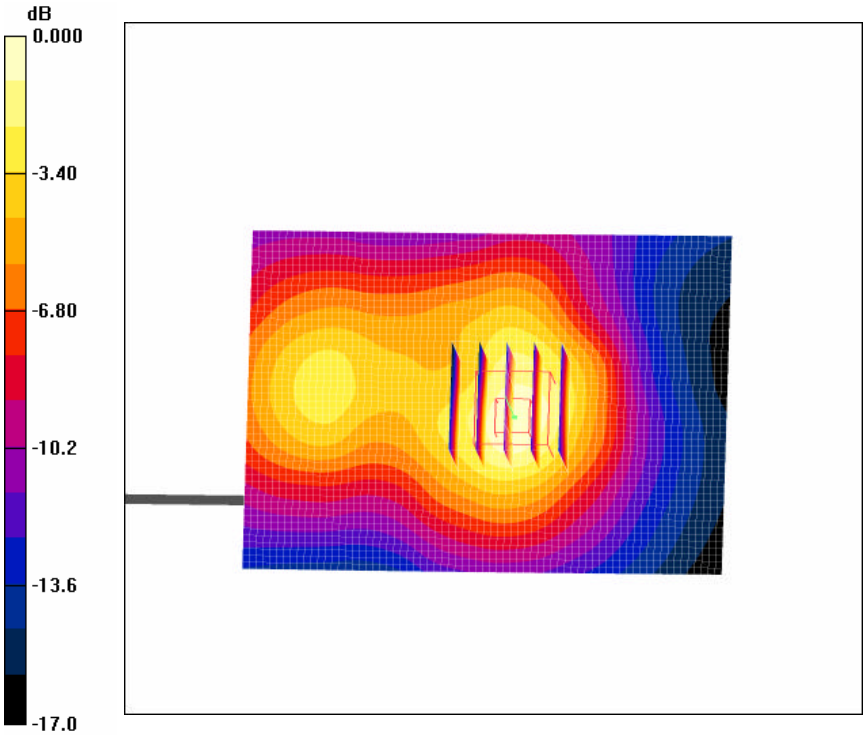

0 dB = 0.543mW/g

SAMSUNG FCC ID : A3LSPHU520 1900MHz PCS Body SAR
DUT: SCH-U520; Serial: FD-111-B
Program Name: SCH-U420 PCS Body (Job No. : FD-072)
Procedure Name: Body, Ch. 0600, Ant. Intenna, Bat. Standard With BT ON
Procedure Notes: Meas. Ambient Temp(celsius)-21.6, Tissue Temp(celsius)-21.5; Test Date -29/Jun/2006 [OET Bulletin 65-Supplement C, July 2001]
Communication System: PCS; Frequency: 1880 MHz;Duty Cycle: 1:1
Medium parameters used: f = 1880 MHz; σ= 1.5 mho/m; ε_r = 51.4; ρ= 1000 kg/m^3
Phantom section: Flat Section
DASY4 Configuration:

- Probe: ES3DV2 - SN3017; ConvF(4.47, 4.47, 4.47); Calibrated: 2005-09-20
- Sensor-Surface: 4mm (Mechanical Surface Detection)
- Electronics: DAE3 Sn468; Calibrated: 2006-01-27
- Phantom: PHANTOM #1; Type: SAM; Serial: TP-1143
- Measurement SW: DASY4, V4.7 Build 44; Postprocessing SW: SEMCAD, V1.8 Build 171

Body, Ch. 0600, Ant. Intenna, Bat. Standard With BT ON/Area Scan (51x71x1):
Measurement grid: dx=20mm, dy=20mm
Maximum value of SAR (interpolated) = 0.531 mW/g

Body, Ch. 0600, Ant. Intenna, Bat. Standard With BT ON/Zoom Scan (5x5x7)/Cube 0:
Measurement grid: dx=8mm, dy=8mm, dz=5mm
Reference Value = 17.6 V/m; Power Drift = -0.032 dB
Peak SAR (extrapolated) = 0.740 W/kg
SAR(1 g) = 0.481 mW/g
Maximum value of SAR (measured) = 0.530 mW/g

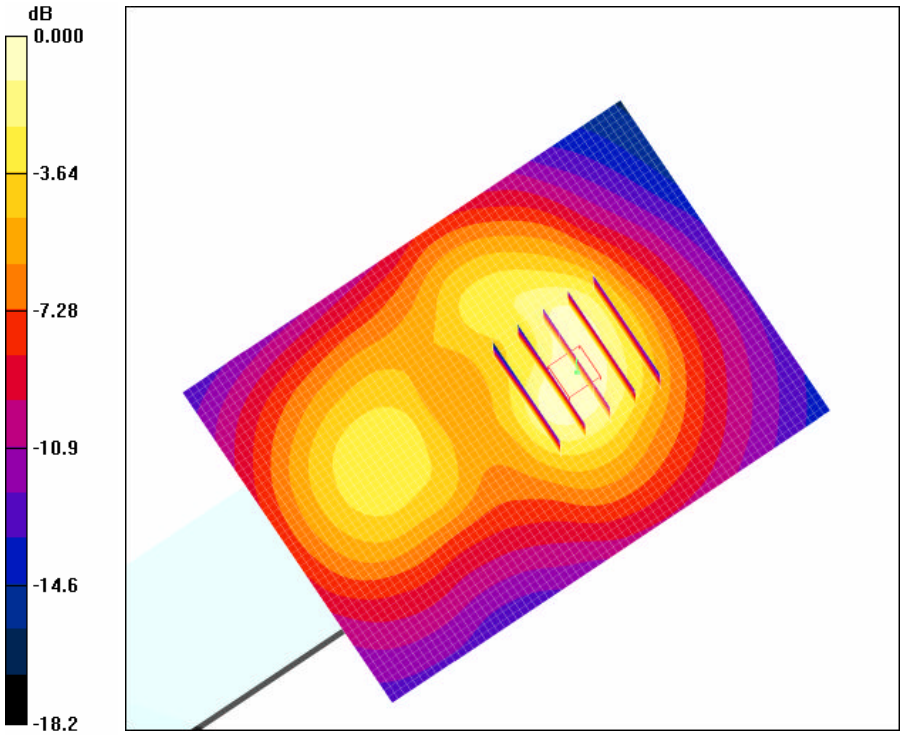

0 dB = 0.530mW/g

SAMSUNG FCC ID : A3LSPHU520 1900MHz PCS Head SAR
DUT: SCH-U520; Serial: FD-111-B
Program Name: SCH-U520 PCS Right (Job No. : FD-111)
Procedure Name: Cheek/Touch, Ch.0600, Intenna, Bat. Standard
Procedure Notes: Meas. Ambient Temp(celsius)-21.9; Tissue Temp(celsius)-21.7;Test Date -29/Jun/2006[OET Bulletin 65-Supplement C, July 2001]
Communication System: PCS; Frequency: 1880 MHz;Duty Cycle: 1:1
Medium parameters used: f = 1880 MHz; σ= 1.4 mho/m; ε_r = 38.8; ρ= 1000 kg/m^3
Phantom section: Right Section
DASY4 Configuration:

- Probe: ES3DV2 - SN3017; ConvF(5.02, 5.02, 5.02); Calibrated: 2005-09-20
- Sensor-Surface: 4mm (Mechanical Surface Detection)
- Electronics: DAE3 Sn468; Calibrated: 2006-01-27
- Phantom: PHANTOM #2; Type: SAM; Serial: TP-1141
- Measurement SW: DASY4, V4.7 Build 44; Postprocessing SW: SEMCAD, V1.8 Build 171

Cheek/Touch, Ch.0600, Intenna, Bat. Standard/Zoom Scan (5x5x7)/Cube 0:
Measurement grid: dx=8mm, dy=8mm, dz=5mm
Reference Value = 5.73 V/m; Power Drift = -0.102 dB
Peak SAR (extrapolated) = 1.99 W/kg
SAR(1 g) = 1.17 mW/g
Maximum value of SAR (measured) = 1.30 mW/g

Cheek/Touch, Ch.0600, Intenna, Bat. Standard/Area Scan (51x71x1): Measurement grid: dx=20mm, dy=20mm
Maximum value of SAR (interpolated) = 1.29 mW/g

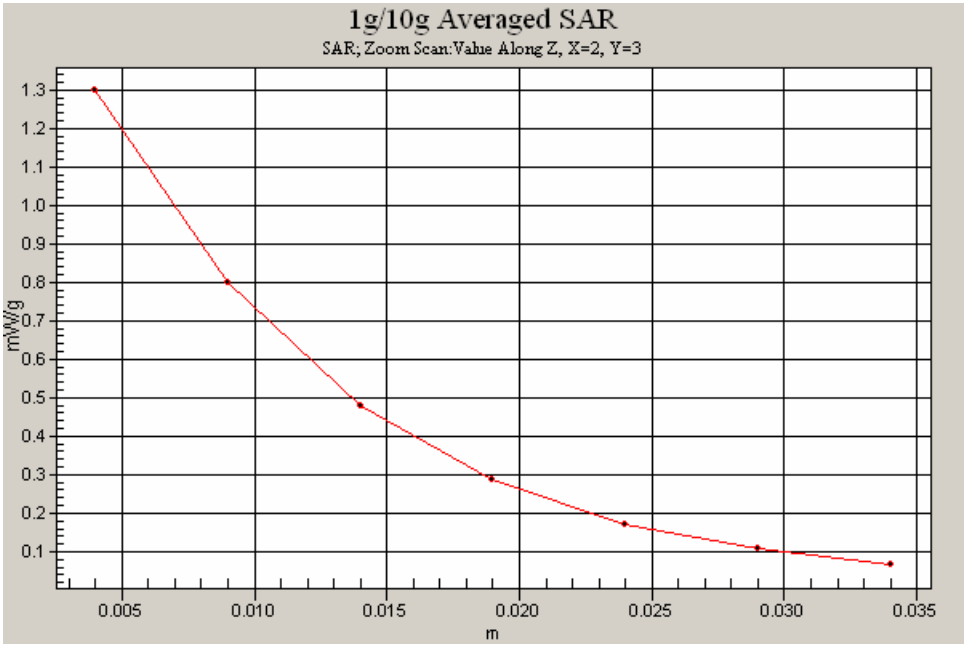

SAMSUNG FCC ID : A3LSPHU520 1900MHz PCS Body SAR
DUT: SCH-U520; Serial: FD-111-B
Program Name: SCH-U420 PCS Body (Job No. : FD-072)
Procedure Name: Body, Ch. 0600, Ant. Intenna, Bat. Standard With BT ON
Procedure Notes: Meas. Ambient Temp(celsius)-21.6, Tissue Temp(celsius)-21.5; Test Date -29/Jun/2006 [OET Bulletin 65-Supplement C, July 2001]
Communication System: PCS; Frequency: 1880 MHz;Duty Cycle: 1:1
Medium parameters used: f = 1880 MHz; σ= 1.5 mho/m; ε_r = 51.4; ρ= 1000 kg/m^3
Phantom section: Flat Section
DASY4 Configuration:

- Probe: ES3DV2 - SN3017; ConvF(4.47, 4.47, 4.47); Calibrated: 2005-09-20
- Sensor-Surface: 4mm (Mechanical Surface Detection)
- Electronics: DAE3 Sn468; Calibrated: 2006-01-27
- Phantom: PHANTOM #1; Type: SAM; Serial: TP-1143
- Measurement SW: DASY4, V4.7 Build 44; Postprocessing SW: SEMCAD, V1.8 Build 171

Body, Ch. 0600, Ant. Intenna, Bat. Standard With BT ON/Area Scan (51x71x1):
Measurement grid: dx=20mm, dy=20mm
Maximum value of SAR (interpolated) = 0.531 mW/g
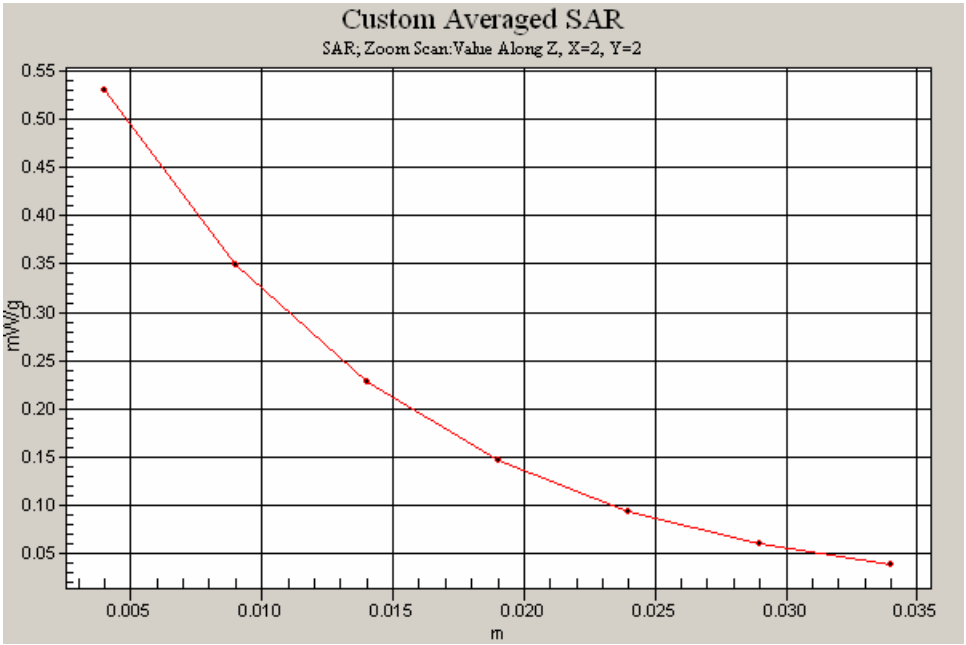
Body, Ch. 0600, Ant. Intenna, Bat. Standard With BT ON/Zoom Scan (5x5x7)/Cube 0:
Measurement grid: dx=8mm, dy=8mm, dz=5mm
Reference Value = 17.6 V/m; Power Drift = -0.032 dB
Peak SAR (extrapolated) = 0.740 W/kg
SAR(1 g) = 0.481 mW/g
Maximum value of SAR (measured) = 0.530 mW/g