SAMSUNG FCC ID : A3LSGHC327 -- 835MHz GSM850 Head SAR
DUT: SGH-C327; Serial: FD-125-E
Program Name: SGH-C327 GSM850 Right (Job No. : FD-125)
Procedure Name: Cheek/Touch, Ch.128, Ant.Intenna, Bat.Standard
Procedure Notes: Meas. Ambient Temp(celsius)-22.3, Tissue Temp(celsius)-21.4; Test Date-18/Jul/2006 [OET Bulletin 65-Supplement C, July 2001]
Communication System: GSM 850; Frequency: 824.2 MHz;Duty Cycle: 1:8.3
Medium parameters used: f = 824.2 MHz; σ = 0.9 mho/m; ε_r = 40.5; ρ = 1000 kg/m^3
Phantom section: Right Section
DASY4 Configuration:

- Probe: ES3DV2 - SN3017; ConvF(6.14, 6.14, 6.14); Calibrated: 2005-09-20
- Sensor-Surface: 4mm (Mechanical Surface Detection)
- Electronics: DAE3 Sn468; Calibrated: 2006-01-27
- Phantom: PHANTOM #1; Type: SAM; Serial: TP-1143
- Measurement SW: DASY4, V4.7 Build 44; Postprocessing SW: SEMCAD, V1.8 Build 171

Cheek/Touch, Ch.128, Ant.Intenna, Bat.Standard/Area Scan (51x71x1): Measurement grid: dx=20mm, dy=20mm
Maximum value of SAR (interpolated) = 1.45 mW/g

Cheek/Touch, Ch.128, Ant.Intenna, Bat.Standard/Zoom Scan (5x5x7)/Cube 0:
Measurement grid: dx=8mm, dy=8mm, dz=5mm
Reference Value = 32.1 V/m; Power Drift = -0.034 dB
Peak SAR (extrapolated) = 2.10 W/kg
SAR(1 g) = 1.39 mW/g
Maximum value of SAR (measured) = 1.51 mW/g

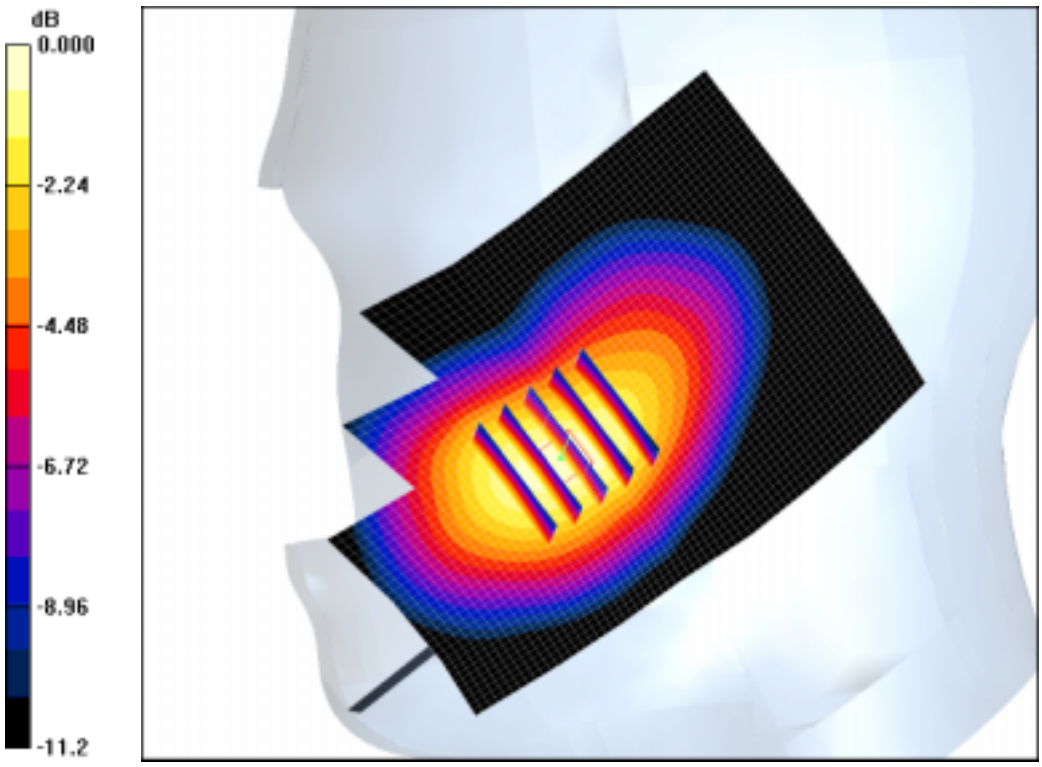

0 dB = 1.51mW/g

SAMSUNG FCC ID : A3LSGHC327 -- 835MHz GSM850 Head SAR
DUT: SGH-C327; Serial: FD-125-E
Program Name: SGH-C327 GSM850 Right (Job No. : FD-125)
Procedure Name: Ear/Tilt, Ch.190, Ant.Intenna, Bat.Standard
Procedure Notes: Meas. Ambient Temp(celsius)-22.3, Tissue Temp(celsius)-21.4; Test Date-18/Jul/2006 [OET Bulletin 65-Supplement C, July 2001]
Communication System: GSM 850; Frequency: 836.6 MHz;Duty Cycle: 1:8.3
Medium parameters used: f = 836.6 MHz; σ = 0.9 mho/m; ε_r = 40.5; ρ = 1000 kg/m^3
Phantom section: Right Section
DASY4 Configuration:

- Probe: ES3DV2 - SN3017; ConvF(6.14, 6.14, 6.14); Calibrated: 2005-09-20
- Sensor-Surface: 4mm (Mechanical Surface Detection)
- Electronics: DAE3 Sn468; Calibrated: 2006-01-27
- Phantom: PHANTOM #1; Type: SAM; Serial: TP-1143
- Measurement SW: DASY4, V4.7 Build 44; Postprocessing SW: SEMCAD, V1.8 Build 171

Ear/Tilt, Ch.190, Ant.Intenna, Bat.Standard/Area Scan (51x71x1): Measurement grid: dx=20mm, dy=20mm
Maximum value of SAR (interpolated) = 0.374 mW/g

Ear/Tilt, Ch.190, Ant.Intenna, Bat.Standard/Zoom Scan (5x5x7)/Cube 0: Measurement grid: dx=8mm, dy=8mm, dz=5mm
Reference Value = 19.1 V/m; Power Drift = 0.053 dB
Peak SAR (extrapolated) = 0.468 W/kg
SAR(1 g) = 0.359 mW/g
Maximum value of SAR (measured) = 0.379 mW/g

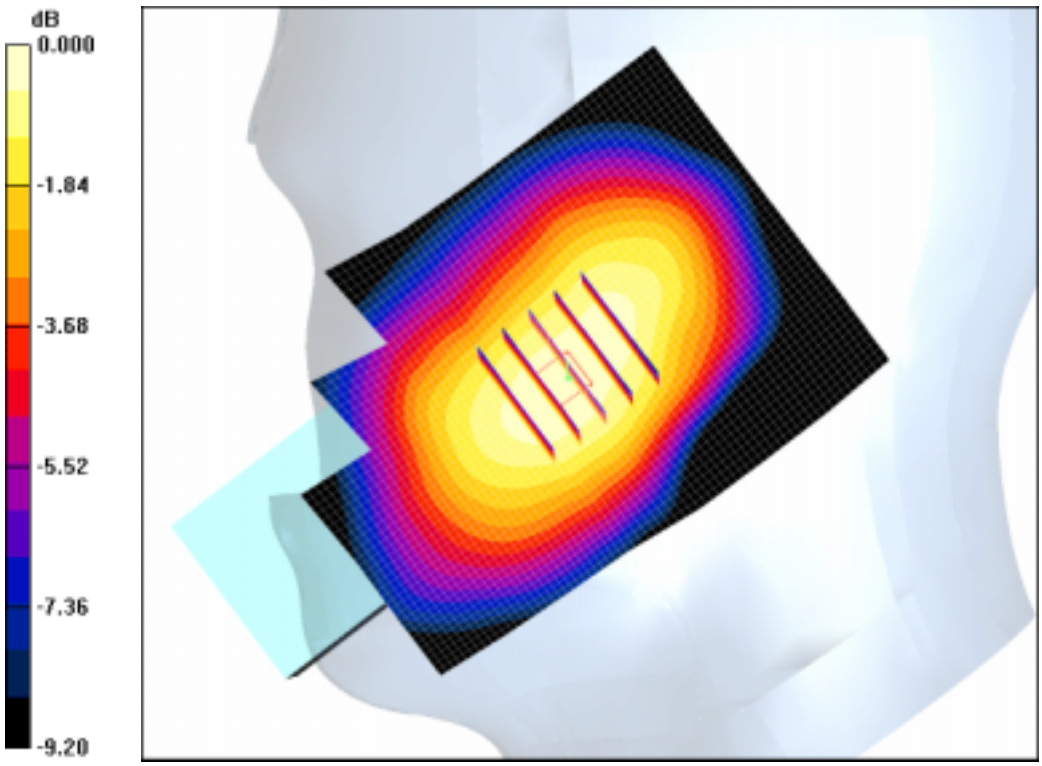

0 dB = 0.379mW/g

SAMSUNG FCC ID : A3LSGHC327 -- 835MHz GSM850 Head SAR
DUT: SGH-C327; Serial: FD-125-E
Program Name: SGH-C327 GSM850 Left (Job No. : FD-125)
Procedure Name: Cheek/Touch, Ch.128, Ant.Intenna, Bat.Standard
Procedure Notes: Meas. Ambient Temp(celsius)-22.3, Tissue Temp(celsius)-21.4; Test Date-18/Jul/2006 [OET Bulletin 65-Supplement C, July 2001]
Communication System: GSM 850; Frequency: 824.2 MHz;Duty Cycle: 1:8.3
Medium parameters used: f = 824.2 MHz; σ = 0.9 mho/m; ε_r = 40.5; ρ = 1000 kg/m^3
Phantom section: Left Section
DASY4 Configuration:

- Probe: ES3DV2 - SN3017; ConvF(6.14, 6.14, 6.14); Calibrated: 2005-09-20
- Sensor-Surface: 4mm (Mechanical Surface Detection)
- Electronics: DAE3 Sn468; Calibrated: 2006-01-27
- Phantom: PHANTOM #1; Type: SAM; Serial: TP-1143
- Measurement SW: DASY4, V4.7 Build 44; Postprocessing SW: SEMCAD, V1.8 Build 171

Cheek/Touch, Ch.128, Ant.Intenna, Bat.Standard/Area Scan (51x71x1): Measurement grid: dx=20mm, dy=20mm
Maximum value of SAR (interpolated) = 1.27 mW/g

Cheek/Touch, Ch.128, Ant.Intenna, Bat.Standard/Zoom Scan (5x5x7)/Cube 0:
Measurement grid: dx=8mm, dy=8mm, dz=5mm
Reference Value = 31.5 V/m; Power Drift = 0.000 dB
Peak SAR (extrapolated) = 1.90 W/kg
SAR(1 g) = 1.29 mW/g
Maximum value of SAR (measured) = 1.37 mW/g

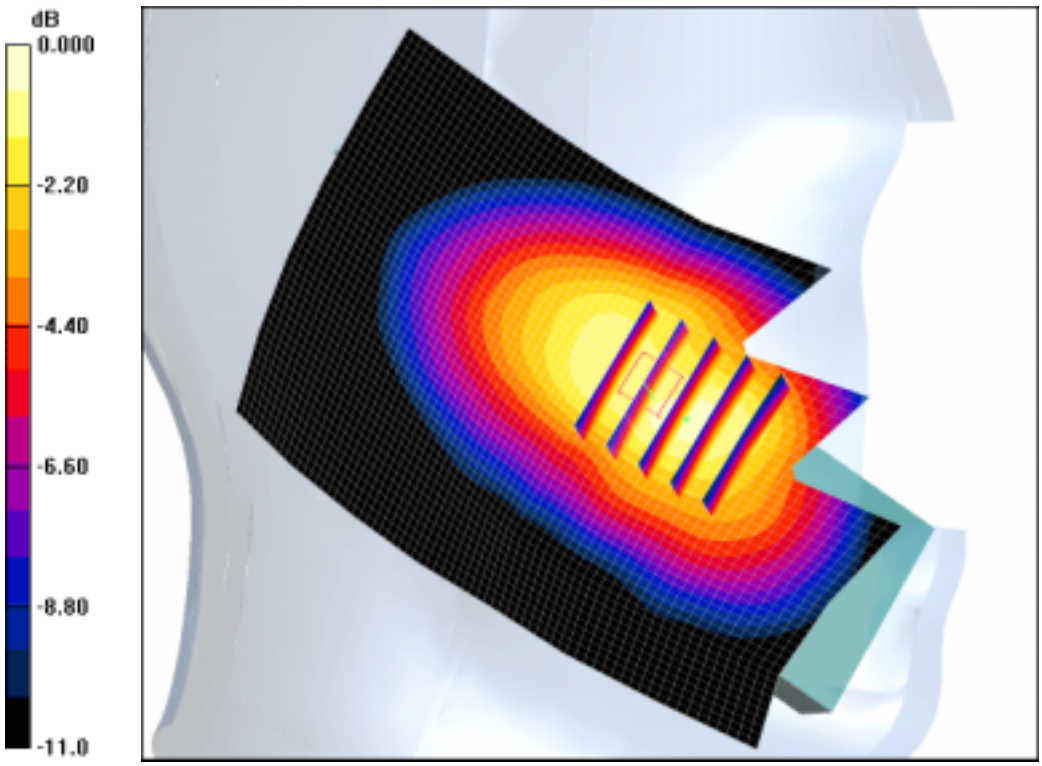

0 dB = 1.37mW/g

SAMSUNG FCC ID : A3LSGHC327 -- 835MHz GSM850 Head SAR
DUT: SGH-C327; Serial: FD-125-E
Program Name: SGH-C327 GSM850 Left (Job No. : FD-125)
Procedure Name: Ear/Tilt, Ch.190, Ant.Intenna, Bat.Standard
Procedure Notes: Meas. Ambient Temp(celsius)-22.3, Tissue Temp(celsius)-21.4; Test Date-18/Jul/2006 [OET Bulletin 65-Supplement C, July 2001]
Communication System: GSM 850; Frequency: 836.6 MHz;Duty Cycle: 1:8.3
Medium parameters used: f = 836.6 MHz; σ = 0.9 mho/m; ε_r = 40.5; ρ = 1000 kg/m^3
Phantom section: Left Section
DASY4 Configuration:

- Probe: ES3DV2 - SN3017; ConvF(6.14, 6.14, 6.14); Calibrated: 2005-09-20
- Sensor-Surface: 4mm (Mechanical Surface Detection)
- Electronics: DAE3 Sn468; Calibrated: 2006-01-27
- Phantom: PHANTOM #1; Type: SAM; Serial: TP-1143
- Measurement SW: DASY4, V4.7 Build 44; Postprocessing SW: SEMCAD, V1.8 Build 171

Ear/Tilt, Ch.190, Ant.Intenna, Bat.Standard/Area Scan (51x71x1): Measurement grid: dx=20mm, dy=20mm
Maximum value of SAR (interpolated) = 0.322 mW/g

Ear/Tilt, Ch.190, Ant.Intenna, Bat.Standard/Zoom Scan (5x5x7)/Cube 0: Measurement grid: dx=8mm, dy=8mm, dz=5mm
Reference Value = 18.8 V/m; Power Drift = -0.049 dB
Peak SAR (extrapolated) = 0.412 W/kg
SAR(1 g) = 0.311 mW/g
Maximum value of SAR (measured) = 0.331 mW/g



0 dB = 0.331mW/g

SAMSUNG FCC ID : A3LSGHC327 -- 835MHz GSM850 Head SAR
DUT: SGH-C327; Serial: FD-125-E
Program Name: SGH-C327 GSM850 Right (Job No. : FD-125)
Procedure Name: Cheek/Touch, Ch.128, Ant.Intenna, Bat.Standard
Procedure Notes: Meas. Ambient Temp(celsius)-22.3, Tissue Temp(celsius)-21.4; Test Date-18/Jul/2006 [OET Bulletin 65-Supplement C, July 2001]
Communication System: GSM 850; Frequency: 824.2 MHz;Duty Cycle: 1:8.3
Medium parameters used: f = 824.2 MHz; σ = 0.9 mho/m; ε_r = 40.5; ρ = 1000 kg/m^3
Phantom section: Right Section
DASY4 Configuration:

- Probe: ES3DV2 - SN3017; ConvF(6.14, 6.14, 6.14); Calibrated: 2005-09-20
- Sensor-Surface: 4mm (Mechanical Surface Detection)
- Electronics: DAE3 Sn468; Calibrated: 2006-01-27
- Phantom: PHANTOM #1; Type: SAM; Serial: TP-1143
- Measurement SW: DASY4, V4.7 Build 44; Postprocessing SW: SEMCAD, V1.8 Build 171

Cheek/Touch, Ch.128, Ant.Intenna, Bat.Standard/Area Scan (51x71x1): Measurement grid: dx=20mm, dy=20mm
Maximum value of SAR (interpolated) = 1.45 mW/g

Cheek/Touch, Ch.128, Ant.Intenna, Bat.Standard/Zoom Scan (5x5x7)/Cube 0:
Measurement grid: dx=8mm, dy=8mm, dz=5mm
Reference Value = 32.1 V/m; Power Drift = -0.034 dB
Peak SAR (extrapolated) = 2.10 W/kg
SAR(1 g) = 1.39 mW/g; SAR(10 g) = 0.893 mW/g
Maximum value of SAR (measured) = 1.51 mW/g

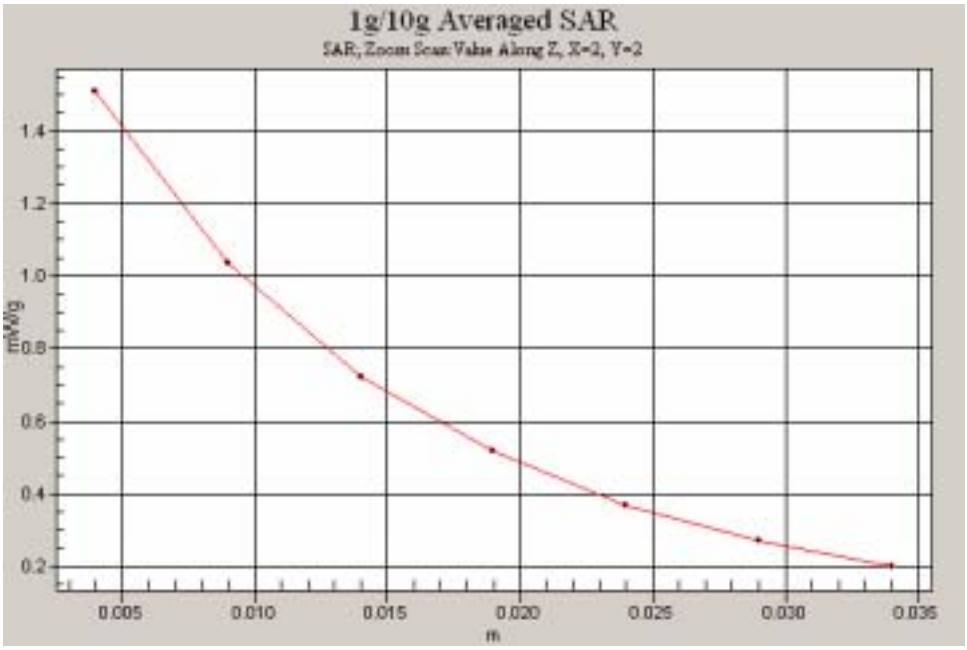

SAMSUNG FCC ID : A3LSGHC327 -- 835MHz GPRS850 Body SAR
DUT: SGH-C327(Body); Serial: FD-125-E
Program Name: SGH-C327 GSM850 Body (Job No. : FD-125)
Procedure Name: Body, Ch.190, Ant.Intenna, Bat.Standard
Procedure Notes: Meas.Ambient Temp(celsius)-22.4, Tissue Temp(celsius)-21.3; Test Date-18/Jul/2006 [OET Bulletin 65-Supplement C, July 2001]
Communication System: GSM 850 (GPRS); Frequency: 836.6 MHz;Duty Cycle: 1:4.15
Medium parameters used: f = 836.6 MHz; σ = 0.99 mho/m; ε_r = 53.6; ρ = 1000 kg/m^3
Phantom section: Flat Section
DASY4 Configuration:

- Probe: ES3DV2 - SN3017; ConvF(6.18, 6.18, 6.18); Calibrated: 2005-09-20
- Sensor-Surface: 4mm (Mechanical Surface Detection)
- Electronics: DAE3 Sn468; Calibrated: 2006-01-27
- Phantom: PHANTOM #2; Type: SAM; Serial: TP-1141
- Measurement SW: DASY4, V4.7 Build 44; Postprocessing SW: SEMCAD, V1.8 Build 171

Body, Ch.190, Ant.Intenna, Bat.Standard/Area Scan (51x71x1): Measurement grid: dx=20mm, dy=20mm
Maximum value of SAR (interpolated) = 1.12 mW/g

Body, Ch.190, Ant.Intenna, Bat.Standard/Zoom Scan (5x5x7)/Cube 0: Measurement grid: dx=8mm, dy=8mm, dz=5mm
Reference Value = 20.6 V/m; Power Drift = -0.039 dB
Peak SAR (extrapolated) = 1.52 W/kg
SAR(1 g) = 1.04 mW/g
Maximum value of SAR (measured) = 1.09 mW/g

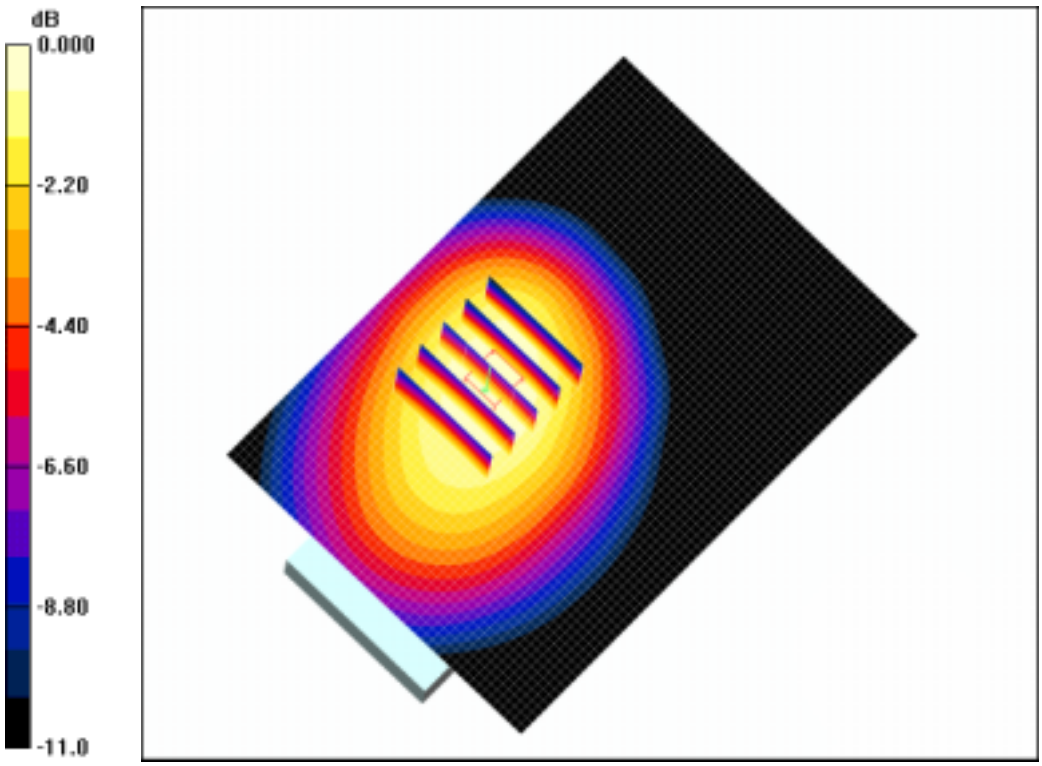

0 dB = 1.09mW/g

SAMSUNG FCC ID : A3LSGHC327 -- 835MHz GPRS850 Body SAR
DUT: SGH-C327(Body); Serial: FD-125-E
Program Name: SGH-C327 GSM850 Body (Job No. : FD-125)
Procedure Name: Body, Ch.190, Ant.Intenna, Bat.Standard
Procedure Notes: Meas.Ambient Temp(celsius)-22.4, Tissue Temp(celsius)-21.3; Test Date-18/Jul/2006 [OET Bulletin 65-Supplement C, July 2001]
Communication System: GSM 850 (GPRS); Frequency: 836.6 MHz;Duty Cycle: 1:4.15
Medium parameters used: f = 836.6 MHz; σ = 0.99 mho/m; ε_r = 53.6; ρ = 1000 kg/m^3
Phantom section: Flat Section
DASY4 Configuration:

- Probe: ES3DV2 - SN3017; ConvF(6.18, 6.18, 6.18); Calibrated: 2005-09-20
- Sensor-Surface: 4mm (Mechanical Surface Detection)
- Electronics: DAE3 Sn468; Calibrated: 2006-01-27
- Phantom: PHANTOM #2; Type: SAM; Serial: TP-1141
- Measurement SW: DASY4, V4.7 Build 44; Postprocessing SW: SEMCAD, V1.8 Build 171

Body, Ch.190, Ant.Intenna, Bat.Standard/Area Scan (51x71x1): Measurement grid: dx=20mm, dy=20mm
Maximum value of SAR (interpolated) = 1.12 mW/g

Body, Ch.190, Ant.Intenna, Bat.Standard/Zoom Scan (5x5x7)/Cube 0: Measurement grid: dx=8mm, dy=8mm, dz=5mm
Reference Value = 20.6 V/m; Power Drift = -0.039 dB
Peak SAR (extrapolated) = 1.52 W/kg
SAR(1 g) = 1.04 mW/g
Maximum value of SAR (measured) = 1.09 mW/g

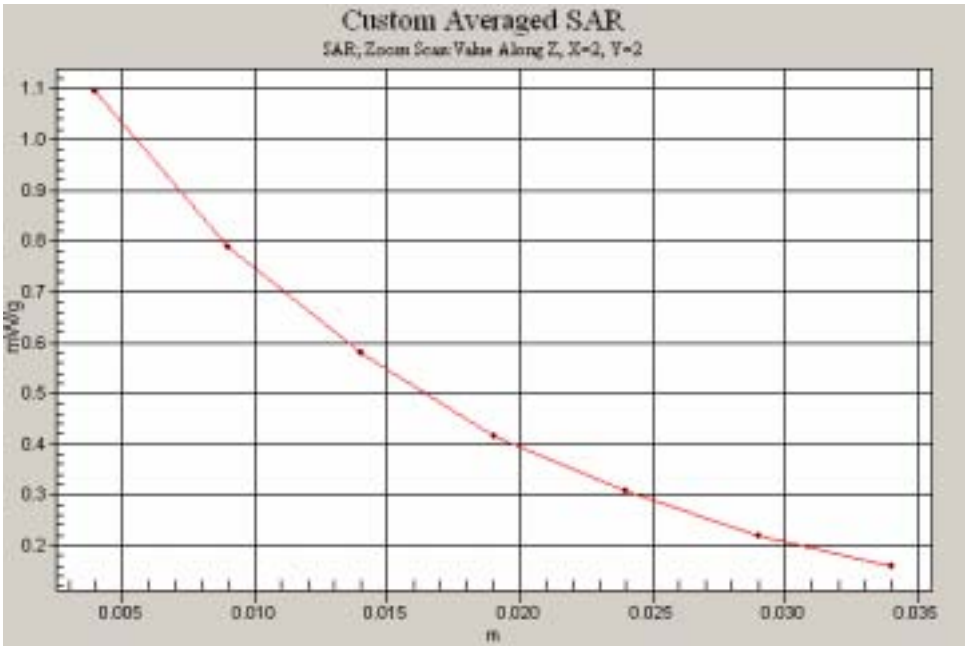

SAMSUNG FCC ID : A3LSGHC327 -- 1900MHz GSM1900 Head SAR
DUT: SGH-C327; Serial: FD-125-E
Program Name: SGH-C327 GSM1900 Right (Job No. : FD-125)
Procedure Name: Cheek/Touch, Ch.512, Ant.Intenna, Bat.Standard
Procedure Notes: Meas. Ambient Temp(celsius)-22.1, Tissue Temp(celsius)-21.8; Test Date-13/Jul/2006 [OET Bulletin 65-Supplement C, July 2001]
Communication System: GSM 1900; Frequency: 1850.2 MHz;Duty Cycle: 1:8.3
Medium parameters used: f = 1850.2 MHz; σ = 1.38 mho/m; ε_r = 39.3; ρ = 1000 kg/m^3
Phantom section: Right Section
DASY4 Configuration:

- Probe: ES3DV2 - SN3017; ConvF(5.02, 5.02, 5.02); Calibrated: 2005-09-20
- Sensor-Surface: 4mm (Mechanical Surface Detection)
- Electronics: DAE3 Sn468; Calibrated: 2006-01-27
- Phantom: PHANTOM #2; Type: SAM; Serial: TP-1141
- Measurement SW: DASY4, V4.7 Build 44; Postprocessing SW: SEMCAD, V1.8 Build 171

Cheek/Touch, Ch.512, Ant.Intenna, Bat.Standard/Area Scan (51x71x1): Measurement grid: dx=20mm, dy=20mm
Maximum value of SAR (interpolated) = 1.01 mW/g

Cheek/Touch, Ch.512, Ant.Intenna, Bat.Standard/Zoom Scan (5x5x7)/Cube 0:
Measurement grid: dx=8mm, dy=8mm, dz=5mm
Reference Value = 24.3 V/m; Power Drift = -0.136 dB
Peak SAR (extrapolated) = 1.59 W/kg
SAR(1 g) = 0.878 mW/g
Maximum value of SAR (measured) = 0.939 mW/g

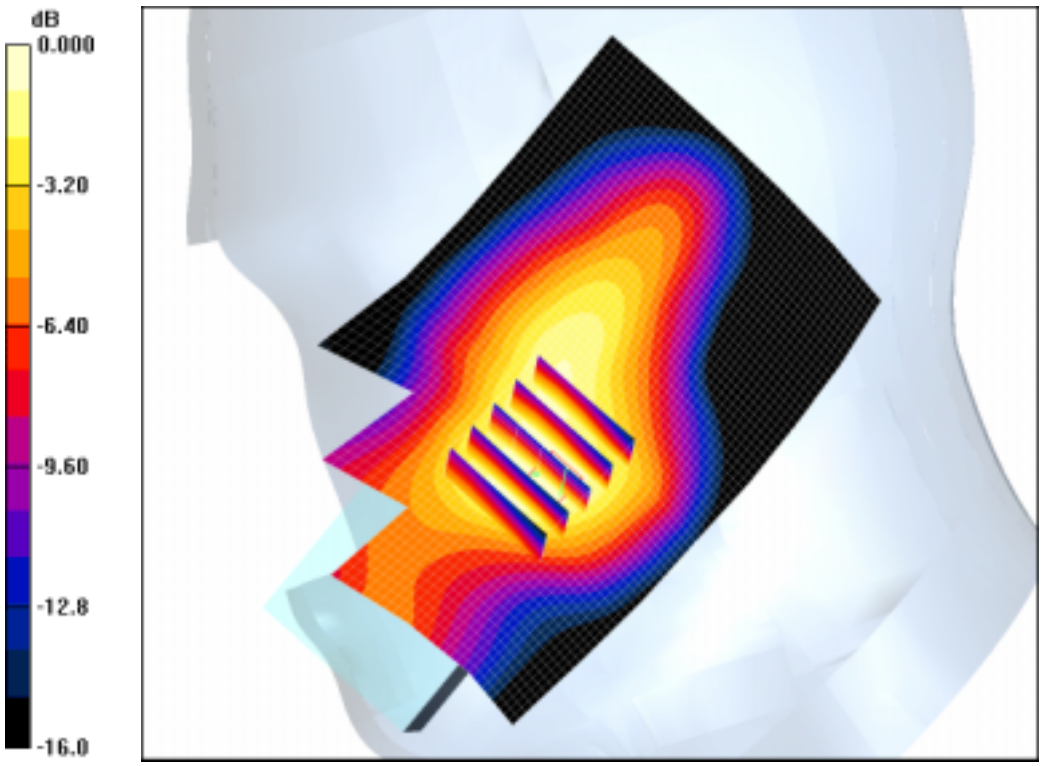

0 dB = 0.939mW/g

SAMSUNG FCC ID : A3LSGHC327 -- 1900MHz GSM1900 Head SAR
DUT: SGH-C327; Serial: FD-125-E
Program Name: SGH-C327 GSM1900 Right (Job No. : FD-125)
Procedure Name: Ear/Tilt, Ch.661, Ant.Intenna, Bat.Standard
Procedure Notes: Meas. Ambient Temp(celsius)-22.1, Tissue Temp(celsius)-21.8; Test Date-13/Jul/2006 [OET Bulletin 65-Supplement C, July 2001]
Communication System: GSM 1900; Frequency: 1880 MHz;Duty Cycle: 1:8.3
Medium parameters used: f = 1880 MHz; σ = 1.38 mho/m; ε_r = 39.3; ρ = 1000 kg/m^3
Phantom section: Right Section
DASY4 Configuration:

- Probe: ES3DV2 - SN3017; ConvF(5.02, 5.02, 5.02); Calibrated: 2005-09-20
- Sensor-Surface: 4mm (Mechanical Surface Detection)
- Electronics: DAE3 Sn468; Calibrated: 2006-01-27
- Phantom: PHANTOM #2; Type: SAM; Serial: TP-1141
- Measurement SW: DASY4, V4.7 Build 44; Postprocessing SW: SEMCAD, V1.8 Build 171

Ear/Tilt, Ch.661, Ant.Intenna, Bat.Standard/Area Scan (51x71x1): Measurement grid: dx=20mm, dy=20mm
Maximum value of SAR (interpolated) = 0.590 mW/g

Ear/Tilt, Ch.661, Ant.Intenna, Bat.Standard/Zoom Scan (5x5x7)/Cube 0: Measurement grid: dx=8mm, dy=8mm, dz=5mm
Reference Value = 8.39 V/m; Power Drift = -0.065 dB
Peak SAR (extrapolated) = 0.745 W/kg
SAR(1 g) = 0.472 mW/g
Maximum value of SAR (measured) = 0.505 mW/g

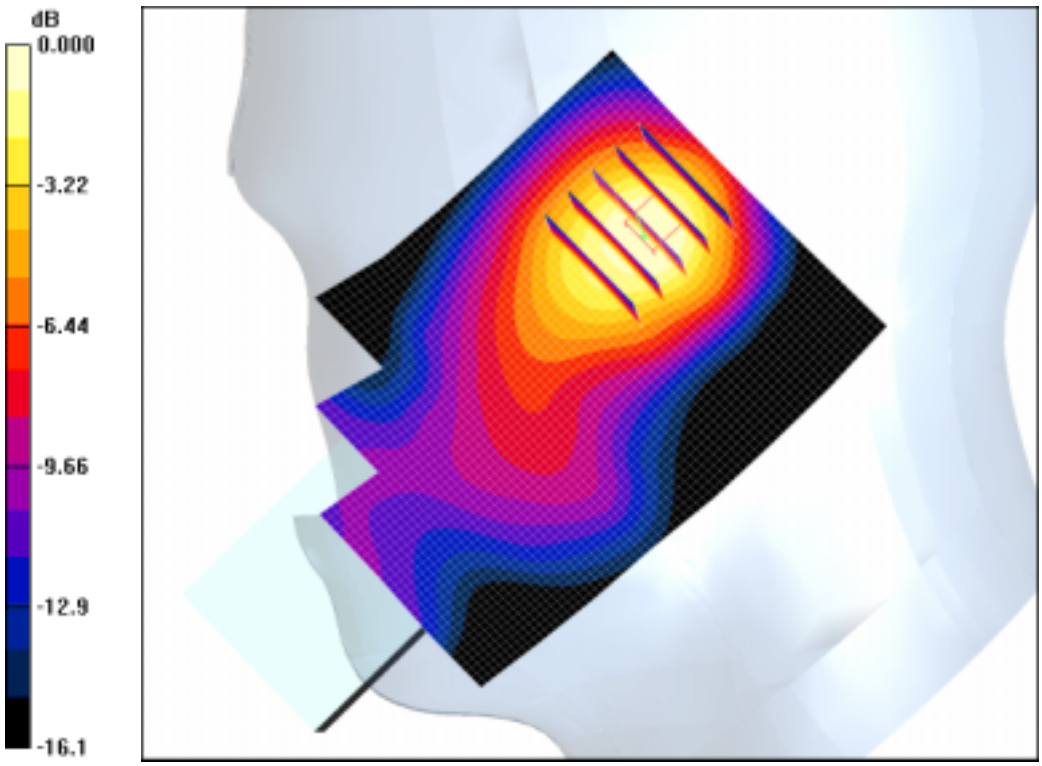

0 dB = 0.505mW/g

SAMSUNG FCC ID : A3LSGHC327 -- 1900MHz GSM1900 Head SAR
DUT: SGH-C327; Serial: FD-125-E
Program Name: SGH-C327 GSM1900 Left (Job No. : FD-125)
Procedure Name: Cheek/Touch, Ch.661, Ant.Intenna, Bat.Standard
Procedure Notes: Meas. Ambient Temp(celsius)-22.1, Tissue Temp(celsius)-21.8; Test Date-13/Jul/2006 [OET Bulletin 65-Supplement C, July 2001]
Communication System: GSM 1900; Frequency: 1880 MHz;Duty Cycle: 1:8.3
Medium parameters used: f = 1880 MHz; σ = 1.38 mho/m; ε_r = 39.3; ρ = 1000 kg/m^3
Phantom section: Left Section
DASY4 Configuration:

- Probe: ES3DV2 - SN3017; ConvF(5.02, 5.02, 5.02); Calibrated: 2005-09-20
- Sensor-Surface: 4mm (Mechanical Surface Detection)
- Electronics: DAE3 Sn468; Calibrated: 2006-01-27
- Phantom: PHANTOM #2; Type: SAM; Serial: TP-1141
- Measurement SW: DASY4, V4.7 Build 44; Postprocessing SW: SEMCAD, V1.8 Build 171

Cheek/Touch, Ch.661, Ant.Intenna, Bat.Standard/Area Scan (51x71x1): Measurement grid: dx=20mm, dy=20mm
Maximum value of SAR (interpolated) = 0.903 mW/g

Cheek/Touch, Ch.661, Ant.Intenna, Bat.Standard/Zoom Scan (5x5x7)/Cube 0:
Measurement grid: dx=8mm, dy=8mm, dz=5mm
Reference Value = 26.3 V/m; Power Drift = -0.093 dB
Peak SAR (extrapolated) = 1.40 W/kg
SAR(1 g) = 0.866 mW/g
Maximum value of SAR (measured) = 0.956 mW/g



0 dB = 0.956mW/g

SAMSUNG FCC ID : A3LSGHC327 -- 1900MHz GSM1900 Head SAR
DUT: SGH-C327; Serial: FD-125-E
Program Name: SGH-C327 GSM1900 Left (Job No. : FD-125)
Procedure Name: Ear/Tilt, Ch.661, Ant.Intenna, Bat.Standard 2 2
Procedure Notes: Meas. Ambient Temp(celsius)-22.1, Tissue Temp(celsius)-21.8; Test Date-13/Jul/2006 [OET Bulletin 65-Supplement C, July 2001]
Communication System: GSM 1900; Frequency: 1880 MHz;Duty Cycle: 1:8.3
Medium parameters used: f = 1880 MHz; σ = 1.38 mho/m; ε_r = 39.3; ρ = 1000 kg/m^3
Phantom section: Left Section
DASY4 Configuration:

- Probe: ES3DV2 - SN3017; ConvF(5.02, 5.02, 5.02); Calibrated: 2005-09-20
- Sensor-Surface: 4mm (Mechanical Surface Detection)
- Electronics: DAE3 Sn468; Calibrated: 2006-01-27
- Phantom: PHANTOM #2; Type: SAM; Serial: TP-1141
- Measurement SW: DASY4, V4.7 Build 44; Postprocessing SW: SEMCAD, V1.8 Build 171

Ear/Tilt, Ch.661, Ant.Intenna, Bat.Standard 2 2/Area Scan (51x71x1): Measurement grid: dx=20mm, dy=20mm
Maximum value of SAR (interpolated) = 0.464 mW/g

Ear/Tilt, Ch.661, Ant.Intenna, Bat.Standard 2 2/Zoom Scan 2 (5x5x7)/Cube 0:
Measurement grid: dx=8mm, dy=8mm, dz=5mm
Reference Value = 14.1 V/m; Power Drift = -0.107 dB
Peak SAR (extrapolated) = 0.582 W/kg
SAR(1 g) = 0.371 mW/g
Maximum value of SAR (measured) = 0.397 mW/g

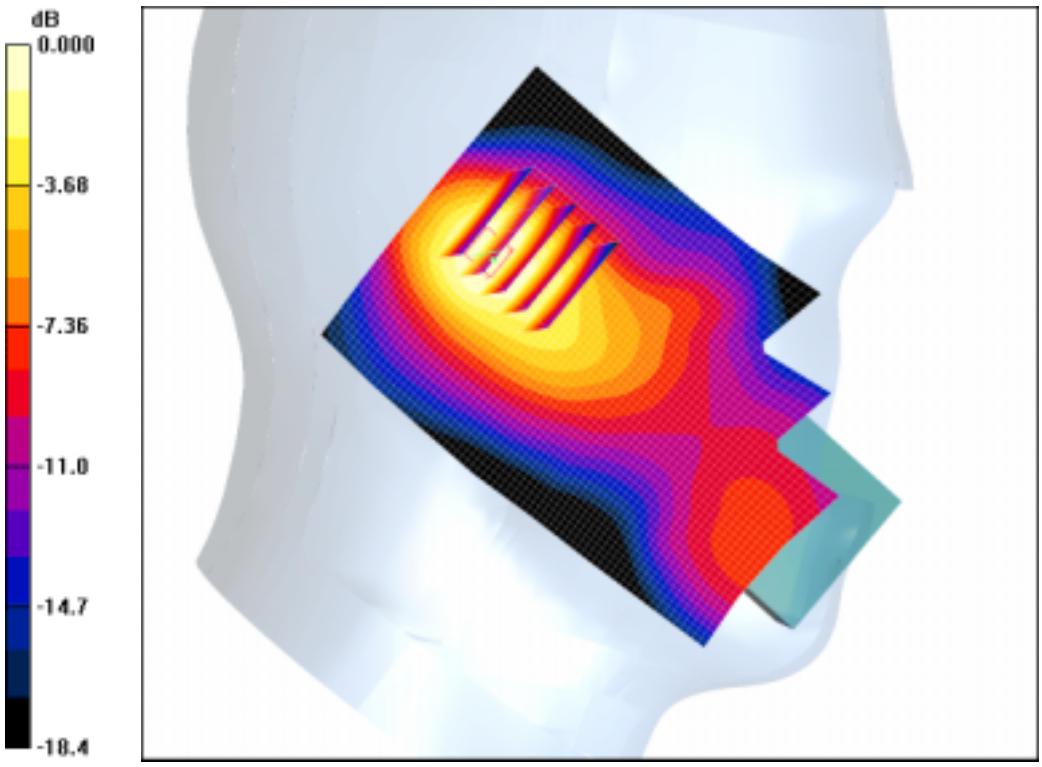

0 dB = 0.397mW/g

SAMSUNG FCC ID : A3LSGHC327 -- 1900MHz GSM1900 Head SAR
DUT: SGH-C327; Serial: FD-125-E
Program Name: SGH-C327 GSM1900 Right (Job No. : FD-125)
Procedure Name: Cheek/Touch, Ch.512, Ant.Intenna, Bat.Standard
Procedure Notes: Meas. Ambient Temp(celsius)-22.1, Tissue Temp(celsius)-21.8; Test Date-13/Jul/2006 [OET Bulletin 65-Supplement C, July 2001]
Communication System: GSM 1900; Frequency: 1850.2 MHz;Duty Cycle: 1:8.3
Medium parameters used: f = 1850.2 MHz; σ = 1.38 mho/m; ε_r = 39.3; ρ = 1000 kg/m^3
Phantom section: Right Section
DASY4 Configuration:

- Probe: ES3DV2 - SN3017; ConvF(5.02, 5.02, 5.02); Calibrated: 2005-09-20
- Sensor-Surface: 4mm (Mechanical Surface Detection)
- Electronics: DAE3 Sn468; Calibrated: 2006-01-27
- Phantom: PHANTOM #2; Type: SAM; Serial: TP-1141
- Measurement SW: DASY4, V4.7 Build 44; Postprocessing SW: SEMCAD, V1.8 Build 171

Cheek/Touch, Ch.512, Ant.Intenna, Bat.Standard/Area Scan (51x71x1): Measurement grid: dx=20mm, dy=20mm
Maximum value of SAR (interpolated) = 1.01 mW/g

Cheek/Touch, Ch.512, Ant.Intenna, Bat.Standard/Zoom Scan (5x5x7)/Cube 0:
Measurement grid: dx=8mm, dy=8mm, dz=5mm
Reference Value = 24.3 V/m; Power Drift = -0.136 dB
Peak SAR (extrapolated) = 1.59 W/kg
SAR(1 g) = 0.878 mW/g
Maximum value of SAR (measured) = 0.939 mW/g

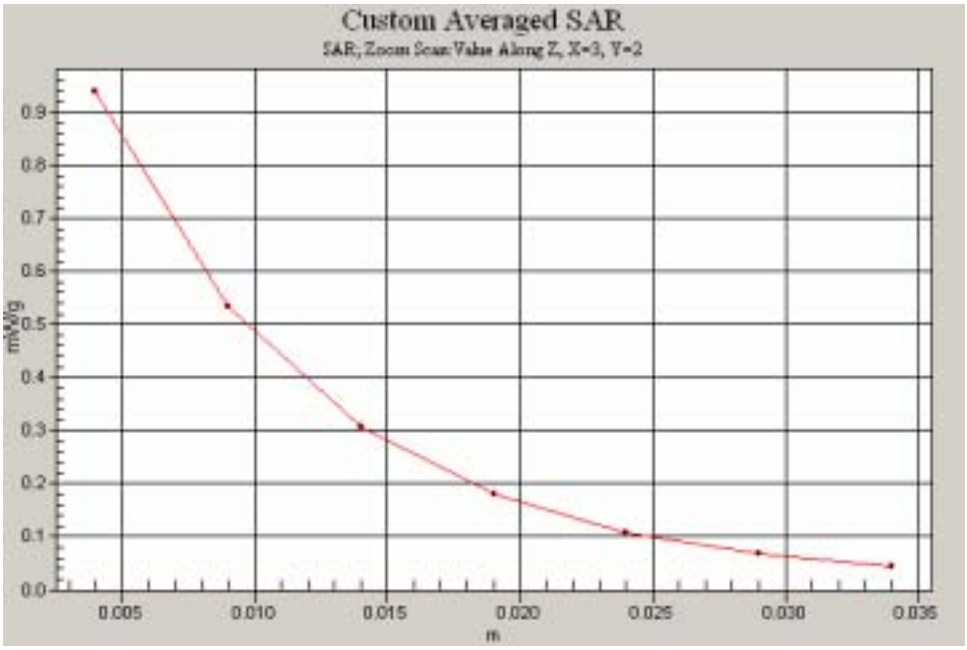

SAMSUNG FCC ID : A3LSGHC327 -- 1900MHz GPRS1900 Body SAR
DUT: SGH-C327(Body); Serial: FD-125-E
Program Name: SGH-C327 GSM1900 Body (Job No. : FD-125)
Procedure Name: Body, Ch.810, Ant.Intenna, Bat.Standard
Procedure Notes: Meas. Ambient Temp(celsius)-22.3, Tissue Temp(celsius)-21.7; Test Date-13/Jul/2006 [OET Bulletin 65-Supplement C, July 2001]
Communication System: Body GPRS ; Frequency: 1909.8 MHz;Duty Cycle: 1:4.15
Medium parameters used: f = 1909.8 MHz; σ = 1.51 mho/m; ε_r = 51.7; ρ = 1000 kg/m^3
Phantom section: Flat Section
DASY4 Configuration:

- Probe: ES3DV2 - SN3017; ConvF(4.47, 4.47, 4.47); Calibrated: 2005-09-20
- Sensor-Surface: 4mm (Mechanical Surface Detection)
- Electronics: DAE3 Sn468; Calibrated: 2006-01-27
- Phantom: PHANTOM #1; Type: SAM; Serial: TP-1143
- Measurement SW: DASY4, V4.7 Build 44; Postprocessing SW: SEMCAD, V1.8 Build 171

Body, Ch.810, Ant.Intenna, Bat.Standard/Area Scan (51x71x1): Measurement grid: dx=20mm, dy=20mm
Maximum value of SAR (interpolated) = 1.55 mW/g

Body, Ch.810, Ant.Intenna, Bat.Standard/Zoom Scan (5x5x7)/Cube 0: Measurement grid: dx=8mm, dy=8mm, dz=5mm
Reference Value = 27.9 V/m; Power Drift = -0.036 dB
Peak SAR (extrapolated) = 1.87 W/kg
SAR(1 g) = 1.24 mW/g
Maximum value of SAR (measured) = 1.33 mW/g

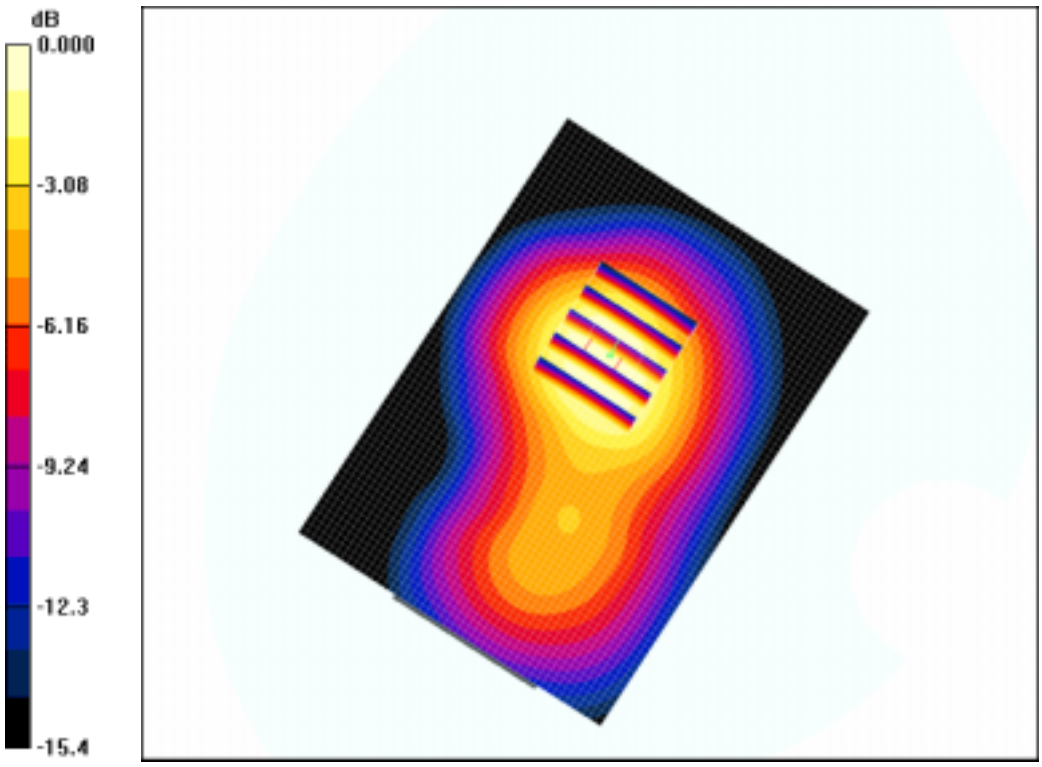

0 dB = 1.33mW/g

SAMSUNG FCC ID : A3LSGHC327 -- 1900MHz GPRS1900 Body SAR
DUT: SGH-C327(Body); Serial: FD-125-E
Program Name: SGH-C327 GSM1900 Body (Job No. : FD-125)
Procedure Name: Body, Ch.810, Ant.Intenna, Bat.Standard
Procedure Notes: Meas. Ambient Temp(celsius)-22.3, Tissue Temp(celsius)-21.7; Test Date-13/Jul/2006 [OET Bulletin 65-Supplement C, July 2001]
Communication System: Body GPRS ; Frequency: 1909.8 MHz;Duty Cycle: 1:4.15
Medium parameters used: f = 1909.8 MHz; σ = 1.51 mho/m; ε_r = 51.7; ρ = 1000 kg/m^3
Phantom section: Flat Section
DASY4 Configuration:

- Probe: ES3DV2 - SN3017; ConvF(4.47, 4.47, 4.47); Calibrated: 2005-09-20
- Sensor-Surface: 4mm (Mechanical Surface Detection)
- Electronics: DAE3 Sn468; Calibrated: 2006-01-27
- Phantom: PHANTOM #1; Type: SAM; Serial: TP-1143
- Measurement SW: DASY4, V4.7 Build 44; Postprocessing SW: SEMCAD, V1.8 Build 171

Body, Ch.810, Ant.Intenna, Bat.Standard/Area Scan (51x71x1): Measurement grid: dx=20mm, dy=20mm
Maximum value of SAR (interpolated) = 1.55 mW/g

Body, Ch.810, Ant.Intenna, Bat.Standard/Zoom Scan (5x5x7)/Cube 0: Measurement grid: dx=8mm, dy=8mm, dz=5mm
Reference Value = 27.9 V/m; Power Drift = -0.036 dB
Peak SAR (extrapolated) = 1.87 W/kg
SAR(1 g) = 1.24 mW/g
Maximum value of SAR (measured) = 1.33 mW/g