APPENDIX G

Plots of The SAR Measurements

SAMSUNG FCC ID : A3LSGHD357 835MHz GSM850 Head SAR

DUT: SGH-D357; Serial: FC-108-B
Program Name: SGH-D357 GSM850 Right (Job No. : FC-108)
Procedure Name: Cheek/Touch, Ch.251, Ant.Fixed, Bat.Standard
Procedure Notes: Meas.Tissue Temp(celsius)-21.6; Test Date-10/Aug/2005 [OET Bulletin 65-Supplement C, July 2001]

Communication System: GSM850; Frequency: 848.8 MHz;Duty Cycle: 1:8.3
Medium parameters used: f = 848.8 MHz; σ = 0.89 mho/m; ε_r = 40.4; ρ = 1000 kg/m^3
Phantom section: Right Section

DASY4 Configuration:
- Probe: ES3DV2 - SN3017; ConvF(6.33, 6.33, 6.33); Calibrated: 2004-09-24
- Sensor-Surface: 4mm (Mechanical Surface Detection)
- Electronics: DAE3 Sn468; Calibrated: 2004-12-07
- Phantom: SAM 835/900 MHz; Type: SAM; Serial: TP-1141
- Measurement SW: DASY4, V4.5 Build 19; Postprocessing SW: SEMCAD, V1.8 Build 146

Cheek/Touch, Ch.251, Ant.Fixed, Bat.Standard/Area Scan (51x71x1): Measurement grid: dx=20mm, dy=20mm
Maximum value of SAR (interpolated) = 1.44 mW/g

Cheek/Touch, Ch.251, Ant.Fixed, Bat.Standard/Zoom Scan (5x5x7)/Cube 0:
Measurement grid: dx=8mm, dy=8mm, dz=5mm
Reference Value = 7.37 V/m; Power Drift = -0.109 dB
Peak SAR (extrapolated) = 2.15 W/kg
SAR(1 g) = 1.37 mW/g
Maximum value of SAR (measured) = 1.48 mW/g



0 dB = 1.48mW/g

SAMSUNG FCC ID : A3LSGHD357 835MHz GSM850 Head SAR

DUT: SGH-D357; Serial: FC-108-B
Program Name: SGH-D357 GSM850 Right (Job No. : FC-108)
Procedure Name: Ear/Tilt, Ch.190, Ant.Fixed, Bat.Standard
Procedure Notes: Meas.Tissue Temp(celsius)-21.6; Test Date-10/Aug/2005 [OET Bulletin 65-Supplement C, July 2001]

Communication System: GSM850; Frequency: 836.6 MHz;Duty Cycle: 1:8.3
Medium parameters used: f = 836.6 MHz; σ = 0.89 mho/m; ε_r = 40.4; ρ = 1000 kg/m^3
Phantom section: Right Section

DASY4 Configuration:
- Probe: ES3DV2 - SN3017; ConvF(6.33, 6.33, 6.33); Calibrated: 2004-09-24
- Sensor-Surface: 4mm (Mechanical Surface Detection)
- Electronics: DAE3 Sn468; Calibrated: 2004-12-07
- Phantom: SAM 835/900 MHz; Type: SAM; Serial: TP-1141
- Measurement SW: DASY4, V4.5 Build 19; Postprocessing SW: SEMCAD, V1.8 Build 146

Ear/Tilt, Ch.190, Ant.Fixed, Bat.Standard/Area Scan (51x71x1): Measurement grid: dx=20mm, dy=20mm
Maximum value of SAR (interpolated) = 0.423 mW/g

Ear/Tilt, Ch.190, Ant.Fixed, Bat.Standard/Zoom Scan (5x5x7)/Cube 0: Measurement grid: dx=8mm, dy=8mm, dz=5mm
Reference Value = 9.99 V/m; Power Drift = -0.099 dB
Peak SAR (extrapolated) = 0.492 W/kg
SAR(1 g) = 0.386 mW/g
Maximum value of SAR (measured) = 0.406 mW/g



0 dB = 0.406mW/g

SAMSUNG FCC ID : A3LSGHD357 835MHz GSM850 Head SAR

DUT: SGH-D357; Serial: FC-108-B
Program Name: SGH-D357 GSM850 Left (Job No. : FC-108)
Procedure Name: Cheek/Touch, Ch.251, Ant.Fixed, Bat.Standard
Procedure Notes: Meas.Tissue Temp(celsius)-21.6; Test Date-10/Aug/2005 [OET Bulletin 65-Supplement C, July 2001]

Communication System: GSM850; Frequency: 848.8 MHz;Duty Cycle: 1:8.3
Medium parameters used: f = 848.8 MHz; σ = 0.89 mho/m; ε_r = 40.4; ρ = 1000 kg/m^3
Phantom section: Left Section

DASY4 Configuration:
- Probe: ES3DV2 - SN3017; ConvF(6.33, 6.33, 6.33); Calibrated: 2004-09-24
- Sensor-Surface: 4mm (Mechanical Surface Detection)
- Electronics: DAE3 Sn468; Calibrated: 2004-12-07
- Phantom: SAM 835/900 MHz; Type: SAM; Serial: TP-1141
- Measurement SW: DASY4, V4.5 Build 19; Postprocessing SW: SEMCAD, V1.8 Build 146

Cheek/Touch, Ch.251, Ant.Fixed, Bat.Standard/Area Scan (51x71x1): Measurement grid: dx=20mm, dy=20mm
Maximum value of SAR (interpolated) = 1.39 mW/g

Cheek/Touch, Ch.251, Ant.Fixed, Bat.Standard/Zoom Scan (5x5x7)/Cube 0:
Measurement grid: dx=8mm, dy=8mm, dz=5mm
Reference Value = 10.9 V/m; Power Drift = -0.171 dB
Peak SAR (extrapolated) = 1.82 W/kg
SAR(1 g) = 1.28 mW/g
Maximum value of SAR (measured) = 1.34 mW/g



0 dB = 1.34mW/g

SAMSUNG FCC ID : A3LSGHD357 835MHz GSM850 Head SAR

DUT: SGH-D357; Serial: FC-108-B
Program Name: SGH-D357 GSM850 Left (Job No. : FC-108)
Procedure Name: Ear/Tilt, Ch.190, Ant.Fixed, Bat.Standard
Procedure Notes: Meas.Tissue Temp(celsius)-21.6; Test Date-10/Aug/2005 [OET Bulletin 65-Supplement C, July 2001]

Communication System: GSM850; Frequency: 836.6 MHz;Duty Cycle: 1:8.3
Medium parameters used: f = 836.6 MHz; σ = 0.89 mho/m; ε_r = 40.4; ρ = 1000 kg/m^3
Phantom section: Left Section

DASY4 Configuration:
- Probe: ES3DV2 - SN3017; ConvF(6.33, 6.33, 6.33); Calibrated: 2004-09-24
- Sensor-Surface: 4mm (Mechanical Surface Detection)
- Electronics: DAE3 Sn468; Calibrated: 2004-12-07
- Phantom: SAM 835/900 MHz; Type: SAM; Serial: TP-1141
- Measurement SW: DASY4, V4.5 Build 19; Postprocessing SW: SEMCAD, V1.8 Build 146

Ear/Tilt, Ch.190, Ant.Fixed, Bat.Standard/Area Scan (51x71x1): Measurement grid: dx=20mm, dy=20mm
Maximum value of SAR (interpolated) = 0.406 mW/g

Ear/Tilt, Ch.190, Ant.Fixed, Bat.Standard/Zoom Scan (5x5x7)/Cube 0: Measurement grid: dx=8mm, dy=8mm, dz=5mm
Reference Value = 12.8 V/m; Power Drift = -0.00 dB
Peak SAR (extrapolated) = 0.477 W/kg
SAR(1 g) = 0.380 mW/g
Maximum value of SAR (measured) = 0.398 mW/g



0 dB = 0.398mW/g

SAMSUNG FCC ID : A3LSGHD357 835MHz GSM850 Head SAR

DUT: SGH-D357; Serial: FC-108-B
Program Name: SGH-D357 GSM850 Right (Job No. : FC-108)
Procedure Name: Cheek/Touch, Ch.251, Ant.Fixed, Bat.Standard With BT ON
Procedure Notes: Meas.Tissue Temp(celsius)-21.6; Test Date-10/Aug/2005 [OET Bulletin 65-Supplement C, July 2001]

Communication System: GSM850; Frequency: 848.8 MHz;Duty Cycle: 1:8.3
Medium parameters used: f = 848.8 MHz; σ = 0.89 mho/m; ε_r = 40.4; ρ = 1000 kg/m^3
Phantom section: Right Section

DASY4 Configuration:
- Probe: ES3DV2 - SN3017; ConvF(6.33, 6.33, 6.33); Calibrated: 2004-09-24
- Sensor-Surface: 4mm (Mechanical Surface Detection)
- Electronics: DAE3 Sn468; Calibrated: 2004-12-07
- Phantom: SAM 835/900 MHz; Type: SAM; Serial: TP-1141
- Measurement SW: DASY4, V4.5 Build 19; Postprocessing SW: SEMCAD, V1.8 Build 146

Cheek/Touch, Ch.251, Ant.Fixed, Bat.Standard With BT ON/Zoom Scan (5x5x7)/Cube 0:

Measurement grid: dx=8mm, dy=8mm, dz=5mm
Reference Value = 7.79 V/m; Power Drift = 0.061 dB
Peak SAR (extrapolated) = 1.98 W/kg
SAR(1 g) = 1.27 mW/g
Maximum value of SAR (measured) = 1.35 mW/g

Cheek/Touch, Ch.251, Ant.Fixed, Bat.Standard With BT ON/Area Scan (51x71x1):

Measurement grid: dx=20mm, dy=20mm
Maximum value of SAR (interpolated) = 1.34 mW/g

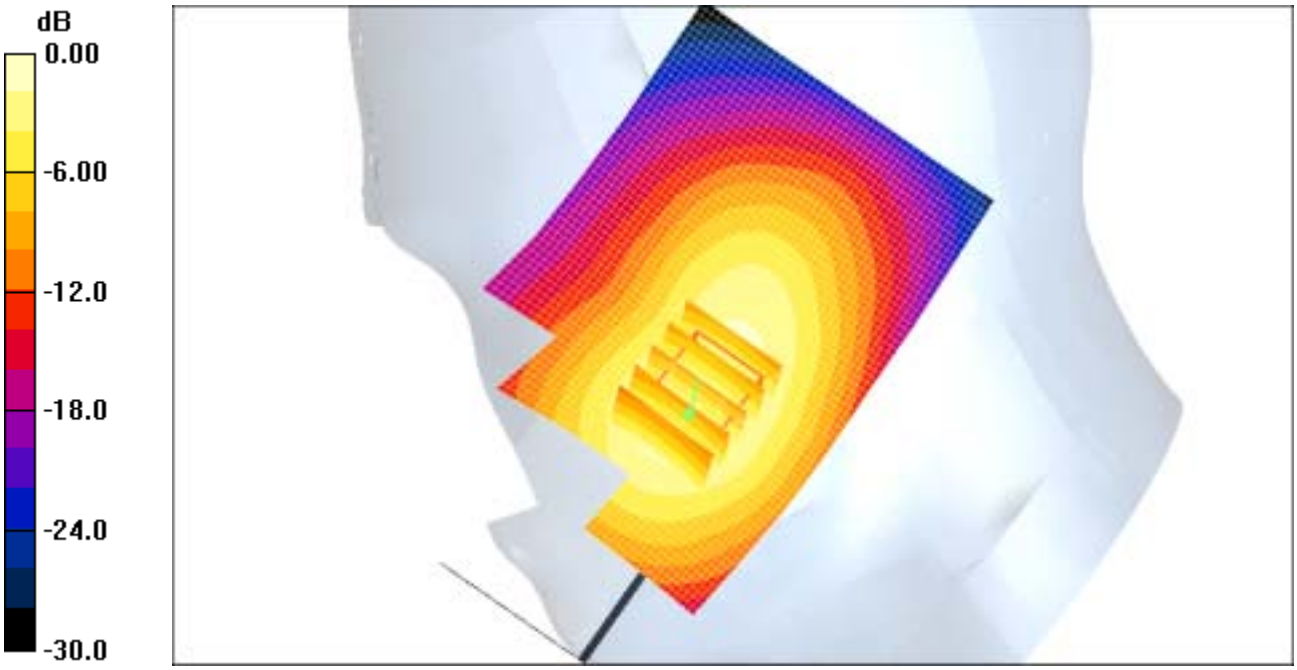

0 dB = 1.34mW/g

SAMSUNG FCC ID : A3LSGHD357 1900MHz GSM1900 Head SAR

DUT: SGH-D357; Serial: FC-108-B
Program Name: SGH-D357 GSM1900 Right (Job No. : FC-108)
Procedure Name: Cheek/Touch, Ch.512, Ant.Fixed, Bat.Standard
Procedure Notes: Meas.Tissue Temp(celsius)-22.5; Test Date-11/Aug/2005 [OET Bulletin 65-Supplement C, July 2001]

Communication System: GSM 1900; Frequency: 1850.2 MHz;Duty Cycle: 1:8.3
Medium parameters used: f = 1850.2 MHz; σ = 1.4 mho/m; ε_r = 38.8; ρ = 1000 kg/m^3
Phantom section: Right Section

DASY4 Configuration:
- Probe: ES3DV2 - SN3017; ConvF(5.11, 5.11, 5.11); Calibrated: 2004-09-24
- Sensor-Surface: 4mm (Mechanical Surface Detection)
- Electronics: DAE3 Sn468; Calibrated: 2004-12-07
- Phantom: SAM 1800/1900 MHz; Type: SAM; Serial: TP-1143
- Measurement SW: DASY4, V4.5 Build 19; Postprocessing SW: SEMCAD, V1.8 Build 146

Cheek/Touch, Ch.512, Ant.Fixed, Bat.Standard/Zoom Scan (5x5x7)/Cube 0:

Measurement grid: dx=8mm, dy=8mm, dz=5mm
Reference Value = 6.90 V/m; Power Drift = -0.125 dB
Peak SAR (extrapolated) = 2.33 W/kg
SAR(1 g) = 1.25 mW/g
Maximum value of SAR (measured) = 1.29 mW/g

Cheek/Touch, Ch.512, Ant.Fixed, Bat.Standard/Area Scan (51x71x1): Measurement grid: dx=20mm, dy=20mm
Maximum value of SAR (interpolated) = 1.34 mW/g

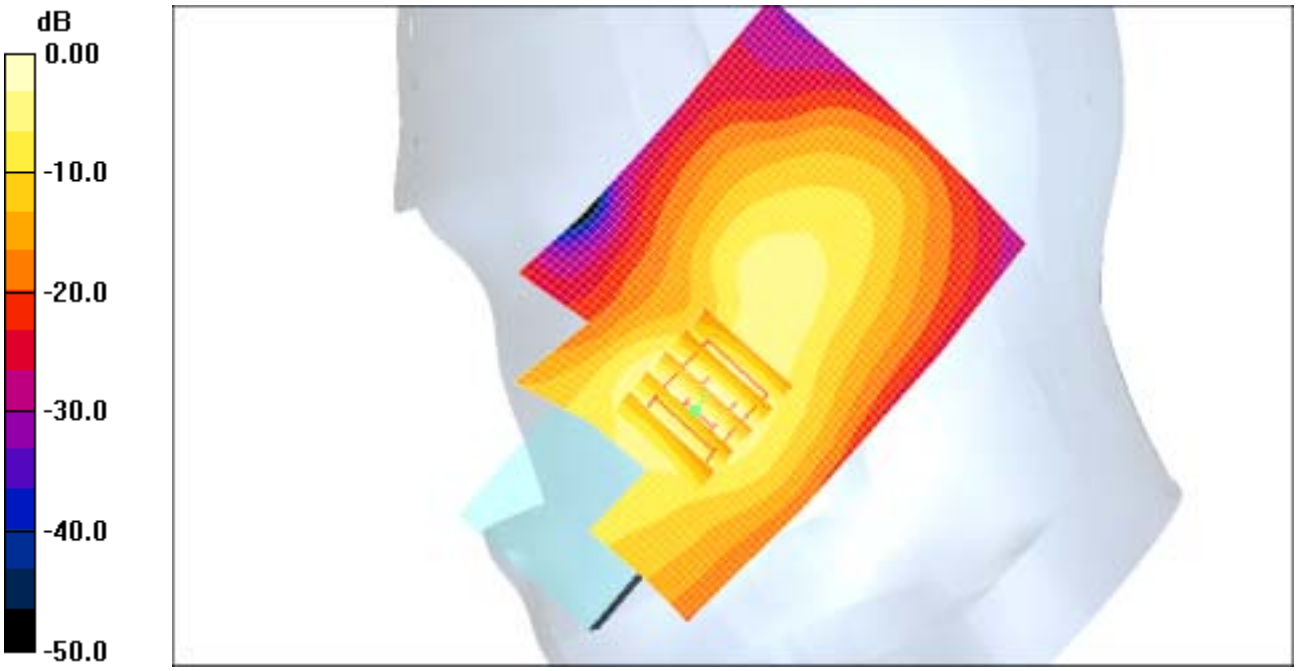

0 dB = 1.34mW/g

SAMSUNG FCC ID : A3LSGHD357 1900MHz GSM1900 Head SAR

DUT: SGH-D357; Serial: FC-108-B
Program Name: SGH-D357 GSM1900 Right (Job No. : FC-108)
Procedure Name: Ear/Tilt, Ch.661, Ant.Intenna, Bat.Standard
Procedure Notes: Meas.Tissue Temp(celsius)-22.5; Test Date-11/Aug/2005 [OET Bulletin 65-Supplement C, July 2001]

Communication System: GSM 1900; Frequency: 1880 MHz;Duty Cycle: 1:8.3
Medium parameters used: f = 1880 MHz; σ = 1.4 mho/m; ε_r = 38.8; ρ = 1000 kg/m^3
Phantom section: Right Section

DASY4 Configuration:
- Probe: ES3DV2 - SN3017; ConvF(5.11, 5.11, 5.11); Calibrated: 2004-09-24
- Sensor-Surface: 4mm (Mechanical Surface Detection)
- Electronics: DAE3 Sn468; Calibrated: 2004-12-07
- Phantom: SAM 1800/1900 MHz; Type: SAM; Serial: TP-1143
- Measurement SW: DASY4, V4.5 Build 19; Postprocessing SW: SEMCAD, V1.8 Build 146

Ear/Tilt, Ch.661, Ant.Intenna, Bat.Standard/Zoom Scan (5x5x7)/Cube 0:

Measurement grid: dx=8mm, dy=8mm, dz=5mm
Reference Value = 7.53 V/m; Power Drift = -0.053 dB
Peak SAR (extrapolated) = 0.222 W/kg
SAR(1 g) = 0.155 mW/g
Maximum value of SAR (measured) = 0.166 mW/g

Ear/Tilt, Ch.661, Ant.Intenna, Bat.Standard/Area Scan (51x71x1): Measurement grid: dx=20mm, dy=20mm
Maximum value of SAR (interpolated) = 0.174 mW/g

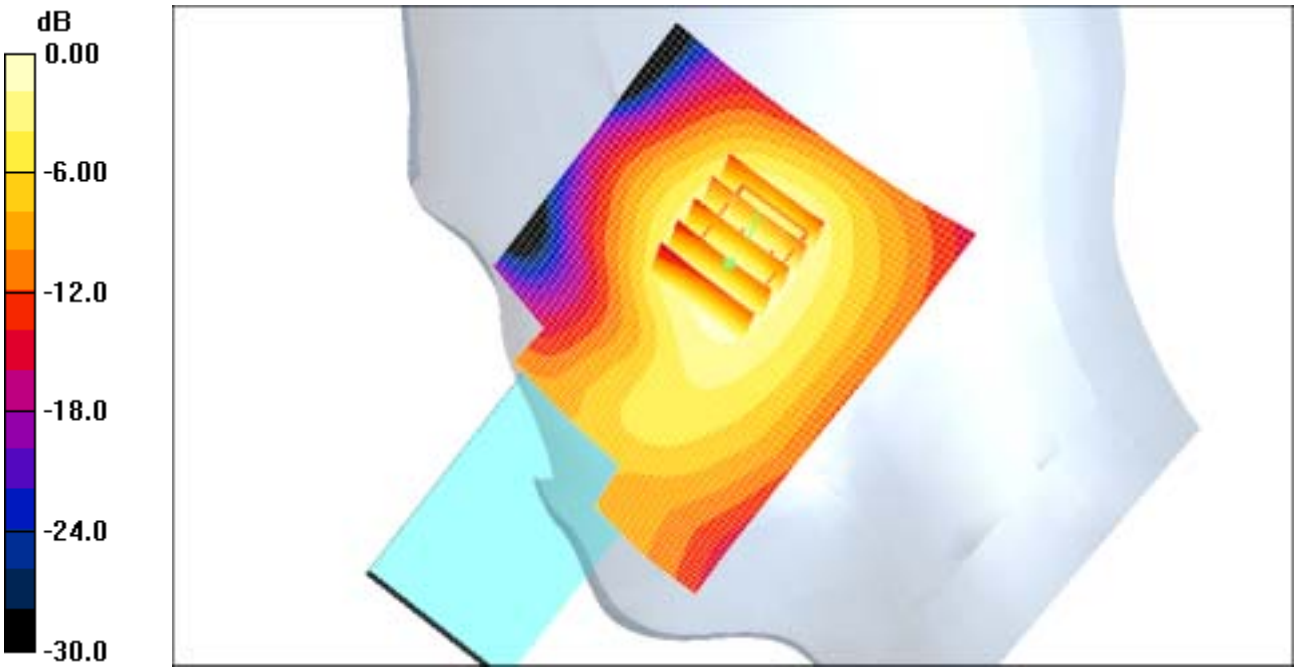

0 dB = 0.174mW/g

SAMSUNG FCC ID : A3LSGHD357 1900MHz GSM1900 Head SAR

DUT: SGH-D357; Serial: FC-108-B
Program Name: SGH-D357 GSM1900 Left (Job No. : FC-108)
Procedure Name: Cheek/Touch, Ch.512, Ant.Fixed, Bat.Standard
Procedure Notes: Meas.Tissue Temp(celsius)-22.5; Test Date-11/Aug/2005 [OET Bulletin 65-Supplement C, July 2001]

Communication System: GSM 1900; Frequency: 1850.2 MHz;Duty Cycle: 1:8.3
Medium parameters used: f = 1850.2 MHz; σ = 1.4 mho/m; ε_r = 38.8; ρ = 1000 kg/m^3
Phantom section: Left Section

DASY4 Configuration:
- Probe: ES3DV2 - SN3017; ConvF(5.11, 5.11, 5.11); Calibrated: 2004-09-24
- Sensor-Surface: 4mm (Mechanical Surface Detection)
- Electronics: DAE3 Sn468; Calibrated: 2004-12-07
- Phantom: SAM 1800/1900 MHz; Type: SAM; Serial: TP-1143
- Measurement SW: DASY4, V4.5 Build 19; Postprocessing SW: SEMCAD, V1.8 Build 146

Cheek/Touch, Ch.512, Ant.Fixed, Bat.Standard/Zoom Scan (5x5x7)/Cube 0:

Measurement grid: dx=8mm, dy=8mm, dz=5mm
Reference Value = 7.76 V/m; Power Drift = -0.058 dB
Peak SAR (extrapolated) = 1.23 W/kg
SAR(1 g) = 0.713 mW/g
Maximum value of SAR (measured) = 0.769 mW/g

Cheek/Touch, Ch.512, Ant.Fixed, Bat.Standard/Area Scan (51x71x1): Measurement grid: dx=20mm, dy=20mm
Maximum value of SAR (interpolated) = 0.778 mW/g



0 dB = 0.778mW/g

SAMSUNG FCC ID : A3LSGHD357 1900MHz GSM1900 Head SAR

DUT: SGH-D357; Serial: FC-108-B
Program Name: SGH-D357 GSM1900 Left (Job No. : FC-108)
Procedure Name: Ear/Tilt, Ch.661, Ant.Fixed, Bat.Standard
Procedure Notes: Meas.Tissue Temp(celsius)-22.5; Test Date-11/Aug/2005 [OET Bulletin 65-Supplement C, July 2001]

Communication System: GSM 1900; Frequency: 1880 MHz;Duty Cycle: 1:8.3
Medium parameters used: f = 1880 MHz; σ = 1.4 mho/m; ε_r = 38.8; ρ = 1000 kg/m^3
Phantom section: Left Section

DASY4 Configuration:
- Probe: ES3DV2 - SN3017; ConvF(5.11, 5.11, 5.11); Calibrated: 2004-09-24
- Sensor-Surface: 4mm (Mechanical Surface Detection)
- Electronics: DAE3 Sn468; Calibrated: 2004-12-07
- Phantom: SAM 1800/1900 MHz; Type: SAM; Serial: TP-1143
- Measurement SW: DASY4, V4.5 Build 19; Postprocessing SW: SEMCAD, V1.8 Build 146

Ear/Tilt, Ch.661, Ant.Fixed, Bat.Standard/Zoom Scan (5x5x7)/Cube 0: Measurement grid: dx=8mm, dy=8mm, dz=5mm
Reference Value = 8.18 V/m; Power Drift = 0.112 dB
Peak SAR (extrapolated) = 0.265 W/kg
SAR(1 g) = 0.182 mW/g
Maximum value of SAR (measured) = 0.191 mW/g

Ear/Tilt, Ch.661, Ant.Fixed, Bat.Standard/Area Scan (51x71x1): Measurement grid: dx=20mm, dy=20mm
Maximum value of SAR (interpolated) = 0.204 mW/g



0 dB = 0.204mW/g

SAMSUNG FCC ID : A3LSGHD357 1900MHz GSM1900 Head SAR

DUT: SGH-D357; Serial: FC-108-B
Program Name: SGH-D357 GSM1900 Right (Job No. : FC-108)
Procedure Name: Cheek/Touch, Ch.512, Ant.Fixed, Bat.Standard, with BT ON
Procedure Notes: Meas.Tissue Temp(celsius)-22.5; Test Date-11/Aug/2005 [OET Bulletin 65-Supplement C, July 2001]

Communication System: GSM 1900; Frequency: 1850.2 MHz;Duty Cycle: 1:8.3
Medium parameters used: f = 1850.2 MHz; σ = 1.4 mho/m; ε_r = 38.8; ρ = 1000 kg/m^3
Phantom section: Right Section

DASY4 Configuration:
- Probe: ES3DV2 - SN3017; ConvF(5.11, 5.11, 5.11); Calibrated: 2004-09-24
- Sensor-Surface: 4mm (Mechanical Surface Detection)
- Electronics: DAE3 Sn468; Calibrated: 2004-12-07
- Phantom: SAM 1800/1900 MHz; Type: SAM; Serial: TP-1143
- Measurement SW: DASY4, V4.5 Build 19; Postprocessing SW: SEMCAD, V1.8 Build 146

Cheek/Touch, Ch.512, Ant.Fixed, Bat.Standard, with BT ON/Area Scan (51x71x1):

Measurement grid: dx=20mm, dy=20mm
Maximum value of SAR (interpolated) = 1.34 mW/g

Cheek/Touch, Ch.512, Ant.Fixed, Bat.Standard, with BT ON/Zoom Scan (5x5x7)/Cube 0:

Measurement grid: dx=8mm, dy=8mm, dz=5mm
Reference Value = 6.86 V/m; Power Drift = -0.096 dB
Peak SAR (extrapolated) = 2.28 W/kg
SAR(1 g) = 1.24 mW/g
Maximum value of SAR (measured) = 1.30 mW/g



0 dB = 1.30mW/g

SAMSUNG FCC ID : A3LSGHD357 835MHz GSM850 Face SAR

DUT: SGH-D357 (Body); Serial: FC-108-B
Program Name: SGH-D357 GSM850 PTT (Job No. : FC-108)
Procedure Name: PTT, Ch.128, Ant.Fixed, Bat.Standard
Procedure Notes: Meas.Tissue Temp(celsius)-21.6;Test Date-10/Aug/2005[OET Bulletin 65-Supplement C, July 2001]

Communication System: GSM 850; Frequency: 824.2 MHz;Duty Cycle: 1:8.3
Medium parameters used: f = 824.2 MHz; σ = 0.89 mho/m; ε_r = 40.4; ρ = 1000 kg/m^3
Phantom section: Flat Section

DASY4 Configuration:
- Probe: ES3DV2 - SN3017; ConvF(6.33, 6.33, 6.33); Calibrated: 2004-09-24
- Sensor-Surface: 4mm (Mechanical Surface Detection)
- Electronics: DAE3 Sn468; Calibrated: 2004-12-07
- Phantom: SAM 835/900 MHz; Type: SAM; Serial: TP-1141
- Measurement SW: DASY4, V4.5 Build 19; Postprocessing SW: SEMCAD, V1.8 Build 146

PTT, Ch.128, Ant.Fixed, Bat.Standard/Zoom Scan (5x5x7)/Cube 0: Measurement grid: dx=8mm, dy=8mm, dz=5mm
Reference Value = 10.8 V/m; Power Drift = 0.090 dB
Peak SAR (extrapolated) = 0.142 W/kg
SAR(1 g) = 0.108 mW/g
Maximum value of SAR (measured) = 0.114 mW/g

PTT, Ch.128, Ant.Fixed, Bat.Standard/Area Scan (51x71x1): Measurement grid: dx=20mm, dy=20mm
Maximum value of SAR (interpolated) = 0.116 mW/g

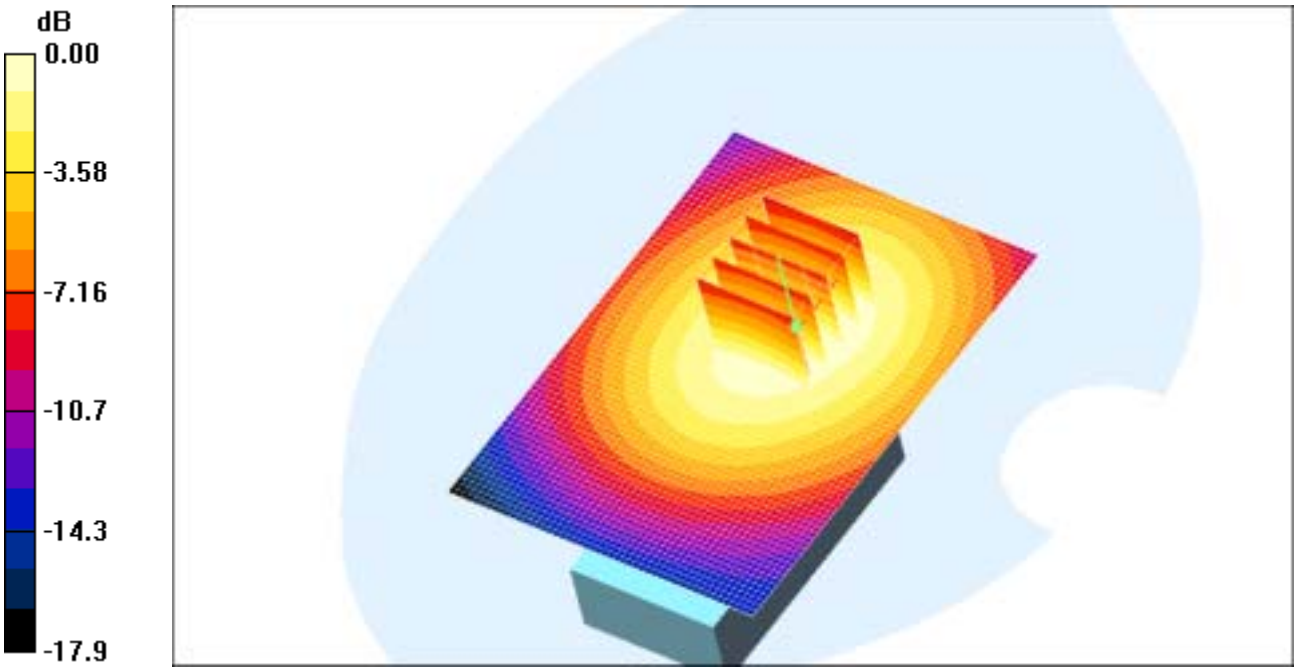

0 dB = 0.116mW/g

SAMSUNG FCC ID : A3LSGHD357 835MHz GSM850 Face SAR

DUT: SGH-D357 (Body); Serial: FC-108-B
Program Name: SGH-D357 GSM850 PTT (Job No. : FC-108)
Procedure Name: PTT, Ch.128, Ant.Fixed, Bat.Standard with BT ON
Procedure Notes: Meas.Tissue Temp(celsius)-21.6;Test Date-10/Aug/2005[OET Bulletin 65-Supplement C, July 2001]

Communication System: GSM 850; Frequency: 824.2 MHz;Duty Cycle: 1:8.3
Medium parameters used: f = 824.2 MHz; σ = 0.89 mho/m; ε_r = 40.4; ρ = 1000 kg/m^3
Phantom section: Flat Section

DASY4 Configuration:
- Probe: ES3DV2 - SN3017; ConvF(6.33, 6.33, 6.33); Calibrated: 2004-09-24
- Sensor-Surface: 4mm (Mechanical Surface Detection)
- Electronics: DAE3 Sn468; Calibrated: 2004-12-07
- Phantom: SAM 835/900 MHz; Type: SAM; Serial: TP-1141
- Measurement SW: DASY4, V4.5 Build 19; Postprocessing SW: SEMCAD, V1.8 Build 146

PTT, Ch.128, Ant.Fixed, Bat.Standard with BT ON/Zoom Scan (5x5x7)/Cube 0:

Measurement grid: dx=8mm, dy=8mm, dz=5mm
Reference Value = 11.0 V/m; Power Drift = -0.031 dB
Peak SAR (extrapolated) = 0.135 W/kg
SAR(1 g) = 0.102 mW/g
Maximum value of SAR (measured) = 0.108 mW/g

PTT, Ch.128, Ant.Fixed, Bat.Standard with BT ON/Area Scan (51x71x1):

Measurement grid: dx=20mm, dy=20mm
Maximum value of SAR (interpolated) = 0.110 mW/g

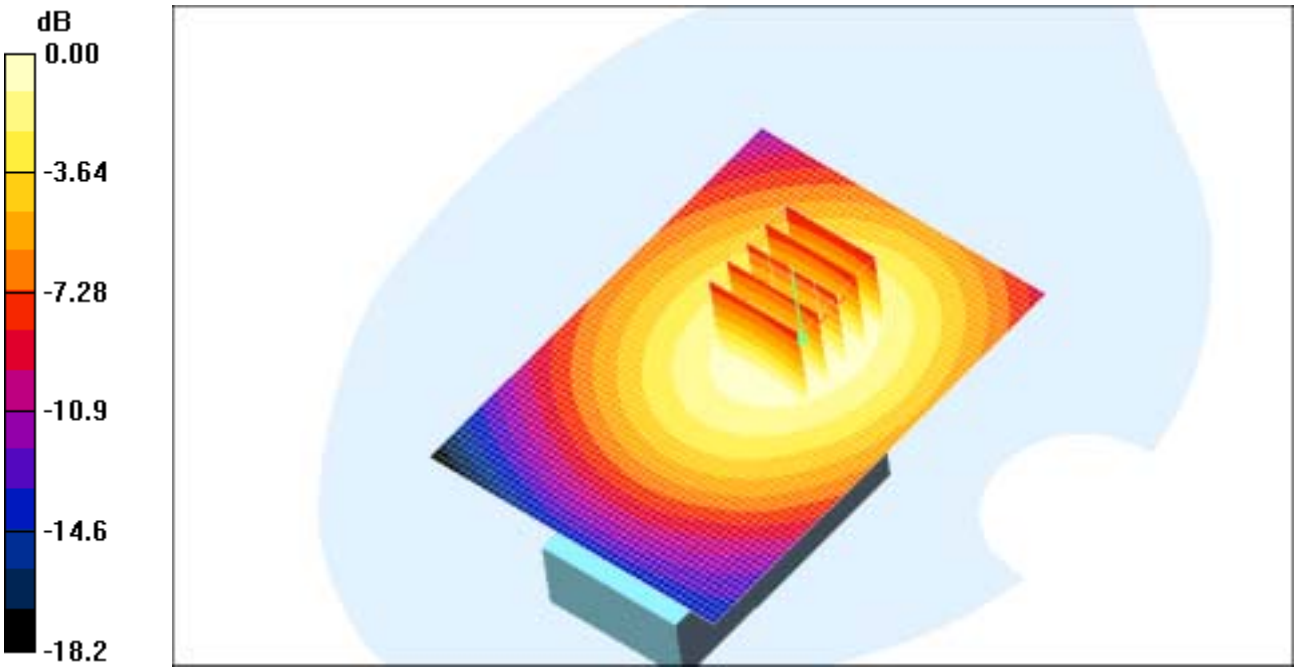

0 dB = 0.110mW/g

SAMSUNG FCC ID : A3LSGHD357 1900MHz GSM1900 Face SAR

DUT: SGH-D357 (Body); Serial: FC-108-B
Program Name: SGH-D357 GSM1900 Body (Job No. : FC-108)
Procedure Name: PTT, Ch.512, Ant.Fixed, Bat.Standard
Procedure Notes: Meas.Tissue Temp(celsius)-22.5;Test Date-11/Aug/2005[OET Bulletin 65-Supplement C, July 2001]

Communication System: GSM 1900; Frequency: 1850.2 MHz;Duty Cycle: 1:8.3
Medium parameters used: f = 1850.2 MHz; σ = 1.4 mho/m; ε_r = 38.8; ρ = 1000 kg/m^3
Phantom section: Flat Section

DASY4 Configuration:
- Probe: ES3DV2 - SN3017; ConvF(5.11, 5.11, 5.11); Calibrated: 2004-09-24
- Sensor-Surface: 4mm (Mechanical Surface Detection)
- Electronics: DAE3 Sn468; Calibrated: 2004-12-07
- Phantom: SAM 1800/1900 MHz; Type: SAM; Serial: TP-1143
- Measurement SW: DASY4, V4.5 Build 19; Postprocessing SW: SEMCAD, V1.8 Build 146

PTT, Ch.512, Ant.Fixed, Bat.Standard/Zoom Scan (5x5x7)/Cube 0: Measurement grid: dx=8mm, dy=8mm, dz=5mm
Reference Value = 5.51 V/m; Power Drift = 0.191 dB
Peak SAR (extrapolated) = 0.147 W/kg
SAR(1 g) = 0.101 mW/g
Maximum value of SAR (measured) = 0.107 mW/g

PTT, Ch.512, Ant.Fixed, Bat.Standard/Area Scan (51x71x1): Measurement grid: dx=20mm, dy=20mm
Maximum value of SAR (interpolated) = 0.114 mW/g

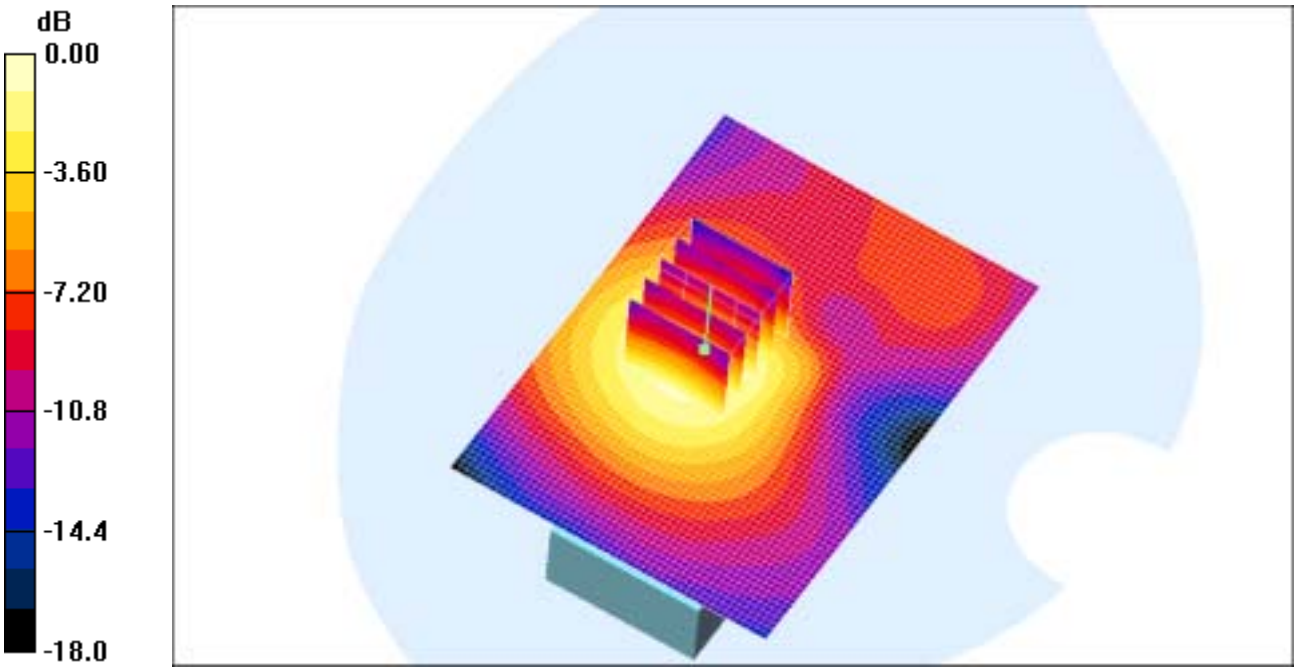

0 dB = 0.114mW/g

SAMSUNG FCC ID : A3LSGHD357 1900MHz GSM1900 Face SAR

DUT: SGH-D357 (Body); Serial: FC-108-B
Program Name: SGH-D357 GSM1900 Body (Job No. : FC-108)
Procedure Name: PTT, Ch.512, Ant.Fixed, Bat.Standard with BT ON
Procedure Notes: Meas.Tissue Temp(celsius)-22.5;Test Date-11/Aug/2005[OET Bulletin 65-Supplement C, July 2001]

Communication System: GSM 1900; Frequency: 1850.2 MHz;Duty Cycle: 1:8.3
Medium parameters used: f = 1850.2 MHz; σ = 1.4 mho/m; ε_r = 38.8; ρ = 1000 kg/m^3
Phantom section: Flat Section

DASY4 Configuration:
- Probe: ES3DV2 - SN3017; ConvF(5.11, 5.11, 5.11); Calibrated: 2004-09-24
- Sensor-Surface: 4mm (Mechanical Surface Detection)
- Electronics: DAE3 Sn468; Calibrated: 2004-12-07
- Phantom: SAM 1800/1900 MHz; Type: SAM; Serial: TP-1143
- Measurement SW: DASY4, V4.5 Build 19; Postprocessing SW: SEMCAD, V1.8 Build 146

PTT, Ch.512, Ant.Fixed, Bat.Standard with BT ON/Zoom Scan (5x5x7)/Cube 0:

Measurement grid: dx=8mm, dy=8mm, dz=5mm
Reference Value = 4.70 V/m; Power Drift = 0.174 dB
Peak SAR (extrapolated) = 0.144 W/kg
SAR(1 g) = 0.097 mW/g
Maximum value of SAR (measured) = 0.103 mW/g

PTT, Ch.512, Ant.Fixed, Bat.Standard with BT ON/Area Scan (51x71x1):

Measurement grid: dx=20mm, dy=20mm
Maximum value of SAR (interpolated) = 0.110 mW/g

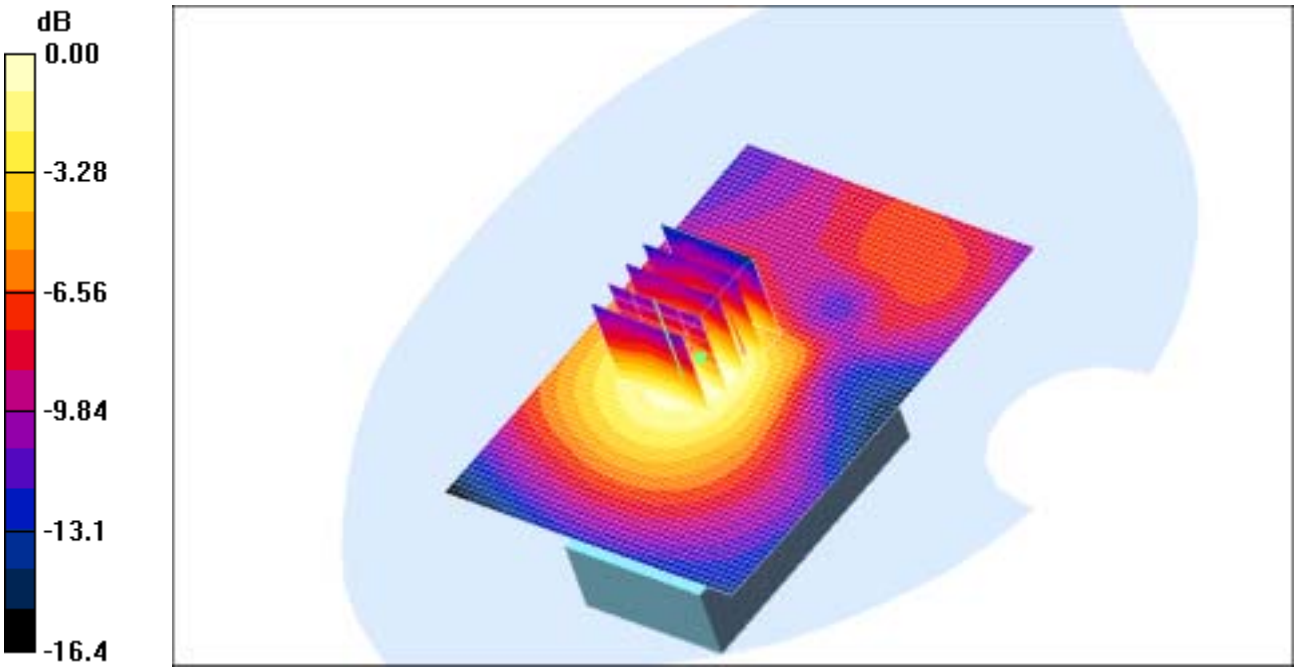

0 dB = 0.110mW/g

SAMSUNG FCC ID : A3LSGHD357 835MHz GSM850 Body SAR

DUT: SGH-D357 (Body); Serial: FC-108-B
Program Name: SGH-D357 GSM850 Body (Job No. : FC-108)
Procedure Name: Body, Ch.251, Ant.Fixed, Bat.Standard, Holster.90 degree
Procedure Notes: Meas.Tissue Temp(celsius)-21.6; Test Date-10/Aug/2005 [OET Bulletin 65-Supplement C, July 2001]

Communication System: GSM 850 (GPRS); Frequency: 848.8 MHz;Duty Cycle: 1:4.15
Medium parameters used: f = 848.8 MHz; σ = 0.96 mho/m; ε_r = 53.7; ρ = 1000 kg/m^3
Phantom section: Flat Section

DASY4 Configuration:
- Probe: ES3DV2 - SN3017; ConvF(6.28, 6.28, 6.28); Calibrated: 2004-09-24
- Sensor-Surface: 4mm (Mechanical Surface Detection)
- Electronics: DAE3 Sn468; Calibrated: 2004-12-07
- Phantom: SAM 1800/1900 MHz; Type: SAM; Serial: TP-1143
- Measurement SW: DASY4, V4.5 Build 19; Postprocessing SW: SEMCAD, V1.8 Build 146

Body, Ch.251, Ant.Fixed, Bat.Standard, Holster.90 degree/Zoom Scan (5x5x7)/Cube 0:

Measurement grid: dx=8mm, dy=8mm, dz=5mm
Reference Value = 24.4 V/m; Power Drift = 0.174 dB
Peak SAR (extrapolated) = 0.910 W/kg
SAR(1 g) = 0.669 mW/g
Maximum value of SAR (measured) = 0.708 mW/g

Body, Ch.251, Ant.Fixed, Bat.Standard, Holster.90 degree/Area Scan (51x71x1):

Measurement grid: dx=20mm, dy=20mm
Maximum value of SAR (interpolated) = 0.737 mW/g

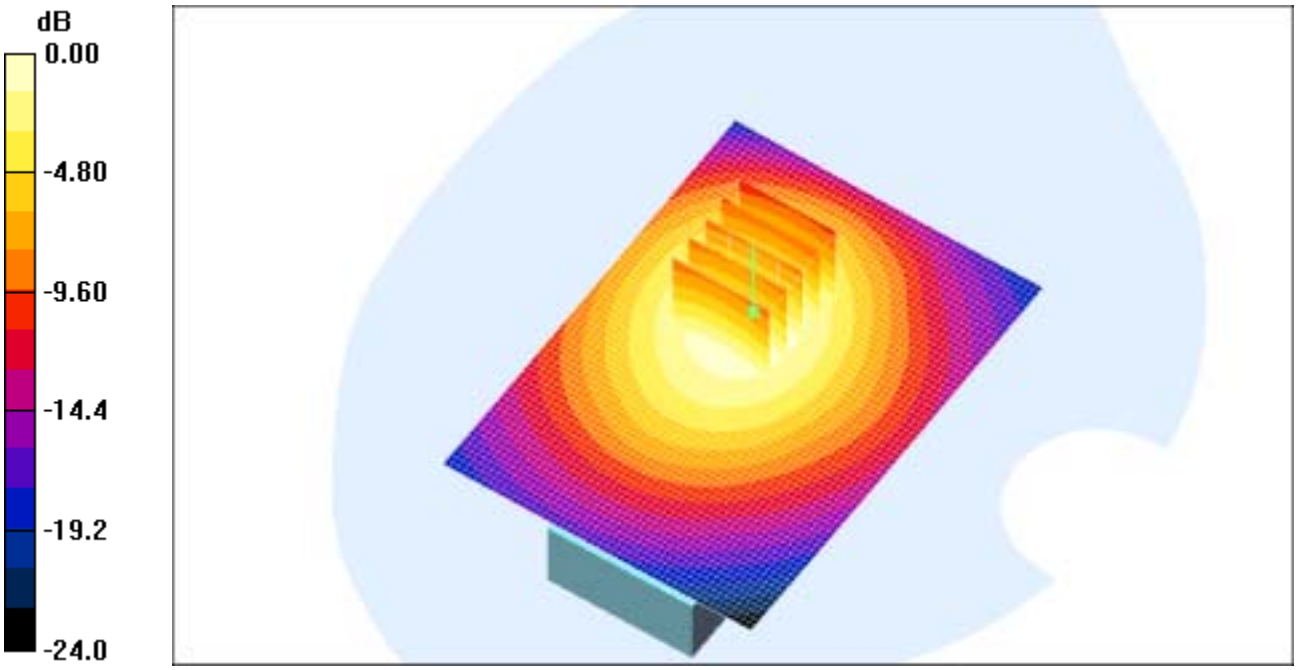

0 dB = 0.737mW/g

SAMSUNG FCC ID : A3LSGHD357 835MHz GSM850 Body SAR

DUT: SGH-D357 (Body); Serial: FC-108-B
Program Name: SGH-D357 GSM850 Body (Job No. : FC-108)
Procedure Name: Body, Ch.251, Ant.Fixed, Bat.Standard, Holster.90 degree, With BT ON
Procedure Notes: Meas.Tissue Temp(celsius)-21.6; Test Date-10/Aug/2005 [OET Bulletin 65-Supplement C, July 2001]

Communication System: GSM 850 (GPRS); Frequency: 848.8 MHz;Duty Cycle: 1:4.15
Medium parameters used: f = 848.8 MHz; σ = 0.96 mho/m; ε_r = 53.7; ρ = 1000 kg/m^3
Phantom section: Flat Section

DASY4 Configuration:
- Probe: ES3DV2 - SN3017; ConvF(6.28, 6.28, 6.28); Calibrated: 2004-09-24
- Sensor-Surface: 4mm (Mechanical Surface Detection)
- Electronics: DAE3 Sn468; Calibrated: 2004-12-07
- Phantom: SAM 1800/1900 MHz; Type: SAM; Serial: TP-1143
- Measurement SW: DASY4, V4.5 Build 19; Postprocessing SW: SEMCAD, V1.8 Build 146

Body, Ch.251, Ant.Fixed, Bat.Standard, Holster.90 degree, With BT ON/Area Scan (51x71x1): Measurement grid: dx=20mm, dy=20mm
Maximum value of SAR (interpolated) = 0.657 mW/g

Body, Ch.251, Ant.Fixed, Bat.Standard, Holster.90 degree, With BT ON/Zoom Scan (5x5x7)/Cube 0: Measurement grid: dx=8mm, dy=8mm, dz=5mm
Reference Value = 22.9 V/m; Power Drift = -0.110 dB
Peak SAR (extrapolated) = 0.805 W/kg
SAR(1 g) = 0.595 mW/g
Maximum value of SAR (measured) = 0.638 mW/g



0 dB = 0.638mW/g

SAMSUNG FCC ID : A3LSGHD357 1900MHz GSM1900 Body SAR

DUT: SGH-D357 (Body); Serial: FC-108-B
Program Name: SGH-D357 GSM1900 Body (Job No. : FC-108)
Procedure Name: Body, Ch.661, Ant.Fixed, Bat.Standard, Holster +90 degree
Procedure Notes: Meas.Tissue Temp(celsius)-22.5;Test Date-11/Aug/2005[OET Bulletin 65-Supplement C, July 2001]

Communication System: Body GPRS ; Frequency: 1880 MHz;Duty Cycle: 1:4.15
Medium parameters used: f = 1880 MHz; σ = 1.53 mho/m; ε_r = 51.7; ρ = 1000 kg/m^3
Phantom section: Flat Section

DASY4 Configuration:
- Probe: ES3DV2 - SN3017; ConvF(4.46, 4.46, 4.46); Calibrated: 2004-09-24
- Sensor-Surface: 4mm (Mechanical Surface Detection)
- Electronics: DAE3 Sn468; Calibrated: 2004-12-07
- Phantom: SAM 835/900 MHz; Type: SAM; Serial: TP-1141
- Measurement SW: DASY4, V4.5 Build 19; Postprocessing SW: SEMCAD, V1.8 Build 146

Body, Ch.661, Ant.Fixed, Bat.Standard, Holster +90 degree/Zoom Scan (5x5x7)/Cube 0:

Measurement grid: dx=8mm, dy=8mm, dz=5mm
Reference Value = 11.3 V/m; Power Drift = -0.036 dB
Peak SAR (extrapolated) = 0.419 W/kg
SAR(1 g) = 0.280 mW/g
Maximum value of SAR (measured) = 0.297 mW/g

Body, Ch.661, Ant.Fixed, Bat.Standard, Holster +90 degree/Area Scan (51x71x1):

Measurement grid: dx=20mm, dy=20mm
Maximum value of SAR (interpolated) = 0.308 mW/g

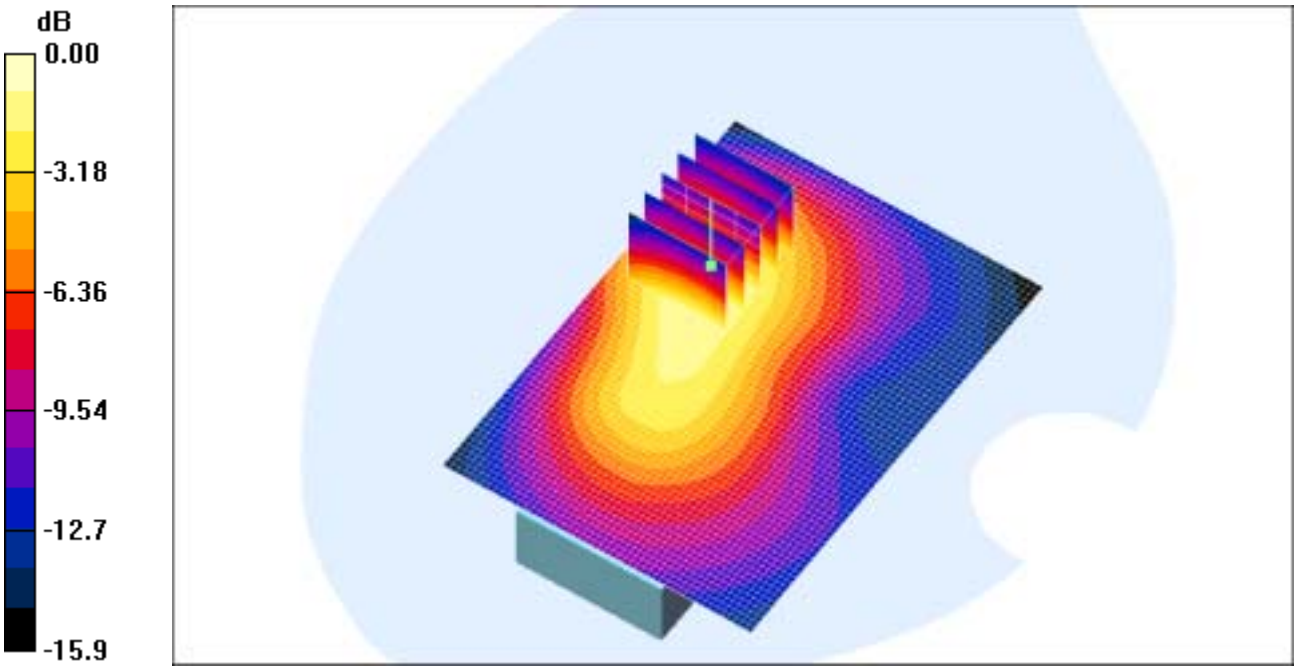

0 dB = 0.308mW/g

SAMSUNG FCC ID : A3LSGHD357 1900MHz GSM1900 Body SAR

DUT: SGH-D357 (Body); Serial: FC-108-B
Program Name: SGH-D357 GSM1900 Body (Job No. : FC-108)
Procedure Name: Body, Ch.661, Ant.Fixed, Bat.Standard, Holster +90 degree, with BT ON
Procedure Notes: Meas.Tissue Temp(celsius)-22.5;Test Date-11/Aug/2005[OET Bulletin 65-Supplement C, July 2001]

Communication System: Body GPRS ; Frequency: 1880 MHz;Duty Cycle: 1:4.15
Medium parameters used: f = 1880 MHz; σ = 1.53 mho/m; ε_r = 51.7; ρ = 1000 kg/m^3
Phantom section: Flat Section

DASY4 Configuration:
- Probe: ES3DV2 - SN3017; ConvF(4.46, 4.46, 4.46); Calibrated: 2004-09-24
- Sensor-Surface: 4mm (Mechanical Surface Detection)
- Electronics: DAE3 Sn468; Calibrated: 2004-12-07
- Phantom: SAM 835/900 MHz; Type: SAM; Serial: TP-1141
- Measurement SW: DASY4, V4.5 Build 19; Postprocessing SW: SEMCAD, V1.8 Build 146

Body, Ch.661, Ant.Fixed, Bat.Standard, Holster +90 degree, with BT ON/Zoom Scan (5x5x7)/Cube 0: Measurement grid: dx=8mm, dy=8mm, dz=5mm
Reference Value = 11.2 V/m; Power Drift = -0.112 dB
Peak SAR (extrapolated) = 0.380 W/kg
SAR(1 g) = 0.261 mW/g
Maximum value of SAR (measured) = 0.281 mW/g

Body, Ch.661, Ant.Fixed, Bat.Standard, Holster +90 degree, with BT ON/Area Scan (51x71x1): Measurement grid: dx=20mm, dy=20mm
Maximum value of SAR (interpolated) = 0.304 mW/g

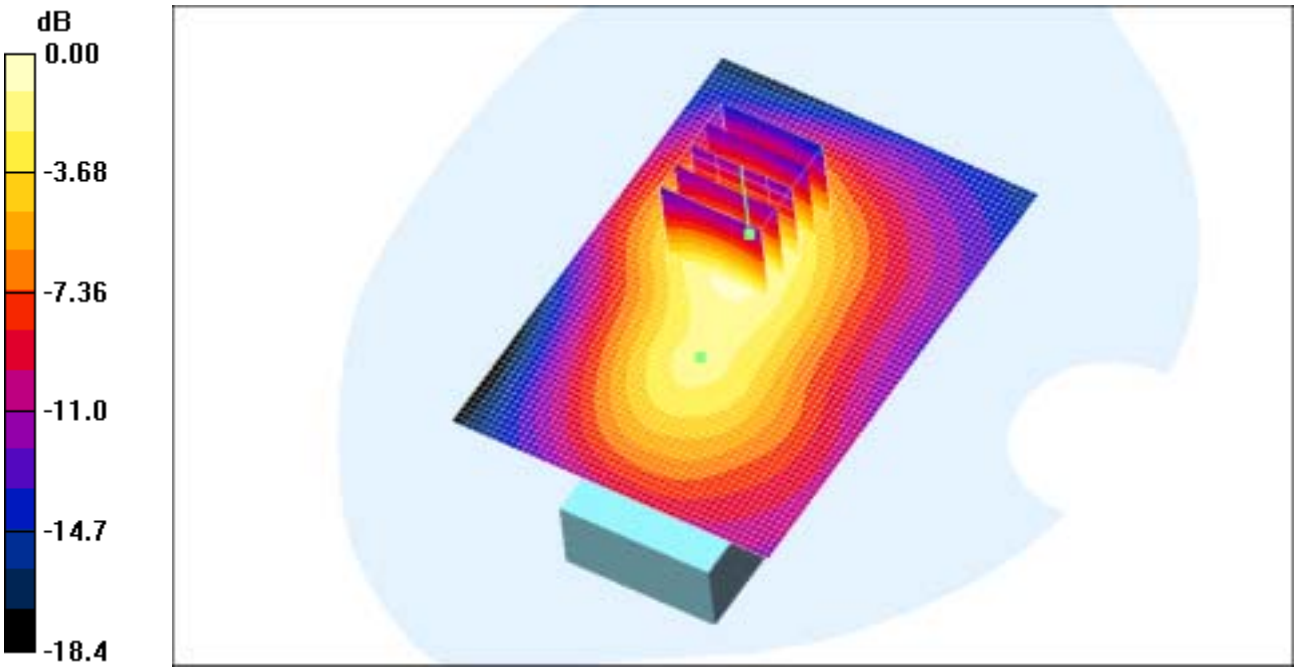

0 dB = 0.304mW/g

SAMSUNG FCC ID : A3LSGHD357 835MHz GSM850 Head SAR

DUT: SGH-D357; Serial: FC-108-B
Program Name: SGH-D357 GSM850 Right (Job No. : FC-108)
Procedure Name: Cheek/Touch, Ch.251, Ant.Fixed, Bat.Standard
Procedure Notes: Meas.Tissue Temp(celsius)-21.6; Test Date-10/Aug/2005 [OET Bulletin 65-Supplement C, July 2001]

Communication System: GSM850; Frequency: 848.8 MHz;Duty Cycle: 1:8.3
Medium parameters used: f = 848.8 MHz; σ = 0.89 mho/m; ε_r = 40.4; ρ = 1000 kg/m^3
Phantom section: Right Section

DASY4 Configuration:
- Probe: ES3DV2 - SN3017; ConvF(6.33, 6.33, 6.33); Calibrated: 2004-09-24
- Sensor-Surface: 4mm (Mechanical Surface Detection)
- Electronics: DAE3 Sn468; Calibrated: 2004-12-07
- Phantom: SAM 835/900 MHz; Type: SAM; Serial: TP-1141
- Measurement SW: DASY4, V4.5 Build 19; Postprocessing SW: SEMCAD, V1.8 Build 146

Cheek/Touch, Ch.251, Ant.Fixed, Bat.Standard/Area Scan (51x71x1): Measurement grid: dx=20mm, dy=20mm
Maximum value of SAR (interpolated) = 1.44 mW/g

Cheek/Touch, Ch.251, Ant.Fixed, Bat.Standard/Zoom Scan (5x5x7)/Cube 0:
Measurement grid: dx=8mm, dy=8mm, dz=5mm
Reference Value = 7.37 V/m; Power Drift = -0.109 dB
Peak SAR (extrapolated) = 2.15 W/kg
SAR(1 g) = 1.37 mW/g
Maximum value of SAR (measured) = 1.48 mW/g

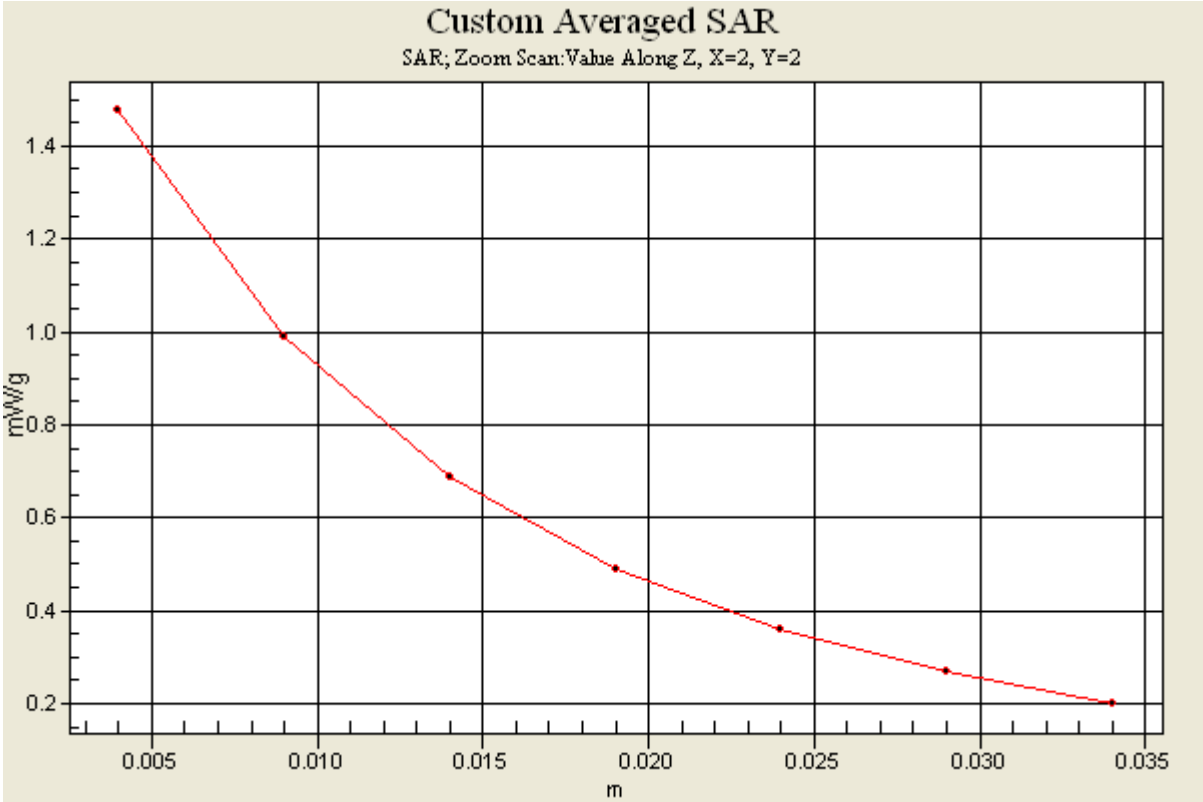

SAMSUNG FCC ID : A3LSGHD357 835MHz GSM850 Head SAR

DUT: SGH-D357; Serial: FC-108-B
Program Name: SGH-D357 GSM850 Right (Job No. : FC-108)
Procedure Name: Cheek/Touch, Ch.251, Ant.Fixed, Bat.Standard With BT ON
Procedure Notes: Meas.Tissue Temp(celsius)-21.6; Test Date-10/Aug/2005 [OET Bulletin 65-Supplement C, July 2001]

Communication System: GSM850; Frequency: 848.8 MHz;Duty Cycle: 1:8.3
Medium parameters used: f = 848.8 MHz; σ = 0.89 mho/m; ε_r = 40.4; ρ = 1000 kg/m^3
Phantom section: Right Section

DASY4 Configuration:
- Probe: ES3DV2 - SN3017; ConvF(6.33, 6.33, 6.33); Calibrated: 2004-09-24
- Sensor-Surface: 4mm (Mechanical Surface Detection)
- Electronics: DAE3 Sn468; Calibrated: 2004-12-07
- Phantom: SAM 835/900 MHz; Type: SAM; Serial: TP-1141
- Measurement SW: DASY4, V4.5 Build 19; Postprocessing SW: SEMCAD, V1.8 Build 146

Cheek/Touch, Ch.251, Ant.Fixed, Bat.Standard With BT ON/Area Scan (51x71x1):
Measurement grid: dx=20mm, dy=20mm
Maximum value of SAR (interpolated) = 1.34 mW/g

Cheek/Touch, Ch.251, Ant.Fixed, Bat.Standard With BT ON/Zoom Scan (5x5x7)/Cube 0:
Measurement grid: dx=8mm, dy=8mm, dz=5mm
Reference Value = 7.79 V/m; Power Drift = 0.061 dB
Peak SAR (extrapolated) = 1.98 W/kg
SAR(1 g) = 1.27 mW/g
Maximum value of SAR (measured) = 1.35 mW/g

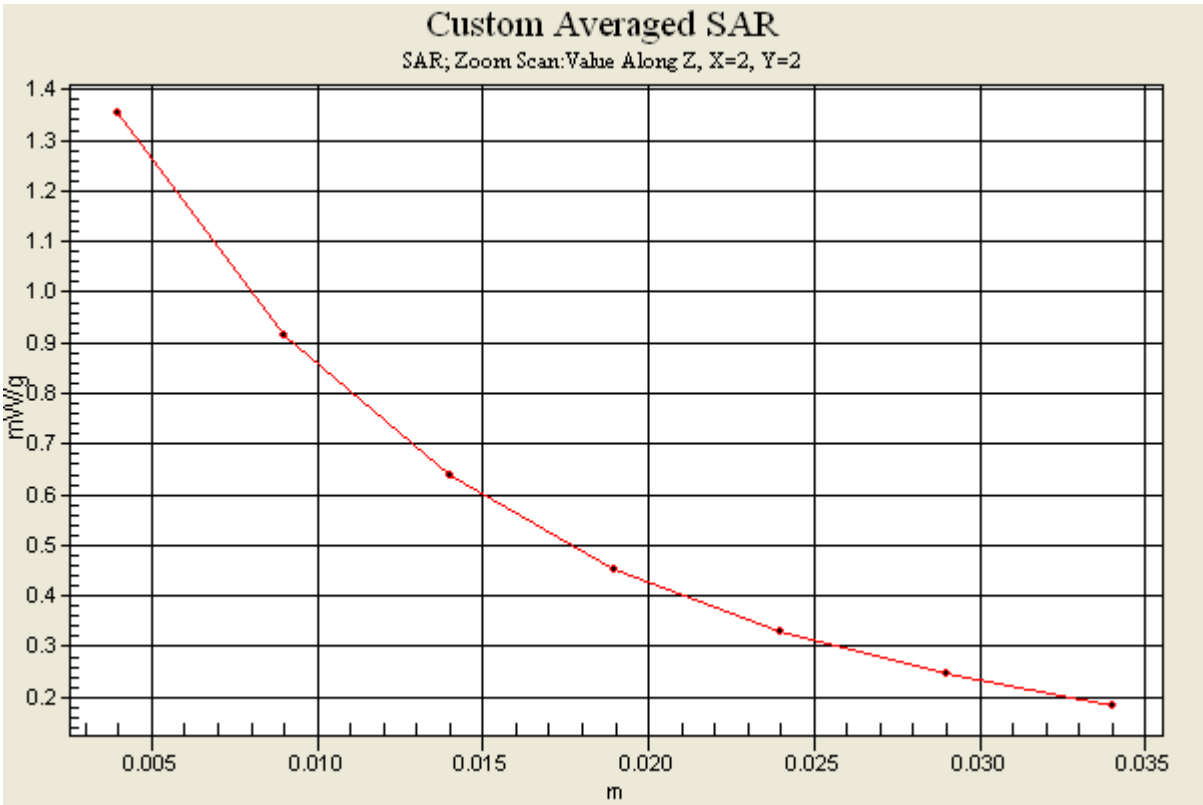

SAMSUNG FCC ID : A3LSGHD357 1900MHz GSM1900 Head SAR

DUT: SGH-D357; Serial: FC-108-B
Program Name: SGH-D357 GSM1900 Right (Job No. : FC-108)
Procedure Name: Cheek/Touch, Ch.512, Ant.Fixed, Bat.Standard
Procedure Notes: Meas.Tissue Temp(celsius)-22.5; Test Date-11/Aug/2005 [OET Bulletin 65-Supplement C, July 2001]

Communication System: GSM 1900; Frequency: 1850.2 MHz;Duty Cycle: 1:8.3
Medium parameters used: f = 1850.2 MHz; σ = 1.4 mho/m; ε_r = 38.8; ρ = 1000 kg/m^3
Phantom section: Right Section

DASY4 Configuration:
- Probe: ES3DV2 - SN3017; ConvF(5.11, 5.11, 5.11); Calibrated: 2004-09-24
- Sensor-Surface: 4mm (Mechanical Surface Detection)
- Electronics: DAE3 Sn468; Calibrated: 2004-12-07
- Phantom: SAM 1800/1900 MHz; Type: SAM; Serial: TP-1143
- Measurement SW: DASY4, V4.5 Build 19; Postprocessing SW: SEMCAD, V1.8 Build 146

Cheek/Touch, Ch.512, Ant.Fixed, Bat.Standard/Area Scan (51x71x1): Measurement grid: dx=20mm, dy=20mm
Maximum value of SAR (interpolated) = 1.34 mW/g

Cheek/Touch, Ch.512, Ant.Fixed, Bat.Standard/Zoom Scan (5x5x7)/Cube 0:
Measurement grid: dx=8mm, dy=8mm, dz=5mm
Reference Value = 6.90 V/m; Power Drift = -0.125 dB
Peak SAR (extrapolated) = 2.33 W/kg
SAR(1 g) = 1.25 mW/g
Maximum value of SAR (measured) = 1.29 mW/g

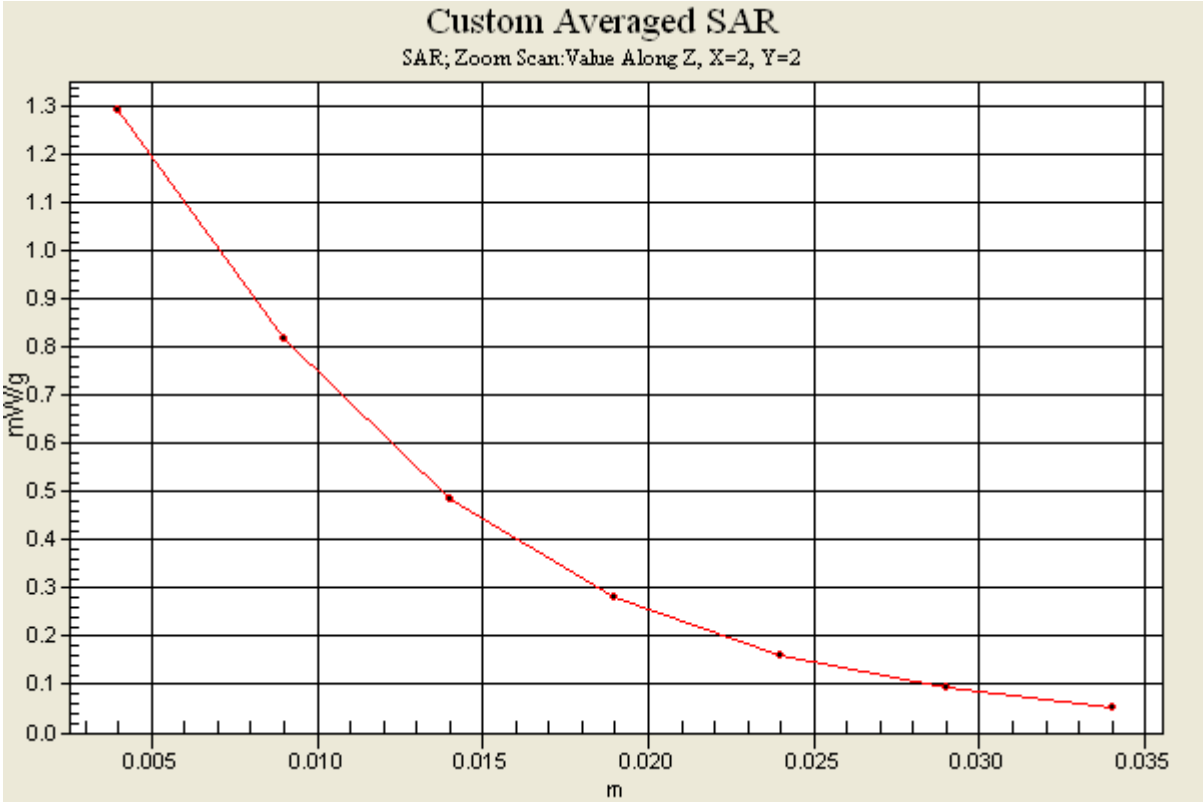

SAMSUNG FCC ID : A3LSGHD357 1900MHz GSM1900 Head SAR

DUT: SGH-D357; Serial: FC-108-B
Program Name: SGH-D357 GSM1900 Right (Job No. : FC-108)
Procedure Name: Cheek/Touch, Ch.512, Ant.Fixed, Bat.Standard, with BT ON
Procedure Notes: Meas.Tissue Temp(celsius)-22.5; Test Date-11/Aug/2005 [OET Bulletin 65-Supplement C, July 2001]

Communication System: GSM 1900; Frequency: 1850.2 MHz;Duty Cycle: 1:8.3
Medium parameters used: f = 1850.2 MHz; σ = 1.4 mho/m; ε_r = 38.8; ρ = 1000 kg/m^3
Phantom section: Right Section

DASY4 Configuration:
- Probe: ES3DV2 - SN3017; ConvF(5.11, 5.11, 5.11); Calibrated: 2004-09-24
- Sensor-Surface: 4mm (Mechanical Surface Detection)
- Electronics: DAE3 Sn468; Calibrated: 2004-12-07
- Phantom: SAM 1800/1900 MHz; Type: SAM; Serial: TP-1143
- Measurement SW: DASY4, V4.5 Build 19; Postprocessing SW: SEMCAD, V1.8 Build 146

Cheek/Touch, Ch.512, Ant.Fixed, Bat.Standard, with BT ON/Area Scan (51x71x1):

Measurement grid: dx=20mm, dy=20mm
Maximum value of SAR (interpolated) = 1.34 mW/g

Cheek/Touch, Ch.512, Ant.Fixed, Bat.Standard, with BT ON/Zoom Scan (5x5x7)/Cube 0:

Measurement grid: dx=8mm, dy=8mm, dz=5mm
Reference Value = 6.86 V/m; Power Drift = -0.096 dB
Peak SAR (extrapolated) = 2.28 W/kg
SAR(1 g) = 1.24 mW/g
Maximum value of SAR (measured) = 1.30 mW/g

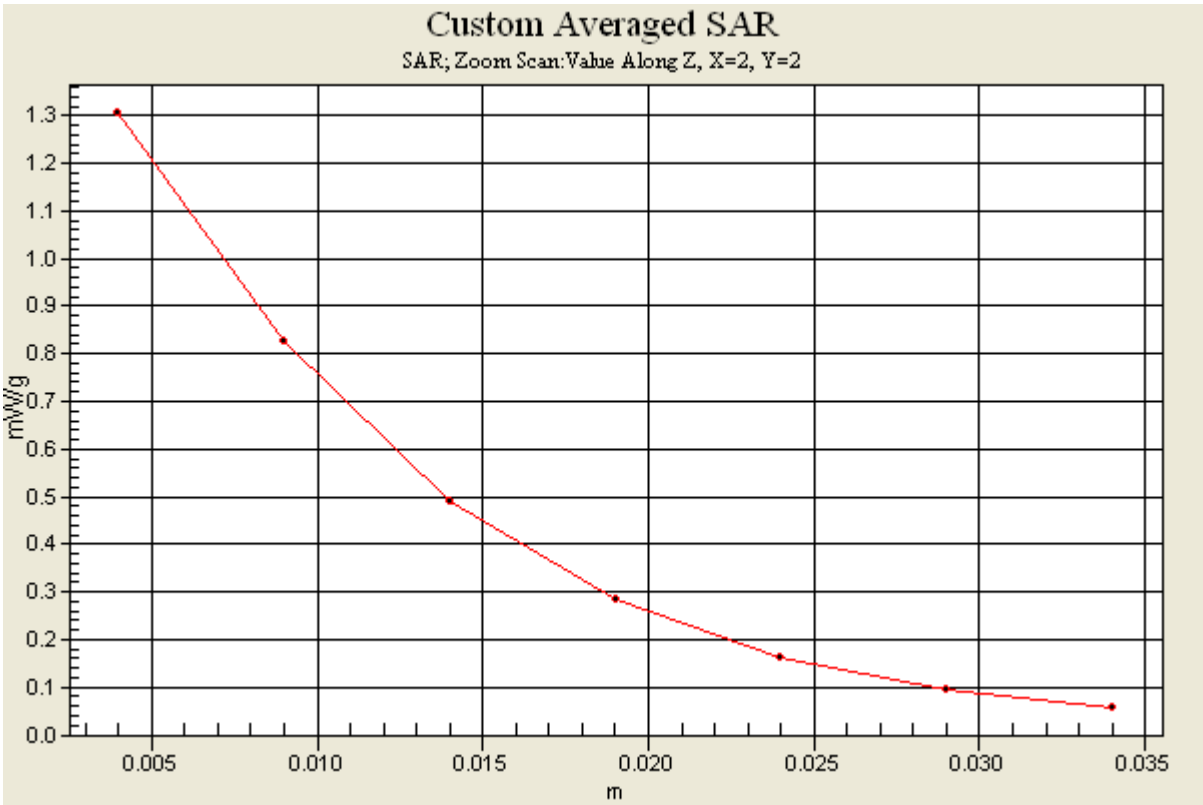

SAMSUNG FCC ID : A3LSGHD357 835MHz GSM850 Face SAR

DUT: SGH-D357 (Body); Serial: FC-108-B
Program Name: SGH-D357 GSM850 PTT (Job No. : FC-108)
Procedure Name: PTT, Ch.128, Ant.Fixed, Bat.Standard
Procedure Notes: Meas.Tissue Temp(celsius)-21.6;Test Date-10/Aug/2005[OET Bulletin 65-Supplement C, July 2001]

Communication System: GSM 850; Frequency: 824.2 MHz;Duty Cycle: 1:8.3
Medium parameters used: f = 824.2 MHz; σ = 0.89 mho/m; ε_r = 40.4; ρ = 1000 kg/m^3
Phantom section: Flat Section

DASY4 Configuration:
- Probe: ES3DV2 - SN3017; ConvF(6.33, 6.33, 6.33); Calibrated: 2004-09-24
- Sensor-Surface: 4mm (Mechanical Surface Detection)
- Electronics: DAE3 Sn468; Calibrated: 2004-12-07
- Phantom: SAM 835/900 MHz; Type: SAM; Serial: TP-1141
- Measurement SW: DASY4, V4.5 Build 19; Postprocessing SW: SEMCAD, V1.8 Build 146

PTT, Ch.128, Ant.Fixed, Bat.Standard/Area Scan (51x71x1): Measurement grid: dx=20mm, dy=20mm
Maximum value of SAR (interpolated) = 0.116 mW/g

PTT, Ch.128, Ant.Fixed, Bat.Standard/Zoom Scan (5x5x7)/Cube 0: Measurement grid: dx=8mm, dy=8mm, dz=5mm
Reference Value = 10.8 V/m; Power Drift = 0.090 dB
Peak SAR (extrapolated) = 0.142 W/kg
SAR(1 g) = 0.108 mW/g
Maximum value of SAR (measured) = 0.114 mW/g

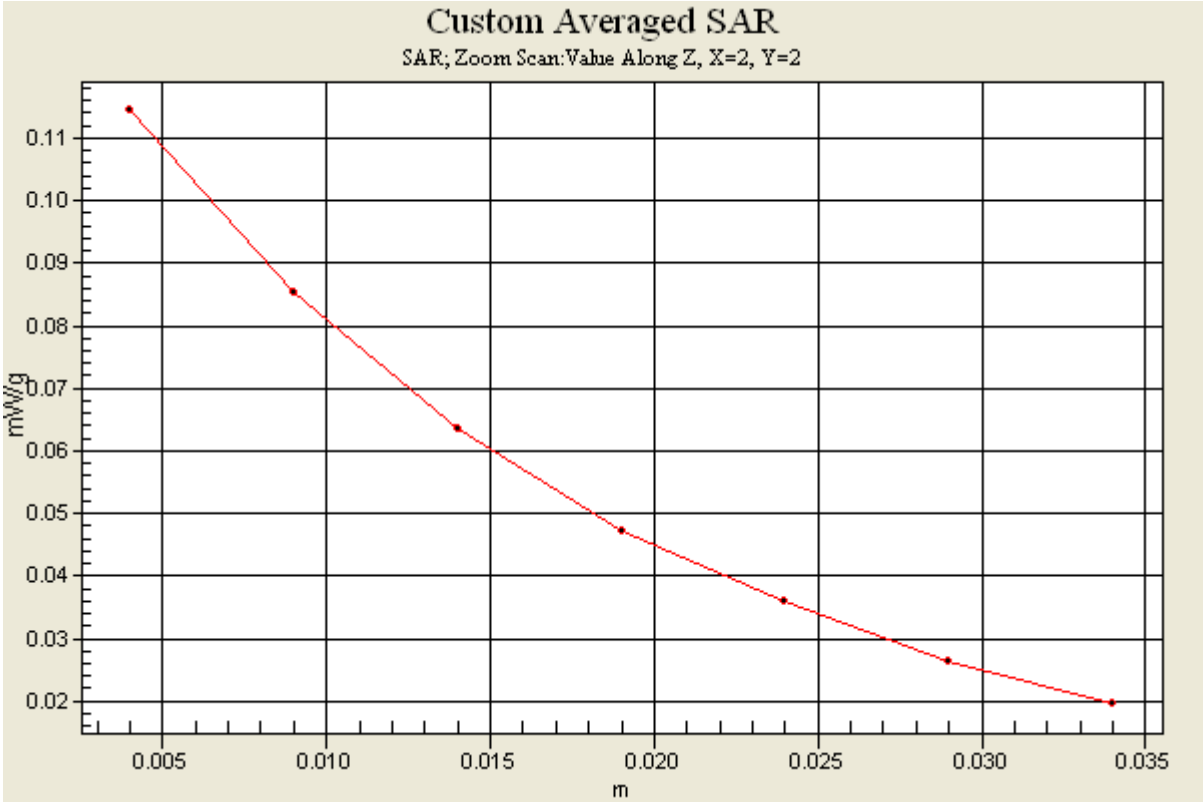

SAMSUNG FCC ID : A3LSGHD357 835MHz GSM850 Face SAR

DUT: SGH-D357 (Body); Serial: FC-108-B
Program Name: SGH-D357 GSM850 PTT (Job No. : FC-108)
Procedure Name: PTT, Ch.128, Ant.Fixed, Bat.Standard with BT ON
Procedure Notes: Meas.Tissue Temp(celsius)-21.6;Test Date-10/Aug/2005[OET Bulletin 65-Supplement C, July 2001]

Communication System: GSM 850; Frequency: 824.2 MHz;Duty Cycle: 1:8.3
Medium parameters used: f = 824.2 MHz; σ = 0.89 mho/m; ε_r = 40.4; ρ = 1000 kg/m^3
Phantom section: Flat Section

DASY4 Configuration:
- Probe: ES3DV2 - SN3017; ConvF(6.33, 6.33, 6.33); Calibrated: 2004-09-24
- Sensor-Surface: 4mm (Mechanical Surface Detection)
- Electronics: DAE3 Sn468; Calibrated: 2004-12-07
- Phantom: SAM 835/900 MHz; Type: SAM; Serial: TP-1141
- Measurement SW: DASY4, V4.5 Build 19; Postprocessing SW: SEMCAD, V1.8 Build 146

PTT, Ch.128, Ant.Fixed, Bat.Standard with BT ON/Area Scan (51x71x1):
Measurement grid: dx=20mm, dy=20mm
Maximum value of SAR (interpolated) = 0.110 mW/g

PTT, Ch.128, Ant.Fixed, Bat.Standard with BT ON/Zoom Scan (5x5x7)/Cube 0:
Measurement grid: dx=8mm, dy=8mm, dz=5mm
Reference Value = 11.0 V/m; Power Drift = -0.031 dB
Peak SAR (extrapolated) = 0.135 W/kg
SAR(1 g) = 0.102 mW/g
Maximum value of SAR (measured) = 0.108 mW/g

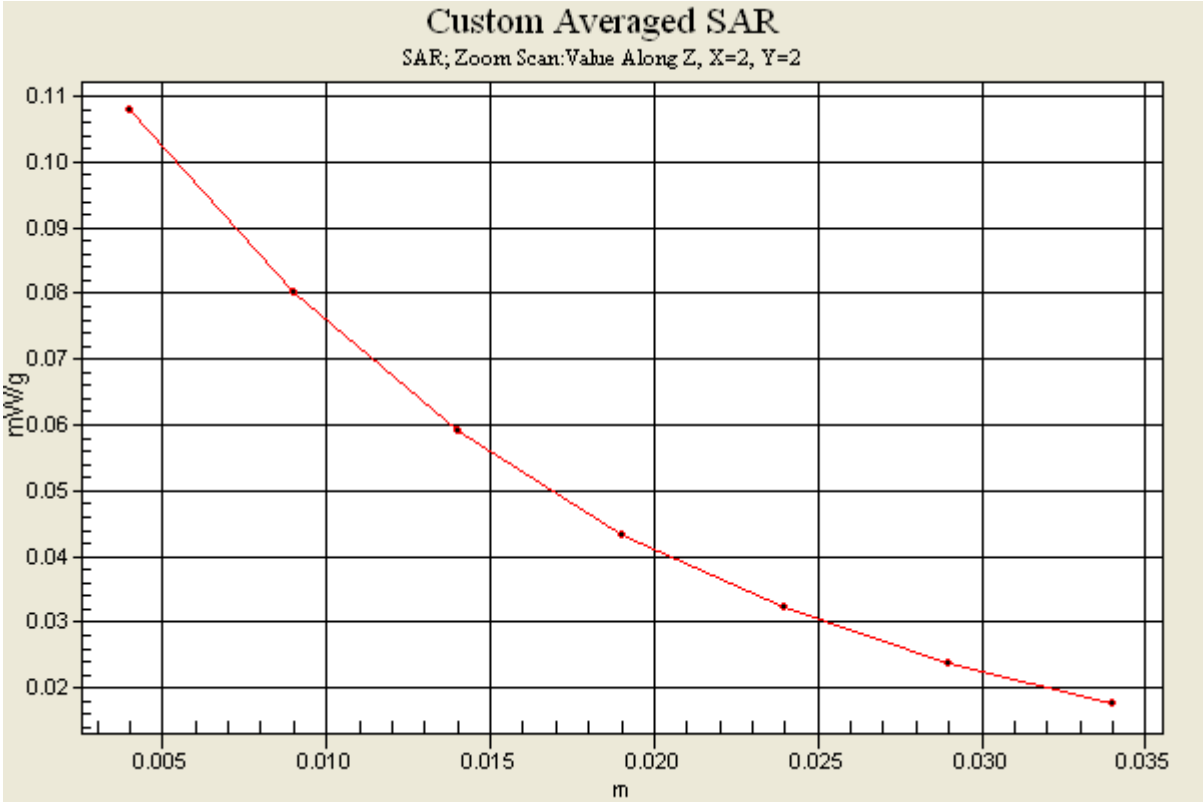

SAMSUNG FCC ID : A3LSGHD357 1900MHz GSM1900 Face SAR

DUT: SGH-D357 (Body); Serial: FC-108-B
Program Name: SGH-D357 GSM1900 Body (Job No. : FC-108)
Procedure Name: PTT, Ch.512, Ant.Fixed, Bat.Standard
Procedure Notes: Meas.Tissue Temp(celsius)-22.5;Test Date-11/Aug/2005[OET Bulletin 65-Supplement C, July 2001]

Communication System: GSM 1900; Frequency: 1850.2 MHz;Duty Cycle: 1:8.3
Medium parameters used: f = 1850.2 MHz; σ = 1.4 mho/m; ε_r = 38.8; ρ = 1000 kg/m^3
Phantom section: Flat Section

DASY4 Configuration:
- Probe: ES3DV2 - SN3017; ConvF(5.11, 5.11, 5.11); Calibrated: 2004-09-24
- Sensor-Surface: 4mm (Mechanical Surface Detection)
- Electronics: DAE3 Sn468; Calibrated: 2004-12-07
- Phantom: SAM 1800/1900 MHz; Type: SAM; Serial: TP-1143
- Measurement SW: DASY4, V4.5 Build 19; Postprocessing SW: SEMCAD, V1.8 Build 146

PTT, Ch.512, Ant.Fixed, Bat.Standard/Area Scan (51x71x1): Measurement grid: dx=20mm, dy=20mm
Maximum value of SAR (interpolated) = 0.114 mW/g

PTT, Ch.512, Ant.Fixed, Bat.Standard/Zoom Scan (5x5x7)/Cube 0: Measurement grid: dx=8mm, dy=8mm, dz=5mm
Reference Value = 5.51 V/m; Power Drift = 0.191 dB
Peak SAR (extrapolated) = 0.147 W/kg
SAR(1 g) = 0.101 mW/g
Maximum value of SAR (measured) = 0.107 mW/g

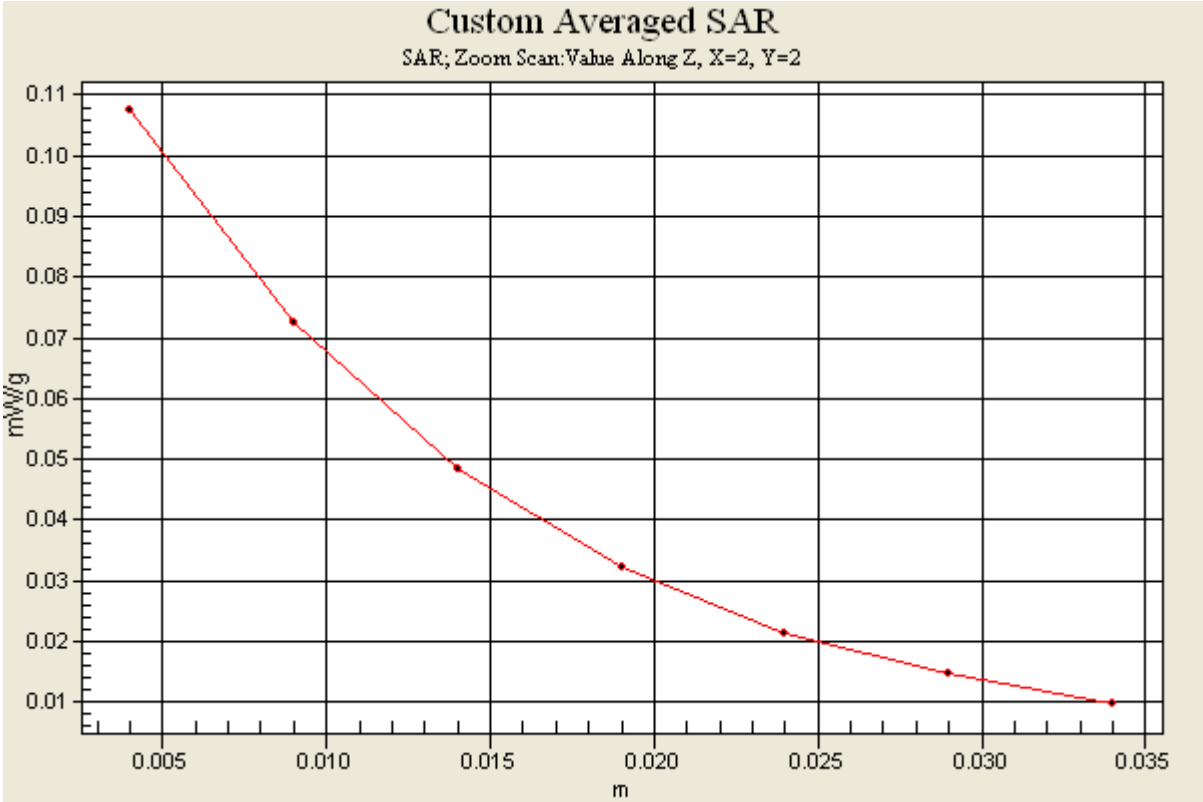

SAMSUNG FCC ID : A3LSGHD357 1900MHz GSM1900 Face SAR

DUT: SGH-D357 (Body); Serial: FC-108-B
Program Name: SGH-D357 GSM1900 Body (Job No. : FC-108)
Procedure Name: PTT, Ch.512, Ant.Fixed, Bat.Standard with BT ON
Procedure Notes: Meas.Tissue Temp(celsius)-22.5;Test Date-11/Aug/2005[OET Bulletin 65-Supplement C, July 2001]

Communication System: GSM 1900; Frequency: 1850.2 MHz;Duty Cycle: 1:8.3
Medium parameters used: f = 1850.2 MHz; σ = 1.4 mho/m; ε_r = 38.8; ρ = 1000 kg/m^3
Phantom section: Flat Section

DASY4 Configuration:
- Probe: ES3DV2 - SN3017; ConvF(5.11, 5.11, 5.11); Calibrated: 2004-09-24
- Sensor-Surface: 4mm (Mechanical Surface Detection)
- Electronics: DAE3 Sn468; Calibrated: 2004-12-07
- Phantom: SAM 1800/1900 MHz; Type: SAM; Serial: TP-1143
- Measurement SW: DASY4, V4.5 Build 19; Postprocessing SW: SEMCAD, V1.8 Build 146

PTT, Ch.512, Ant.Fixed, Bat.Standard with BT ON/Area Scan (51x71x1):
Measurement grid: dx=20mm, dy=20mm
Maximum value of SAR (interpolated) = 0.110 mW/g

PTT, Ch.512, Ant.Fixed, Bat.Standard with BT ON/Zoom Scan (5x5x7)/Cube 0:
Measurement grid: dx=8mm, dy=8mm, dz=5mm
Reference Value = 4.70 V/m; Power Drift = 0.174 dB
Peak SAR (extrapolated) = 0.144 W/kg
SAR(1 g) = 0.097 mW/g
Maximum value of SAR (measured) = 0.103 mW/g

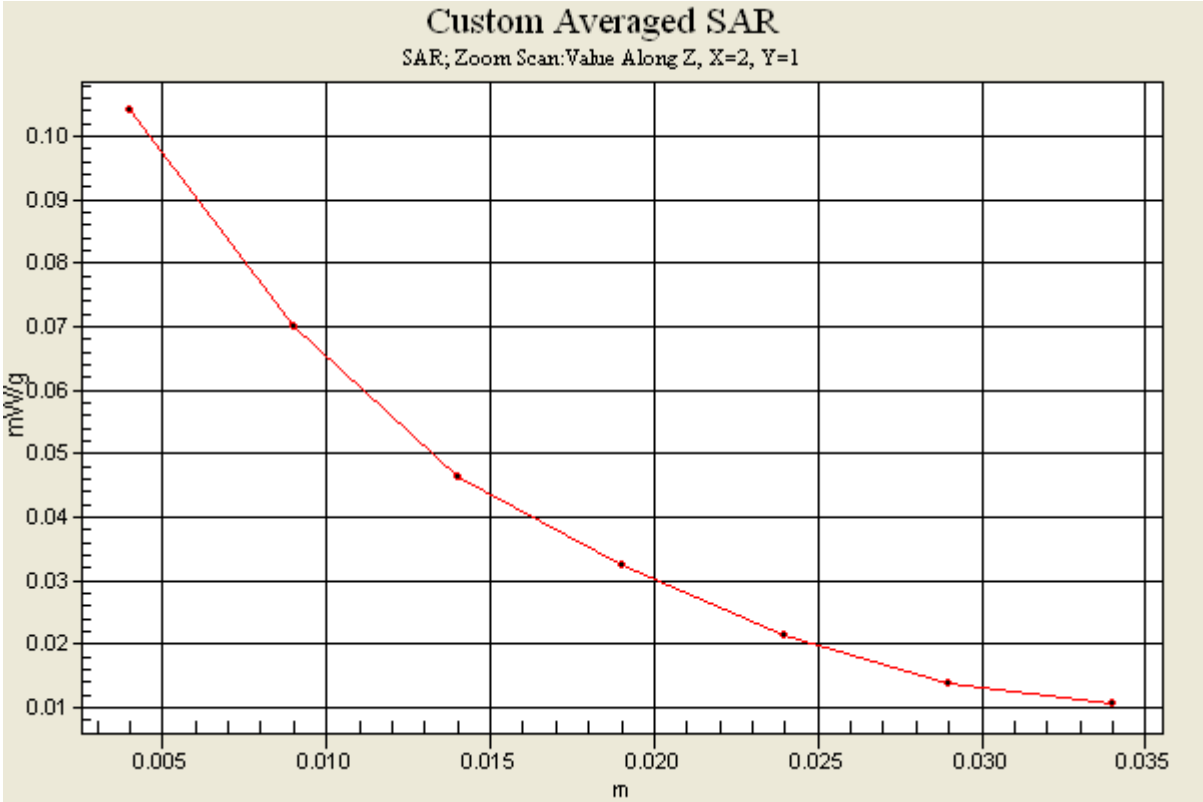

SAMSUNG FCC ID : A3LSGHD357 835MHz GSM850 Body SAR

DUT: SGH-D357 (Body); Serial: FC-108-B
Program Name: SGH-D357 GSM850 Body (Job No. : FC-108)
Procedure Name: Body, Ch.251, Ant.Fixed, Bat.Standard, Holster. +90 degree
Procedure Notes: Meas.Tissue Temp(celsius)-21.6; Test Date-10/Aug/2005 [OET Bulletin 65-Supplement C, July 2001]

Communication System: GSM 850 (GPRS); Frequency: 848.8 MHz;Duty Cycle: 1:4.15
Medium parameters used: f = 848.8 MHz; σ = 0.96 mho/m; ε_r = 53.7; ρ = 1000 kg/m^3
Phantom section: Flat Section

DASY4 Configuration:
- Probe: ES3DV2 - SN3017; ConvF(6.28, 6.28, 6.28); Calibrated: 2004-09-24
- Sensor-Surface: 4mm (Mechanical Surface Detection)
- Electronics: DAE3 Sn468; Calibrated: 2004-12-07
- Phantom: SAM 1800/1900 MHz; Type: SAM; Serial: TP-1143
- Measurement SW: DASY4, V4.5 Build 19; Postprocessing SW: SEMCAD, V1.8 Build 146

Body, Ch.251, Ant.Fixed, Bat.Standard, Holster.90 degree/Area Scan (51x71x1):

Measurement grid: dx=20mm, dy=20mm
Maximum value of SAR (interpolated) = 0.737 mW/g

Body, Ch.251, Ant.Fixed, Bat.Standard, Holster.90 degree/Zoom Scan (5x5x7)/Cube 0:

Measurement grid: dx=8mm, dy=8mm, dz=5mm
Reference Value = 24.4 V/m; Power Drift = 0.174 dB
Peak SAR (extrapolated) = 0.910 W/kg
SAR(1 g) = 0.669 mW/g
Maximum value of SAR (measured) = 0.708 mW/g

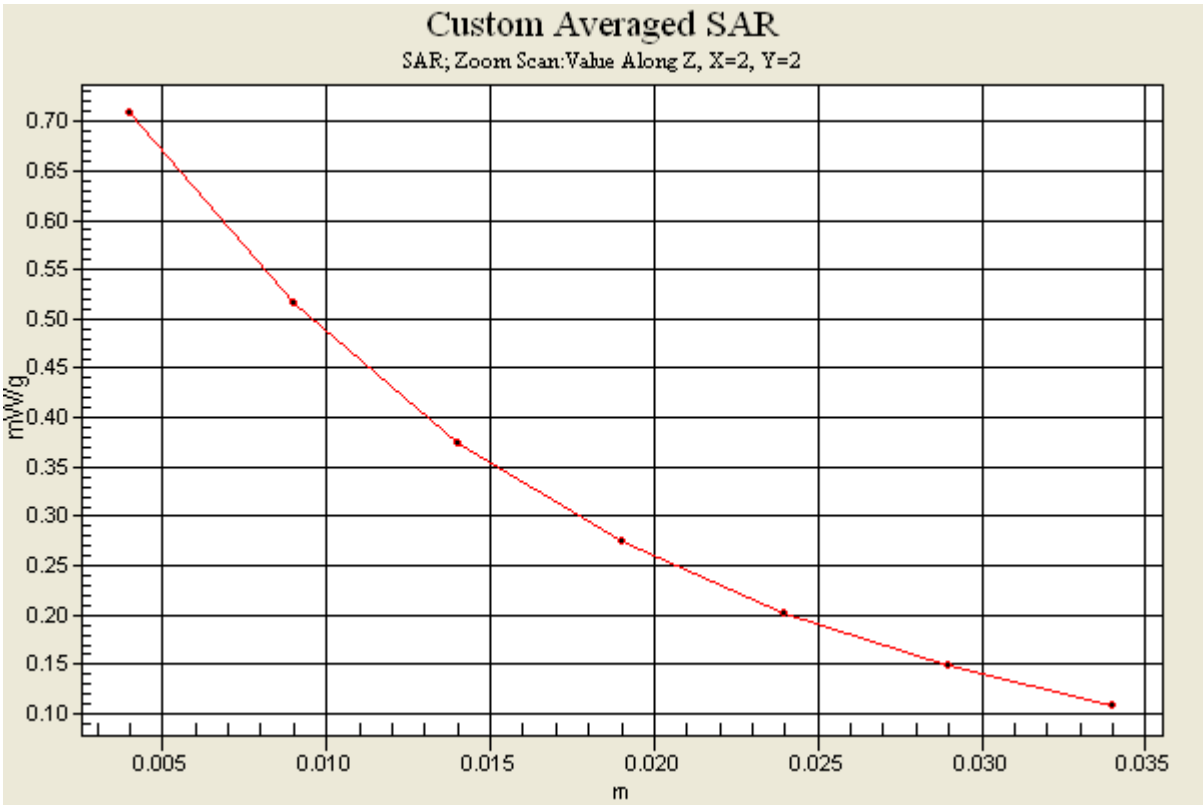

SAMSUNG FCC ID : A3LSGHD357 835MHz GSM850 Body SAR

DUT: SGH-D357 (Body); Serial: FC-108-B
Program Name: SGH-D357 GSM850 Body (Job No. : FC-108)
Procedure Name: Body, Ch.251, Ant.Fixed, Bat.Standard, Holster.90 degree, With BT ON
Procedure Notes: Meas.Tissue Temp(celsius)-21.6; Test Date-10/Aug/2005 [OET Bulletin 65-Supplement C, July 2001]

Communication System: GSM 850 (GPRS); Frequency: 848.8 MHz;Duty Cycle: 1:4.15
Medium parameters used: f = 848.8 MHz; σ = 0.96 mho/m; ε_r = 53.7; ρ = 1000 kg/m^3
Phantom section: Flat Section

DASY4 Configuration:
- Probe: ES3DV2 - SN3017; ConvF(6.28, 6.28, 6.28); Calibrated: 2004-09-24
- Sensor-Surface: 4mm (Mechanical Surface Detection)
- Electronics: DAE3 Sn468; Calibrated: 2004-12-07
- Phantom: SAM 1800/1900 MHz; Type: SAM; Serial: TP-1143
- Measurement SW: DASY4, V4.5 Build 19; Postprocessing SW: SEMCAD, V1.8 Build 146

Body, Ch.251, Ant.Fixed, Bat.Standard, Holster.90 degree, With BT ON/Area Scan (51x71x1): Measurement grid: dx=20mm, dy=20mm
Maximum value of SAR (interpolated) = 0.657 mW/g

Body, Ch.251, Ant.Fixed, Bat.Standard, Holster.90 degree, With BT ON/Zoom Scan (5x5x7)/Cube 0: Measurement grid: dx=8mm, dy=8mm, dz=5mm
Reference Value = 22.9 V/m; Power Drift = -0.110 dB
Peak SAR (extrapolated) = 0.805 W/kg
SAR(1 g) = 0.595 mW/g
Maximum value of SAR (measured) = 0.638 mW/g

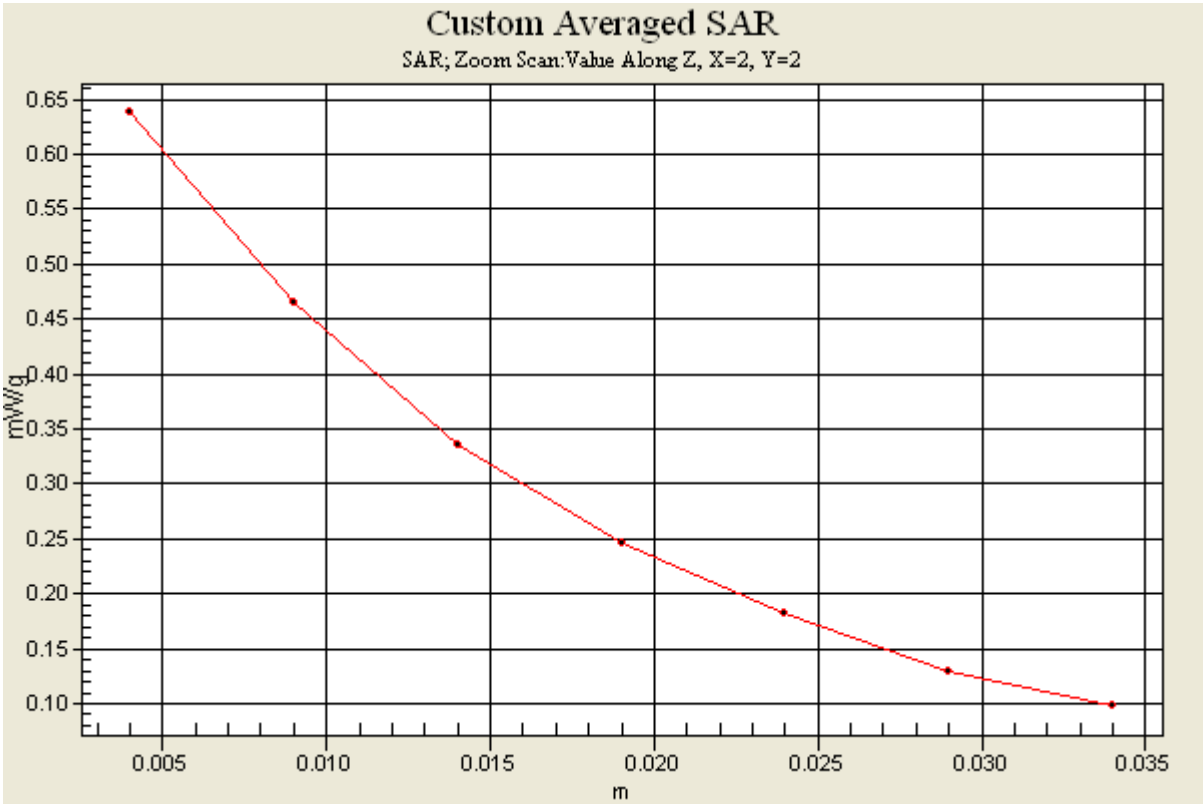

SAMSUNG FCC ID : A3LSGHD357 1900MHz GSM1900 Body SAR

DUT: SGH-D357 (Body); Serial: FC-108-B
Program Name: SGH-D357 GSM1900 Body (Job No. : FC-108)
Procedure Name: Body, Ch.661, Ant.Fixed, Bat.Standard, Holster +90 degree
Procedure Notes: Meas.Tissue Temp(celsius)-22.5;Test Date-11/Aug/2005[OET Bulletin 65-Supplement C, July 2001]

Communication System: Body GPRS ; Frequency: 1880 MHz;Duty Cycle: 1:4.15
Medium parameters used: f = 1880 MHz; σ = 1.53 mho/m; ε_r = 51.7; ρ = 1000 kg/m^3
Phantom section: Flat Section

DASY4 Configuration:
- Probe: ES3DV2 - SN3017; ConvF(4.46, 4.46, 4.46); Calibrated: 2004-09-24
- Sensor-Surface: 4mm (Mechanical Surface Detection)
- Electronics: DAE3 Sn468; Calibrated: 2004-12-07
- Phantom: SAM 835/900 MHz; Type: SAM; Serial: TP-1141
- Measurement SW: DASY4, V4.5 Build 19; Postprocessing SW: SEMCAD, V1.8 Build 146

Body, Ch.661, Ant.Fixed, Bat.Standard, Holster +90 degree/Area Scan (51x71x1):

Measurement grid: dx=20mm, dy=20mm
Maximum value of SAR (interpolated) = 0.308 mW/g

Body, Ch.661, Ant.Fixed, Bat.Standard, Holster +90 degree/Zoom Scan (5x5x7)/Cube 0:

Measurement grid: dx=8mm, dy=8mm, dz=5mm
Reference Value = 11.3 V/m; Power Drift = -0.036 dB
Peak SAR (extrapolated) = 0.419 W/kg
SAR(1 g) = 0.280 mW/g
Maximum value of SAR (measured) = 0.297 mW/g

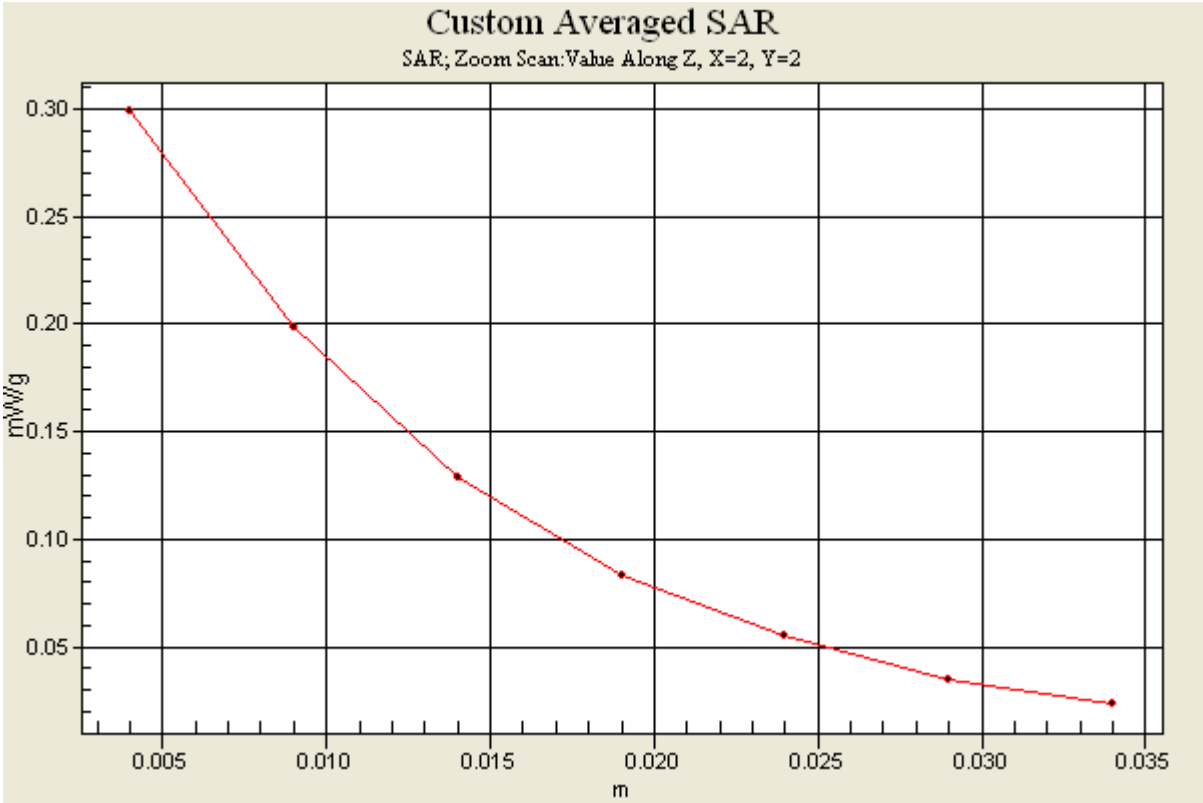

SAMSUNG FCC ID : A3LSGHD357 1900MHz GSM1900 Body SAR

DUT: SGH-D357 (Body); Serial: FC-108-B
Program Name: SGH-D357 GSM1900 Body (Job No. : FC-108)
Procedure Name: Body, Ch.661, Ant.Fixed, Bat.Standard, Holster +90 degree, with BT ON
Procedure Notes: Meas.Tissue Temp(celsius)-22.5;Test Date-11/Aug/2005[OET Bulletin 65-Supplement C, July 2001]

Communication System: Body GPRS ; Frequency: 1880 MHz;Duty Cycle: 1:4.15
Medium parameters used: f = 1880 MHz; σ = 1.53 mho/m; ε_r = 51.7; ρ = 1000 kg/m^3
Phantom section: Flat Section

DASY4 Configuration:
- Probe: ES3DV2 - SN3017; ConvF(4.46, 4.46, 4.46); Calibrated: 2004-09-24
- Sensor-Surface: 4mm (Mechanical Surface Detection)
- Electronics: DAE3 Sn468; Calibrated: 2004-12-07
- Phantom: SAM 835/900 MHz; Type: SAM; Serial: TP-1141
- Measurement SW: DASY4, V4.5 Build 19; Postprocessing SW: SEMCAD, V1.8 Build 146

Body, Ch.661, Ant.Fixed, Bat.Standard, Holster +90 degree, with BT ON/Area Scan (51x71x1): Measurement grid: dx=20mm, dy=20mm
Maximum value of SAR (interpolated) = 0.304 mW/g
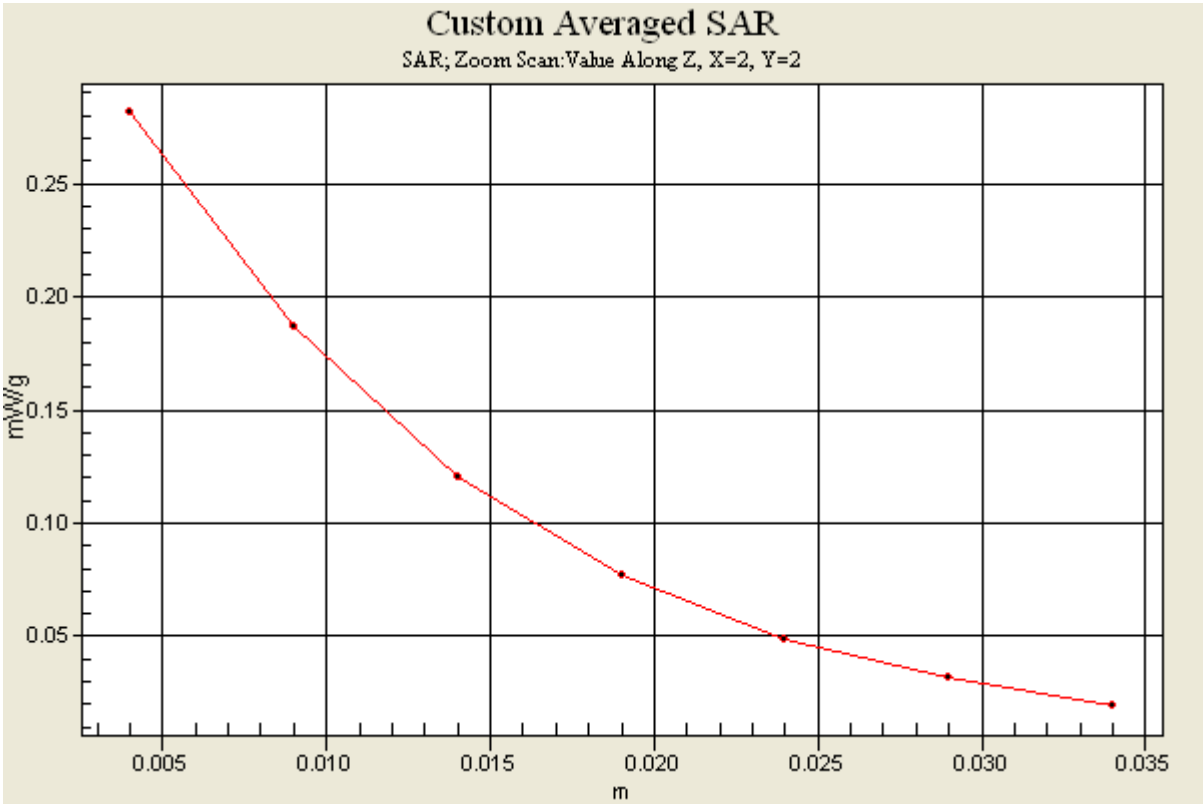
Body, Ch.661, Ant.Fixed, Bat.Standard, Holster +90 degree, with BT ON/Zoom Scan (5x5x7)/Cube 0: Measurement grid: dx=8mm, dy=8mm, dz=5mm
Reference Value = 11.2 V/m; Power Drift = -0.112 dB
Peak SAR (extrapolated) = 0.380 W/kg
SAR(1 g) = 0.261 mW/g
Maximum value of SAR (measured) = 0.281 mW/g