SAMSUNG FCC ID : A3LSGHD407 -- 835MHz GSM850 Head SAR
DUT: SGH-D407; Serial: FD-005-B
Program Name: SGH-D407 GSM850 Right (Job No. : FD-005)
Procedure Name: Cheek/Touch, Ch.251, Ant.Fixed, Bat.Standard
Procedure Notes: Meas. Ambient Temp(celsius)-21.8, Tissue Temp(celsius)-21.2; Test Date-16/Jan/2006 [OET Bulletin 65-Supplement C, July 2001]
Communication System: GSM 850; Frequency: 848.8 MHz;Duty Cycle: 1:8.3
Medium parameters used: f = 848.8 MHz; σ = 0.91 mho/m; ε_r = 40.9; ρ = 1000 kg/m^3
Phantom section: Right Section
DASY4 Configuration:

- Probe: ES3DV3 - SN3080; ConvF(5.75, 5.75, 5.75); Calibrated: 2005-05-26
- Sensor-Surface: 4mm (Mechanical Surface Detection)
- Electronics: DAE4 Sn533; Calibrated: 2005-11-21
- Phantom: PHANTOM #1; Type: SAM; Serial: TP-1143
- Measurement SW: DASY4, V4.6 Build 23; Postprocessing SW: SEMCAD, V1.8 Build 160

Cheek/Touch, Ch.251, Ant.Fixed, Bat.Standard/Area Scan (51x71x1): Measurement grid: dx=20mm, dy=20mm
Maximum value of SAR (interpolated) = 1.47 mW/g

Cheek/Touch, Ch.251, Ant.Fixed, Bat.Standard/Zoom Scan (5x5x7)/Cube 0:
Measurement grid: dx=8mm, dy=8mm, dz=5mm
Reference Value = 10.7 V/m; Power Drift = -0.035 dB
Peak SAR (extrapolated) = 1.97 W/kg
SAR(1 g) = 1.34 mW/g
Maximum value of SAR (measured) = 1.46 mW/g



0 dB = 1.46mW/g

SAMSUNG FCC ID : A3LSGHD407 -- 835MHz GSM850 Head SAR
DUT: SGH-D407; Serial: FD-005-B
Program Name: SGH-D407 GSM850 Left (Job No. : FD-005)
Procedure Name: Cheek/Touch, Ch.251, Ant.Fixed, Bat.Standard
Procedure Notes: Meas. Ambient Temp(celsius)-21.8, Tissue Temp(celsius)-21.2; Test Date-16/Jan/2006 [OET Bulletin 65-Supplement C, July 2001]
Communication System: GSM 850; Frequency: 848.8 MHz;Duty Cycle: 1:8.3
Medium parameters used: f = 848.8 MHz; σ = 0.91 mho/m; ε_r = 40.9; ρ = 1000 kg/m^3
Phantom section: Left Section
DASY4 Configuration:

- Probe: ES3DV3 - SN3080; ConvF(5.75, 5.75, 5.75); Calibrated: 2005-05-26
- Sensor-Surface: 4mm (Mechanical Surface Detection)
- Electronics: DAE4 Sn533; Calibrated: 2005-11-21
- Phantom: PHANTOM #1; Type: SAM; Serial: TP-1143
- Measurement SW: DASY4, V4.6 Build 23; Postprocessing SW: SEMCAD, V1.8 Build 160

Cheek/Touch, Ch.251, Ant.Fixed, Bat.Standard/Area Scan (51x71x1): Measurement grid: dx=20mm, dy=20mm
Maximum value of SAR (interpolated) = 1.50 mW/g

Cheek/Touch, Ch.251, Ant.Fixed, Bat.Standard/Zoom Scan (5x5x7)/Cube 0:
Measurement grid: dx=8mm, dy=8mm, dz=5mm
Reference Value = 11.0 V/m; Power Drift = 0.002 dB
Peak SAR (extrapolated) = 1.98 W/kg
SAR(1 g) = 1.36 mW/g
Maximum value of SAR (measured) = 1.45 mW/g

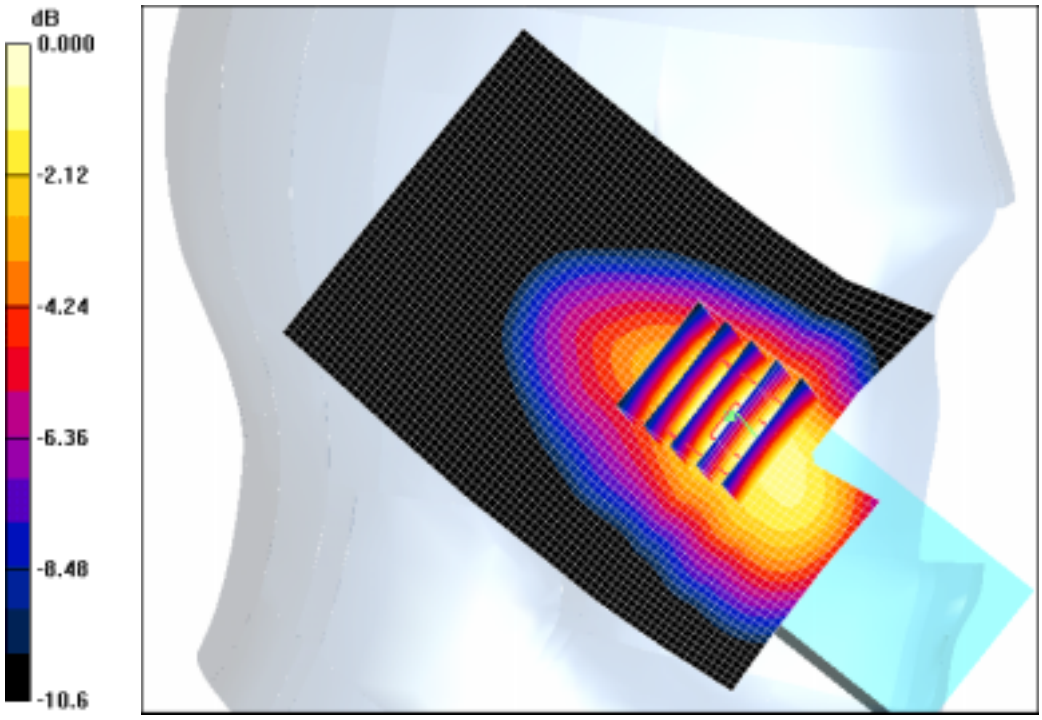

0 dB = 1.45mW/g

SAMSUNG FCC ID : A3LSGHD407 -- 835MHz GSM850 Head SAR
DUT: SGH-D407; Serial: FD-005-B
Program Name: SGH-D407 GSM850 Left (Job No. : FD-005)
Procedure Name: Cheek/Touch, Ch.251, Ant.Fixed, Bat.Standard with BT ON
Procedure Notes: Meas. Ambient Temp(celsius)-21.8, Tissue Temp(celsius)-21.2; Test Date-16/Jan/2006 [OET Bulletin 65-Supplement C, July 2001]
Communication System: GSM 850; Frequency: 848.8 MHz;Duty Cycle: 1:8.3
Medium parameters used: f = 848.8 MHz; σ = 0.91 mho/m; ε_r = 40.9; ρ = 1000 kg/m^3
Phantom section: Left Section
DASY4 Configuration:

- Probe: ES3DV3 - SN3080; ConvF(5.75, 5.75, 5.75); Calibrated: 2005-05-26
- Sensor-Surface: 4mm (Mechanical Surface Detection)
- Electronics: DAE4 Sn533; Calibrated: 2005-11-21
- Phantom: PHANTOM #1; Type: SAM; Serial: TP-1143
- Measurement SW: DASY4, V4.6 Build 23; Postprocessing SW: SEMCAD, V1.8 Build 160

Cheek/Touch, Ch.251, Ant.Fixed, Bat.Standard with BT ON/Area Scan (51x71x1):
Measurement grid: dx=20mm, dy=20mm
Maximum value of SAR (interpolated) = 1.53 mW/g

Cheek/Touch, Ch.251, Ant.Fixed, Bat.Standard with BT ON/Zoom Scan (5x5x7)/Cube 0:
Measurement grid: dx=8mm, dy=8mm, dz=5mm
Reference Value = 11.8 V/m; Power Drift = -0.178 dB
Peak SAR (extrapolated) = 2.00 W/kg
SAR(1 g) = 1.38 mW/g
Maximum value of SAR (measured) = 1.47 mW/g

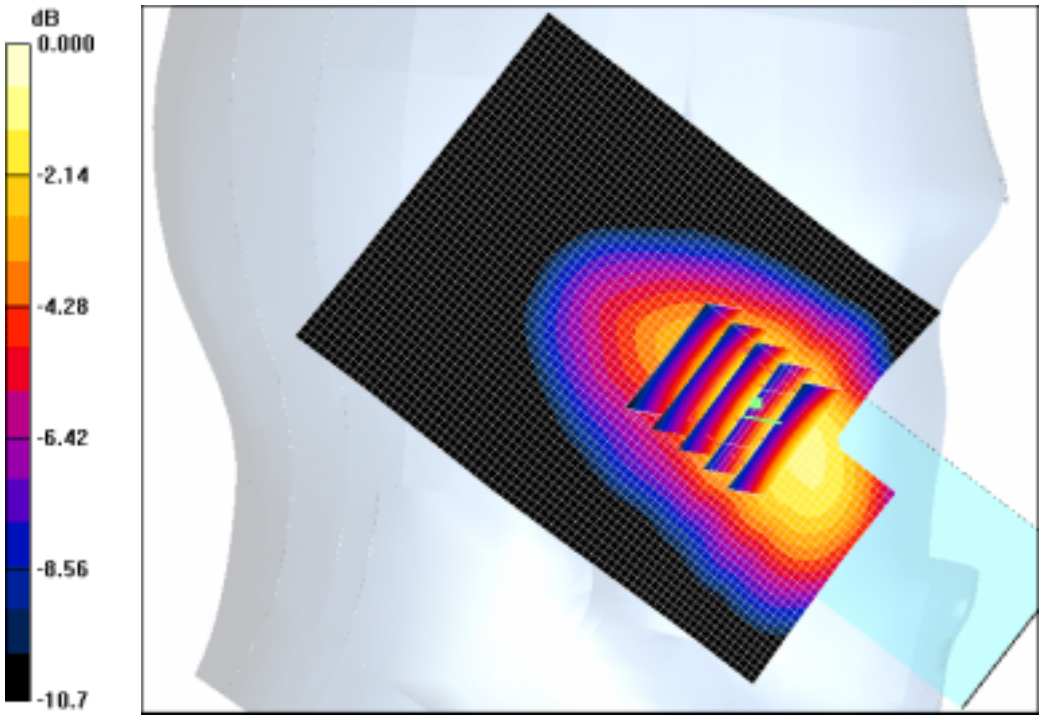

0 dB = 1.47mW/g

SAMSUNG FCC ID : A3LSGHD407 -- 835MHz GSM850 Head SAR
DUT: SGH-D407(Body); Serial: FD-005-B
Program Name: SGH-D407 GSM850 PTT (Job No. : FD-005)
Procedure Name: PTT, Ch.251, Ant.Fixed, Bat.Standard
Procedure Notes: Meas. Ambient Temp(celsius)-21.8, Tissue Temp(celsius)-21.2; Test Date-16/Jan/2006 [OET Bulletin 65-Supplement C, July 2001]
Communication System: GSM 850; Frequency: 848.8 MHz;Duty Cycle: 1:8.3
Medium parameters used: f = 848.8 MHz; σ = 0.91 mho/m; ε_r = 40.9; ρ = 1000 kg/m^3
Phantom section: Flat Section
DASY4 Configuration:

- Probe: ES3DV3 - SN3080; ConvF(5.75, 5.75, 5.75); Calibrated: 2005-05-26
- Sensor-Surface: 4mm (Mechanical Surface Detection)
- Electronics: DAE4 Sn533; Calibrated: 2005-11-21
- Phantom: PHANTOM #1; Type: SAM; Serial: TP-1143
- Measurement SW: DASY4, V4.6 Build 23; Postprocessing SW: SEMCAD, V1.8 Build 160

PTT, Ch.251, Ant.Fixed, Bat.Standard/Zoom Scan (5x5x7)/Cube 0: Measurement grid: dx=8mm, dy=8mm, dz=5mm
Reference Value = 13.8 V/m; Power Drift = -0.023 dB
Peak SAR (extrapolated) = 0.215 W/kg
SAR(1 g) = 0.162 mW/g
Maximum value of SAR (measured) = 0.171 mW/g

PTT, Ch.251, Ant.Fixed, Bat.Standard/Area Scan (51x71x1): Measurement grid: dx=20mm, dy=20mm
Maximum value of SAR (interpolated) = 0.172 mW/g

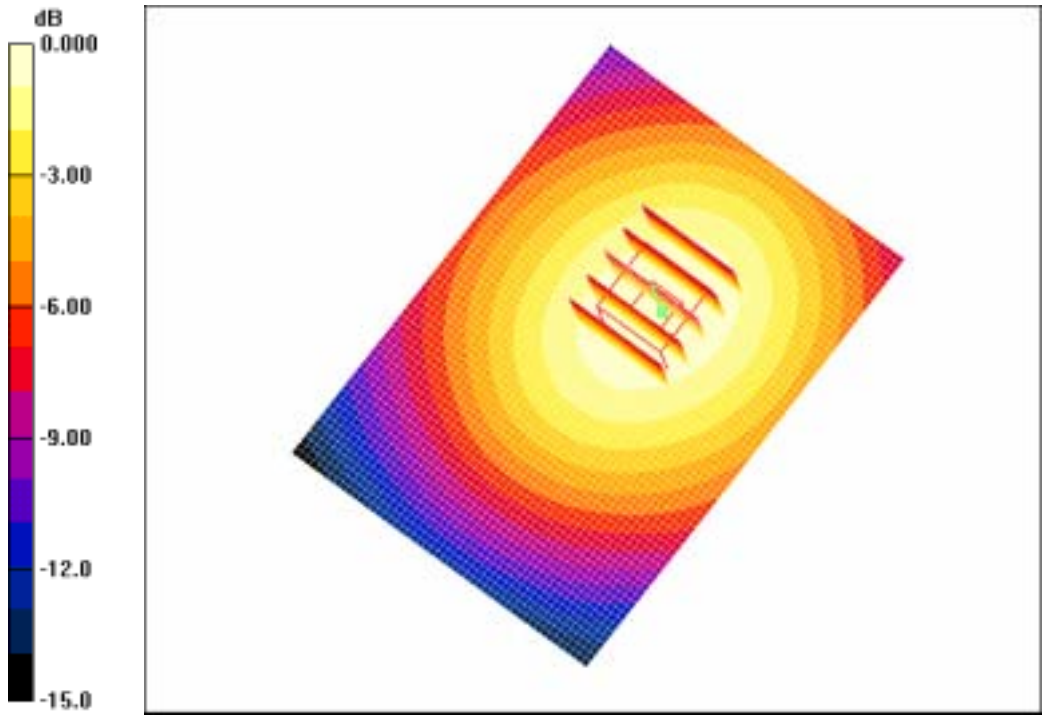

0 dB = 0.172mW/g

SAMSUNG FCC ID : A3LSGHD407 -- 835MHz GSM850 Head SAR
DUT: SGH-D407(Body); Serial: FD-005-B
Program Name: SGH-D407 GSM850 PTT (Job No. : FD-005)
Procedure Name: PTT, Ch.251, Ant.Fixed, Bat.Standard With BT ON
Procedure Notes: Meas. Ambient Temp(celsius)-21.8, Tissue Temp(celsius)-21.2; Test Date-16/Jan/2006 [OET Bulletin 65-Supplement C, July 2001]
Communication System: GSM 850; Frequency: 848.8 MHz;Duty Cycle: 1:8.3
Medium parameters used: f = 848.8 MHz; σ = 0.91 mho/m; ε_r = 40.9; ρ = 1000 kg/m^3
Phantom section: Flat Section
DASY4 Configuration:

- Probe: ES3DV3 - SN3080; ConvF(5.75, 5.75, 5.75); Calibrated: 2005-05-26
- Sensor-Surface: 4mm (Mechanical Surface Detection)
- Electronics: DAE4 Sn533; Calibrated: 2005-11-21
- Phantom: PHANTOM #1; Type: SAM; Serial: TP-1143
- Measurement SW: DASY4, V4.6 Build 23; Postprocessing SW: SEMCAD, V1.8 Build 160

PTT, Ch.251, Ant.Fixed, Bat.Standard With BT ON/Zoom Scan (5x5x7)/Cube 0:
Measurement grid: dx=8mm, dy=8mm, dz=5mm
Reference Value = 13.8 V/m; Power Drift = -0.037 dB
Peak SAR (extrapolated) = 0.217 W/kg
SAR(1 g) = 0.162 mW/g
Maximum value of SAR (measured) = 0.170 mW/g

PTT, Ch.251, Ant.Fixed, Bat.Standard With BT ON/Area Scan (51x71x1): Measurement grid: dx=20mm, dy=20mm
Maximum value of SAR (interpolated) = 0.172 mW/g

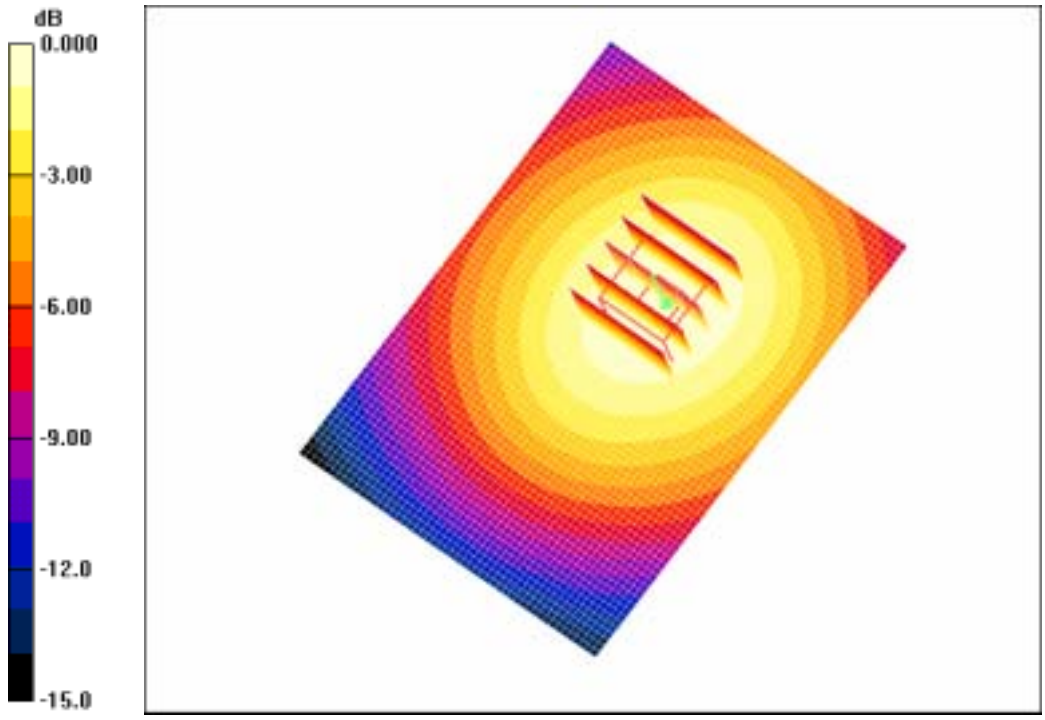

0 dB = 0.172mW/g

SAMSUNG FCC ID : A3LSGHD407 -- 835MHz GSM850 Body SAR
DUT: SGH-D407(Body); Serial: FD-005-B
Program Name: SGH-D407 GSM850 Body (Job No. : FD-005)
Procedure Name: Body, Ch.251, Ant.Fixed, Bat.Standard
Procedure Notes: Meas.Ambient Temp(celsius)-22.0, Tissue Temp(celsius)-21.6; Test Date-16/Jan/2006 [OET Bulletin 65-Supplement C, July 2001]
Communication System: GSM 850 (GPRS); Frequency: 848.8 MHz;Duty Cycle: 1:4.15
Medium parameters used: f = 848.8 MHz; σ = 1 mho/m; ε_r = 54.7; ρ = 1000 kg/m^3
Phantom section: Flat Section
DASY4 Configuration:

- Probe: ES3DV3 - SN3080; ConvF(5.82, 5.82, 5.82); Calibrated: 2005-05-26
- Sensor-Surface: 4mm (Mechanical Surface Detection)
- Electronics: DAE4 Sn533; Calibrated: 2005-11-21
- Phantom: PHANTOM #2; Type: SAM; Serial: TP-1141
- Measurement SW: DASY4, V4.6 Build 23; Postprocessing SW: SEMCAD, V1.8 Build 160

Body, Ch.251, Ant.Fixed, Bat.Standard/Area Scan (51x71x1): Measurement grid: dx=20mm, dy=20mm
Maximum value of SAR (interpolated) = 1.47 mW/g

Body, Ch.251, Ant.Fixed, Bat.Standard/Zoom Scan (5x5x7)/Cube 0: Measurement grid: dx=8mm, dy=8mm, dz=5mm
Reference Value = 34.4 V/m; Power Drift = 0.179 dB
Peak SAR (extrapolated) = 1.97 W/kg
SAR(1 g) = 1.41 mW/g
Maximum value of SAR (measured) = 1.50 mW/g

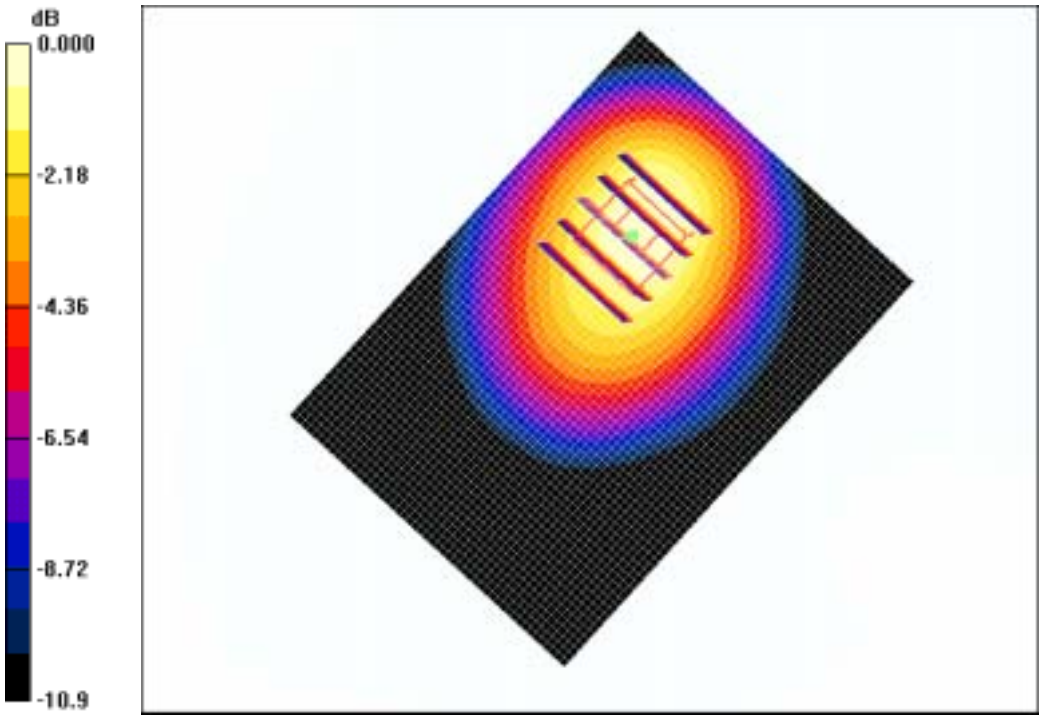

0 dB = 1.50mW/g

SAMSUNG FCC ID : A3LSGHD407 -- 835MHz GSM850 Body SAR
DUT: SGH-D407(Body); Serial: FD-005-B
Program Name: SGH-D407 GSM850 Body (Job No. : FD-005)
Procedure Name: Body, Ch.251, Ant.Fixed, Bat.Standard With BT ON
Procedure Notes: Meas.Ambient Temp(celsius)-22.0, Tissue Temp(celsius)-21.6; Test Date-16/Jan/2006 [OET Bulletin 65-Supplement C, July 2001]
Communication System: GSM 850 (GPRS); Frequency: 848.8 MHz;Duty Cycle: 1:4.15
Medium parameters used: f = 848.8 MHz; σ = 1 mho/m; ε_r = 54.7; ρ = 1000 kg/m^3
Phantom section: Flat Section
DASY4 Configuration:

- Probe: ES3DV3 - SN3080; ConvF(5.82, 5.82, 5.82); Calibrated: 2005-05-26
- Sensor-Surface: 4mm (Mechanical Surface Detection)
- Electronics: DAE4 Sn533; Calibrated: 2005-11-21
- Phantom: PHANTOM #2; Type: SAM; Serial: TP-1141
- Measurement SW: DASY4, V4.6 Build 23; Postprocessing SW: SEMCAD, V1.8 Build 160

Body, Ch.251, Ant.Fixed, Bat.Standard With BT ON/Area Scan (51x71x1): Measurement grid: dx=20mm, dy=20mm
Maximum value of SAR (interpolated) = 1.46 mW/g

Body, Ch.251, Ant.Fixed, Bat.Standard With BT ON/Zoom Scan (5x5x7)/Cube 0:
Measurement grid: dx=8mm, dy=8mm, dz=5mm
Reference Value = 34.8 V/m; Power Drift = -0.016 dB
Peak SAR (extrapolated) = 1.91 W/kg
SAR(1 g) = 1.37 mW/g
Maximum value of SAR (measured) = 1.45 mW/g

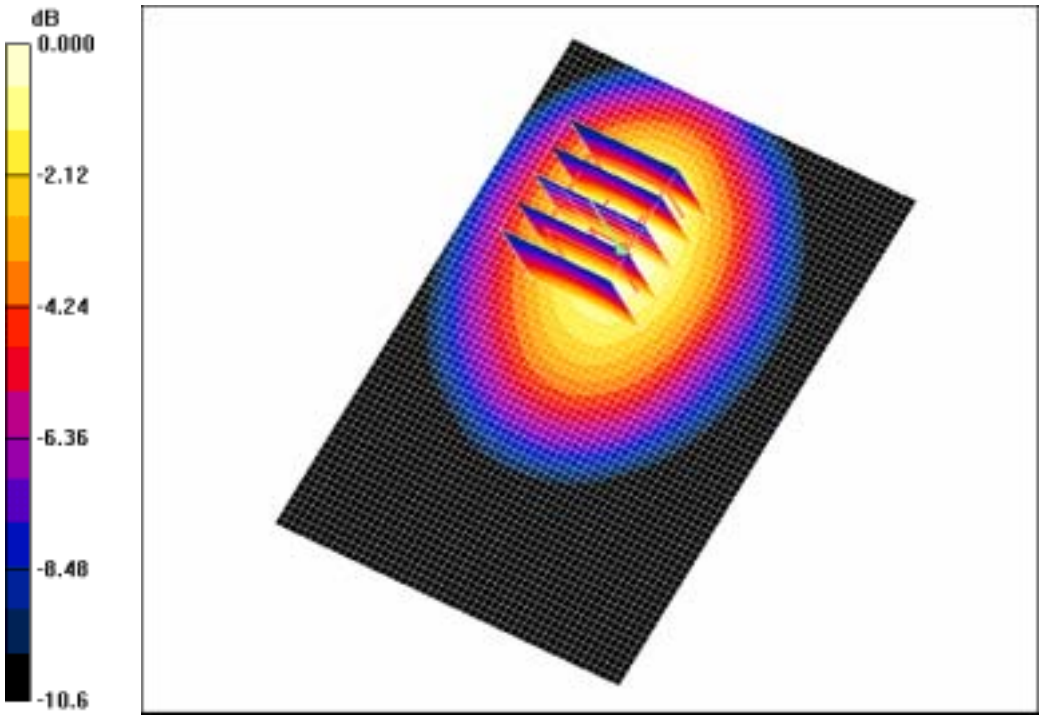

0 dB = 1.45mW/g

SAMSUNG FCC ID : A3LSGHD407 -- 1900MHz GSM1900 Head SAR
DUT: SGH-D407; Serial: FD-005-B
Program Name: SGH-D407 GSM1900 Right (Job No. : FD-005)
Procedure Name: Cheek/Touch, Ch.661, Ant.Fixed, Bat.Standard
Procedure Notes: Meas. Ambient Temp(celsius)-22.4, Tissue Temp(celsius)-22.1; Test Date-17/Jan/2006 [OET Bulletin 65-Supplement C, July 2001]
Communication System: GSM 1900; Frequency: 1880 MHz;Duty Cycle: 1:8.3
Medium parameters used: f = 1880 MHz; σ = 1.41 mho/m; ε_r = 39.6; ρ = 1000 kg/m^3
Phantom section: Right Section
DASY4 Configuration:

- Probe: ES3DV3 - SN3080; ConvF(4.92, 4.92, 4.92); Calibrated: 2005-05-26
- Sensor-Surface: 4mm (Mechanical Surface Detection)
- Electronics: DAE4 Sn533; Calibrated: 2005-11-21
- Phantom: PHANTOM #1; Type: SAM; Serial: TP-1143
- Measurement SW: DASY4, V4.6 Build 23; Postprocessing SW: SEMCAD, V1.8 Build 160

Cheek/Touch, Ch.661, Ant.Fixed, Bat.Standard/Zoom Scan (5x5x7)/Cube 0:
Measurement grid: dx=8mm, dy=8mm, dz=5mm
Reference Value = 6.48 V/m; Power Drift = -0.167 dB
Peak SAR (extrapolated) = 0.824 W/kg
SAR(1 g) = 0.498 mW/g
Maximum value of SAR (measured) = 0.531 mW/g

Cheek/Touch, Ch.661, Ant.Fixed, Bat.Standard/Area Scan (51x71x1): Measurement grid: dx=20mm, dy=20mm
Maximum value of SAR (interpolated) = 0.502 mW/g

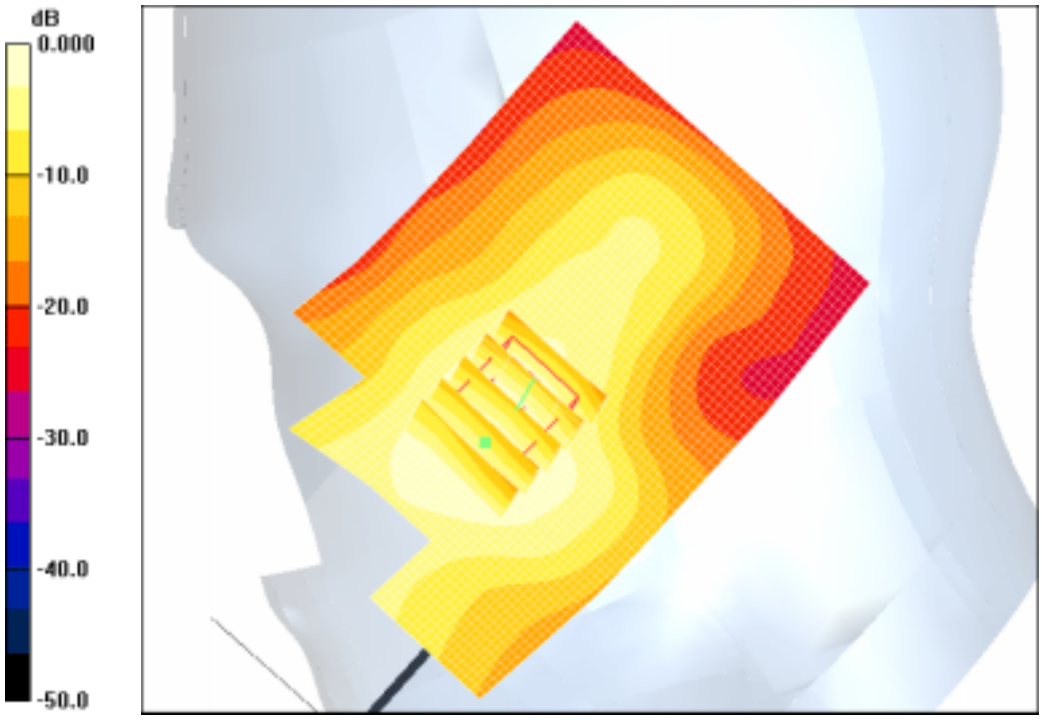

0 dB = 0.502mW/g

SAMSUNG FCC ID : A3LSGHD407 -- 1900MHz GSM1900 Head SAR
DUT: SGH-D407; Serial: FD-005-B
Program Name: SGH-D407 GSM1900 Left (Job No. : FD-005)
Procedure Name: Cheek/Touch, Ch.661, Ant.Fixed, Bat.Standard
Procedure Notes: Meas. Ambient Temp(celsius)-22.4, Tissue Temp(celsius)-22.1; Test Date-17/Jan/2006 [OET Bulletin 65-Supplement C, July 2001]
Communication System: GSM 1900; Frequency: 1880 MHz;Duty Cycle: 1:8.3
Medium parameters used: f = 1880 MHz; σ = 1.41 mho/m; ε_r = 39.6; ρ = 1000 kg/m^3
Phantom section: Left Section
DASY4 Configuration:

- Probe: ES3DV3 - SN3080; ConvF(4.92, 4.92, 4.92); Calibrated: 2005-05-26
- Sensor-Surface: 4mm (Mechanical Surface Detection)
- Electronics: DAE4 Sn533; Calibrated: 2005-11-21
- Phantom: PHANTOM #1; Type: SAM; Serial: TP-1143
- Measurement SW: DASY4, V4.6 Build 23; Postprocessing SW: SEMCAD, V1.8 Build 160

Cheek/Touch, Ch.661, Ant.Fixed, Bat.Standard/Area Scan (51x71x1): Measurement grid: dx=20mm, dy=20mm
Maximum value of SAR (interpolated) = 0.652 mW/g

Cheek/Touch, Ch.661, Ant.Fixed, Bat.Standard/Zoom Scan (5x5x7)/Cube 0:
Measurement grid: dx=8mm, dy=8mm, dz=5mm
Reference Value = 5.80 V/m; Power Drift = -0.021 dB
Peak SAR (extrapolated) = 1.10 W/kg
SAR(1 g) = 0.658 mW/g
Maximum value of SAR (measured) = 0.737 mW/g

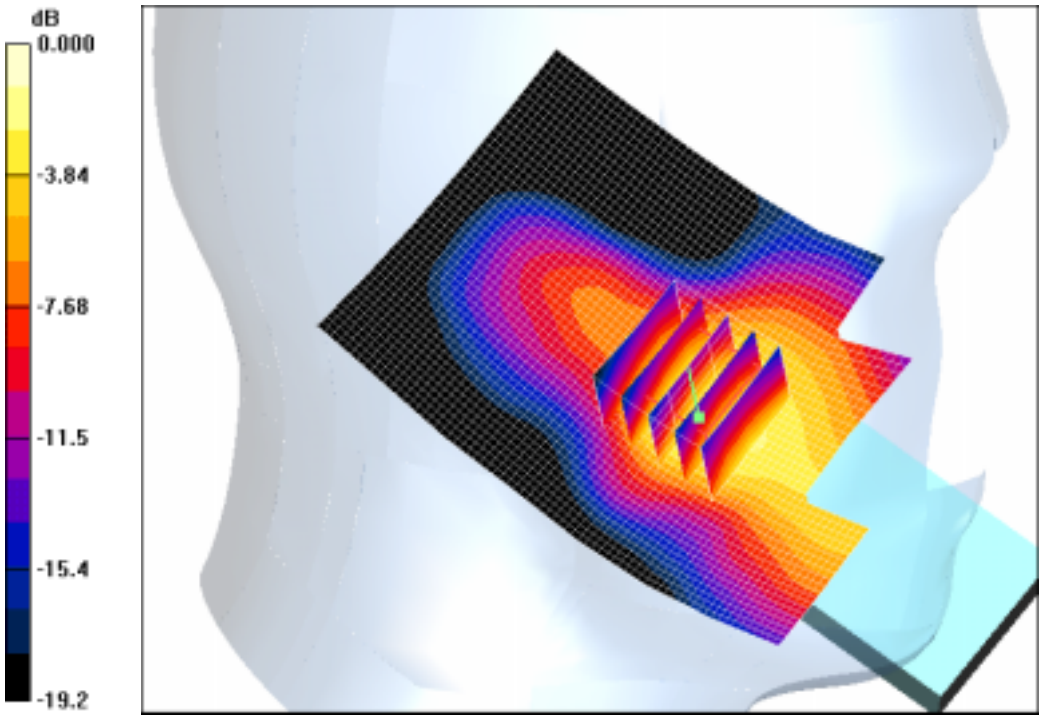

0 dB = 0.737mW/g

SAMSUNG FCC ID : A3LSGHD407 -- 1900MHz GSM1900 Head SAR
DUT: SGH-D407; Serial: FD-005-B
Program Name: SGH-D407 GSM1900 Left (Job No. : FD-005)
Procedure Name: Cheek/Touch, Ch.661, Ant.Fixed, Bat.Standard With BT ON
Procedure Notes: Meas. Ambient Temp(celsius)-22.4, Tissue Temp(celsius)-22.1; Test Date-17/Jan/2006 [OET Bulletin 65-Supplement C, July 2001]
Communication System: GSM 1900; Frequency: 1880 MHz;Duty Cycle: 1:8.3
Medium parameters used: f = 1880 MHz; σ = 1.41 mho/m; ε_r = 39.6; ρ = 1000 kg/m^3
Phantom section: Left Section
DASY4 Configuration:

- Probe: ES3DV3 - SN3080; ConvF(4.92, 4.92, 4.92); Calibrated: 2005-05-26
- Sensor-Surface: 4mm (Mechanical Surface Detection)
- Electronics: DAE4 Sn533; Calibrated: 2005-11-21
- Phantom: PHANTOM #1; Type: SAM; Serial: TP-1143
- Measurement SW: DASY4, V4.6 Build 23; Postprocessing SW: SEMCAD, V1.8 Build 160

Cheek/Touch, Ch.661, Ant.Fixed, Bat.Standard With BT ON/Zoom Scan (5x5x7)/Cube 0:
Measurement grid: dx=8mm, dy=8mm, dz=5mm
Reference Value = 5.62 V/m; Power Drift = 0.080 dB
Peak SAR (extrapolated) = 0.977 W/kg
SAR(1 g) = 0.595 mW/g
Maximum value of SAR (measured) = 0.645 mW/g

Cheek/Touch, Ch.661, Ant.Fixed, Bat.Standard With BT ON/Area Scan (51x71x1):
Measurement grid: dx=20mm, dy=20mm
Maximum value of SAR (interpolated) = 0.601 mW/g

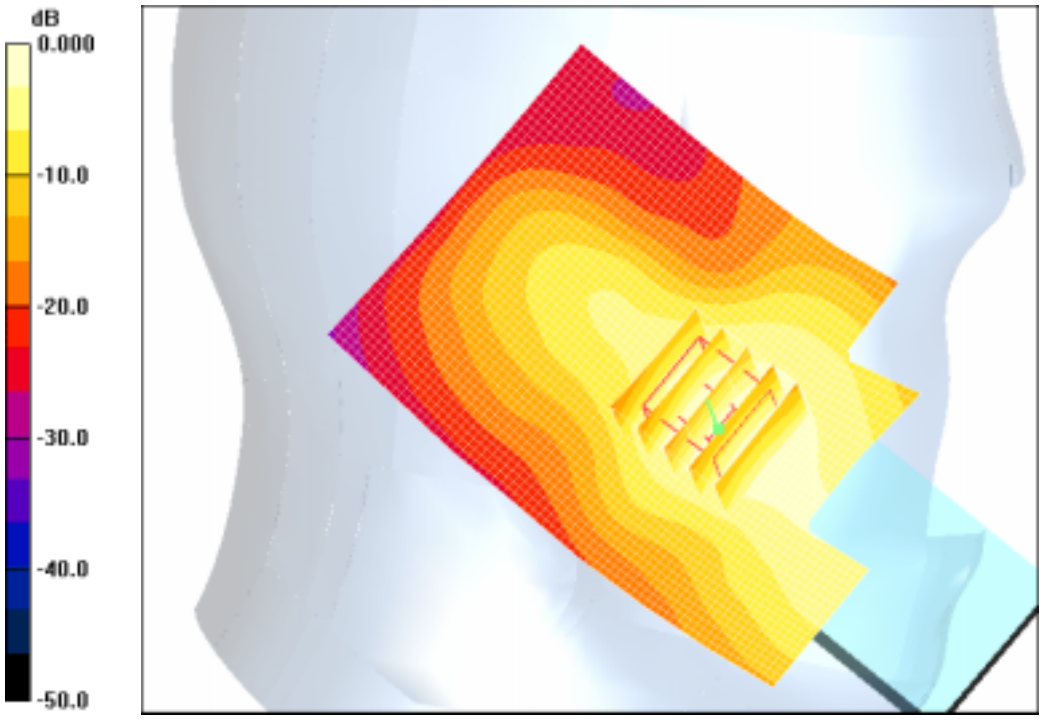

0 dB = 0.601mW/g

SAMSUNG FCC ID : A3LSGHD407 -- 1900MHz GSM1900 Head SAR
DUT: SGH-D407(Body); Serial: FD-005-B
Program Name: SGH-D407 GSM1900 Body (Job No. : FD-005)
Procedure Name: PTT, Ch.661, Ant.Fixed, Bat.Standard
Procedure Notes: Meas. Ambient Temp(celsius)-22.4, Tissue Temp(celsius)-22.1; Test Date-17/Jan/2006 [OET Bulletin 65-Supplement C, July 2001]
Communication System: GSM 1900; Frequency: 1880 MHz;Duty Cycle: 1:8.3
Medium parameters used: f = 1880 MHz; σ = 1.41 mho/m; ε_r = 39.6; ρ = 1000 kg/m^3
Phantom section: Flat Section
DASY4 Configuration:

- Probe: ES3DV3 - SN3080; ConvF(4.92, 4.92, 4.92); Calibrated: 2005-05-26
- Sensor-Surface: 4mm (Mechanical Surface Detection)
- Electronics: DAE4 Sn533; Calibrated: 2005-11-21
- Phantom: PHANTOM #1; Type: SAM; Serial: TP-1143
- Measurement SW: DASY4, V4.6 Build 23; Postprocessing SW: SEMCAD, V1.8 Build 160

PTT, Ch.661, Ant.Fixed, Bat.Standard/Zoom Scan (5x5x7)/Cube 0: Measurement grid: dx=8mm, dy=8mm, dz=5mm
Reference Value = 6.46 V/m; Power Drift = -0.021 dB
Peak SAR (extrapolated) = 0.122 W/kg
SAR(1 g) = 0.083 mW/g
Maximum value of SAR (measured) = 0.089 mW/g

PTT, Ch.661, Ant.Fixed, Bat.Standard/Area Scan (51x71x1): Measurement grid: dx=20mm, dy=20mm
Maximum value of SAR (interpolated) = 0.091 mW/g

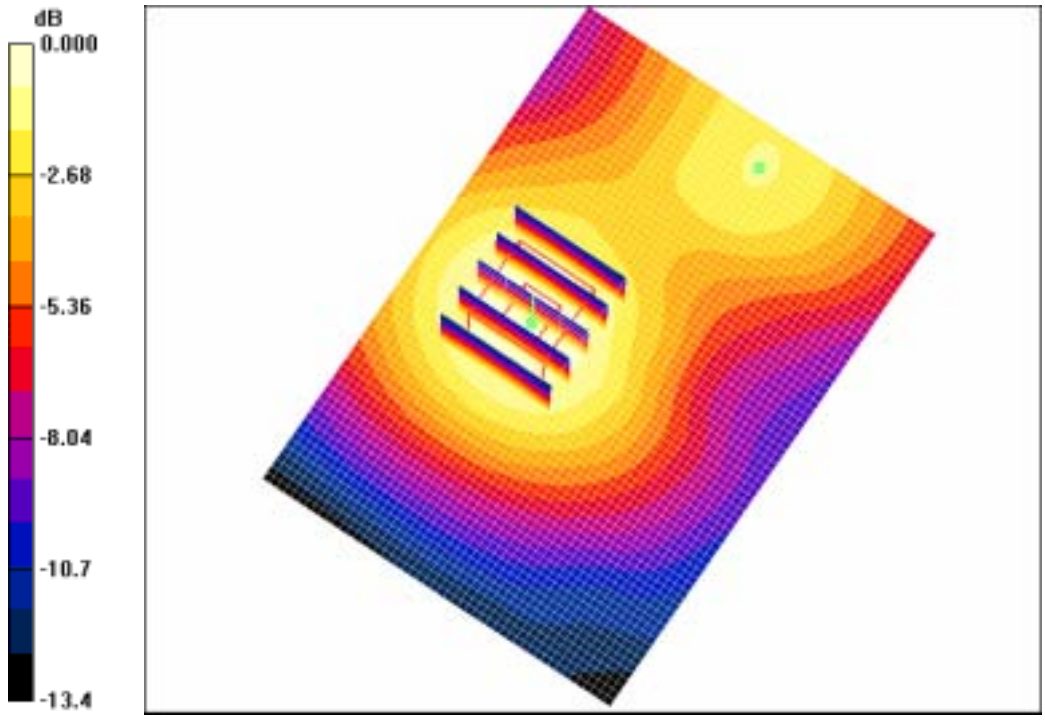

0 dB = 0.091mW/g

SAMSUNG FCC ID : A3LSGHD407 -- 1900MHz GSM1900 Head SAR
DUT: SGH-D407(Body); Serial: FD-005-B
Program Name: SGH-D407 GSM1900 Body (Job No. : FD-005)
Procedure Name: PTT, Ch.661, Ant.Fixed, Bat.Standard with BT ON
Procedure Notes: Meas. Ambient Temp(celsius)-22.4, Tissue Temp(celsius)-22.1; Test Date-17/Jan/2006 [OET Bulletin 65-Supplement C, July 2001]
Communication System: GSM 1900; Frequency: 1880 MHz;Duty Cycle: 1:8.3
Medium parameters used: f = 1880 MHz; σ = 1.41 mho/m; ε_r = 39.6; ρ = 1000 kg/m^3
Phantom section: Flat Section
DASY4 Configuration:

- Probe: ES3DV3 - SN3080; ConvF(4.92, 4.92, 4.92); Calibrated: 2005-05-26
- Sensor-Surface: 4mm (Mechanical Surface Detection)
- Electronics: DAE4 Sn533; Calibrated: 2005-11-21
- Phantom: PHANTOM #1; Type: SAM; Serial: TP-1143
- Measurement SW: DASY4, V4.6 Build 23; Postprocessing SW: SEMCAD, V1.8 Build 160

PTT, Ch.661, Ant.Fixed, Bat.Standard with BT ON/Zoom Scan (5x5x7)/Cube 0:
Measurement grid: dx=8mm, dy=8mm, dz=5mm
Reference Value = 6.47 V/m; Power Drift = 0.038 dB
Peak SAR (extrapolated) = 0.103 W/kg
SAR(1 g) = 0.071 mW/g
Maximum value of SAR (measured) = 0.077 mW/g

PTT, Ch.661, Ant.Fixed, Bat.Standard with BT ON/Area Scan (51x71x1): Measurement grid: dx=20mm, dy=20mm
Maximum value of SAR (interpolated) = 0.077 mW/g

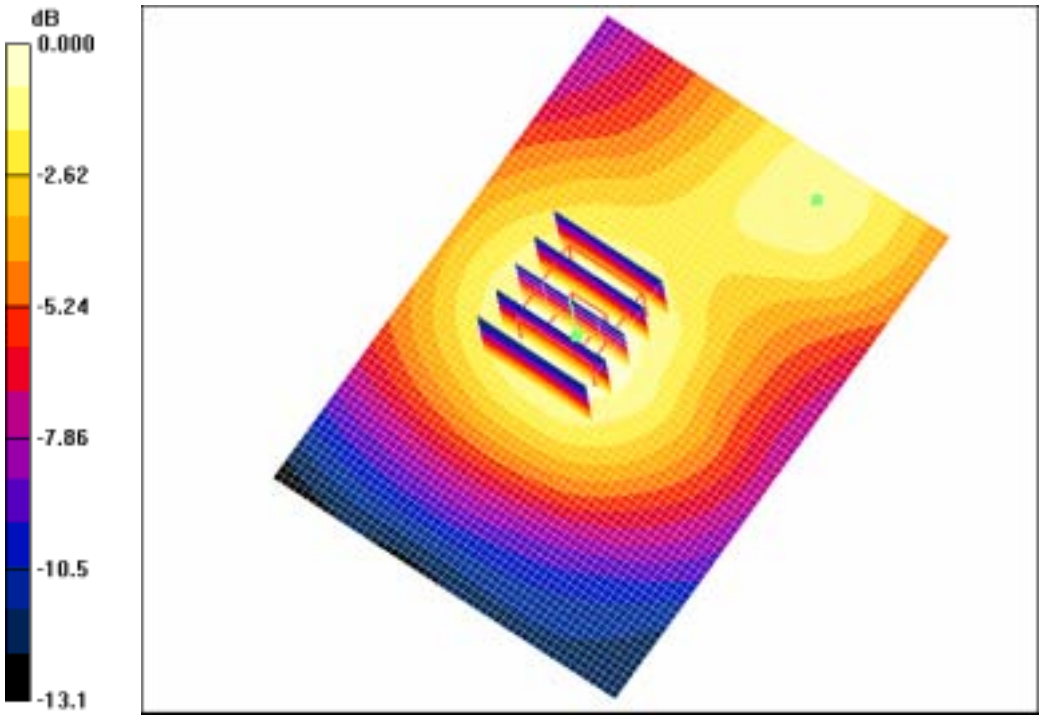

0 dB = 0.077mW/g

SAMSUNG FCC ID : A3LSGHD407 -- 1900MHz GSM1900 Body SAR
DUT: SGH-D407(Body); Serial: FD-005-B
Program Name: SGH-D407 GSM1900 Body (Job No. : FD-005)
Procedure Name: Body, Ch.661, Ant.Fixed, Bat.Standard
Procedure Notes: Meas. Ambient Temp(celsius)-22.5, Tissue Temp(celsius)-22.3; Test Date-17/Jan/2006 [OET Bulletin 65-Supplement C, July 2001]
Communication System: Body GPRS ; Frequency: 1880 MHz;Duty Cycle: 1:4.15
Medium parameters used: f = 1880 MHz; σ = 1.55 mho/m; ε_r = 52.1; ρ = 1000 kg/m^3
Phantom section: Flat Section
DASY4 Configuration:

- Probe: ES3DV3 - SN3080; ConvF(4.42, 4.42, 4.42); Calibrated: 2005-05-26
- Sensor-Surface: 4mm (Mechanical Surface Detection)
- Electronics: DAE4 Sn533; Calibrated: 2005-11-21
- Phantom: PHANTOM #2; Type: SAM; Serial: TP-1141
- Measurement SW: DASY4, V4.6 Build 23; Postprocessing SW: SEMCAD, V1.8 Build 160

Body, Ch.661, Ant.Fixed, Bat.Standard/Area Scan (51x71x1): Measurement grid: dx=20mm, dy=20mm
Maximum value of SAR (interpolated) = 0.641 mW/g

Body, Ch.661, Ant.Fixed, Bat.Standard/Zoom Scan (5x5x7)/Cube 0: Measurement grid: dx=8mm, dy=8mm, dz=5mm
Reference Value = 16.7 V/m; Power Drift = -0.075 dB
Peak SAR (extrapolated) = 0.861 W/kg
SAR(1 g) = 0.557 mW/g
Maximum value of SAR (measured) = 0.602 mW/g

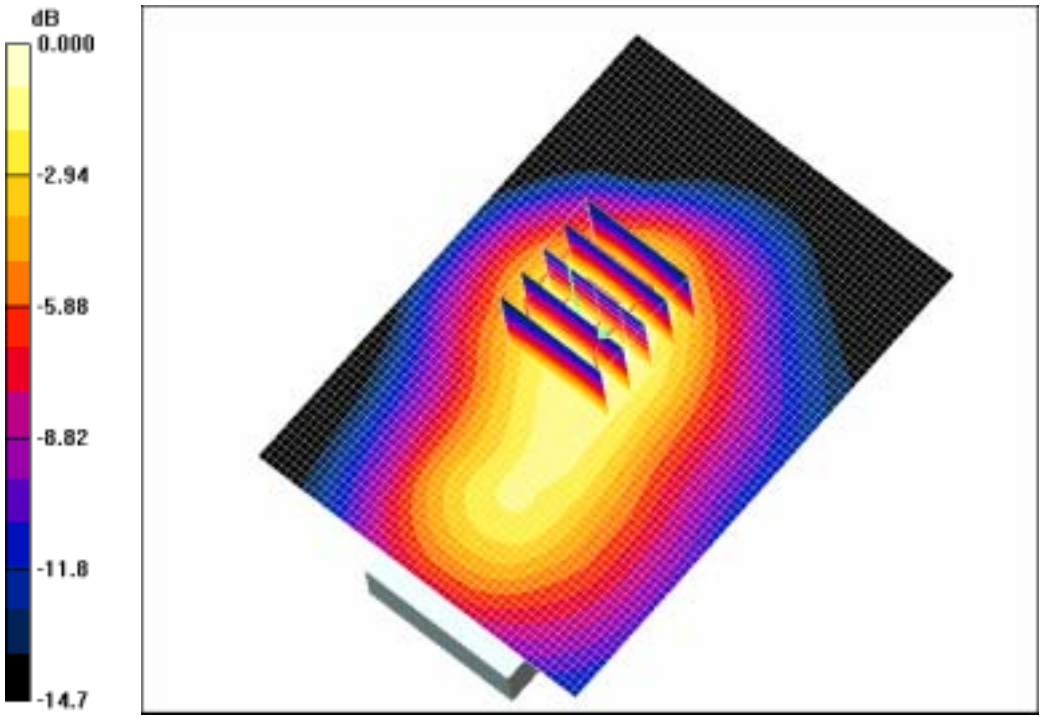

0 dB = 0.602mW/g

SAMSUNG FCC ID : A3LSGHD407 -- 1900MHz GSM1900 Body SAR
DUT: SGH-D407(Body); Serial: FD-005-B
Program Name: SGH-D407 GSM1900 Body (Job No. : FD-005)
Procedure Name: Body, Ch.661, Ant.Fixed, Bat.Standard with BT ON
Procedure Notes: Meas. Ambient Temp(celsius)-22.5, Tissue Temp(celsius)-22.3; Test Date-17/Jan/2006 [OET Bulletin 65-Supplement C, July 2001]
Communication System: Body GPRS ; Frequency: 1880 MHz;Duty Cycle: 1:4.15
Medium parameters used: f = 1880 MHz; σ = 1.55 mho/m; ε_r = 52.1; ρ = 1000 kg/m^3
Phantom section: Flat Section
DASY4 Configuration:

- Probe: ES3DV3 - SN3080; ConvF(4.42, 4.42, 4.42); Calibrated: 2005-05-26
- Sensor-Surface: 4mm (Mechanical Surface Detection)
- Electronics: DAE4 Sn533; Calibrated: 2005-11-21
- Phantom: PHANTOM #2; Type: SAM; Serial: TP-1141
- Measurement SW: DASY4, V4.6 Build 23; Postprocessing SW: SEMCAD, V1.8 Build 160

Body, Ch.661, Ant.Fixed, Bat.Standard with BT ON/Zoom Scan (5x5x7)/Cube 0:
Measurement grid: dx=8mm, dy=8mm, dz=5mm
Reference Value = 17.4 V/m; Power Drift = 0.010 dB
Peak SAR (extrapolated) = 0.921 W/kg
SAR(1 g) = 0.598 mW/g
Maximum value of SAR (measured) = 0.647 mW/g

Body, Ch.661, Ant.Fixed, Bat.Standard with BT ON/Area Scan (51x71x1): Measurement grid: dx=20mm, dy=20mm
Maximum value of SAR (interpolated) = 0.712 mW/g

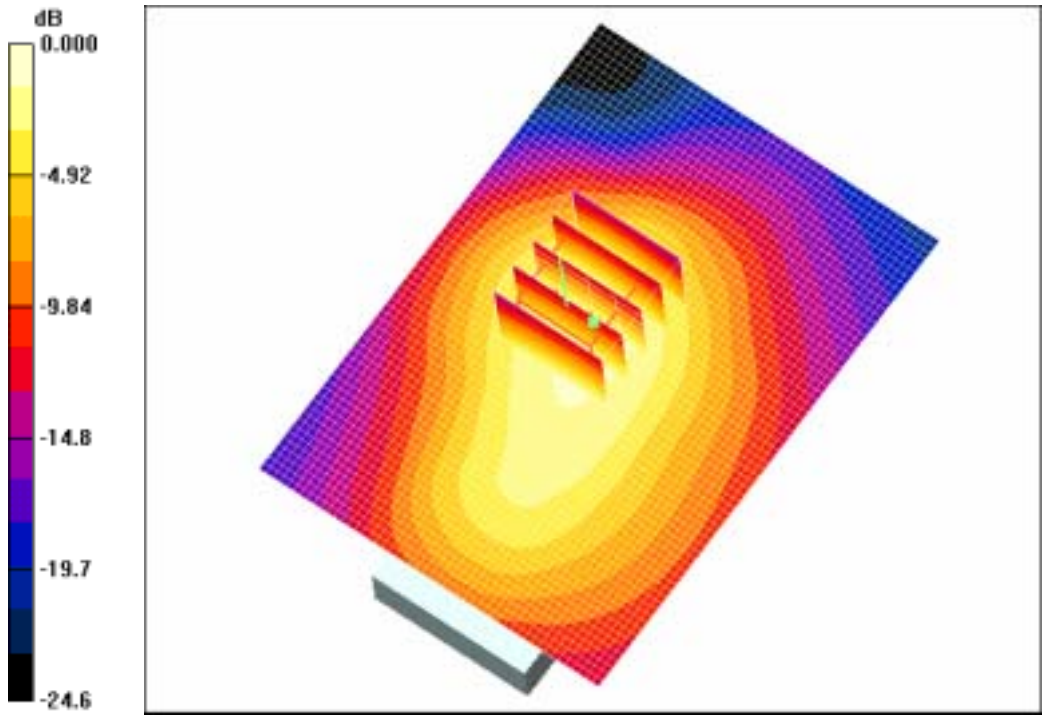

0 dB = 0.712mW/g

SAMSUNG FCC ID : A3LSGHD407 -- 835MHz GSM850 Head SAR
DUT: SGH-D407; Serial: FD-005-B
Program Name: SGH-D407 GSM850 Left (Job No. : FD-005)
Procedure Name: Cheek/Touch, Ch.251, Ant.Fixed, Bat.Standard
Procedure Notes: Meas. Ambient Temp(celsius)-21.8, Tissue Temp(celsius)-21.2; Test Date-16/Jan/2006 [OET Bulletin 65-Supplement C, July 2001]
Communication System: GSM 850; Frequency: 848.8 MHz;Duty Cycle: 1:8.3
Medium parameters used: f = 848.8 MHz; σ = 0.91 mho/m; ε_r = 40.9; ρ = 1000 kg/m^3
Phantom section: Left Section
DASY4 Configuration:

- Probe: ES3DV3 - SN3080; ConvF(5.75, 5.75, 5.75); Calibrated: 2005-05-26
- Sensor-Surface: 4mm (Mechanical Surface Detection)
- Electronics: DAE4 Sn533; Calibrated: 2005-11-21
- Phantom: PHANTOM #1; Type: SAM; Serial: TP-1143
- Measurement SW: DASY4, V4.6 Build 23; Postprocessing SW: SEMCAD, V1.8 Build 160

Cheek/Touch, Ch.251, Ant.Fixed, Bat.Standard/Area Scan (51x71x1): Measurement grid: dx=20mm, dy=20mm
Maximum value of SAR (interpolated) = 1.50 mW/g

Cheek/Touch, Ch.251, Ant.Fixed, Bat.Standard/Zoom Scan (5x5x7)/Cube 0:
Measurement grid: dx=8mm, dy=8mm, dz=5mm
Reference Value = 11.0 V/m; Power Drift = 0.002 dB
Peak SAR (extrapolated) = 1.98 W/kg
SAR(1 g) = 1.36 mW/g
Maximum value of SAR (measured) = 1.45 mW/g

SAMSUNG FCC ID : A3LSGHD407 -- 835MHz GSM850 Head SAR
DUT: SGH-D407; Serial: FD-005-B
Program Name: SGH-D407 GSM850 Left (Job No. : FD-005)
Procedure Name: Cheek/Touch, Ch.251, Ant.Fixed, Bat.Standard with BT ON
Procedure Notes: Meas. Ambient Temp(celsius)-21.8, Tissue Temp(celsius)-21.2; Test Date-16/Jan/2006 [OET Bulletin 65-Supplement C, July 2001]
Communication System: GSM 850; Frequency: 848.8 MHz;Duty Cycle: 1:8.3
Medium parameters used: f = 848.8 MHz; σ = 0.91 mho/m; ε_r = 40.9; ρ = 1000 kg/m^3
Phantom section: Left Section
DASY4 Configuration:

- Probe: ES3DV3 - SN3080; ConvF(5.75, 5.75, 5.75); Calibrated: 2005-05-26
- Sensor-Surface: 4mm (Mechanical Surface Detection)
- Electronics: DAE4 Sn533; Calibrated: 2005-11-21
- Phantom: PHANTOM #1; Type: SAM; Serial: TP-1143
- Measurement SW: DASY4, V4.6 Build 23; Postprocessing SW: SEMCAD, V1.8 Build 160

Cheek/Touch, Ch.251, Ant.Fixed, Bat.Standard with BT ON/Area Scan (51x71x1):
Measurement grid: dx=20mm, dy=20mm
Maximum value of SAR (interpolated) = 1.53 mW/g

Cheek/Touch, Ch.251, Ant.Fixed, Bat.Standard with BT ON/Zoom Scan (5x5x7)/Cube 0:
Measurement grid: dx=8mm, dy=8mm, dz=5mm
Reference Value = 11.8 V/m; Power Drift = -0.178 dB
Peak SAR (extrapolated) = 2.00 W/kg
SAR(1 g) = 1.38 mW/g
Maximum value of SAR (measured) = 1.47 mW/g

SAMSUNG FCC ID : A3LSGHD407 -- 835MHz GSM850 Head SAR
DUT: SGH-D407(Body); Serial: FD-005-B
Program Name: SGH-D407 GSM850 PTT (Job No. : FD-005)
Procedure Name: PTT, Ch.251, Ant.Fixed, Bat.Standard
Procedure Notes: Meas. Ambient Temp(celsius)-21.8, Tissue Temp(celsius)-21.2; Test Date-16/Jan/2006 [OET Bulletin 65-Supplement C, July 2001]
Communication System: GSM 850; Frequency: 848.8 MHz;Duty Cycle: 1:8.3
Medium parameters used: f = 848.8 MHz; σ = 0.91 mho/m; ε_r = 40.9; ρ = 1000 kg/m^3
Phantom section: Flat Section
DASY4 Configuration:

- Probe: ES3DV3 - SN3080; ConvF(5.75, 5.75, 5.75); Calibrated: 2005-05-26
- Sensor-Surface: 4mm (Mechanical Surface Detection)
- Electronics: DAE4 Sn533; Calibrated: 2005-11-21
- Phantom: PHANTOM #1; Type: SAM; Serial: TP-1143
- Measurement SW: DASY4, V4.6 Build 23; Postprocessing SW: SEMCAD, V1.8 Build 160

PTT, Ch.251, Ant.Fixed, Bat.Standard/Zoom Scan (5x5x7)/Cube 0: Measurement grid: dx=8mm, dy=8mm, dz=5mm
Reference Value = 13.8 V/m; Power Drift = -0.023 dB
Peak SAR (extrapolated) = 0.215 W/kg
SAR(1 g) = 0.162 mW/g
Maximum value of SAR (measured) = 0.171 mW/g

PTT, Ch.251, Ant.Fixed, Bat.Standard/Area Scan (51x71x1): Measurement grid: dx=20mm, dy=20mm
Maximum value of SAR (interpolated) = 0.172 mW/g

SAMSUNG FCC ID : A3LSGHD407 -- 835MHz GSM850 Head SAR
DUT: SGH-D407(Body); Serial: FD-005-B
Program Name: SGH-D407 GSM850 PTT (Job No. : FD-005)
Procedure Name: PTT, Ch.251, Ant.Fixed, Bat.Standard With BT ON
Procedure Notes: Meas. Ambient Temp(celsius)-21.8, Tissue Temp(celsius)-21.2; Test Date-16/Jan/2006 [OET Bulletin 65-Supplement C, July 2001]
Communication System: GSM 850; Frequency: 848.8 MHz;Duty Cycle: 1:8.3
Medium parameters used: f = 848.8 MHz; σ = 0.91 mho/m; ε_r = 40.9; ρ = 1000 kg/m^3
Phantom section: Flat Section
DASY4 Configuration:

- Probe: ES3DV3 - SN3080; ConvF(5.75, 5.75, 5.75); Calibrated: 2005-05-26
- Sensor-Surface: 4mm (Mechanical Surface Detection)
- Electronics: DAE4 Sn533; Calibrated: 2005-11-21
- Phantom: PHANTOM #1; Type: SAM; Serial: TP-1143
- Measurement SW: DASY4, V4.6 Build 23; Postprocessing SW: SEMCAD, V1.8 Build 160

PTT, Ch.251, Ant.Fixed, Bat.Standard With BT ON/Zoom Scan (5x5x7)/Cube 0:
Measurement grid: dx=8mm, dy=8mm, dz=5mm
Reference Value = 13.8 V/m; Power Drift = -0.037 dB
Peak SAR (extrapolated) = 0.217 W/kg
SAR(1 g) = 0.162 mW/g
Maximum value of SAR (measured) = 0.170 mW/g

PTT, Ch.251, Ant.Fixed, Bat.Standard With BT ON/Area Scan (51x71x1): Measurement grid: dx=20mm, dy=20mm
Maximum value of SAR (interpolated) = 0.172 mW/g

SAMSUNG FCC ID : A3LSGHD407 -- 835MHz GSM850 Body SAR
DUT: SGH-D407(Body); Serial: FD-005-B
Program Name: SGH-D407 GSM850 Body (Job No. : FD-005)
Procedure Name: Body, Ch.251, Ant.Fixed, Bat.Standard
Procedure Notes: Meas.Ambient Temp(celsius)-22.0, Tissue Temp(celsius)-21.6; Test Date-16/Jan/2006 [OET Bulletin 65-Supplement C, July 2001]
Communication System: GSM 850 (GPRS); Frequency: 848.8 MHz;Duty Cycle: 1:4.15
Medium parameters used: f = 848.8 MHz; σ = 1 mho/m; ε_r = 54.7; ρ = 1000 kg/m^3
Phantom section: Flat Section
DASY4 Configuration:

- Probe: ES3DV3 - SN3080; ConvF(5.82, 5.82, 5.82); Calibrated: 2005-05-26
- Sensor-Surface: 4mm (Mechanical Surface Detection)
- Electronics: DAE4 Sn533; Calibrated: 2005-11-21
- Phantom: PHANTOM #2; Type: SAM; Serial: TP-1141
- Measurement SW: DASY4, V4.6 Build 23; Postprocessing SW: SEMCAD, V1.8 Build 160

Body, Ch.251, Ant.Fixed, Bat.Standard/Area Scan (51x71x1): Measurement grid: dx=20mm, dy=20mm
Maximum value of SAR (interpolated) = 1.47 mW/g

Body, Ch.251, Ant.Fixed, Bat.Standard/Zoom Scan (5x5x7)/Cube 0: Measurement grid: dx=8mm, dy=8mm, dz=5mm
Reference Value = 34.4 V/m; Power Drift = 0.179 dB
Peak SAR (extrapolated) = 1.97 W/kg
SAR(1 g) = 1.41 mW/g
Maximum value of SAR (measured) = 1.50 mW/g

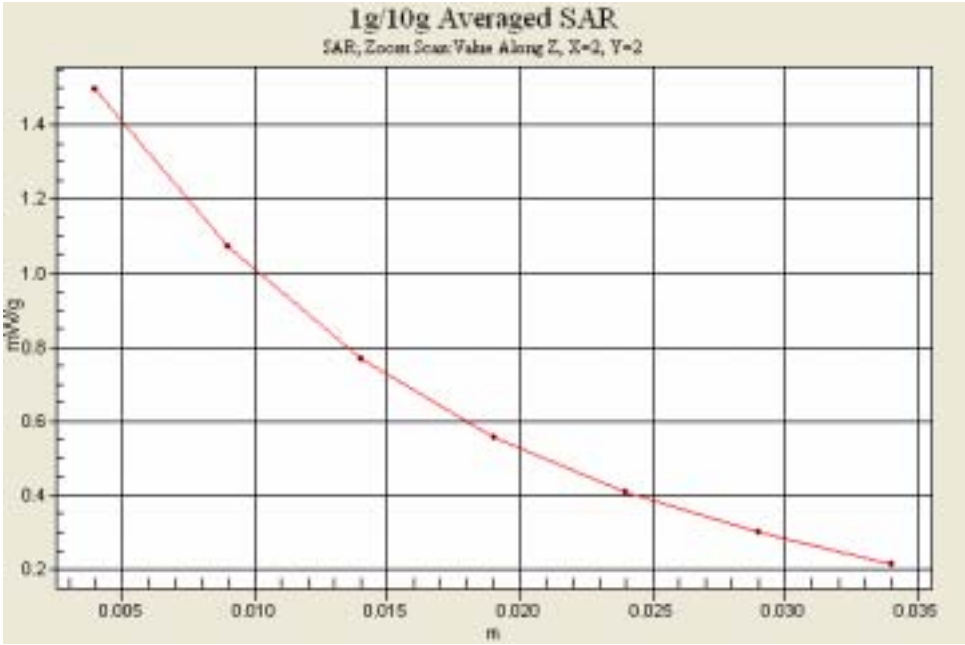

SAMSUNG FCC ID : A3LSGHD407 -- 835MHz GSM850 Body SAR
DUT: SGH-D407(Body); Serial: FD-005-B
Program Name: SGH-D407 GSM850 Body (Job No. : FD-005)
Procedure Name: Body, Ch.251, Ant.Fixed, Bat.Standard With BT ON
Procedure Notes: Meas.Ambient Temp(celsius)-22.0, Tissue Temp(celsius)-21.6; Test Date-16/Jan/2006 [OET Bulletin 65-Supplement C, July 2001]
Communication System: GSM 850 (GPRS); Frequency: 848.8 MHz;Duty Cycle: 1:4.15
Medium parameters used: f = 848.8 MHz; σ = 1 mho/m; ε_r = 54.7; ρ = 1000 kg/m^3
Phantom section: Flat Section
DASY4 Configuration:

- Probe: ES3DV3 - SN3080; ConvF(5.82, 5.82, 5.82); Calibrated: 2005-05-26
- Sensor-Surface: 4mm (Mechanical Surface Detection)
- Electronics: DAE4 Sn533; Calibrated: 2005-11-21
- Phantom: PHANTOM #2; Type: SAM; Serial: TP-1141
- Measurement SW: DASY4, V4.6 Build 23; Postprocessing SW: SEMCAD, V1.8 Build 160

Body, Ch.251, Ant.Fixed, Bat.Standard With BT ON/Area Scan (51x71x1): Measurement grid: dx=20mm, dy=20mm
Maximum value of SAR (interpolated) = 1.46 mW/g

Body, Ch.251, Ant.Fixed, Bat.Standard With BT ON/Zoom Scan (5x5x7)/Cube 0:
Measurement grid: dx=8mm, dy=8mm, dz=5mm
Reference Value = 34.8 V/m; Power Drift = -0.016 dB
Peak SAR (extrapolated) = 1.91 W/kg
SAR(1 g) = 1.37 mW/g
Maximum value of SAR (measured) = 1.45 mW/g

SAMSUNG FCC ID : A3LSGHD407 -- 1900MHz GSM1900 Head SAR
DUT: SGH-D407; Serial: FD-005-B
Program Name: SGH-D407 GSM1900 Left (Job No. : FD-005)
Procedure Name: Cheek/Touch, Ch.661, Ant.Fixed, Bat.Standard
Procedure Notes: Meas. Ambient Temp(celsius)-22.4, Tissue Temp(celsius)-22.1; Test Date-17/Jan/2006 [OET Bulletin 65-Supplement C, July 2001]
Communication System: GSM 1900; Frequency: 1880 MHz;Duty Cycle: 1:8.3
Medium parameters used: f = 1880 MHz; σ = 1.41 mho/m; ε_r = 39.6; ρ = 1000 kg/m^3
Phantom section: Left Section
DASY4 Configuration:

- Probe: ES3DV3 - SN3080; ConvF(4.92, 4.92, 4.92); Calibrated: 2005-05-26
- Sensor-Surface: 4mm (Mechanical Surface Detection)
- Electronics: DAE4 Sn533; Calibrated: 2005-11-21
- Phantom: PHANTOM #1; Type: SAM; Serial: TP-1143
- Measurement SW: DASY4, V4.6 Build 23; Postprocessing SW: SEMCAD, V1.8 Build 160

Cheek/Touch, Ch.661, Ant.Fixed, Bat.Standard/Area Scan (51x71x1): Measurement grid: dx=20mm, dy=20mm
Maximum value of SAR (interpolated) = 0.652 mW/g

Cheek/Touch, Ch.661, Ant.Fixed, Bat.Standard/Zoom Scan (5x5x7)/Cube 0:
Measurement grid: dx=8mm, dy=8mm, dz=5mm
Reference Value = 5.80 V/m; Power Drift = -0.021 dB
Peak SAR (extrapolated) = 1.10 W/kg
SAR(1 g) = 0.658 mW/g
Maximum value of SAR (measured) = 0.737 mW/g

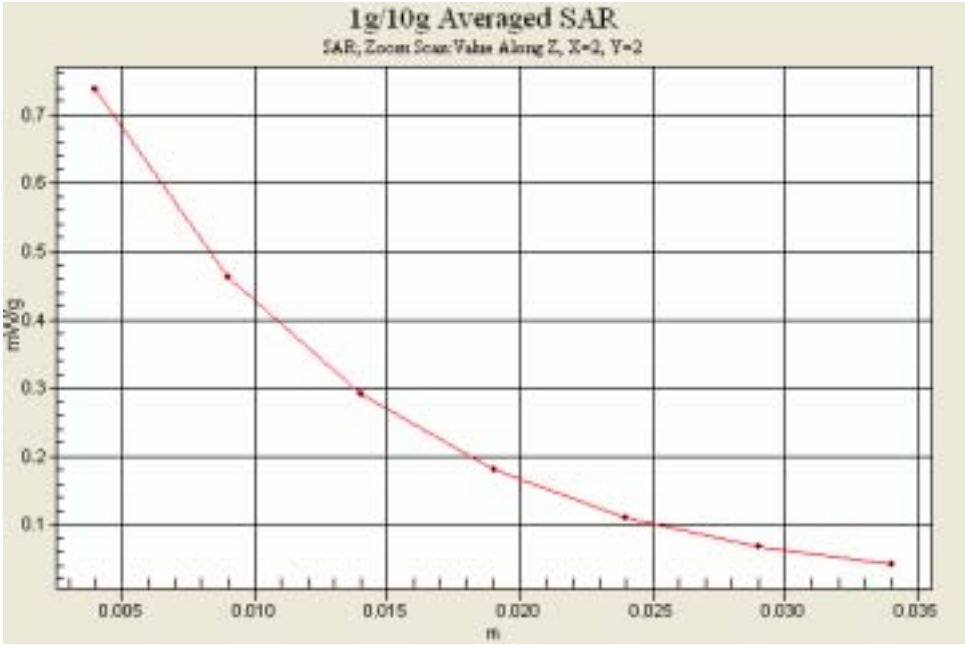

SAMSUNG FCC ID : A3LSGHD407 -- 1900MHz GSM1900 Head SAR
DUT: SGH-D407; Serial: FD-005-B
Program Name: SGH-D407 GSM1900 Left (Job No. : FD-005)
Procedure Name: Cheek/Touch, Ch.661, Ant.Fixed, Bat.Standard With BT ON
Procedure Notes: Meas. Ambient Temp(celsius)-22.4, Tissue Temp(celsius)-22.1; Test Date-17/Jan/2006 [OET Bulletin 65-Supplement C, July 2001]
Communication System: GSM 1900; Frequency: 1880 MHz;Duty Cycle: 1:8.3
Medium parameters used: f = 1880 MHz; σ = 1.41 mho/m; ε_r = 39.6; ρ = 1000 kg/m^3
Phantom section: Left Section
DASY4 Configuration:

- Probe: ES3DV3 - SN3080; ConvF(4.92, 4.92, 4.92); Calibrated: 2005-05-26
- Sensor-Surface: 4mm (Mechanical Surface Detection)
- Electronics: DAE4 Sn533; Calibrated: 2005-11-21
- Phantom: PHANTOM #1; Type: SAM; Serial: TP-1143
- Measurement SW: DASY4, V4.6 Build 23; Postprocessing SW: SEMCAD, V1.8 Build 160

Cheek/Touch, Ch.661, Ant.Fixed, Bat.Standard With BT ON/Zoom Scan (5x5x7)/Cube 0:
Measurement grid: dx=8mm, dy=8mm, dz=5mm
Reference Value = 5.62 V/m; Power Drift = 0.080 dB
Peak SAR (extrapolated) = 0.977 W/kg
SAR(1 g) = 0.595 mW/g
Maximum value of SAR (measured) = 0.645 mW/g

Cheek/Touch, Ch.661, Ant.Fixed, Bat.Standard With BT ON/Area Scan (51x71x1):
Measurement grid: dx=20mm, dy=20mm
Maximum value of SAR (interpolated) = 0.601 mW/g

SAMSUNG FCC ID : A3LSGHD407 -- 1900MHz GSM1900 Head SAR
DUT: SGH-D407(Body); Serial: FD-005-B
Program Name: SGH-D407 GSM1900 Body (Job No. : FD-005)
Procedure Name: PTT, Ch.661, Ant.Fixed, Bat.Standard
Procedure Notes: Meas. Ambient Temp(celsius)-22.4, Tissue Temp(celsius)-22.1; Test Date-17/Jan/2006 [OET Bulletin 65-Supplement C, July 2001]
Communication System: GSM 1900; Frequency: 1880 MHz;Duty Cycle: 1:8.3
Medium parameters used: f = 1880 MHz; σ = 1.41 mho/m; ε_r = 39.6; ρ = 1000 kg/m^3
Phantom section: Flat Section
DASY4 Configuration:

- Probe: ES3DV3 - SN3080; ConvF(4.92, 4.92, 4.92); Calibrated: 2005-05-26
- Sensor-Surface: 4mm (Mechanical Surface Detection)
- Electronics: DAE4 Sn533; Calibrated: 2005-11-21
- Phantom: PHANTOM #1; Type: SAM; Serial: TP-1143
- Measurement SW: DASY4, V4.6 Build 23; Postprocessing SW: SEMCAD, V1.8 Build 160

PTT, Ch.661, Ant.Fixed, Bat.Standard/Zoom Scan (5x5x7)/Cube 0: Measurement grid: dx=8mm, dy=8mm, dz=5mm
Reference Value = 6.46 V/m; Power Drift = -0.021 dB
Peak SAR (extrapolated) = 0.122 W/kg
SAR(1 g) = 0.083 mW/g
Maximum value of SAR (measured) = 0.089 mW/g

PTT, Ch.661, Ant.Fixed, Bat.Standard/Area Scan (51x71x1): Measurement grid: dx=20mm, dy=20mm
Maximum value of SAR (interpolated) = 0.091 mW/g

SAMSUNG FCC ID : A3LSGHD407 -- 1900MHz GSM1900 Head SAR
DUT: SGH-D407(Body); Serial: FD-005-B
Program Name: SGH-D407 GSM1900 Body (Job No. : FD-005)
Procedure Name: PTT, Ch.661, Ant.Fixed, Bat.Standard with BT ON
Procedure Notes: Meas. Ambient Temp(celsius)-22.4, Tissue Temp(celsius)-22.1; Test Date-17/Jan/2006 [OET Bulletin 65-Supplement C, July 2001]
Communication System: GSM 1900; Frequency: 1880 MHz;Duty Cycle: 1:8.3
Medium parameters used: f = 1880 MHz; σ = 1.41 mho/m; ε_r = 39.6; ρ = 1000 kg/m^3
Phantom section: Flat Section
DASY4 Configuration:

- Probe: ES3DV3 - SN3080; ConvF(4.92, 4.92, 4.92); Calibrated: 2005-05-26
- Sensor-Surface: 4mm (Mechanical Surface Detection)
- Electronics: DAE4 Sn533; Calibrated: 2005-11-21
- Phantom: PHANTOM #1; Type: SAM; Serial: TP-1143
- Measurement SW: DASY4, V4.6 Build 23; Postprocessing SW: SEMCAD, V1.8 Build 160

PTT, Ch.661, Ant.Fixed, Bat.Standard with BT ON/Zoom Scan (5x5x7)/Cube 0:
Measurement grid: dx=8mm, dy=8mm, dz=5mm
Reference Value = 6.47 V/m; Power Drift = 0.038 dB
Peak SAR (extrapolated) = 0.103 W/kg
SAR(1 g) = 0.071 mW/g
Maximum value of SAR (measured) = 0.077 mW/g

PTT, Ch.661, Ant.Fixed, Bat.Standard with BT ON/Area Scan (51x71x1): Measurement grid: dx=20mm, dy=20mm
Maximum value of SAR (interpolated) = 0.077 mW/g

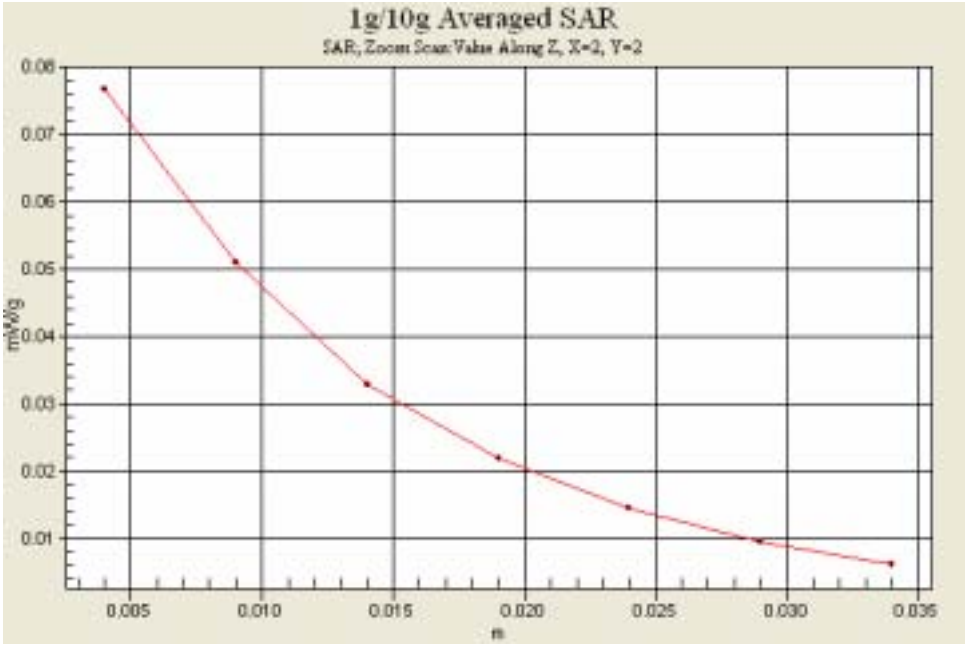

SAMSUNG FCC ID : A3LSGHD407 -- 1900MHz GSM1900 Body SAR
DUT: SGH-D407(Body); Serial: FD-005-B
Program Name: SGH-D407 GSM1900 Body (Job No. : FD-005)
Procedure Name: Body, Ch.661, Ant.Fixed, Bat.Standard
Procedure Notes: Meas. Ambient Temp(celsius)-22.5, Tissue Temp(celsius)-22.3; Test Date-17/Jan/2006 [OET Bulletin 65-Supplement C, July 2001]
Communication System: Body GPRS ; Frequency: 1880 MHz;Duty Cycle: 1:4.15
Medium parameters used: f = 1880 MHz; σ = 1.55 mho/m; ε_r = 52.1; ρ = 1000 kg/m^3
Phantom section: Flat Section
DASY4 Configuration:

- Probe: ES3DV3 - SN3080; ConvF(4.42, 4.42, 4.42); Calibrated: 2005-05-26
- Sensor-Surface: 4mm (Mechanical Surface Detection)
- Electronics: DAE4 Sn533; Calibrated: 2005-11-21
- Phantom: PHANTOM #2; Type: SAM; Serial: TP-1141
- Measurement SW: DASY4, V4.6 Build 23; Postprocessing SW: SEMCAD, V1.8 Build 160

Body, Ch.661, Ant.Fixed, Bat.Standard/Area Scan (51x71x1): Measurement grid: dx=20mm, dy=20mm
Maximum value of SAR (interpolated) = 0.641 mW/g

Body, Ch.661, Ant.Fixed, Bat.Standard/Zoom Scan (5x5x7)/Cube 0: Measurement grid: dx=8mm, dy=8mm, dz=5mm
Reference Value = 16.7 V/m; Power Drift = -0.075 dB
Peak SAR (extrapolated) = 0.861 W/kg
SAR(1 g) = 0.557 mW/g
Maximum value of SAR (measured) = 0.602 mW/g

SAMSUNG FCC ID : A3LSGHD407 -- 1900MHz GSM1900 Body SAR
DUT: SGH-D407(Body); Serial: FD-005-B
Program Name: SGH-D407 GSM1900 Body (Job No. : FD-005)
Procedure Name: Body, Ch.661, Ant.Fixed, Bat.Standard with BT ON
Procedure Notes: Meas. Ambient Temp(celsius)-22.5, Tissue Temp(celsius)-22.3; Test Date-17/Jan/2006 [OET Bulletin 65-Supplement C, July 2001]
Communication System: Body GPRS ; Frequency: 1880 MHz;Duty Cycle: 1:4.15
Medium parameters used: f = 1880 MHz; σ = 1.55 mho/m; ε_r = 52.1; ρ = 1000 kg/m^3
Phantom section: Flat Section
DASY4 Configuration:

- Probe: ES3DV3 - SN3080; ConvF(4.42, 4.42, 4.42); Calibrated: 2005-05-26
- Sensor-Surface: 4mm (Mechanical Surface Detection)
- Electronics: DAE4 Sn533; Calibrated: 2005-11-21
- Phantom: PHANTOM #2; Type: SAM; Serial: TP-1141
- Measurement SW: DASY4, V4.6 Build 23; Postprocessing SW: SEMCAD, V1.8 Build 160

Body, Ch.661, Ant.Fixed, Bat.Standard with BT ON/Zoom Scan (5x5x7)/Cube 0:
Measurement grid: dx=8mm, dy=8mm, dz=5mm
Reference Value = 17.4 V/m; Power Drift = 0.010 dB
Peak SAR (extrapolated) = 0.921 W/kg
SAR(1 g) = 0.598 mW/g
Maximum value of SAR (measured) = 0.647 mW/g
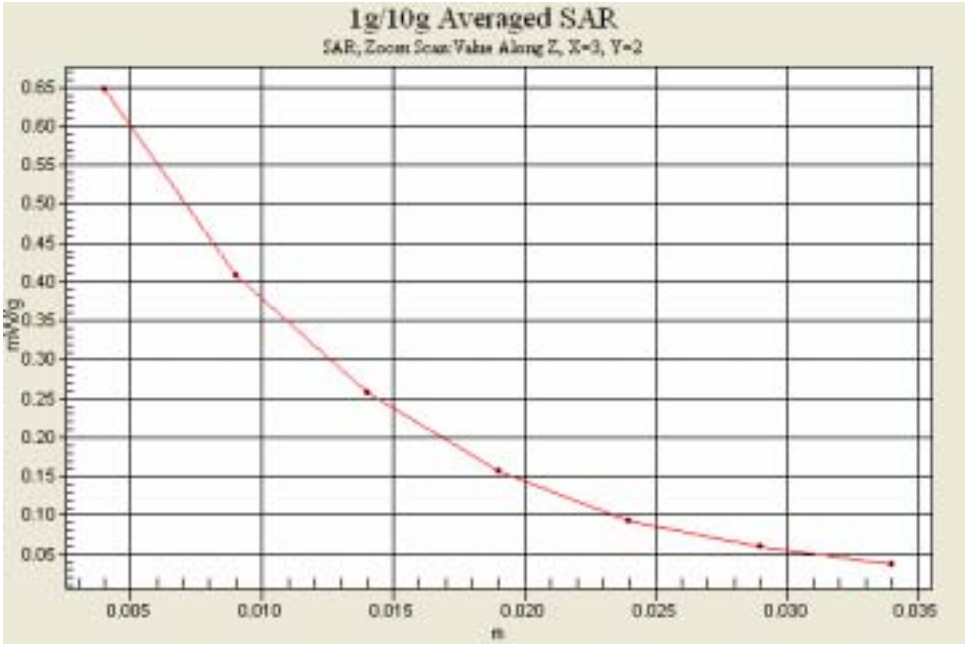
Body, Ch.661, Ant.Fixed, Bat.Standard with BT ON/Area Scan (51x71x1): Measurement grid: dx=20mm, dy=20mm
Maximum value of SAR (interpolated) = 0.712 mW/g