APPENDIX G

Plots of The SAR Measurements

SAMSUNG FCC ID : A3LSGHE340E 1900MHz GSM1900 Head SAR

DUT: SGH-E340E; Serial: FC-066-B
Program Name: SGH-E340E GSM1900 Right (Job No. : FC-066)
Procedure Name: Cheek/Touch, Ch.810, Ant.Intenna, Bat.Standard
Procedure Notes: Meas.Tissue Temp(celsius)-21.4; Test Date-13/May/2005 [OET Bulletin 65-Supplement C, July 2001]

Communication System: GSM 1900; Frequency: 1909.8 MHz;Duty Cycle: 1:8.3
Medium parameters used: f = 1909.8 MHz; σ = 1.41 mho/m; ε_r = 39.4; ρ = 1000 kg/m^3
Phantom section: Right Section

DASY4 Configuration:
- Probe: EX3DV4 - SN3537; ConvF(8.29, 8.29, 8.29); Calibrated: 2004-12-15
- Sensor-Surface: 4mm (Mechanical Surface Detection)
- Electronics: DAE3 Sn468; Calibrated: 2004-12-07
- Phantom: SAM 1800/1900 MHz; Type: SAM; Serial: TP-1248
- Measurement SW: DASY4, V4.5 Build 19; Postprocessing SW: SEMCAD, V1.8 Build 146

Cheek/Touch, Ch.810, Ant.Intenna, Bat.Standard/Zoom Scan (5x5x7)/Cube 0:

Measurement grid: dx=8mm, dy=8mm, dz=5mm
Reference Value = 6.50 V/m; Power Drift = 0.274 dB
Peak SAR (extrapolated) = 0.730 W/kg
SAR(1 g) = 0.436 mW/g

Maximum value of SAR (measured) = 0.469 mW/g

Cheek/Touch, Ch.810, Ant.Intenna, Bat.Standard/Area Scan (41x71x1): Measurement grid: dx=20mm, dy=20mm
Maximum value of SAR (interpolated) = 0.457 mW/g

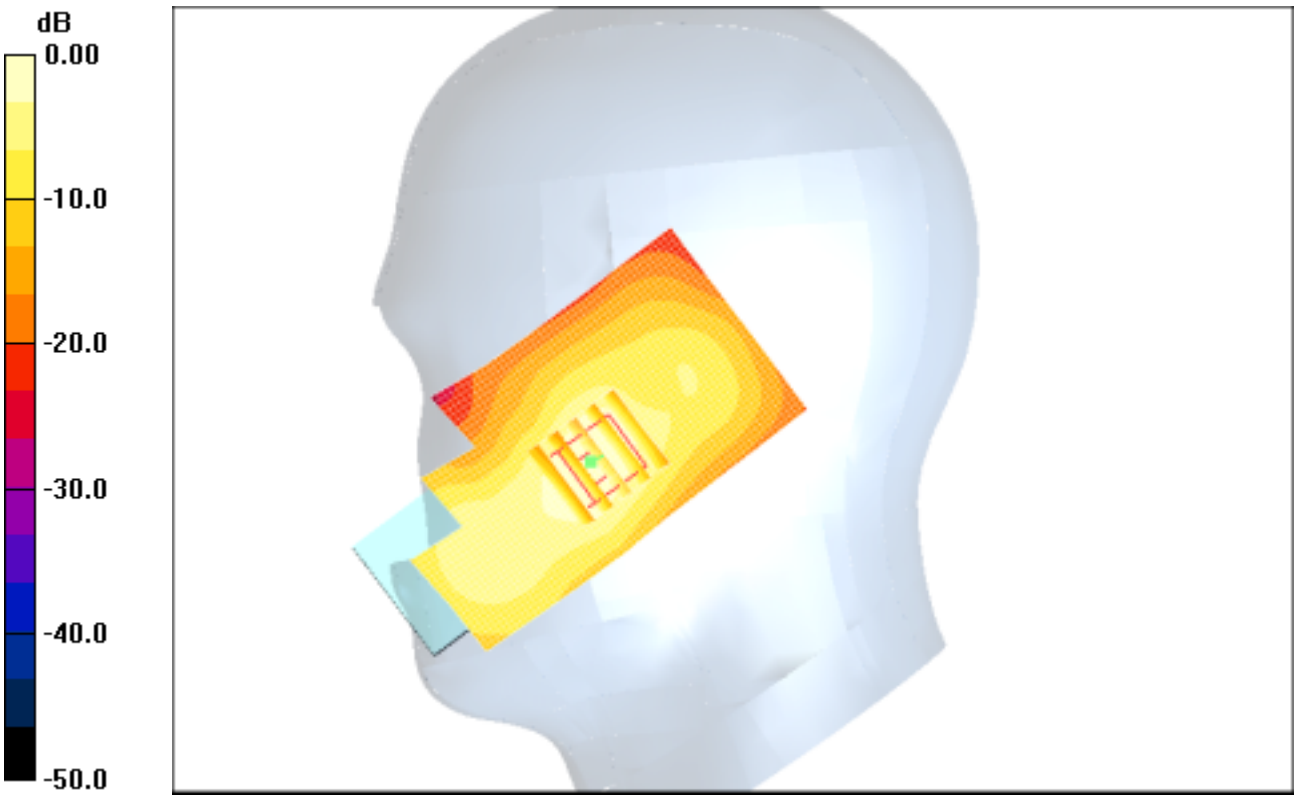

0 dB = 0.457mW/g

SAMSUNG FCC ID : A3LSGHE340E 1900MHz GSM1900 Head SAR

DUT: SGH-E340E; Serial: FC-066-B
Program Name: SGH-E340E GSM1900 Right (Job No. : FC-066)
Procedure Name: Ear/Tilt, Ch.661, Ant.Intenna, Bat.Standard
Procedure Notes: Meas.Tissue Temp(celsius)-21.4; Test Date-13/May/2005 [OET Bulletin 65-Supplement C, July 2001]

Communication System: GSM 1900; Frequency: 1880 MHz;Duty Cycle: 1:8.3
Medium parameters used: f = 1880 MHz; σ = 1.41 mho/m; ε_r = 39.4; ρ = 1000 kg/m^3
Phantom section: Right Section

DASY4 Configuration:
- Probe: EX3DV4 - SN3537; ConvF(8.29, 8.29, 8.29); Calibrated: 2004-12-15
- Sensor-Surface: 4mm (Mechanical Surface Detection)
- Electronics: DAE3 Sn468; Calibrated: 2004-12-07
- Phantom: SAM 1800/1900 MHz; Type: SAM; Serial: TP-1248
- Measurement SW: DASY4, V4.5 Build 19; Postprocessing SW: SEMCAD, V1.8 Build 146

Ear/Tilt, Ch.661, Ant.Intenna, Bat.Standard/Zoom Scan (5x5x7)/Cube 0:

Measurement grid: dx=8mm, dy=8mm, dz=5mm
Reference Value = 7.51 V/m; Power Drift = -0.050 dB
Peak SAR (extrapolated) = 0.145 W/kg
SAR(1 g) = 0.093 mW/g

Maximum value of SAR (measured) = 0.101 mW/g

Ear/Tilt, Ch.661, Ant.Intenna, Bat.Standard/Area Scan (51x71x1): Measurement grid: dx=20mm, dy=20mm
Maximum value of SAR (interpolated) = 0.112 mW/g

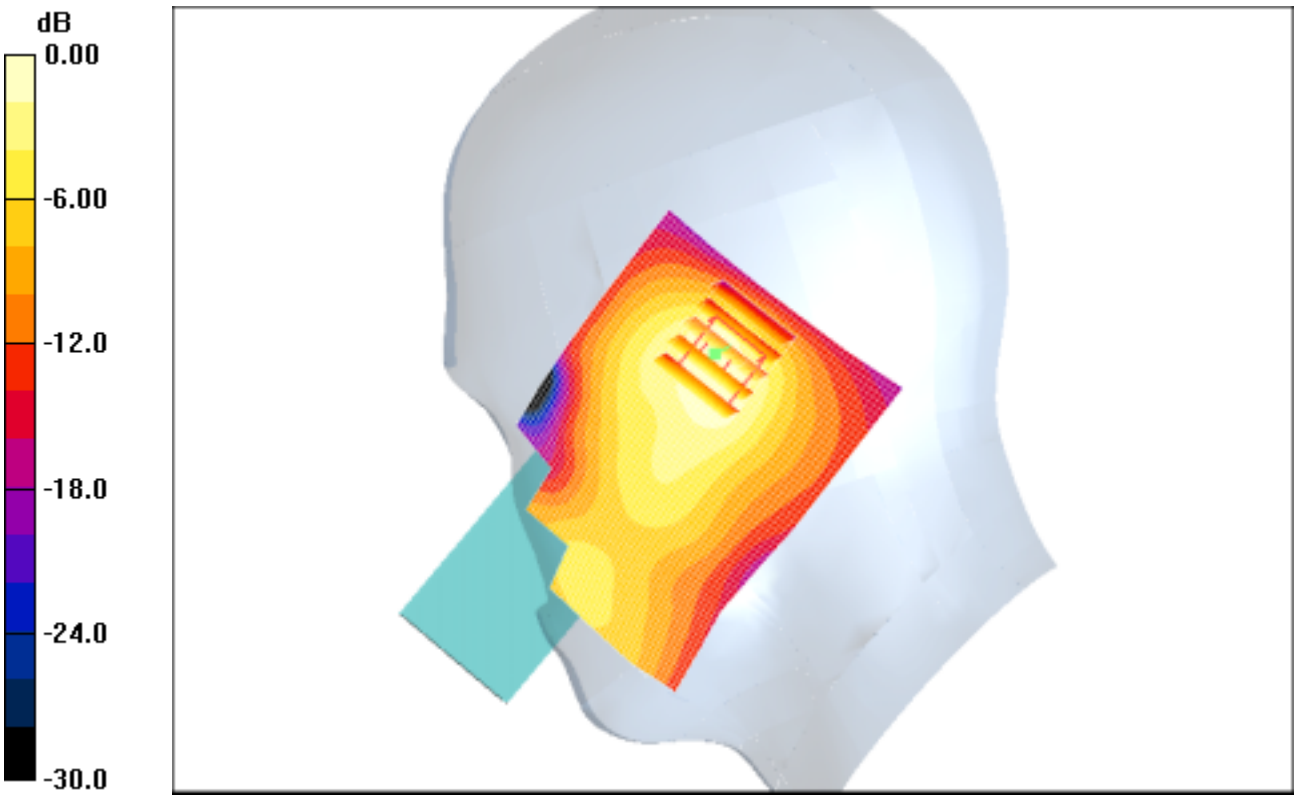

0 dB = 0.112mW/g

SAMSUNG FCC ID : A3LSGHE340E 1900MHz GSM1900 Head SAR

DUT: SGH-E340E; Serial: FC-066-B
Program Name: SGH-E340E GSM1900 Left (Job No. : FC-066)
Procedure Name: Cheek/Touch, Ch.810, Ant.Intenna, Bat.Standard
Procedure Notes: Meas.Tissue Temp(celsius)-21.4; Test Date-13/May/2005 [OET Bulletin 65-Supplement C, July 2001]

Communication System: GSM 1900; Frequency: 1909.8 MHz;Duty Cycle: 1:8.3
Medium parameters used: f = 1909.8 MHz; σ = 1.41 mho/m; ε_r = 39.4; ρ = 1000 kg/m^3
Phantom section: Left Section

DASY4 Configuration:
- Probe: EX3DV4 - SN3537; ConvF(8.29, 8.29, 8.29); Calibrated: 2004-12-15
- Sensor-Surface: 4mm (Mechanical Surface Detection)
- Electronics: DAE3 Sn468; Calibrated: 2004-12-07
- Phantom: SAM 1800/1900 MHz; Type: SAM; Serial: TP-1248
- Measurement SW: DASY4, V4.5 Build 19; Postprocessing SW: SEMCAD, V1.8 Build 146

Cheek/Touch, Ch.810, Ant.Intenna, Bat.Standard/Area Scan (51x71x1): Measurement grid: dx=20mm, dy=20mm
Maximum value of SAR (interpolated) = 0.456 mW/g

Cheek/Touch, Ch.810, Ant.Intenna, Bat.Standard/Zoom Scan (5x5x7)/Cube 0:
Measurement grid: dx=8mm, dy=8mm, dz=5mm
Reference Value = 7.20 V/m; Power Drift = -0.059 dB
Peak SAR (extrapolated) = 0.693 W/kg
SAR(1 g) = 0.430 mW/g

Maximum value of SAR (measured) = 0.470 mW/g



0 dB = 0.470mW/g

SAMSUNG FCC ID : A3LSGHE340E 1900MHz GSM1900 Head SAR

DUT: SGH-E340E; Serial: FC-066-B
Program Name: SGH-E340E GSM1900 Left (Job No. : FC-066)
Procedure Name: Ear/Tilt, Ch.661, Ant.Intenna, Bat.Standard
Procedure Notes: Meas.Tissue Temp(celsius)-21.4; Test Date-13/May/2005 [OET Bulletin 65-Supplement C, July 2001]

Communication System: GSM 1900; Frequency: 1880 MHz;Duty Cycle: 1:8.3
Medium parameters used: f = 1880 MHz; σ = 1.41 mho/m; ε_r = 39.4; ρ = 1000 kg/m^3
Phantom section: Left Section

DASY4 Configuration:
- Probe: EX3DV4 - SN3537; ConvF(8.29, 8.29, 8.29); Calibrated: 2004-12-15
- Sensor-Surface: 4mm (Mechanical Surface Detection)
- Electronics: DAE3 Sn468; Calibrated: 2004-12-07
- Phantom: SAM 1800/1900 MHz; Type: SAM; Serial: TP-1248
- Measurement SW: DASY4, V4.5 Build 19; Postprocessing SW: SEMCAD, V1.8 Build 146

Ear/Tilt, Ch.661, Ant.Intenna, Bat.Standard/Zoom Scan (5x5x7)/Cube 0:

Measurement grid: dx=8mm, dy=8mm, dz=5mm
Reference Value = 7.77 V/m; Power Drift = 0.043 dB
Peak SAR (extrapolated) = 0.155 W/kg
SAR(1 g) = 0.097 mW/g

Maximum value of SAR (measured) = 0.104 mW/g

Ear/Tilt, Ch.661, Ant.Intenna, Bat.Standard/Area Scan (51x71x1): Measurement grid: dx=20mm, dy=20mm
Maximum value of SAR (interpolated) = 0.115 mW/g

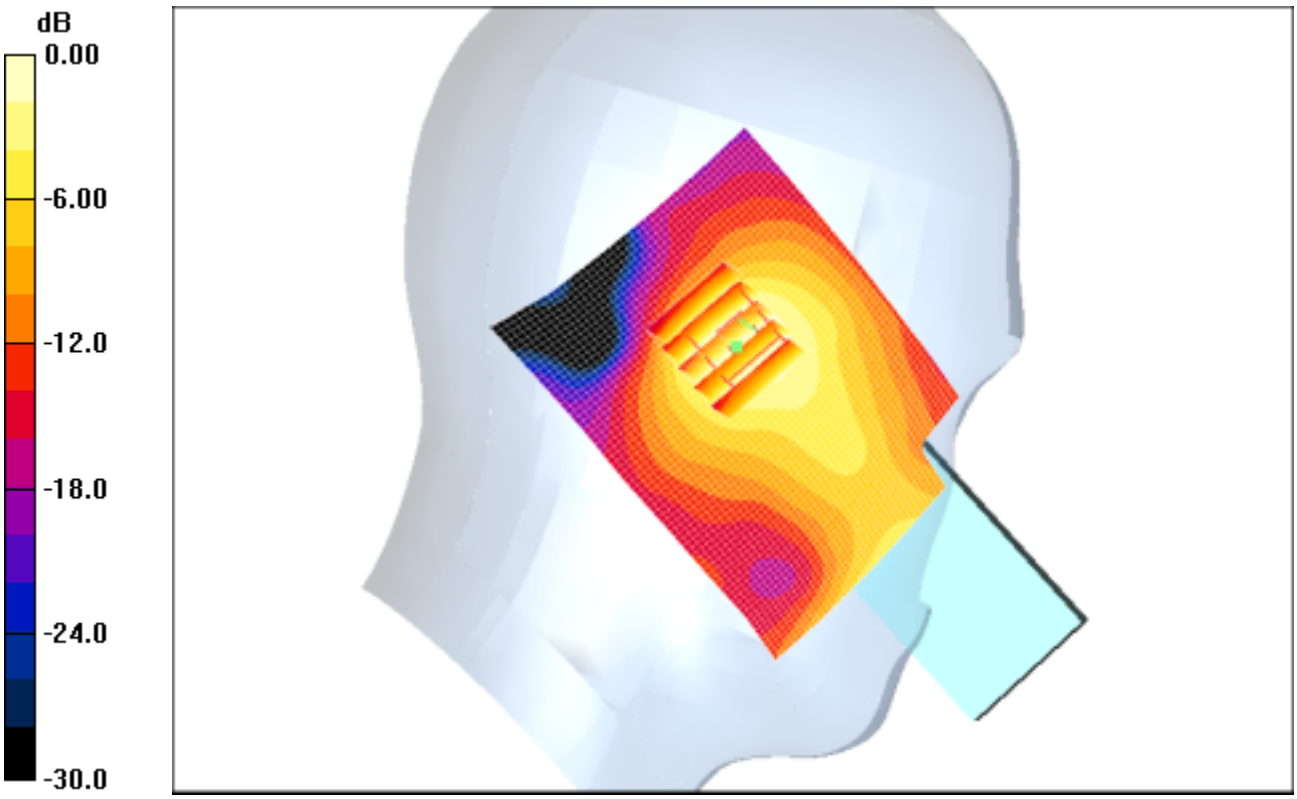

0 dB = 0.115mW/g

SAMSUNG FCC ID : A3LSGHE340E 1900MHz GSM1900 Head SAR

DUT: SGH-E340E; Serial: FC-066-B
Program Name: SGH-E340E GSM1900 Right (Job No. : FC-066)
Procedure Name: Cheek/Touch, Ch.810, Ant.Intenna, Bat.Standard with BT on
Procedure Notes: Meas.Tissue Temp(celsius)-21.4; Test Date-13/May/2005 [OET Bulletin 65-Supplement C, July 2001]

Communication System: GSM 1900; Frequency: 1909.8 MHz;Duty Cycle: 1:8.3
Medium parameters used: f = 1909.8 MHz; σ = 1.41 mho/m; ε_r = 39.4; ρ = 1000 kg/m^3
Phantom section: Right Section

DASY4 Configuration:
- Probe: EX3DV4 - SN3537; ConvF(8.29, 8.29, 8.29); Calibrated: 2004-12-15
- Sensor-Surface: 4mm (Mechanical Surface Detection)
- Electronics: DAE3 Sn468; Calibrated: 2004-12-07
- Phantom: SAM 1800/1900 MHz; Type: SAM; Serial: TP-1248
- Measurement SW: DASY4, V4.5 Build 19; Postprocessing SW: SEMCAD, V1.8 Build 146

Cheek/Touch, Ch.810, Ant.Intenna, Bat.Standard with BT on/Zoom Scan (5x5x7)/Cube 0: Measurement grid: dx=8mm, dy=8mm, dz=5mm
Reference Value = 6.88 V/m; Power Drift = -0.117 dB
Peak SAR (extrapolated) = 0.747 W/kg
SAR(1 g) = 0.448 mW/g

Maximum value of SAR (measured) = 0.473 mW/g

Cheek/Touch, Ch.810, Ant.Intenna, Bat.Standard with BT on/Area Scan (41x71x1):
Measurement grid: dx=20mm, dy=20mm
Maximum value of SAR (interpolated) = 0.467 mW/g

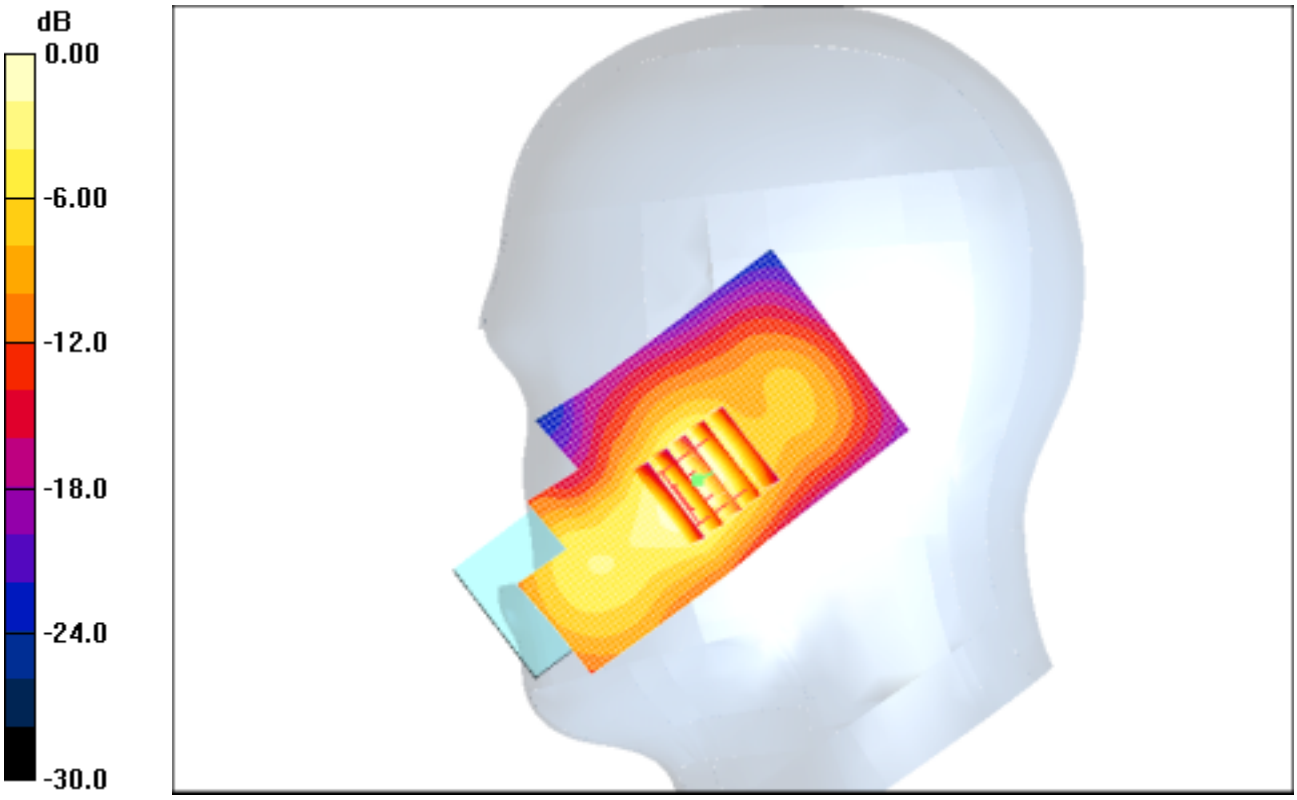

0 dB = 0.467mW/g

SAMSUNG FCC ID : A3LSGHE340E 1900MHz GSM1900 Body SAR

DUT: SGH-E340E (Body); Serial: FC-066-B
Program Name: SGH-E340E GSM1900 Body (Job No. : FC-066)
Procedure Name: Body, Ch.810, Ant.Intenna, Bat.Standard
Procedure Notes: Meas.Tissue Temp(celsius)-21.5;Test Date-13/May/2005[OET Bulletin 65-Supplement C, July 2001]

Communication System: Body GPRS ; Frequency: 1909.8 MHz;Duty Cycle: 1:4.15
Medium parameters used: f = 1909.8 MHz; σ = 1.53 mho/m; ε_r = 52.1; ρ = 1000 kg/m^3
Phantom section: Flat Section

DASY4 Configuration:
- Probe: EX3DV4 - SN3537; ConvF(7.76, 7.76, 7.76); Calibrated: 2004-12-15
- Sensor-Surface: 4mm (Mechanical Surface Detection)
- Electronics: DAE3 Sn468; Calibrated: 2004-12-07
- Phantom: SAM 1800/1900 MHz; Type: SAM; Serial: TP-1248
- Measurement SW: DASY4, V4.5 Build 19; Postprocessing SW: SEMCAD, V1.8 Build 146

Body, Ch.810, Ant.Intenna, Bat.Standard/Zoom Scan (5x5x7)/Cube 0: Measurement grid: dx=8mm, dy=8mm, dz=5mm
Reference Value = 15.3 V/m; Power Drift = -0.122 dB
Peak SAR (extrapolated) = 0.596 W/kg
SAR(1 g) = 0.355 mW/g

Maximum value of SAR (measured) = 0.369 mW/g

Body, Ch.810, Ant.Intenna, Bat.Standard/Area Scan (51x71x1): Measurement grid: dx=20mm, dy=20mm
Maximum value of SAR (interpolated) = 0.329 mW/g

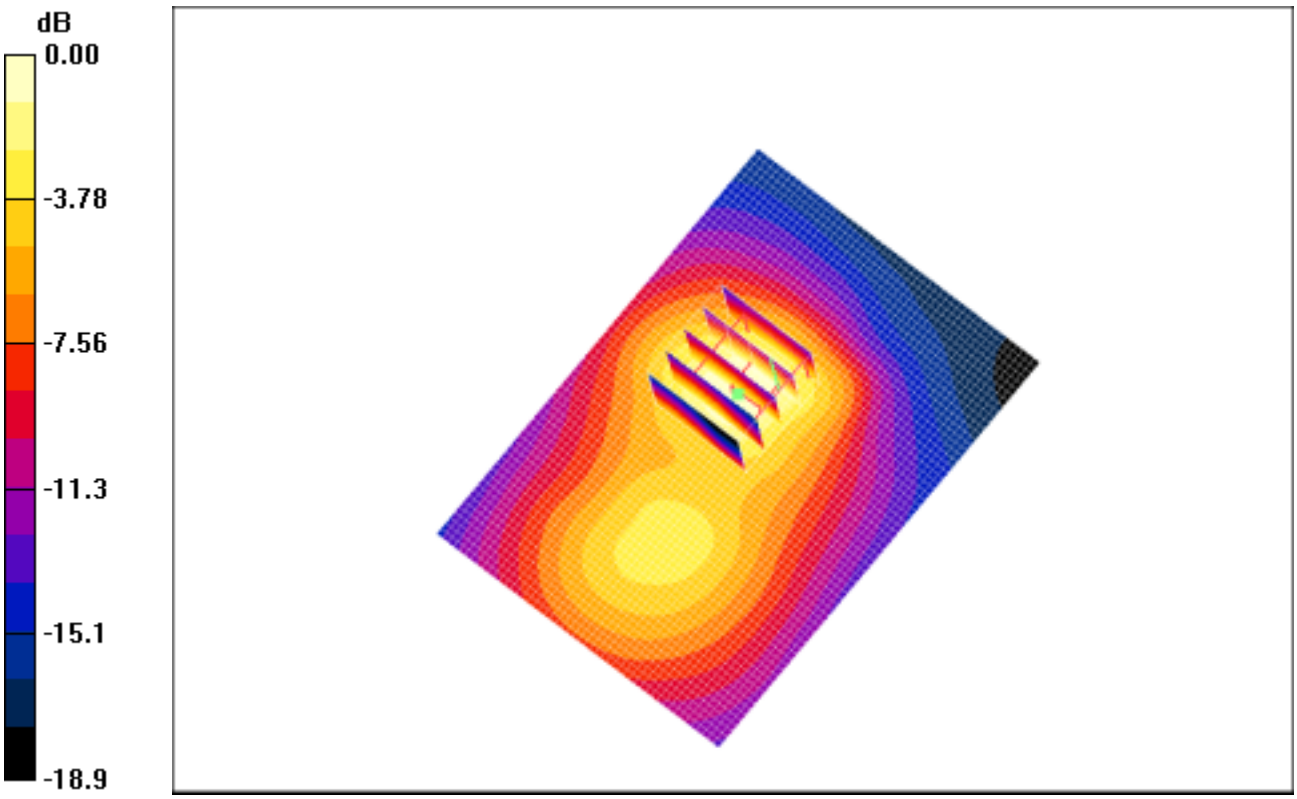

0 dB = 0.329mW/g

SAMSUNG FCC ID : A3LSGHE340E 1900MHz GSM1900 Body SAR

DUT: SGH-E340E (Body); Serial: FC-066-B
Program Name: SGH-E340E GSM1900 Body (Job No. : FC-066)
Procedure Name: Body, Ch.810, Ant.Intenna, Bat.Standard with BT on
Procedure Notes: Meas.Tissue Temp(celsius)-21.5;Test Date-13/May/2005[OET Bulletin 65-Supplement C, July 2001]

Communication System: Body GPRS ; Frequency: 1909.8 MHz;Duty Cycle: 1:4.15
Medium parameters used: f = 1909.8 MHz; σ = 1.53 mho/m; ε_r = 52.1; ρ = 1000 kg/m^3
Phantom section: Flat Section

DASY4 Configuration:
- Probe: EX3DV4 - SN3537; ConvF(7.76, 7.76, 7.76); Calibrated: 2004-12-15
- Sensor-Surface: 4mm (Mechanical Surface Detection)
- Electronics: DAE3 Sn468; Calibrated: 2004-12-07
- Phantom: SAM 1800/1900 MHz; Type: SAM; Serial: TP-1248
- Measurement SW: DASY4, V4.5 Build 19; Postprocessing SW: SEMCAD, V1.8 Build 146

Body, Ch.810, Ant.Intenna, Bat.Standard with BT on/Zoom Scan (5x5x7)/Cube 0:

Measurement grid: dx=8mm, dy=8mm, dz=5mm
Reference Value = 12.4 V/m; Power Drift = -0.069 dB
Peak SAR (extrapolated) = 0.594 W/kg
SAR(1 g) = 0.353 mW/g

Maximum value of SAR (measured) = 0.367 mW/g

Body, Ch.810, Ant.Intenna, Bat.Standard with BT on/Area Scan (51x71x1):

Measurement grid: dx=20mm, dy=20mm
Maximum value of SAR (interpolated) = 0.404 mW/g

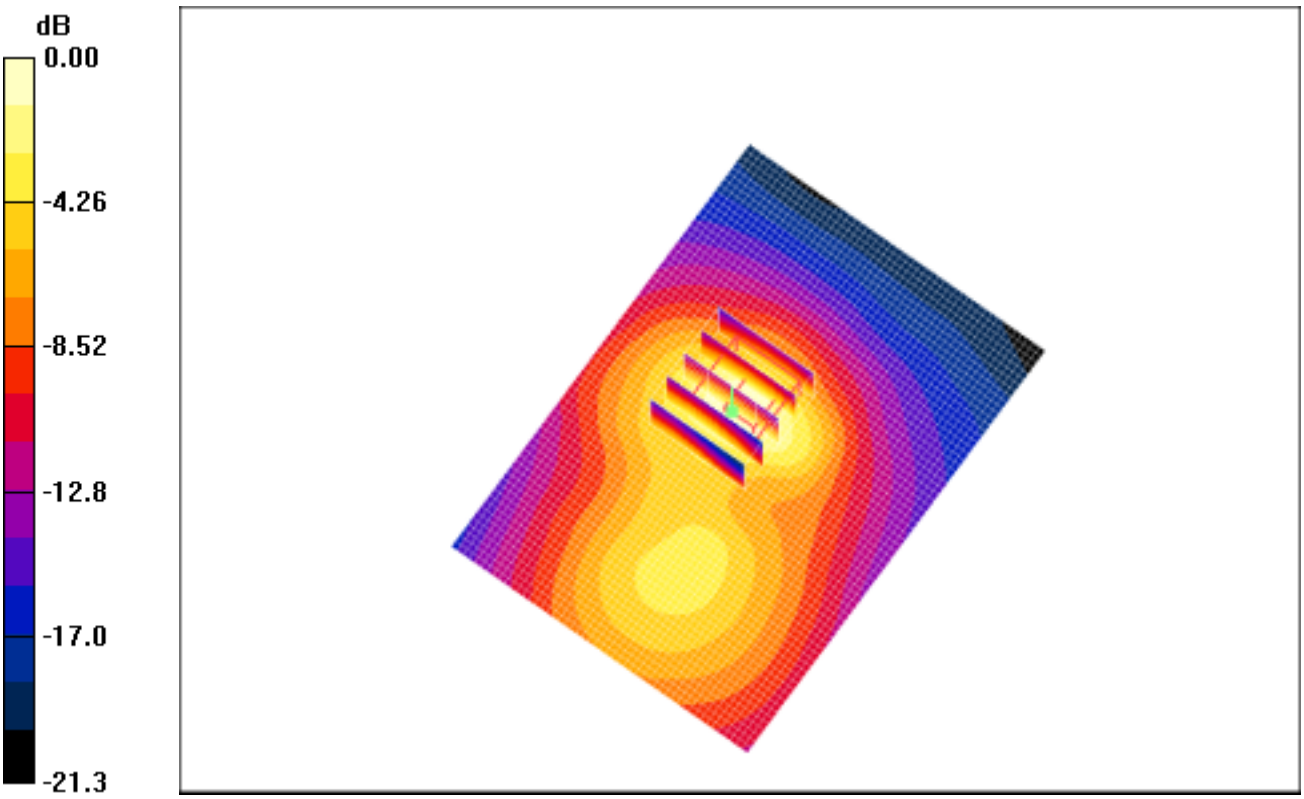

0 dB = 0.404mW/g

SAMSUNG FCC ID : A3LSGHE340E 1900MHz GSM1900 Head SAR

DUT: SGH-E340E; Serial: FC-066-B
Program Name: SGH-E340E GSM1900 Right (Job No. : FC-066)
Procedure Name: Cheek/Touch, Ch.810, Ant.Intenna, Bat.Standard
Procedure Notes: Meas.Tissue Temp(celsius)-21.4; Test Date-13/May/2005 [OET Bulletin 65-Supplement C, July 2001]

Communication System: GSM 1900; Frequency: 1909.8 MHz;Duty Cycle: 1:8.3
Medium parameters used: f = 1909.8 MHz; σ = 1.41 mho/m; ε_r = 39.4; ρ = 1000 kg/m^3
Phantom section: Right Section

DASY4 Configuration:
- Probe: EX3DV4 - SN3537; ConvF(8.29, 8.29, 8.29); Calibrated: 2004-12-15
- Sensor-Surface: 4mm (Mechanical Surface Detection)
- Electronics: DAE3 Sn468; Calibrated: 2004-12-07
- Phantom: SAM 1800/1900 MHz; Type: SAM; Serial: TP-1248
- Measurement SW: DASY4, V4.5 Build 19; Postprocessing SW: SEMCAD, V1.8 Build 146

Cheek/Touch, Ch.810, Ant.Intenna, Bat.Standard/Zoom Scan (5x5x7)/Cube 0:

Measurement grid: dx=8mm, dy=8mm, dz=5mm
Reference Value = 6.50 V/m; Power Drift = 0.274 dB
Peak SAR (extrapolated) = 0.730 W/kg
SAR(1 g) = 0.436 mW/g
Maximum value of SAR (measured) = 0.469 mW/g

Cheek/Touch, Ch.810, Ant.Intenna, Bat.Standard/Area Scan (41x71x1): Measurement grid: dx=20mm, dy=20mm
Maximum value of SAR (interpolated) = 0.457 mW/g

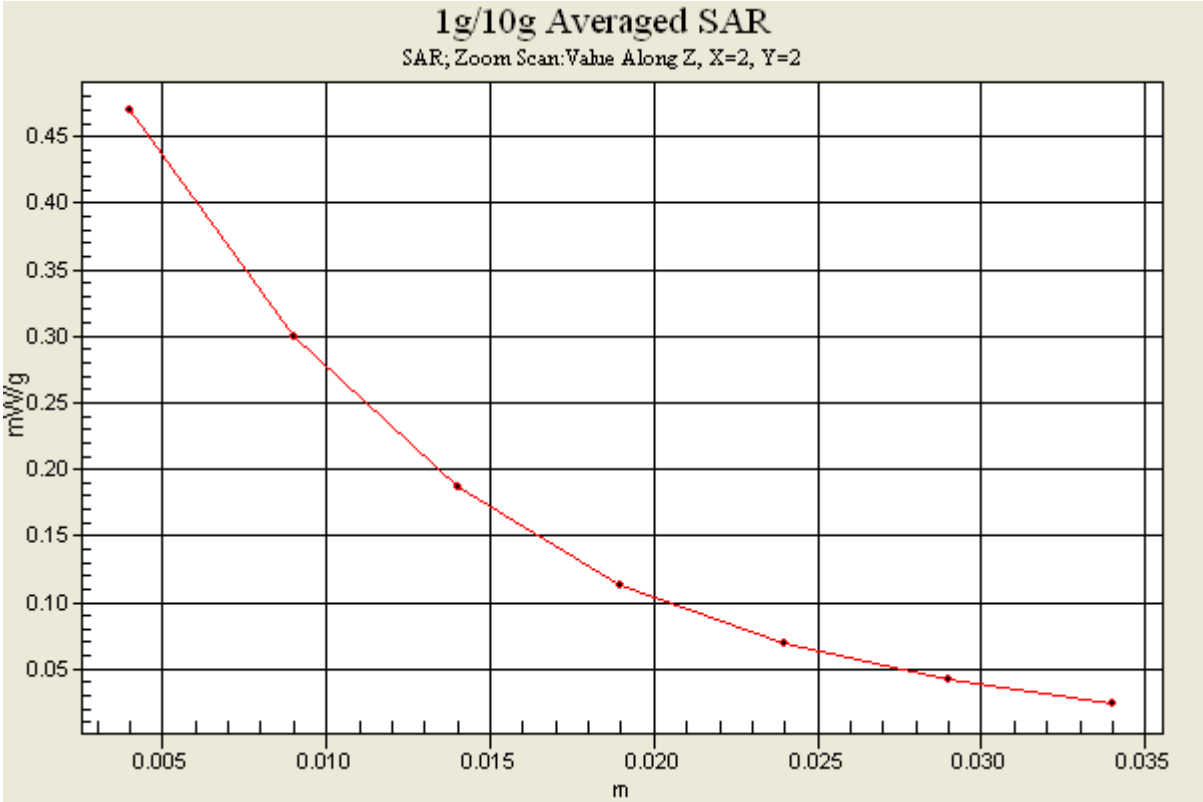

SAMSUNG FCC ID : A3LSGHE340E 1900MHz GSM1900 Head SAR

DUT: SGH-E340E; Serial: FC-066-B
Program Name: SGH-E340E GSM1900 Right (Job No. : FC-066)
Procedure Name: Cheek/Touch, Ch.810, Ant.Intenna, Bat.Standard with BT on
Procedure Notes: Meas.Tissue Temp(celsius)-21.4; Test Date-13/May/2005 [OET Bulletin 65-Supplement C, July 2001]

Communication System: GSM 1900; Frequency: 1909.8 MHz;Duty Cycle: 1:8.3
Medium parameters used: f = 1909.8 MHz; σ = 1.41 mho/m; ε_r = 39.4; ρ = 1000 kg/m^3
Phantom section: Right Section

DASY4 Configuration:
- Probe: EX3DV4 - SN3537; ConvF(8.29, 8.29, 8.29); Calibrated: 2004-12-15
- Sensor-Surface: 4mm (Mechanical Surface Detection)
- Electronics: DAE3 Sn468; Calibrated: 2004-12-07
- Phantom: SAM 1800/1900 MHz; Type: SAM; Serial: TP-1248
- Measurement SW: DASY4, V4.5 Build 19; Postprocessing SW: SEMCAD, V1.8 Build 146

Cheek/Touch, Ch.810, Ant.Intenna, Bat.Standard with BT on/Area Scan (41x71x1):

Measurement grid: dx=20mm, dy=20mm
Maximum value of SAR (interpolated) = 0.467 mW/g

Cheek/Touch, Ch.810, Ant.Intenna, Bat.Standard with BT on/Zoom Scan (5x5x7)/Cube 0:

Measurement grid: dx=8mm, dy=8mm, dz=5mm
Reference Value = 6.88 V/m; Power Drift = -0.117 dB
Peak SAR (extrapolated) = 0.747 W/kg
SAR(1 g) = 0.448 mW/g
Maximum value of SAR (measured) = 0.473 mW/g

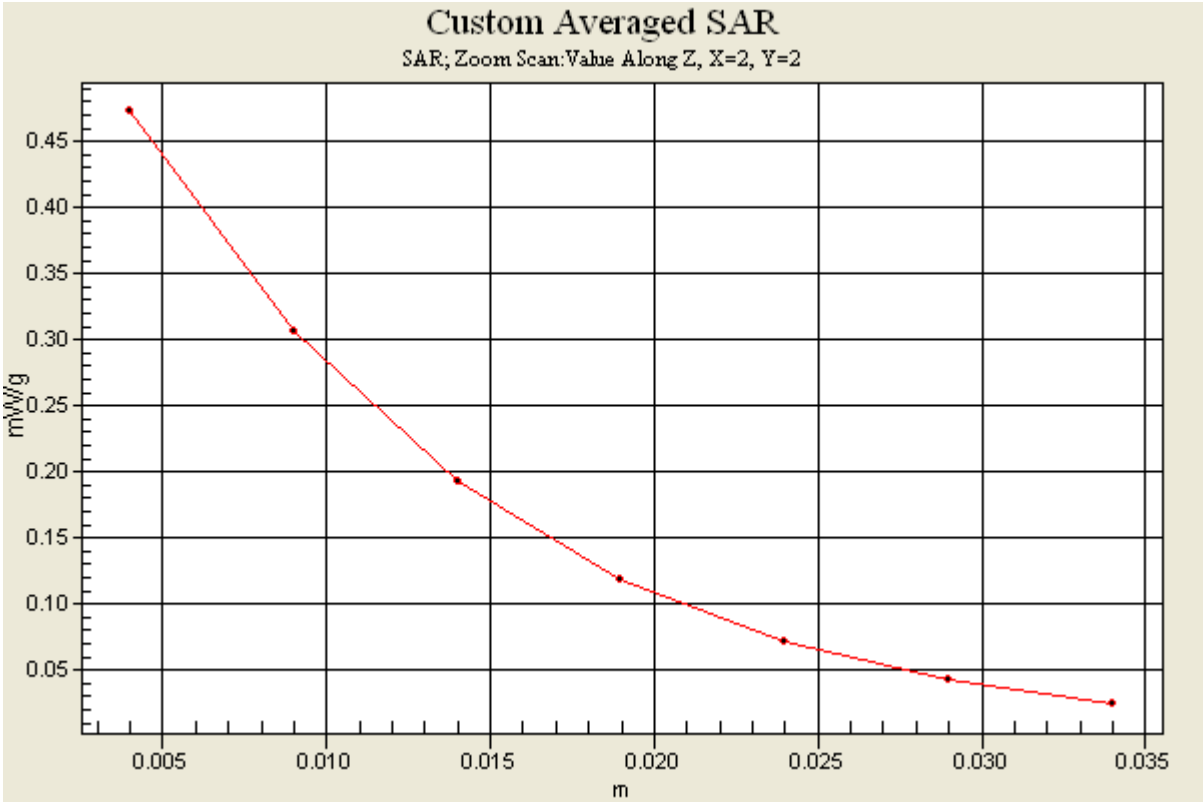

SAMSUNG FCC ID : A3LSGHE340E 1900MHz GSM1900 Body SAR

DUT: SGH-E340E (Body); Serial: FC-066-B
Program Name: SGH-E340E GSM1900 Body (Job No. : FC-066)
Procedure Name: Body, Ch.810, Ant.Intenna, Bat.Standard
Procedure Notes: Meas.Tissue Temp(celsius)-21.5;Test Date-13/May/2005[OET Bulletin 65-Supplement C, July 2001]

Communication System: Body GPRS ; Frequency: 1909.8 MHz;Duty Cycle: 1:4.15
Medium parameters used: f = 1909.8 MHz; σ = 1.53 mho/m; ε_r = 52.1; ρ = 1000 kg/m^3
Phantom section: Flat Section

DASY4 Configuration:
- Probe: EX3DV4 - SN3537; ConvF(7.76, 7.76, 7.76); Calibrated: 2004-12-15
- Sensor-Surface: 4mm (Mechanical Surface Detection)
- Electronics: DAE3 Sn468; Calibrated: 2004-12-07
- Phantom: SAM 1800/1900 MHz; Type: SAM; Serial: TP-1248
- Measurement SW: DASY4, V4.5 Build 19; Postprocessing SW: SEMCAD, V1.8 Build 146

Body, Ch.810, Ant.Intenna, Bat.Standard/Area Scan (51x71x1): Measurement grid: dx=20mm, dy=20mm
Maximum value of SAR (interpolated) = 0.329 mW/g

Body, Ch.810, Ant.Intenna, Bat.Standard/Zoom Scan (5x5x7)/Cube 0: Measurement grid: dx=8mm, dy=8mm, dz=5mm
Reference Value = 15.3 V/m; Power Drift = -0.122 dB
Peak SAR (extrapolated) = 0.596 W/kg
SAR(1 g) = 0.355 mW/g
Maximum value of SAR (measured) = 0.369 mW/g

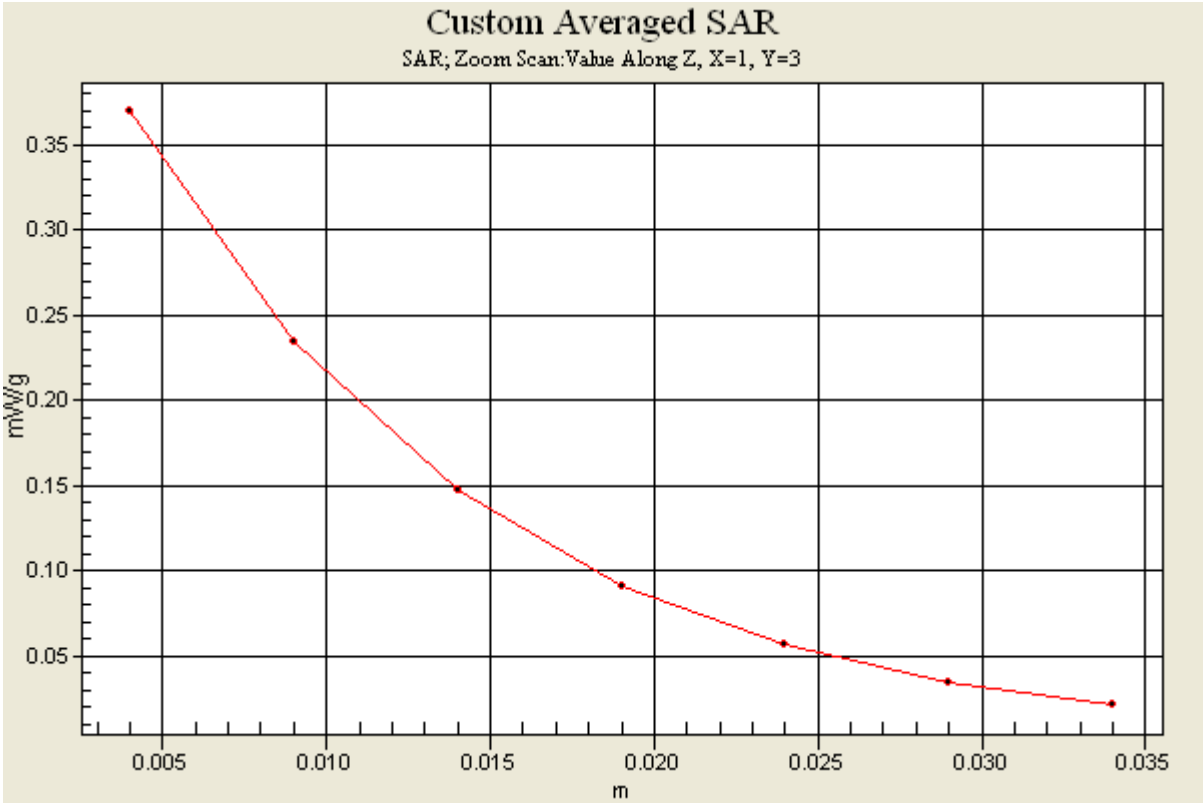

SAMSUNG FCC ID : A3LSGHE340E 1900MHz GSM1900 Body SAR

DUT: SGH-E340E (Body); Serial: FC-066-B
Program Name: SGH-E340E GSM1900 Body (Job No. : FC-066)
Procedure Name: Body, Ch.810, Ant.Intenna, Bat.Standard with BT on
Procedure Notes: Meas.Tissue Temp(celsius)-21.5;Test Date-13/May/2005[OET Bulletin 65-Supplement C, July 2001]

Communication System: Body GPRS ; Frequency: 1909.8 MHz;Duty Cycle: 1:4.15
Medium parameters used: f = 1909.8 MHz; σ = 1.53 mho/m; ε_r = 52.1; ρ = 1000 kg/m^3
Phantom section: Flat Section

DASY4 Configuration:
- Probe: EX3DV4 - SN3537; ConvF(7.76, 7.76, 7.76); Calibrated: 2004-12-15
- Sensor-Surface: 4mm (Mechanical Surface Detection)
- Electronics: DAE3 Sn468; Calibrated: 2004-12-07
- Phantom: SAM 1800/1900 MHz; Type: SAM; Serial: TP-1248
- Measurement SW: DASY4, V4.5 Build 19; Postprocessing SW: SEMCAD, V1.8 Build 146

Body, Ch.810, Ant.Intenna, Bat.Standard with BT on/Zoom Scan (5x5x7)/Cube 0:

Measurement grid: dx=8mm, dy=8mm, dz=5mm
Reference Value = 12.4 V/m; Power Drift = -0.069 dB
Peak SAR (extrapolated) = 0.594 W/kg
SAR(1 g) = 0.353 mW/g
Maximum value of SAR (measured) = 0.367 mW/g

Body, Ch.810, Ant.Intenna, Bat.Standard with BT on/Area Scan (51x71x1):
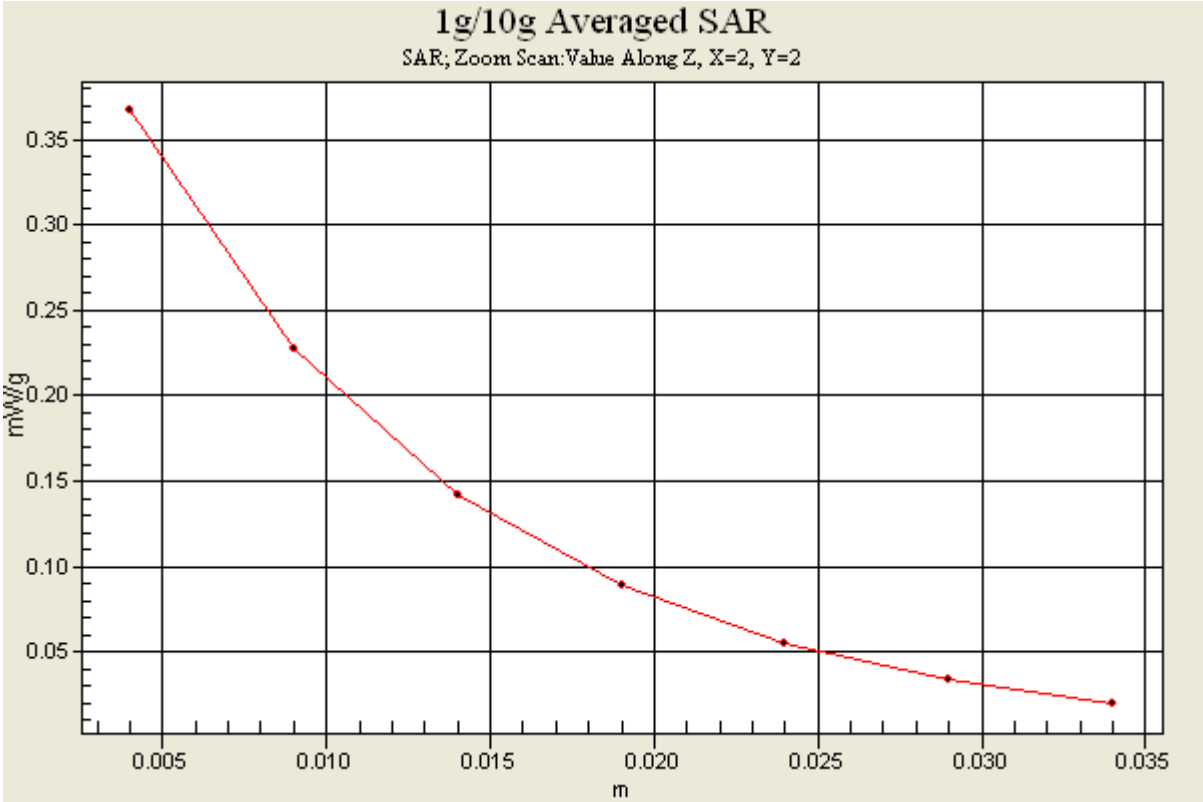
Measurement grid: dx=20mm, dy=20mm
Maximum value of SAR (interpolated) = 0.404 mW/g