SAMSUNG FCC ID : A3LSGHE376 -- 835MHz GSM850 Head SAR
DUT: SGH-E376(Down); Serial: FD-054-B
Program Name: SGH-E376 GSM850 Right Slide Down (Job No. : FD-054)
Procedure Name: Cheek/Touch, Ch.251, Ant.Intenna, Bat.Standard
Procedure Notes: Meas.Tissue Temp(celsius)-21.4, Ambient Temp-22.0;Test Date-07/Apr/2006[OET Bulletin 65-Supplement C, July 2001]
Communication System: GSM850; Frequency: 848.8 MHz;Duty Cycle: 1:8.3
Medium parameters used: f = 848.8 MHz; σ = 0.91 mho/m; ε_r = 41.6; ρ = 1000 kg/m^3
Phantom section: Right Section
DASY4 Configuration:

- Probe: ES3DV3 - SN3080; ConvF(5.75, 5.75, 5.75); Calibrated: 2005-05-26
- Sensor-Surface: 4mm (Mechanical Surface Detection)
- Electronics: DAE3 Sn486; Calibrated: 2005-08-30
- Phantom: SAM PHANTOM #2; Type: SAM; Serial: TP-1248
- Measurement SW: DASY4, V4.6 Build 23; Postprocessing SW: SEMCAD, V1.8 Build 160

Cheek/Touch, Ch.251, Ant.Intenna, Bat.Standard/Area Scan (51x71x1): Measurement grid: dx=20mm, dy=20mm
Maximum value of SAR (interpolated) = 0.253 mW/g

Cheek/Touch, Ch.251, Ant.Intenna, Bat.Standard/Zoom Scan (5x5x7)/Cube 0:
Measurement grid: dx=8mm, dy=8mm, dz=5mm
Reference Value = 13.1 V/m; Power Drift = 0.055 dB
Peak SAR (extrapolated) = 0.341 W/kg
SAR(1 g) = 0.239 mW/g
Maximum value of SAR (measured) = 0.255 mW/g

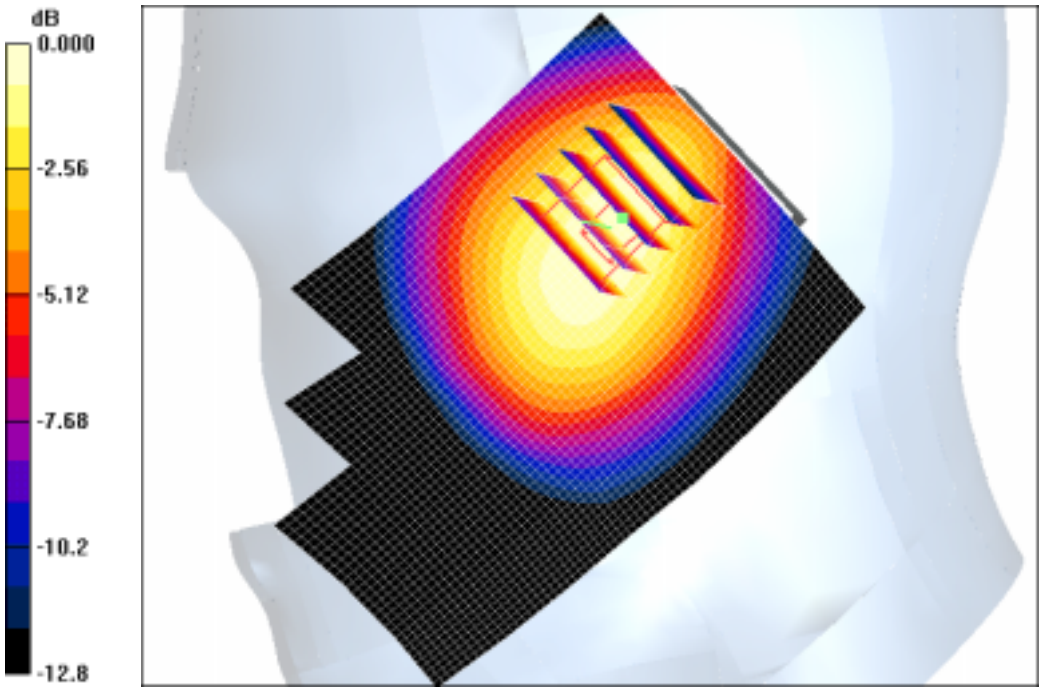

0 dB = 0.255mW/g

SAMSUNG FCC ID : A3LSGHE376 -- 835MHz GSM850 Head SAR
DUT: SGH-E376(Down); Serial: FD-054-B
Program Name: SGH-E376 GSM850 Left Slide Down (Job No. : FD-054)
Procedure Name: Ear/Tilt, Ch.190, Ant.Intenna, Bat.Standard
Procedure Notes: Meas.Tissue Temp(celsius)-21.4, Ambient Temp-22.0;Test Date-07/Apr/2006[OET Bulletin 65-Supplement C, July 2001]
Communication System: GSM850; Frequency: 836.6 MHz;Duty Cycle: 1:8.3
Medium parameters used: f = 836.6 MHz; σ = 0.91 mho/m; ε_r = 41.6; ρ = 1000 kg/m^3
Phantom section: Left Section
DASY4 Configuration:

- Probe: ES3DV3 - SN3080; ConvF(5.75, 5.75, 5.75); Calibrated: 2005-05-26
- Sensor-Surface: 4mm (Mechanical Surface Detection)
- Electronics: DAE3 Sn486; Calibrated: 2005-08-30
- Phantom: SAM PHANTOM #2; Type: SAM; Serial: TP-1248
- Measurement SW: DASY4, V4.6 Build 23; Postprocessing SW: SEMCAD, V1.8 Build 160

Ear/Tilt, Ch.190, Ant.Intenna, Bat.Standard/Zoom Scan (5x5x7)/Cube 0: Measurement grid: dx=8mm, dy=8mm, dz=5mm
Reference Value = 9.89 V/m; Power Drift = -0.008 dB
Peak SAR (extrapolated) = 0.186 W/kg
SAR(1 g) = 0.132 mW/g
Maximum value of SAR (measured) = 0.141 mW/g

Ear/Tilt, Ch.190, Ant.Intenna, Bat.Standard/Area Scan (51x71x1): Measurement grid: dx=20mm, dy=20mm
Maximum value of SAR (interpolated) = 0.149 mW/g



0 dB = 0.149mW/g

SAMSUNG FCC ID : A3LSGHE376 -- 835MHz GSM850 Head SAR
DUT: SGH-E376(Down); Serial: FD-054-B
Program Name: SGH-E376 GSM850 Right Slide Down (Job No. : FD-054)
Procedure Name: Ear/Tilt, Ch.190, Ant.Intenna, Bat.Standard
Procedure Notes: Meas.Tissue Temp(celsius)-21.4, Ambient Temp-22.0;Test Date-07/Apr/2006[OET Bulletin 65-Supplement C, July 2001]
Communication System: GSM850; Frequency: 836.6 MHz;Duty Cycle: 1:8.3
Medium parameters used: f = 836.6 MHz; σ = 0.91 mho/m; ε_r = 41.6; ρ = 1000 kg/m^3
Phantom section: Right Section
DASY4 Configuration:

- Probe: ES3DV3 - SN3080; ConvF(5.75, 5.75, 5.75); Calibrated: 2005-05-26
- Sensor-Surface: 4mm (Mechanical Surface Detection)
- Electronics: DAE3 Sn486; Calibrated: 2005-08-30
- Phantom: SAM PHANTOM #2; Type: SAM; Serial: TP-1248
- Measurement SW: DASY4, V4.6 Build 23; Postprocessing SW: SEMCAD, V1.8 Build 160

Ear/Tilt, Ch.190, Ant.Intenna, Bat.Standard/Zoom Scan (5x5x7)/Cube 0: Measurement grid: dx=8mm, dy=8mm, dz=5mm
Reference Value = 10.9 V/m; Power Drift = 0.107 dB
Peak SAR (extrapolated) = 0.186 W/kg
SAR(1 g) = 0.128 mW/g
Maximum value of SAR (measured) = 0.137 mW/g

Ear/Tilt, Ch.190, Ant.Intenna, Bat.Standard/Area Scan (51x71x1): Measurement grid: dx=20mm, dy=20mm
Maximum value of SAR (interpolated) = 0.140 mW/g

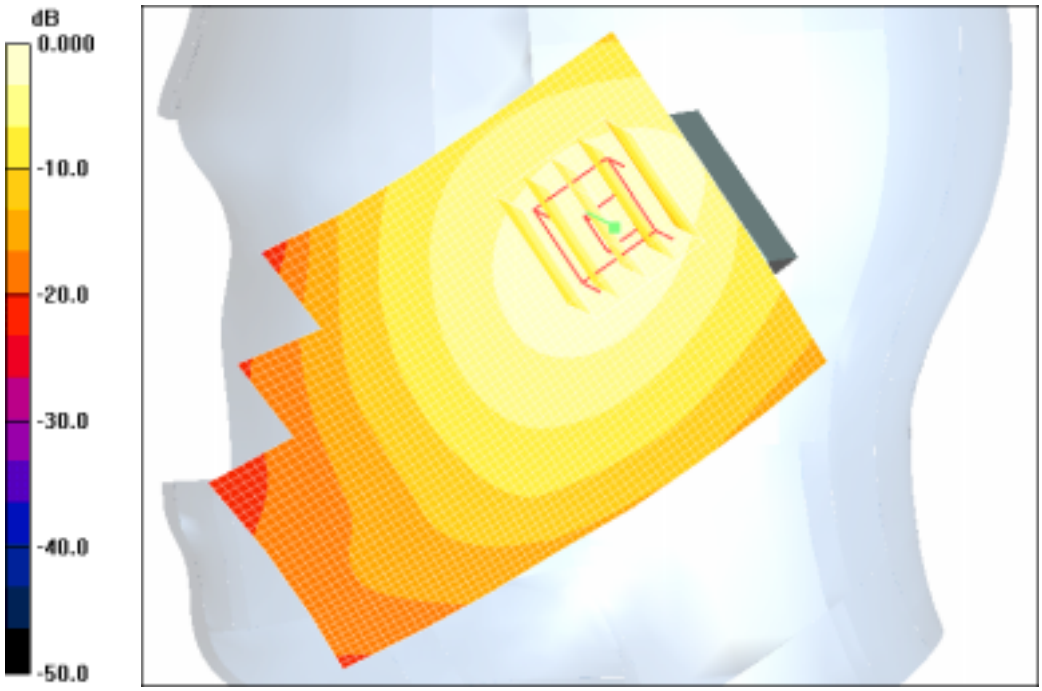

0 dB = 0.140mW/g

SAMSUNG FCC ID : A3LSGHE376 -- 835MHz GSM850 Head SAR
DUT: SGH-E376(Down); Serial: FD-054-B
Program Name: SGH-E376 GSM850 Left Slide Down (Job No. : FD-054)
Procedure Name: Cheek/Touch, Ch.251, Ant.Intenna, Bat.Standard
Procedure Notes: Meas.Tissue Temp(celsius)-21.4, Ambient Temp-22.0;Test Date-07/Apr/2006[OET Bulletin 65-Supplement C, July 2001]
Communication System: GSM850; Frequency: 848.8 MHz;Duty Cycle: 1:8.3
Medium parameters used: f = 848.8 MHz; σ = 0.91 mho/m; ε_r = 41.6; ρ = 1000 kg/m^3
Phantom section: Left Section
DASY4 Configuration:

- Probe: ES3DV3 - SN3080; ConvF(5.75, 5.75, 5.75); Calibrated: 2005-05-26
- Sensor-Surface: 4mm (Mechanical Surface Detection)
- Electronics: DAE3 Sn486; Calibrated: 2005-08-30
- Phantom: SAM PHANTOM #2; Type: SAM; Serial: TP-1248
- Measurement SW: DASY4, V4.6 Build 23; Postprocessing SW: SEMCAD, V1.8 Build 160

Cheek/Touch, Ch.251, Ant.Intenna, Bat.Standard/Zoom Scan (5x5x7)/Cube 0:
Measurement grid: dx=8mm, dy=8mm, dz=5mm
Reference Value = 11.2 V/m; Power Drift = 0.056 dB
Peak SAR (extrapolated) = 0.312 W/kg
SAR(1 g) = 0.220 mW/g
Maximum value of SAR (measured) = 0.231 mW/g

Cheek/Touch, Ch.251, Ant.Intenna, Bat.Standard/Area Scan (51x71x1): Measurement grid: dx=20mm, dy=20mm
Maximum value of SAR (interpolated) = 0.240 mW/g



0 dB = 0.240mW/g

SAMSUNG FCC ID : A3LSGHE376 -- 835MHz GSM850 Head SAR
DUT: SGH-E376(Up); Serial: FD-054-B
Program Name: SGH-E376 GSM850 Right Slide Up (Job No. : FD-054)
Procedure Name: Cheek/Touch, Ch.251, Ant.Intenna, Bat.Standard
Procedure Notes: Meas.Tissue Temp(celsius)-21.4, Ambient Temp-22.0;Test Date-07/Apr/2006[OET Bulletin 65-Supplement C, July 2001]
Communication System: GSM850; Frequency: 848.8 MHz;Duty Cycle: 1:8.3
Medium parameters used: f = 848.8 MHz; σ = 0.91 mho/m; ε_r = 41.6; ρ = 1000 kg/m^3
Phantom section: Right Section
DASY4 Configuration:

- Probe: ES3DV3 - SN3080; ConvF(5.75, 5.75, 5.75); Calibrated: 2005-05-26
- Sensor-Surface: 4mm (Mechanical Surface Detection)
- Electronics: DAE3 Sn486; Calibrated: 2005-08-30
- Phantom: SAM PHANTOM #2; Type: SAM; Serial: TP-1248
- Measurement SW: DASY4, V4.6 Build 23; Postprocessing SW: SEMCAD, V1.8 Build 160

Cheek/Touch, Ch.251, Ant.Intenna, Bat.Standard/Area Scan (51x71x1): Measurement grid: dx=20mm, dy=20mm
Maximum value of SAR (interpolated) = 0.711 mW/g

Cheek/Touch, Ch.251, Ant.Intenna, Bat.Standard/Zoom Scan (5x5x7)/Cube 0:
Measurement grid: dx=8mm, dy=8mm, dz=5mm
Reference Value = 11.3 V/m; Power Drift = 0.012 dB
Peak SAR (extrapolated) = 0.920 W/kg
SAR(1 g) = 0.665 mW/g
Maximum value of SAR (measured) = 0.717 mW/g



0 dB = 0.717mW/g

SAMSUNG FCC ID : A3LSGHE376 -- 835MHz GSM850 Head SAR
DUT: SGH-E376(Up); Serial: FD-054-B
Program Name: SGH-E376 GSM850 Right Slide Up (Job No. : FD-054)
Procedure Name: Ear/Tilt, Ch.190, Ant.Intenna, Bat.Standard
Procedure Notes: Meas.Tissue Temp(celsius)-21.4, Ambient Temp-22.0;Test Date-07/Apr/2006[OET Bulletin 65-Supplement C, July 2001]
Communication System: GSM850; Frequency: 836.6 MHz;Duty Cycle: 1:8.3
Medium parameters used: f = 836.6 MHz; σ = 0.91 mho/m; ε_r = 41.6; ρ = 1000 kg/m^3
Phantom section: Right Section
DASY4 Configuration:

- Probe: ES3DV3 - SN3080; ConvF(5.75, 5.75, 5.75); Calibrated: 2005-05-26
- Sensor-Surface: 4mm (Mechanical Surface Detection)
- Electronics: DAE3 Sn486; Calibrated: 2005-08-30
- Phantom: SAM PHANTOM #2; Type: SAM; Serial: TP-1248
- Measurement SW: DASY4, V4.6 Build 23; Postprocessing SW: SEMCAD, V1.8 Build 160

Ear/Tilt, Ch.190, Ant.Intenna, Bat.Standard/Zoom Scan (5x5x7)/Cube 0: Measurement grid: dx=8mm, dy=8mm, dz=5mm
Reference Value = 11.8 V/m; Power Drift = 0.075 dB
Peak SAR (extrapolated) = 0.318 W/kg
SAR(1 g) = 0.234 mW/g
Maximum value of SAR (measured) = 0.251 mW/g

Ear/Tilt, Ch.190, Ant.Intenna, Bat.Standard/Area Scan (51x71x1): Measurement grid: dx=20mm, dy=20mm
Maximum value of SAR (interpolated) = 0.247 mW/g



0 dB = 0.247mW/g

SAMSUNG FCC ID : A3LSGHE376 -- 835MHz GSM850 Head SAR
DUT: SGH-E376(Up); Serial: FD-054-B
Program Name: SGH-E376 GSM850 Left Slide Up (Job No. : FD-054)
Procedure Name: Cheek/Touch, Ch.251, Ant.Intenna, Bat.Standard
Procedure Notes: Meas.Tissue Temp(celsius)-21.4, Ambient Temp-22.0;Test Date-07/Apr/2006[OET Bulletin 65-Supplement C, July 2001]
Communication System: GSM850; Frequency: 848.8 MHz;Duty Cycle: 1:8.3
Medium parameters used: f = 848.8 MHz; σ = 0.91 mho/m; ε_r = 41.6; ρ = 1000 kg/m^3
Phantom section: Left Section
DASY4 Configuration:

- Probe: ES3DV3 - SN3080; ConvF(5.75, 5.75, 5.75); Calibrated: 2005-05-26
- Sensor-Surface: 4mm (Mechanical Surface Detection)
- Electronics: DAE3 Sn486; Calibrated: 2005-08-30
- Phantom: SAM PHANTOM #2; Type: SAM; Serial: TP-1248
- Measurement SW: DASY4, V4.6 Build 23; Postprocessing SW: SEMCAD, V1.8 Build 160

Cheek/Touch, Ch.251, Ant.Intenna, Bat.Standard/Zoom Scan (5x5x7)/Cube 0:
Measurement grid: dx=8mm, dy=8mm, dz=5mm
Reference Value = 8.87 V/m; Power Drift = 0.000 dB
Peak SAR (extrapolated) = 0.801 W/kg
SAR(1 g) = 0.577 mW/g
Maximum value of SAR (measured) = 0.606 mW/g

Cheek/Touch, Ch.251, Ant.Intenna, Bat.Standard/Area Scan (51x71x1): Measurement grid: dx=20mm, dy=20mm
Maximum value of SAR (interpolated) = 0.678 mW/g

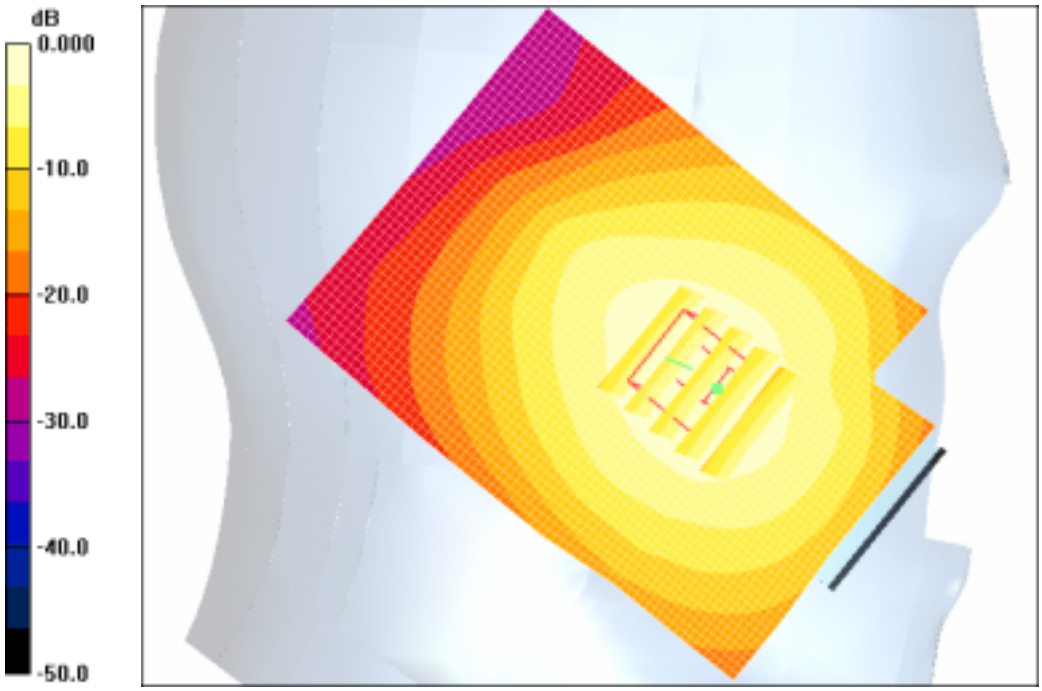

0 dB = 0.678mW/g

SAMSUNG FCC ID : A3LSGHE376 -- 835MHz GSM850 Head SAR
DUT: SGH-E376(Up); Serial: FD-054-B
Program Name: SGH-E376 GSM850 Left Slide Up (Job No. : FD-054)
Procedure Name: Ear/Tilt, Ch.190, Ant.Intenna, Bat.Standard
Procedure Notes: Meas.Tissue Temp(celsius)-21.4, Ambient Temp-22.0;Test Date-07/Apr/2006[OET Bulletin 65-Supplement C, July 2001]
Communication System: GSM850; Frequency: 836.6 MHz;Duty Cycle: 1:8.3
Medium parameters used: f = 836.6 MHz; σ = 0.91 mho/m; ε_r = 41.6; ρ = 1000 kg/m^3
Phantom section: Left Section
DASY4 Configuration:

- Probe: ES3DV3 - SN3080; ConvF(5.75, 5.75, 5.75); Calibrated: 2005-05-26
- Sensor-Surface: 4mm (Mechanical Surface Detection)
- Electronics: DAE3 Sn486; Calibrated: 2005-08-30
- Phantom: SAM PHANTOM #2; Type: SAM; Serial: TP-1248
- Measurement SW: DASY4, V4.6 Build 23; Postprocessing SW: SEMCAD, V1.8 Build 160

Ear/Tilt, Ch.190, Ant.Intenna, Bat.Standard/Zoom Scan (5x5x7)/Cube 0: Measurement grid: dx=8mm, dy=8mm, dz=5mm
Reference Value = 10.1 V/m; Power Drift = -0.063 dB
Peak SAR (extrapolated) = 0.308 W/kg
SAR(1 g) = 0.224 mW/g
Maximum value of SAR (measured) = 0.240 mW/g

Ear/Tilt, Ch.190, Ant.Intenna, Bat.Standard/Area Scan (51x71x1): Measurement grid: dx=20mm, dy=20mm
Maximum value of SAR (interpolated) = 0.239 mW/g



0 dB = 0.239mW/g

SAMSUNG FCC ID : A3LSGHE376 -- 835MHz GSM850 Body SAR
DUT: SGH-E376(Down); Serial: FD-054-B
Program Name: SGH-E376 GSM850 Body (Job No. : FD-054)
Procedure Name: Body, Ch.251, Ant.Intenna, Bat.Standard
Procedure Notes: Meas.Tissue Temp(celsius)-21.3, Ambient Temp-21.9Test Date-07/Apr/2006[OET Bulletin 65-Supplement C, July 2001]
Communication System: GSM 850 (GPRS); Frequency: 848.8 MHz;Duty Cycle: 1:4.15
Medium parameters used: f = 848.8 MHz; σ = 0.99 mho/m; ε_r = 53.7; ρ = 1000 kg/m^3
Phantom section: Flat Section
DASY4 Configuration:

- Probe: ES3DV3 - SN3080; ConvF(5.82, 5.82, 5.82); Calibrated: 2005-05-26
- Sensor-Surface: 4mm (Mechanical Surface Detection)
- Electronics: DAE3 Sn486; Calibrated: 2005-08-30
- Phantom: SAM PHANTOM #1; Type: SAM; Serial: TP-1247
- Measurement SW: DASY4, V4.6 Build 23; Postprocessing SW: SEMCAD, V1.8 Build 160

Body, Ch.251, Ant.Intenna, Bat.Standard/Area Scan (51x71x1): Measurement grid: dx=20mm, dy=20mm
Maximum value of SAR (interpolated) = 0.432 mW/g

Body, Ch.251, Ant.Intenna, Bat.Standard/Zoom Scan (5x5x7)/Cube 0: Measurement grid: dx=8mm, dy=8mm, dz=5mm
Reference Value = 16.1 V/m; Power Drift = -0.002 dB
Peak SAR (extrapolated) = 0.560 W/kg
SAR(1 g) = 0.390 mW/g
Maximum value of SAR (measured) = 0.412 mW/g

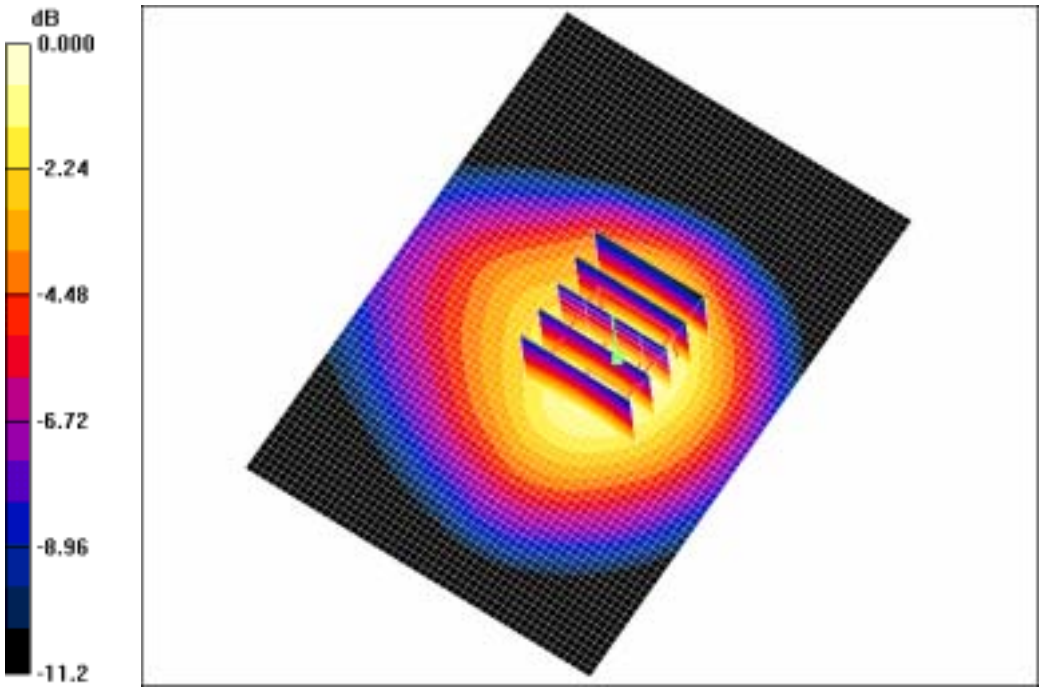

0 dB = 0.412mW/g

SAMSUNG FCC ID : A3LSGHE376 -- 835MHz GSM850 Head SAR
DUT: SGH-E376(Up); Serial: FD-054-B
Program Name: SGH-E376 GSM850 Right Slide Up (Job No. : FD-054)
Procedure Name: Cheek/Touch, Ch.251, Ant.Intenna, Bat.Standard
Procedure Notes: Meas.Tissue Temp(celsius)-21.4, Ambient Temp-22.0;Test Date-07/Apr/2006[OET Bulletin 65-Supplement C, July 2001]
Communication System: GSM850; Frequency: 848.8 MHz;Duty Cycle: 1:8.3
Medium parameters used: f = 848.8 MHz; σ = 0.91 mho/m; ε_r = 41.6; ρ = 1000 kg/m^3
Phantom section: Right Section
DASY4 Configuration:

- Probe: ES3DV3 - SN3080; ConvF(5.75, 5.75, 5.75); Calibrated: 2005-05-26
- Sensor-Surface: 4mm (Mechanical Surface Detection)
- Electronics: DAE3 Sn486; Calibrated: 2005-08-30
- Phantom: SAM PHANTOM #2; Type: SAM; Serial: TP-1248
- Measurement SW: DASY4, V4.6 Build 23; Postprocessing SW: SEMCAD, V1.8 Build 160

Cheek/Touch, Ch.251, Ant.Intenna, Bat.Standard/Area Scan (51x71x1): Measurement grid: dx=20mm, dy=20mm
Maximum value of SAR (interpolated) = 0.711 mW/g

Cheek/Touch, Ch.251, Ant.Intenna, Bat.Standard/Zoom Scan (5x5x7)/Cube 0:
Measurement grid: dx=8mm, dy=8mm, dz=5mm
Reference Value = 11.3 V/m; Power Drift = 0.012 dB
Peak SAR (extrapolated) = 0.920 W/kg
SAR(1 g) = 0.665 mW/g
Maximum value of SAR (measured) = 0.717 mW/g

SAMSUNG FCC ID : A3LSGHE376 -- 835MHz GSM850 Body SAR
DUT: SGH-E376(Down); Serial: FD-054-B
Program Name: SGH-E376 GSM850 Body (Job No. : FD-054)
Procedure Name: Body, Ch.251, Ant.Intenna, Bat.Standard
Procedure Notes: Meas.Tissue Temp(celsius)-21.3, Ambient Temp-21.9Test Date-07/Apr/2006[OET Bulletin 65-Supplement C, July 2001]
Communication System: GSM 850 (GPRS); Frequency: 848.8 MHz;Duty Cycle: 1:4.15
Medium parameters used: f = 848.8 MHz; σ = 0.99 mho/m; ε_r = 53.7; ρ = 1000 kg/m^3
Phantom section: Flat Section
DASY4 Configuration:

- Probe: ES3DV3 - SN3080; ConvF(5.82, 5.82, 5.82); Calibrated: 2005-05-26
- Sensor-Surface: 4mm (Mechanical Surface Detection)
- Electronics: DAE3 Sn486; Calibrated: 2005-08-30
- Phantom: SAM PHANTOM #1; Type: SAM; Serial: TP-1247
- Measurement SW: DASY4, V4.6 Build 23; Postprocessing SW: SEMCAD, V1.8 Build 160

Body, Ch.251, Ant.Intenna, Bat.Standard/Area Scan (51x71x1): Measurement grid: dx=20mm, dy=20mm
Maximum value of SAR (interpolated) = 0.432 mW/g

Body, Ch.251, Ant.Intenna, Bat.Standard/Zoom Scan (5x5x7)/Cube 0: Measurement grid: dx=8mm, dy=8mm, dz=5mm
Reference Value = 16.1 V/m; Power Drift = -0.002 dB
Peak SAR (extrapolated) = 0.560 W/kg
SAR(1 g) = 0.390 mW/g
Maximum value of SAR (measured) = 0.412 mW/g

SAMSUNG FCC ID : A3LSGHE376 -- 1900MHz GSM1900 Head SAR
DUT: SGH-D376(Down); Serial: FD-054-B
Program Name: SGH-E376 GSM1900 Right Down (Job No. : FD-054)
Procedure Name: Cheek/Touch, Ch.512, Ant.Intenna, Bat.Standard
Procedure Notes: Meas.Tissue Temp(celsius)-21.7, Ambient Temp-21.2;Test Date-06/Apr/2006[OET Bulletin 65-Supplement C, July 2001]
Communication System: GSM 1900; Frequency: 1850.2 MHz;Duty Cycle: 1:8.3
Medium parameters used: f = 1850.2 MHz; σ = 1.41 mho/m; ε_r = 39.4; ρ = 1000 kg/m^3
Phantom section: Right Section
DASY4 Configuration:

- Probe: ES3DV3 - SN3080; ConvF(4.92, 4.92, 4.92); Calibrated: 2005-05-26
- Sensor-Surface: 4mm (Mechanical Surface Detection)
- Electronics: DAE3 Sn486; Calibrated: 2005-08-30
- Phantom: SAM PHANTOM #2; Type: SAM; Serial: TP-1248
- Measurement SW: DASY4, V4.6 Build 23; Postprocessing SW: SEMCAD, V1.8 Build 160

Cheek/Touch, Ch.512, Ant.Intenna, Bat.Standard/Zoom Scan (5x5x7)/Cube 0:
Measurement grid: dx=8mm, dy=8mm, dz=5mm
Reference Value = 14.1 V/m; Power Drift = -0.047 dB
Peak SAR (extrapolated) = 0.585 W/kg
SAR(1 g) = 0.358 mW/g
Maximum value of SAR (measured) = 0.397 mW/g

Cheek/Touch, Ch.512, Ant.Intenna, Bat.Standard/Area Scan (51x71x1): Measurement grid: dx=20mm, dy=20mm
Maximum value of SAR (interpolated) = 0.354 mW/g

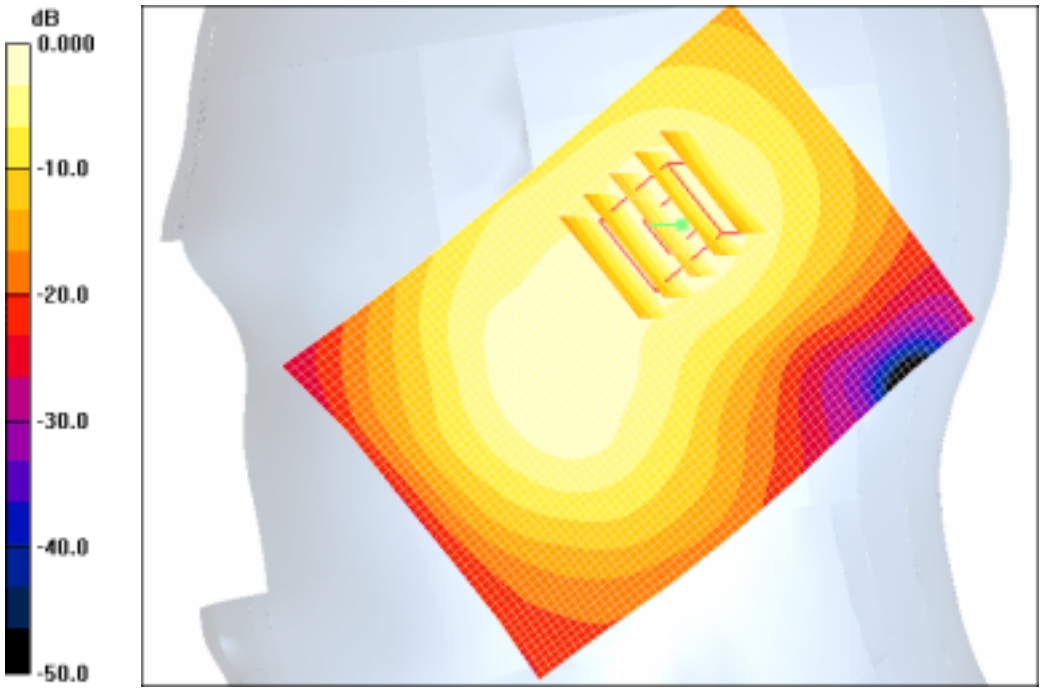

0 dB = 0.354mW/g

SAMSUNG FCC ID : A3LSGHE376 -- 1900MHz GSM1900 Head SAR
DUT: SGH-D376(Down); Serial: FD-054-B
Program Name: SGH-E376 GSM1900 Right Slide Down (Job No. : FD-054)
Procedure Name: Ear/Tilt, Ch.661, Ant.Intenna, Bat.Standard
Procedure Notes: Meas.Tissue Temp(celsius)-21.7, Ambient Temp-21.2;Test Date-06/Apr/2006[OET Bulletin 65-Supplement C, July 2001]
Communication System: GSM 1900; Frequency: 1880 MHz;Duty Cycle: 1:8.3
Medium parameters used: f = 1880 MHz; σ = 1.41 mho/m; ε_r = 39.4; ρ = 1000 kg/m^3
Phantom section: Right Section
DASY4 Configuration:

- Probe: ES3DV3 - SN3080; ConvF(4.92, 4.92, 4.92); Calibrated: 2005-05-26
- Sensor-Surface: 4mm (Mechanical Surface Detection)
- Electronics: DAE3 Sn486; Calibrated: 2005-08-30
- Phantom: SAM PHANTOM #2; Type: SAM; Serial: TP-1248
- Measurement SW: DASY4, V4.6 Build 23; Postprocessing SW: SEMCAD, V1.8 Build 160

Ear/Tilt, Ch.661, Ant.Intenna, Bat.Standard/Area Scan (51x71x1): Measurement grid: dx=20mm, dy=20mm
Maximum value of SAR (interpolated) = 0.445 mW/g

Ear/Tilt, Ch.661, Ant.Intenna, Bat.Standard/Zoom Scan (5x5x7)/Cube 0: Measurement grid: dx=8mm, dy=8mm, dz=5mm
Reference Value = 14.5 V/m; Power Drift = 0.009 dB
Peak SAR (extrapolated) = 0.663 W/kg
SAR(1 g) = 0.406 mW/g
Maximum value of SAR (measured) = 0.450 mW/g

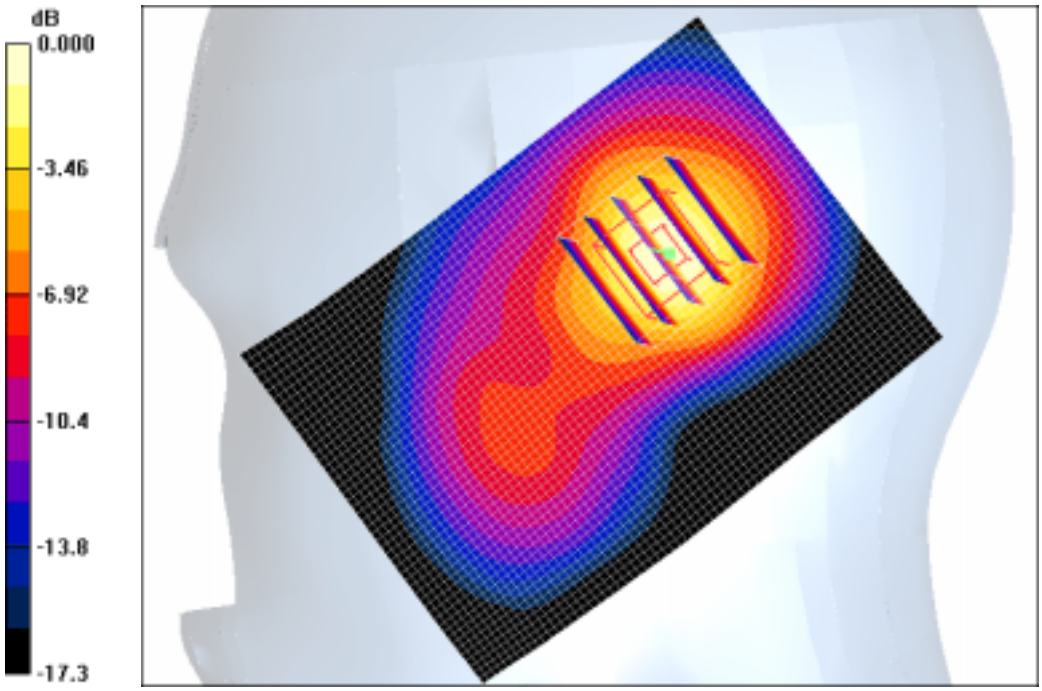

0 dB = 0.450mW/g

SAMSUNG FCC ID : A3LSGHE376 -- 1900MHz GSM1900 Head SAR
DUT: SGH-E376(Down); Serial: FD-054-B
Program Name: SGH-E376 GSM1900 Left, Slide Down (Job No. : FD-054)
Procedure Name: Cheek/Touch, Ch.512, Ant.Intenna, Bat.Standard
Procedure Notes: Meas.Tissue Temp(celsius)-21.7, Ambient Temp-21.2;Test Date-06/Apr/2006[OET Bulletin 65-Supplement C, July 2001]
Communication System: GSM 1900; Frequency: 1850.2 MHz;Duty Cycle: 1:8.3
Medium parameters used: f = 1850.2 MHz; σ = 1.41 mho/m; ε_r = 39.4; ρ = 1000 kg/m^3
Phantom section: Left Section
DASY4 Configuration:

- Probe: ES3DV3 - SN3080; ConvF(4.92, 4.92, 4.92); Calibrated: 2005-05-26
- Sensor-Surface: 4mm (Mechanical Surface Detection)
- Electronics: DAE3 Sn486; Calibrated: 2005-08-30
- Phantom: SAM PHANTOM #2; Type: SAM; Serial: TP-1248
- Measurement SW: DASY4, V4.6 Build 23; Postprocessing SW: SEMCAD, V1.8 Build 160

Cheek/Touch, Ch.512, Ant.Intenna, Bat.Standard/Zoom Scan (5x5x7)/Cube 0:
Measurement grid: dx=8mm, dy=8mm, dz=5mm
Reference Value = 13.4 V/m; Power Drift = 0.048 dB
Peak SAR (extrapolated) = 0.376 W/kg
SAR(1 g) = 0.265 mW/g
Maximum value of SAR (measured) = 0.282 mW/g

Cheek/Touch, Ch.512, Ant.Intenna, Bat.Standard/Area Scan (51x71x1): Measurement grid: dx=20mm, dy=20mm
Maximum value of SAR (interpolated) = 0.290 mW/g



0 dB = 0.290mW/g

SAMSUNG FCC ID : A3LSGHE376 -- 1900MHz GSM1900 Head SAR
DUT: SGH-E376(Down); Serial: FD-054-B
Program Name: SGH-E376 GSM1900 Left, Slide Down (Job No. : FD-054)
Procedure Name: Ear/Tilt, Ch.661, Ant.Intenna, Bat.Standard
Procedure Notes: Meas.Tissue Temp(celsius)-21.7, Ambient Temp-21.2;Test Date-06/Apr/2006[OET Bulletin 65-Supplement C, July 2001]
Communication System: GSM 1900; Frequency: 1880 MHz;Duty Cycle: 1:8.3
Medium parameters used: f = 1880 MHz; σ = 1.41 mho/m; ε_r = 39.4; ρ = 1000 kg/m^3
Phantom section: Left Section
DASY4 Configuration:

- Probe: ES3DV3 - SN3080; ConvF(4.92, 4.92, 4.92); Calibrated: 2005-05-26
- Sensor-Surface: 4mm (Mechanical Surface Detection)
- Electronics: DAE3 Sn486; Calibrated: 2005-08-30
- Phantom: SAM PHANTOM #2; Type: SAM; Serial: TP-1248
- Measurement SW: DASY4, V4.6 Build 23; Postprocessing SW: SEMCAD, V1.8 Build 160

Ear/Tilt, Ch.661, Ant.Intenna, Bat.Standard/Area Scan (51x71x1): Measurement grid: dx=20mm, dy=20mm
Maximum value of SAR (interpolated) = 0.378 mW/g

Ear/Tilt, Ch.661, Ant.Intenna, Bat.Standard/Zoom Scan (5x5x7)/Cube 0: Measurement grid: dx=8mm, dy=8mm, dz=5mm
Reference Value = 14.4 V/m; Power Drift = 0.041 dB
Peak SAR (extrapolated) = 0.508 W/kg
SAR(1 g) = 0.320 mW/g
Maximum value of SAR (measured) = 0.351 mW/g

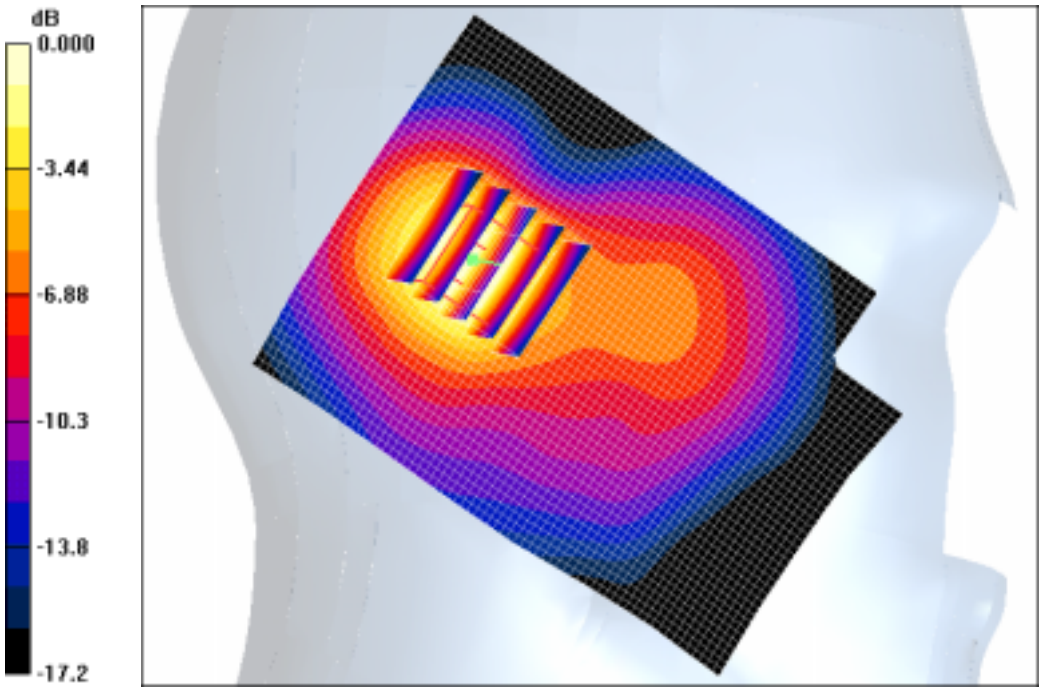

0 dB = 0.351mW/g

SAMSUNG FCC ID : A3LSGHE376 -- 1900MHz GSM1900 Head SAR
DUT: SGH-E376(Up); Serial: FD-054-B
Program Name: SGH-E376 GSM1900 Right Up (Job No. : FD-054)
Procedure Name: Cheek/Touch, Ch.512, Ant.Intenna, Bat.Standard
Procedure Notes: Meas.Tissue Temp(celsius)-21.7, Ambient Temp-21.2;Test Date-06/Apr/2006[OET Bulletin 65-Supplement C, July 2001]
Communication System: GSM 1900; Frequency: 1850.2 MHz;Duty Cycle: 1:8.3
Medium parameters used: f = 1850.2 MHz; σ = 1.41 mho/m; ε_r = 39.4; ρ = 1000 kg/m^3
Phantom section: Right Section
DASY4 Configuration:

- Probe: ES3DV3 - SN3080; ConvF(4.92, 4.92, 4.92); Calibrated: 2005-05-26
- Sensor-Surface: 4mm (Mechanical Surface Detection)
- Electronics: DAE3 Sn486; Calibrated: 2005-08-30
- Phantom: SAM PHANTOM #2; Type: SAM; Serial: TP-1248
- Measurement SW: DASY4, V4.6 Build 23; Postprocessing SW: SEMCAD, V1.8 Build 160

Cheek/Touch, Ch.512, Ant.Intenna, Bat.Standard/Zoom Scan (5x5x7)/Cube 0:
Measurement grid: dx=8mm, dy=8mm, dz=5mm
Reference Value = 11.2 V/m; Power Drift = -0.042 dB
Peak SAR (extrapolated) = 0.528 W/kg
SAR(1 g) = 0.337 mW/g
Maximum value of SAR (measured) = 0.367 mW/g

Cheek/Touch, Ch.512, Ant.Intenna, Bat.Standard/Area Scan (51x71x1): Measurement grid: dx=20mm, dy=20mm
Maximum value of SAR (interpolated) = 0.356 mW/g



0 dB = 0.356mW/g

SAMSUNG FCC ID : A3LSGHE376 -- 1900MHz GSM1900 Head SAR
DUT: SGH-E376(Up); Serial: FD-054-B
Program Name: SGH-E376 GSM1900 Right Up (Job No. : FD-054)
Procedure Name: Ear/Tilt, Ch.661, Ant.Intenna, Bat.Standard
Procedure Notes: Meas.Tissue Temp(celsius)-21.7, Ambient Temp-21.2;Test Date-06/Apr/2006[OET Bulletin 65-Supplement C, July 2001]
Communication System: GSM 1900; Frequency: 1880 MHz;Duty Cycle: 1:8.3
Medium parameters used: f = 1880 MHz; σ = 1.41 mho/m; ε_r = 39.4; ρ = 1000 kg/m^3
Phantom section: Right Section
DASY4 Configuration:

- Probe: ES3DV3 - SN3080; ConvF(4.92, 4.92, 4.92); Calibrated: 2005-05-26
- Sensor-Surface: 4mm (Mechanical Surface Detection)
- Electronics: DAE3 Sn486; Calibrated: 2005-08-30
- Phantom: SAM PHANTOM #2; Type: SAM; Serial: TP-1248
- Measurement SW: DASY4, V4.6 Build 23; Postprocessing SW: SEMCAD, V1.8 Build 160

Ear/Tilt, Ch.661, Ant.Intenna, Bat.Standard/Area Scan (51x71x1): Measurement grid: dx=20mm, dy=20mm
Maximum value of SAR (interpolated) = 0.226 mW/g

Ear/Tilt, Ch.661, Ant.Intenna, Bat.Standard/Zoom Scan (5x5x7)/Cube 0: Measurement grid: dx=8mm, dy=8mm, dz=5mm
Reference Value = 11.3 V/m; Power Drift = -0.039 dB
Peak SAR (extrapolated) = 0.296 W/kg
SAR(1 g) = 0.197 mW/g
Maximum value of SAR (measured) = 0.209 mW/g

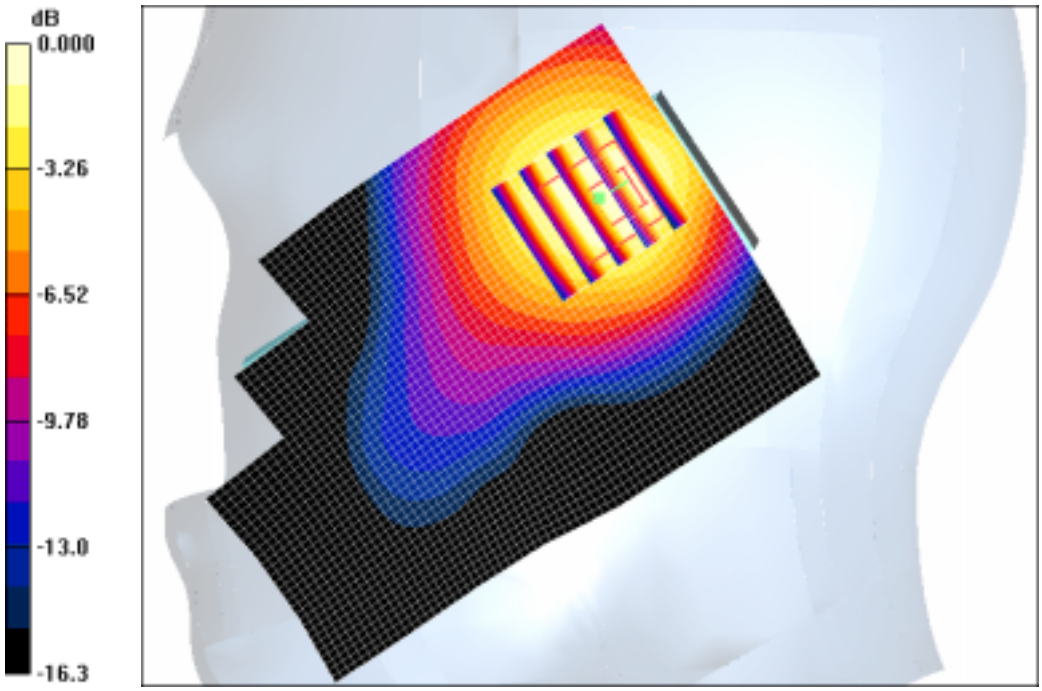

0 dB = 0.209mW/g

SAMSUNG FCC ID : A3LSGHE376 -- 1900MHz GSM1900 Head SAR
DUT: SGH-E376(Up); Serial: FD-054-B
Program Name: SGH-E376 GSM1900 Left, Slide Up (Job No. : FD-054)
Procedure Name: Cheek/Touch, Ch.512, Ant.Intenna, Bat.Standard
Procedure Notes: Meas.Tissue Temp(celsius)-21.7, Ambient Temp-21.2;Test Date-06/Apr/2006[OET Bulletin 65-Supplement C, July 2001]
Communication System: GSM 1900; Frequency: 1850.2 MHz;Duty Cycle: 1:8.3
Medium parameters used: f = 1850.2 MHz; σ = 1.41 mho/m; ε_r = 39.4; ρ = 1000 kg/m^3
Phantom section: Left Section
DASY4 Configuration:

- Probe: ES3DV3 - SN3080; ConvF(4.92, 4.92, 4.92); Calibrated: 2005-05-26
- Sensor-Surface: 4mm (Mechanical Surface Detection)
- Electronics: DAE3 Sn486; Calibrated: 2005-08-30
- Phantom: SAM PHANTOM #2; Type: SAM; Serial: TP-1248
- Measurement SW: DASY4, V4.6 Build 23; Postprocessing SW: SEMCAD, V1.8 Build 160

Cheek/Touch, Ch.512, Ant.Intenna, Bat.Standard/Zoom Scan (5x5x7)/Cube 0:
Measurement grid: dx=8mm, dy=8mm, dz=5mm
Reference Value = 9.25 V/m; Power Drift = 0.011 dB
Peak SAR (extrapolated) = 0.438 W/kg
SAR(1 g) = 0.295 mW/g
Maximum value of SAR (measured) = 0.317 mW/g

Cheek/Touch, Ch.512, Ant.Intenna, Bat.Standard/Area Scan (51x71x1): Measurement grid: dx=20mm, dy=20mm
Maximum value of SAR (interpolated) = 0.350 mW/g

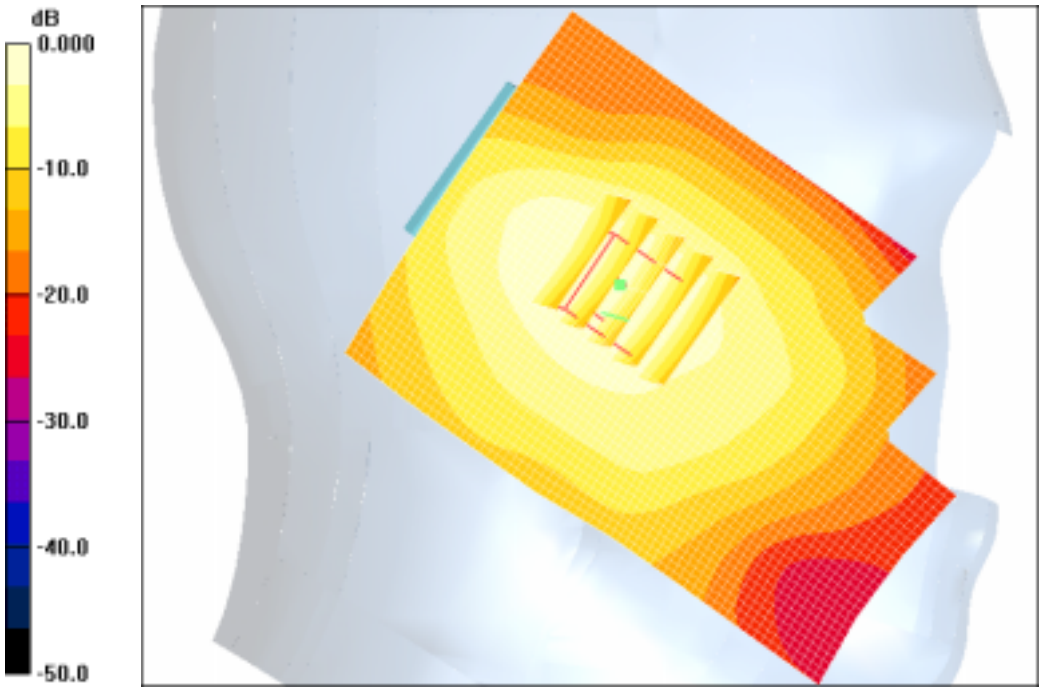

0 dB = 0.350mW/g

SAMSUNG FCC ID : A3LSGHE376 -- 1900MHz GSM1900 Head SAR
DUT: SGH-E376(Up); Serial: FD-054-B
Program Name: SGH-E376 GSM1900 Left, Slide Up (Job No. : FD-054)
Procedure Name: Ear/Tilt, Ch.661, Ant.Intenna, Bat.Standard
Procedure Notes: Meas.Tissue Temp(celsius)-21.7, Ambient Temp-21.2;Test Date-06/Apr/2006[OET Bulletin 65-Supplement C, July 2001]
Communication System: GSM 1900; Frequency: 1880 MHz;Duty Cycle: 1:8.3
Medium parameters used: f = 1880 MHz; σ = 1.41 mho/m; ε_r = 39.4; ρ = 1000 kg/m^3
Phantom section: Left Section
DASY4 Configuration:

- Probe: ES3DV3 - SN3080; ConvF(4.92, 4.92, 4.92); Calibrated: 2005-05-26
- Sensor-Surface: 4mm (Mechanical Surface Detection)
- Electronics: DAE3 Sn486; Calibrated: 2005-08-30
- Phantom: SAM PHANTOM #2; Type: SAM; Serial: TP-1248
- Measurement SW: DASY4, V4.6 Build 23; Postprocessing SW: SEMCAD, V1.8 Build 160

Ear/Tilt, Ch.661, Ant.Intenna, Bat.Standard/Area Scan (51x71x1): Measurement grid: dx=20mm, dy=20mm
Maximum value of SAR (interpolated) = 0.204 mW/g

Ear/Tilt, Ch.661, Ant.Intenna, Bat.Standard/Zoom Scan (5x5x7)/Cube 0: Measurement grid: dx=8mm, dy=8mm, dz=5mm
Reference Value = 10.3 V/m; Power Drift = -0.088 dB
Peak SAR (extrapolated) = 0.247 W/kg
SAR(1 g) = 0.167 mW/g
Maximum value of SAR (measured) = 0.181 mW/g

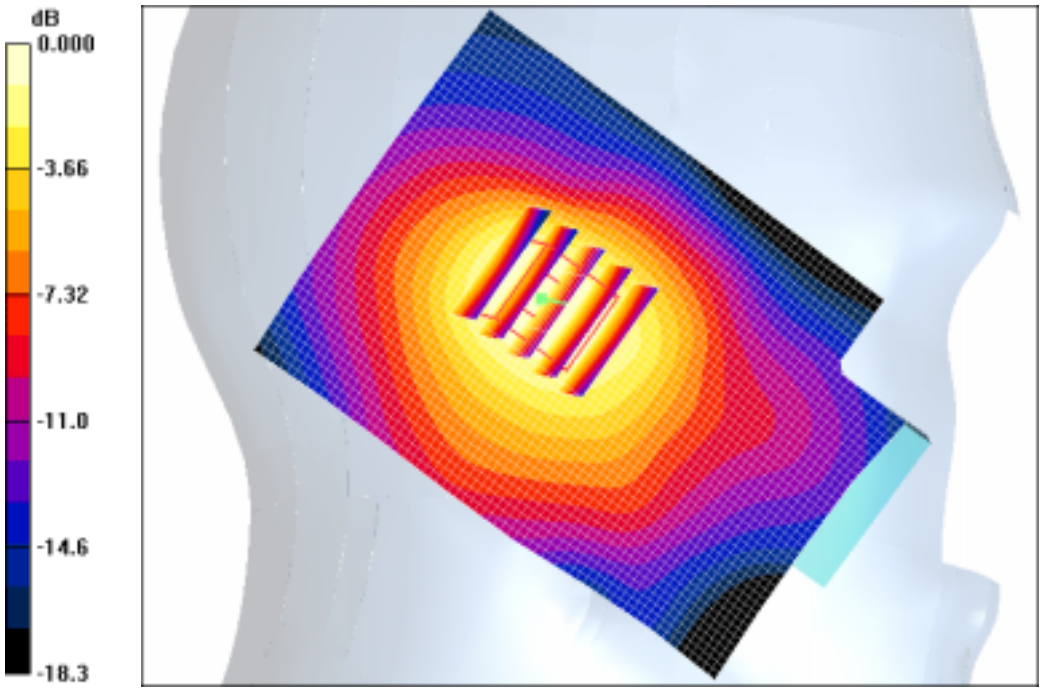

0 dB = 0.181mW/g

SAMSUNG FCC ID : A3LSGHE376 -- 1900MHz GSM1900 Body SAR
DUT: SGH-E376(Down); Serial: FD-054-B
Program Name: SGH-E376 GPRS1900 Body (Job No. : FD-054)
Procedure Name: Body, Ch.661, Ant.Intenna, Bat.Standard with BT ON
Procedure Notes: Meas.Tissue Temp(celsius)-21.6, Ambient Temp-21.5;Test Date-06/Apr/2006[OET Bulletin 65-Supplement C, July 2001]
Communication System: GSM1900 GPRS; Frequency: 1880 MHz;Duty Cycle: 1:4.15
Medium parameters used: f = 1880 MHz; σ = 1.55 mho/m; ε_r = 52.2; ρ = 1000 kg/m^3
Phantom section: Flat Section
DASY4 Configuration:

- Probe: ES3DV3 - SN3080; ConvF(4.42, 4.42, 4.42); Calibrated: 2005-05-26
- Sensor-Surface: 4mm (Mechanical Surface Detection)
- Electronics: DAE3 Sn486; Calibrated: 2005-08-30
- Phantom: SAM PHANTOM #1; Type: SAM; Serial: TP-1247
- Measurement SW: DASY4, V4.6 Build 23; Postprocessing SW: SEMCAD, V1.8 Build 160

Body, Ch.661, Ant.Intenna, Bat.Standard with BT ON/Zoom Scan (5x5x7)/Cube 0:
Measurement grid: dx=8mm, dy=8mm, dz=5mm
Reference Value = 20.6 V/m; Power Drift = -0.039 dB
Peak SAR (extrapolated) = 1.22 W/kg
SAR(1 g) = 0.782 mW/g
Maximum value of SAR (measured) = 0.874 mW/g

Body, Ch.661, Ant.Intenna, Bat.Standard with BT ON/Area Scan (51x71x1):
Measurement grid: dx=20mm, dy=20mm
Maximum value of SAR (interpolated) = 0.932 mW/g

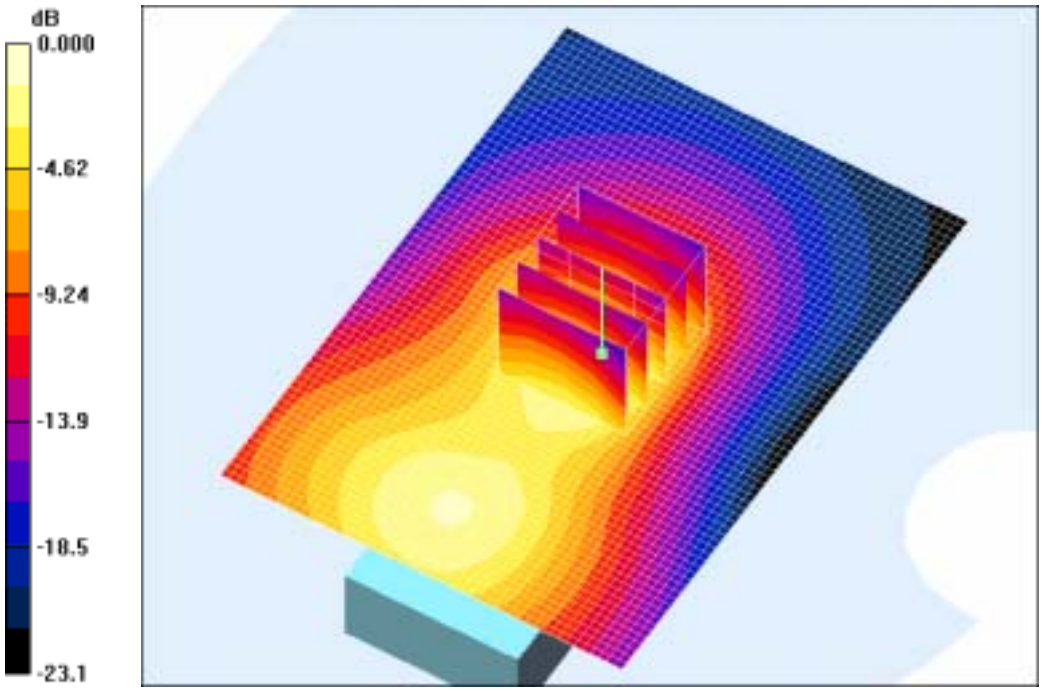

0 dB = 0.932mW/g

SAMSUNG FCC ID : A3LSGHE376 -- 1900MHz GSM1900 Head SAR
DUT: SGH-D376(Down); Serial: FD-054-B
Program Name: SGH-E376 GSM1900 Right Slide Down (Job No. : FD-054)
Procedure Name: Ear/Tilt, Ch.661, Ant.Intenna, Bat.Standard
Procedure Notes: Meas.Tissue Temp(celsius)-21.7, Ambient Temp-21.2;Test Date-06/Apr/2006[OET Bulletin 65-Supplement C, July 2001]
Communication System: GSM 1900; Frequency: 1880 MHz;Duty Cycle: 1:8.3
Medium parameters used: f = 1880 MHz; σ = 1.41 mho/m; ε_r = 39.4; ρ = 1000 kg/m^3
Phantom section: Right Section
DASY4 Configuration:

- Probe: ES3DV3 - SN3080; ConvF(4.92, 4.92, 4.92); Calibrated: 2005-05-26
- Sensor-Surface: 4mm (Mechanical Surface Detection)
- Electronics: DAE3 Sn486; Calibrated: 2005-08-30
- Phantom: SAM PHANTOM #2; Type: SAM; Serial: TP-1248
- Measurement SW: DASY4, V4.6 Build 23; Postprocessing SW: SEMCAD, V1.8 Build 160

Ear/Tilt, Ch.661, Ant.Intenna, Bat.Standard/Area Scan (51x71x1): Measurement grid: dx=20mm, dy=20mm
Maximum value of SAR (interpolated) = 0.445 mW/g

Ear/Tilt, Ch.661, Ant.Intenna, Bat.Standard/Zoom Scan (5x5x7)/Cube 0: Measurement grid: dx=8mm, dy=8mm, dz=5mm
Reference Value = 14.5 V/m; Power Drift = 0.009 dB
Peak SAR (extrapolated) = 0.663 W/kg
SAR(1 g) = 0.406 mW/g
Maximum value of SAR (measured) = 0.450 mW/g

SAMSUNG FCC ID : A3LSGHE376 -- 1900MHz GSM1900 Body SAR
DUT: SGH-E376(Down); Serial: FD-054-B
Program Name: SGH-E376 GPRS1900 Body (Job No. : FD-054)
Procedure Name: Body, Ch.661, Ant.Intenna, Bat.Standard with BT ON
Procedure Notes: Meas.Tissue Temp(celsius)-21.6, Ambient Temp-21.5;Test Date-06/Apr/2006[OET Bulletin 65-Supplement C, July 2001]
Communication System: GSM1900 GPRS; Frequency: 1880 MHz;Duty Cycle: 1:4.15
Medium parameters used: f = 1880 MHz; σ = 1.55 mho/m; ε_r = 52.2; ρ = 1000 kg/m^3
Phantom section: Flat Section
DASY4 Configuration:

- Probe: ES3DV3 - SN3080; ConvF(4.42, 4.42, 4.42); Calibrated: 2005-05-26
- Sensor-Surface: 4mm (Mechanical Surface Detection)
- Electronics: DAE3 Sn486; Calibrated: 2005-08-30
- Phantom: SAM PHANTOM #1; Type: SAM; Serial: TP-1247
- Measurement SW: DASY4, V4.6 Build 23; Postprocessing SW: SEMCAD, V1.8 Build 160

Body, Ch.661, Ant.Intenna, Bat.Standard with BT ON/Zoom Scan (5x5x7)/Cube 0:
Measurement grid: dx=8mm, dy=8mm, dz=5mm
Reference Value = 20.6 V/m; Power Drift = -0.039 dB
Peak SAR (extrapolated) = 1.22 W/kg
SAR(1 g) = 0.782 mW/g
Maximum value of SAR (measured) = 0.874 mW/g
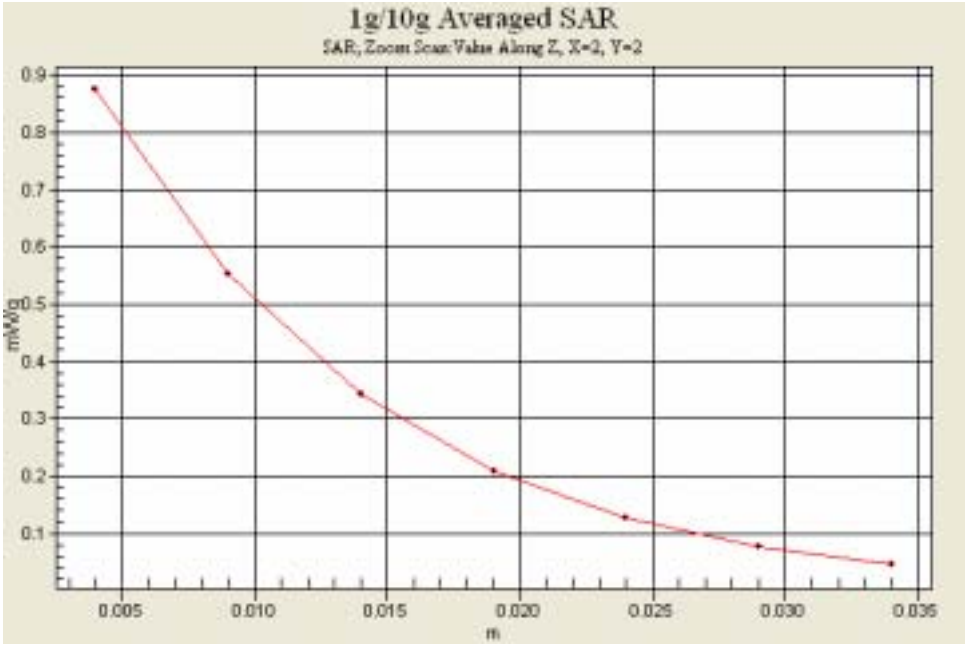
Body, Ch.661, Ant.Intenna, Bat.Standard with BT ON/Area Scan (51x71x1):
Measurement grid: dx=20mm, dy=20mm
Maximum value of SAR (interpolated) = 0.932 mW/g