SAMSUNG ELECTRONICS Co., Ltd.,
Regulatory Compliance Team
IT R&D Center
416, Maetan-3dong,
Paldal-gu, Suwon-si,
Gyeonggi-do, Korea 442-742

FCC CFR47 PART 24 SUBPART CERTIFICATION TEST DATA

Model Tested:	SGH-E715
FCC ID (Requested):	A3LSGHE715
Report No:	FA-021-R1
Date issued:	August 26,2003

- Abstract –
All measurement reported herein accordance with FCC Rules, 47CFR Part2, Part24.

Prepared By _____ **Date** Aug 26. 2003

JH CHOI – Test Engineer

Checked By _____ **Date** AUG 29, 2003

CW PARK - Manager

Authorized By _____ **Date** Aug 29, 2003

JK CHOI – Senior Manager

Test Equipment

Name of Equipment	Model	Serial No.	Due Date
Spectrum Analyzer	FSIQ26	100009/027	2004-08-19
	E4440A(3Hz~26.5GHz)	MY41000236	2003-11-25
	E4440A(3Hz~26.5GHz)	MY41000233	2003-11-25
Signal Generator	SMIQ03B(300KHz~3.3GHz)	83824/021	2004-01-20
	SMR20(1GHz~20GHz)	835197/030	2004-01-20
Power Meter	E4419B	GB41293846	2003-11-26
Power Sensor	8481B(1mW~25W)	3318A10325	2003-09-26
	8485A(1uW~100mW)	3318A19924	2003-09-26
Amplifier	5S1G4(0.8~4.2GHz, 5W)	304866	2003-11-26
Pre-Amplifier	8449B(1~26.5GHz, 30dB)	3008A00691	2004-01-21
Communication test set	8960	GB42230535	2003-12-02
	8960	GB42360886	2004-01-09
Antenna Master	MA0001	ANT0967	Not Required
Controller	HD100	100/756	Not Required
Environmental Chamber	SH-241	92000548	2003-12-12
	SH-241	92000549	2003-12-12
Horn Antenna	HF906(1GHz~18GHz)	360306/011	2004-02-10
	HF906(1GHz~18GHz)	100134	2004-03-31
Dipole Antenna	3121C-DB4	9007-587	2003-11-08
	3121C-DB4	9007-588	2004-03-21
Receive Antenna	HO040	353255/020	2004-04-08
Attenuator	8494A(0~11dB)	3308A31997	2004-01-20
	8496A(0~110dB)	3308A14426	2004-01-20
Directional Coupler	4278-311-2(0.1~1GHz)	B3679637	2004-01-22
	4278-111-2(1~2GHz)	B103DC8722	2004-01-22
High Pass Filter	WHK1.0/15G-10SS(1~15GHz)	1	Not Required
	WHV1.0/15G-10SS(1~15GHz)	1	Not Required
	WHK/3.5/18G-10SS(3.5~18GHz)	3	Not Required
	WHK/3.5/18G-10SS(3.5~18GHz)	4	Not Required
Shielded Semi-Anechoic Chamber	RF0002	ANT0001	2004-01-21

FCC ID : A3LSGHE715

Equivalent Isotropic Radiated Power (E.I.R.P.)

Supply Voltage: 3.7 VDC

Modulation: PCS GSM

■ Reference level

Frequency (MHz)	Output (dBm)	Polarization	S/A (dBm)	Ant gain (dBi)	Ref level (dBm)
1880.00	27.00	H	-12.56	8.18	-20.74
		V	-12.76	8.18	-20.94

■ Result

Frequency (MHz)	From EUT Tested level (dBm)	POL (H/V)	Azimuth (angle)	EIRP (dBm)	EIRP (W)	Battery
1850.20	-15.22	V	310	32.52	1.786	Standard
1880.00	-15.10	V	311	32.64	1.837	Standard
1909.80	-15.57	V	309	32.17	1.648	Standard

Equivalent Isotropic Radiated Power Measurements by Substitution Method according to I
ANSI/TIA/EIA-603-A-2001, Aug. 15, 2001:□
□
The EUT was placed on a wooden turn table 3-meters from the receive antenna. The □
receive antenna height and turntable rotation was adjusted for the highest reading on □
the receive spectrum analyzer. A Horn antenna was substituted in place of the EUT. □
This Horn antenna was driven by a signal generator and the level of the signal □
generator was adjusted to obtain the same receive spectrum analyzer reading. The □
conducted power at the terminals of the Horn antenna is measured. The difference □
between the gain of the horn and an isotropic antenna is taken into consideration and □
the EIRP is recorded.

FCC ID : A3LSGHE715

Field Stength of SPURIOUS Radiation

Operating Frequency : 1850.2 MHz

Measured Output Power : 32.64 dBm = 1.837 W

Modulation Signal : PCS GSM

Limit : $43+10\log_{10}(W)$ = 45.64 dBc

■ Result

Channel	Harmonic	Frequency (MHz)	From EUT Tested level (dBm)	POL (H/V)	Result (dBc)
512	2	3700.40	-45.84	H2	55.52
	3	5550.60	-58.00	H2	62.59
	4	7400.80	-52.42	H2	52.79
	5	9251.00	-58.10	H2	54.17
	6	11101.20	-58.56	H1	50.82
	7	12951.40	-60.04	H2	49.74
	8	14801.60	-69.22	V	52.87
661	2	3760.00	-43.84	H2	53.14
	3	5640.00	-57.58	H2	62.38
	4	7520.00	-53.08	H2	53.85
	5	9400.00	-56.86	H2	53.04
	6	11280.00	-55.78	H2	48.22
	7	13160.00	-59.10	H2	47.76
	8	15040.00	-71.05	V	57.18
810	2	3819.60	-44.44	H2	54.08
	3	5729.40	-55.82	H2	61.09
	4	7639.20	-51.02	H2	51.82
	5	9549.00	-55.44	H2	51.13
	6	11458.80	-57.53	H2	48.10
	7	13368.60	-59.84	H2	47.98
	8	15278.40	-	-	-

Radiated Spurious & Harmonic Conversion Table

FCC ID : A3LSGHE715 Mode : GSM1900 EIRP : 32.64

Date ; 2003 . 08 . 20 .

Test Engineer : E.H. Jung & J.H. Choi

① Tx Cable loss
② Tx Horn Ant Gain
③ Rx Cable loss + HPF Insertion loss + Attenuator
④ Pre-Amp gain
⑤ Air loss
⑥ Tested Level from EUT
⑦ = ⑥ + ⑤ + ③ - ④
⑧ = EIRP - ⑦

CH	Har	Frequency (MHz)	① Tx CL (dB)	② Horn Gain (dB)	Tx Level @ (S/G 10dBm)	⑥ Tested Level EUT : H (dBm)	⑥ Tested Level EUT : V (dBm)	⑦ Amplitude of Emission EUT : H (dBm)	⑦ Amplitude of Emission EUT : V (dBm)	⑧ Result EUT : H (dBc)	⑧ Result EUT : V (dBc)
512	2	3700.40	11.14	8.87	7.73	-45.84	-50.33	-22.88	-27.19	55.52	59.83
	3	5550.60	13.91	10.60	6.69	-58.00	-63.41	-29.95	-35.55	62.59	68.19
	4	7400.80	16.68	10.83	4.15	-52.42	-51.69	-20.15	-20.58	52.79	53.22
	5	9251.00	19.37	11.56	2.19	-58.10	-59.94	-21.53	-24.12	54.17	56.76
	6	11101.20	22.51	12.79	0.28	-58.56	-61.22	-18.18	-21.19	50.82	53.83
	7	12951.40	22.99	12.66	-0.33	-60.04	-61.04	-17.10	-17.93	49.74	50.57
	8	14801.60	24.52	12.69	-1.83	-	-69.22	-	-20.23	-	52.87
661	2	3760.00	11.13	8.98	7.85	-43.84	-49.28	-20.50	-25.85	53.14	58.49
	3	5640.00	14.10	10.60	6.50	-57.58	-58.54	-29.74	-30.95	62.38	63.59
	4	7520.00	17.05	10.83	3.78	-53.08	-53.82	-21.21	-22.90	53.85	55.54
	5	9400.00	19.61	11.60	1.99	-56.86	-57.58	-20.40	-21.96	53.04	54.60
	6	11280.00	22.92	12.93	0.01	-55.78	-57.99	-15.58	-18.02	48.22	50.66
	7	13160.00	23.62	12.64	-0.98	-59.10	-60.56	-15.12	-15.91	47.76	48.55
	8	15040.00	25.04	12.70	-2.34	-	-71.05	-	-24.54	-	57.18
810	2	3819.60	11.28	8.98	7.70	-44.44	-51.07	-21.44	-27.48	54.08	60.12
	3	5729.40	14.12	10.73	6.61	-55.82	-59.03	-28.45	-31.13	61.09	63.77
	4	7639.20	17.47	10.87	3.40	-51.02	-51.01	-19.18	-19.90	51.82	52.54
	5	9549.00	19.92	11.67	1.75	-55.44	-57.19	-18.49	-20.61	51.13	53.25
	6	11458.80	21.77	12.90	1.13	-57.53	-58.22	-15.46	-16.52	48.10	49.16
	7	13368.60	23.26	12.65	-0.61	-59.84	-59.77	-15.34	-15.35	47.98	47.99
	8	15278.40	25.17	12.73	-2.44	-	-	-	-	-	-

Radiated Spurious & Harmonic Configuration for Calibration

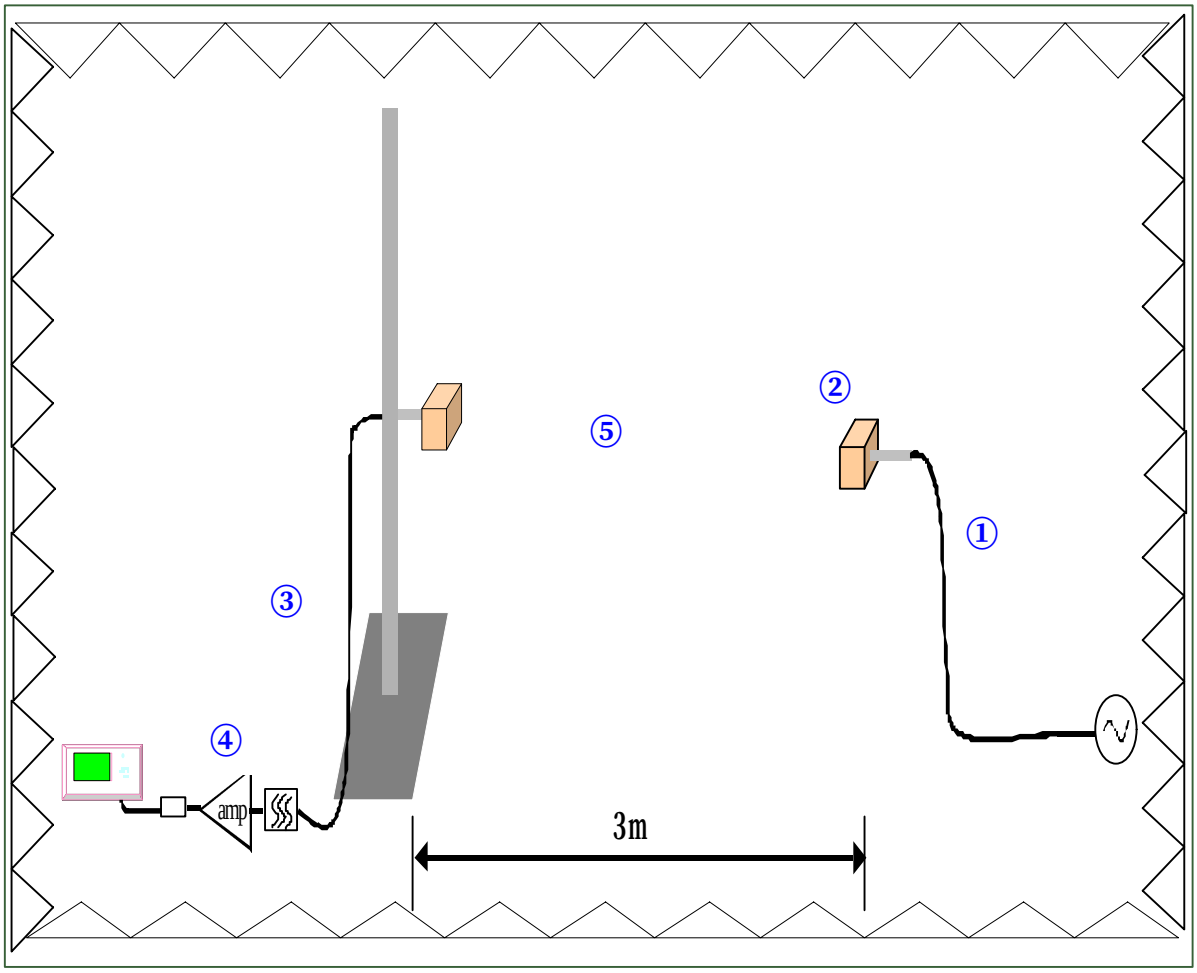

① Tx Cable loss
② Horn Ant Gain
③ Rx Cable loss + HPF Insertion loss + Attenuator
④ Pre-Amp gain
⑤ Air loss

FCC ID : A3LSGHE715

Frequency Stability (PCS GSM)

Operating Frequency : 1,880,000,000 Hz

Channel : 661

Reference voltage : 3.7VDC

Deviation Limit : ± 0.00025 % or 2.5ppm

Voltage (%)	Power (V dc)	TEMP (OC)	Frequency error (Hz)	Frequency (Hz)	Deviation (%)	ppm
100%	3.70	+20(Ref)	-14.72	1,879,999,985	-0.000001	-0.008
100%		-30	-39.58	1,879,999,960	-0.000002	-0.021
100%		-20	51.67	1,880,000,052	0.000003	0.027
100%		-10	77.24	1,880,000,077	0.000004	0.041
100%		0	42.76	1,880,000,043	0.000002	0.023
100%		+10	-24.58	1,879,999,975	-0.000001	-0.013
100%		+20	36.24	1,880,000,036	0.000002	0.019
100%		+30	35.8	1,880,000,036	0.000002	0.019
100%		+40	28.94	1,880,000,029	0.000002	0.015
100%		+50	35.6	1,880,000,036	0.000002	0.019
100%		+60	-36.85	1,879,999,963	-0.000002	-0.020
85%	3.15	+20	-30.18	1,879,999,970	-0.000002	-0.016
115%	4.26	+20	-29.76	1,879,999,970	-0.000002	-0.016
Batt. Endpoint	3.05	+20	-308.24	1,879,999,692	-0.000016	-0.164

Note : The temperature is varied from -30°C to +60°C using an environmental chamber

The EUT is tested down to the battery end point.

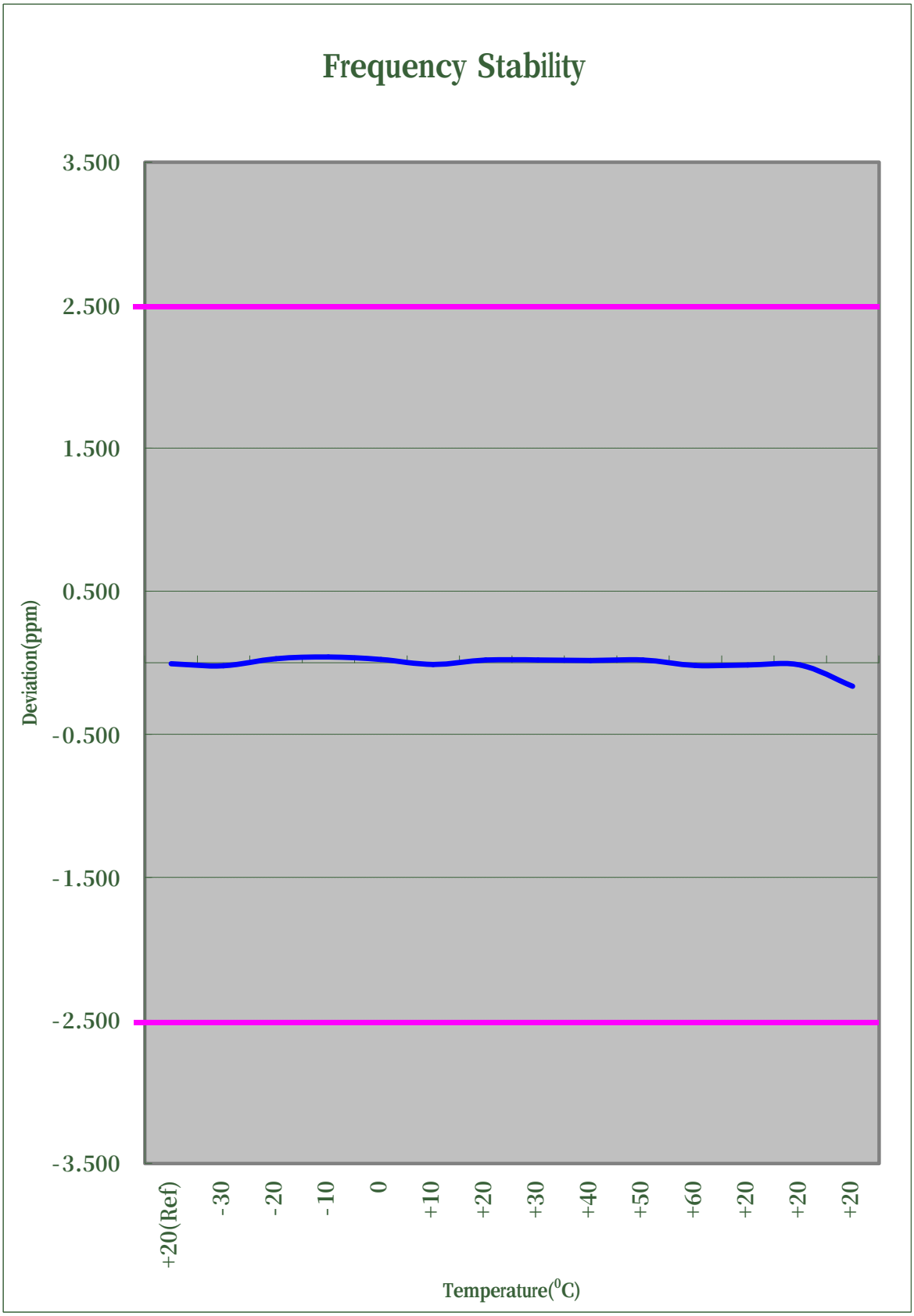
Frequency Stability
3.500
2.500
1.500
0.500
-0.500
-1.500
-2.500
-3.500
Deviation(ppm)
+20(Ref)
-30
-20
-10
0
+10
+20
+30
+40
+50
+60
+20
+20
+20
Temperature(0C)

Zoom In

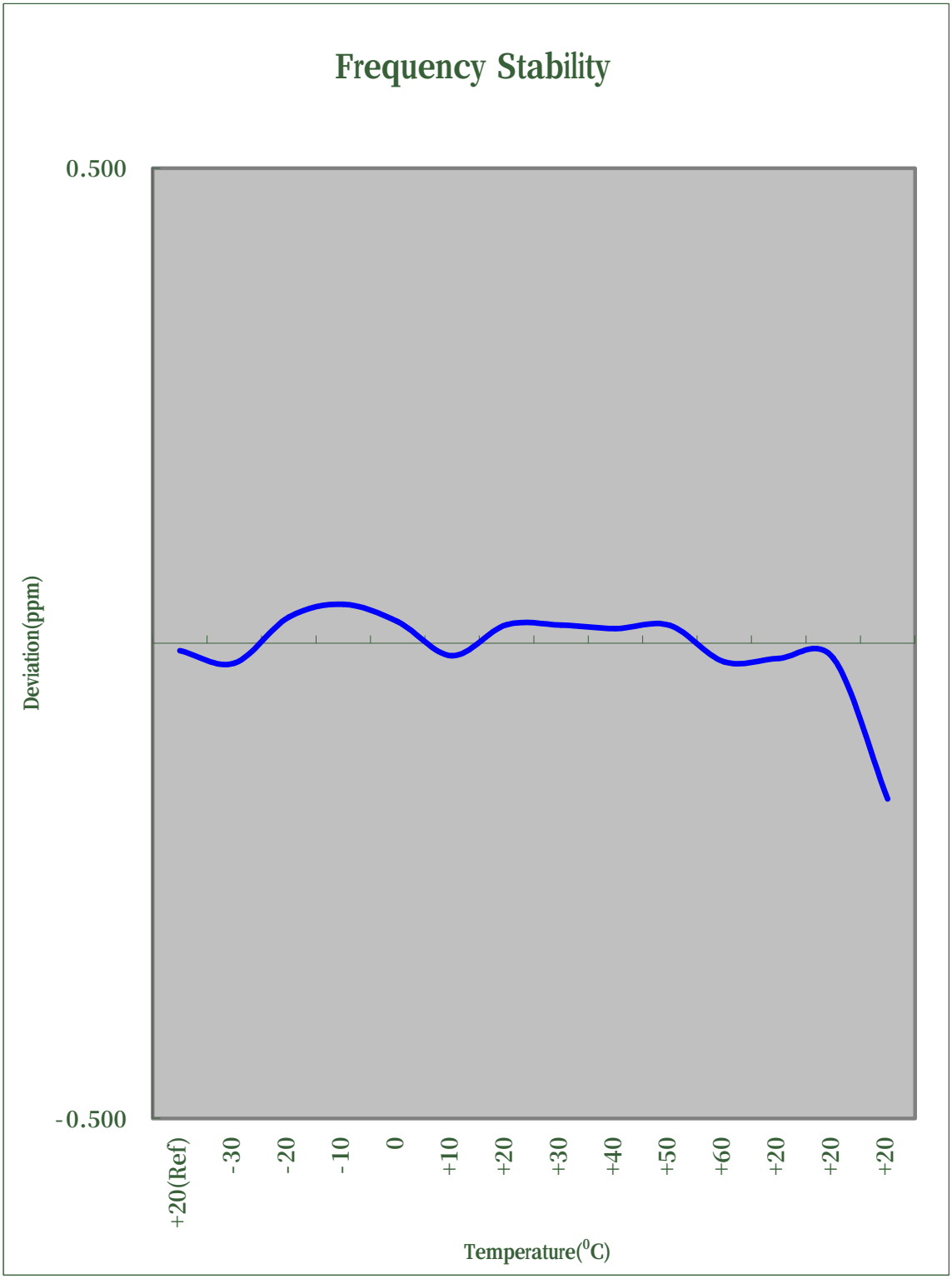
Frequency Stability
0.500
-0.500
Deviation(ppm)
+20(Ref)
-30
-20
-10
0
+10
+20
+30
+40
+50
+60
+20
+20
+20
Temperature(0C)

FCC ID:A3LSGHE715 Modulation & Switching 512CH

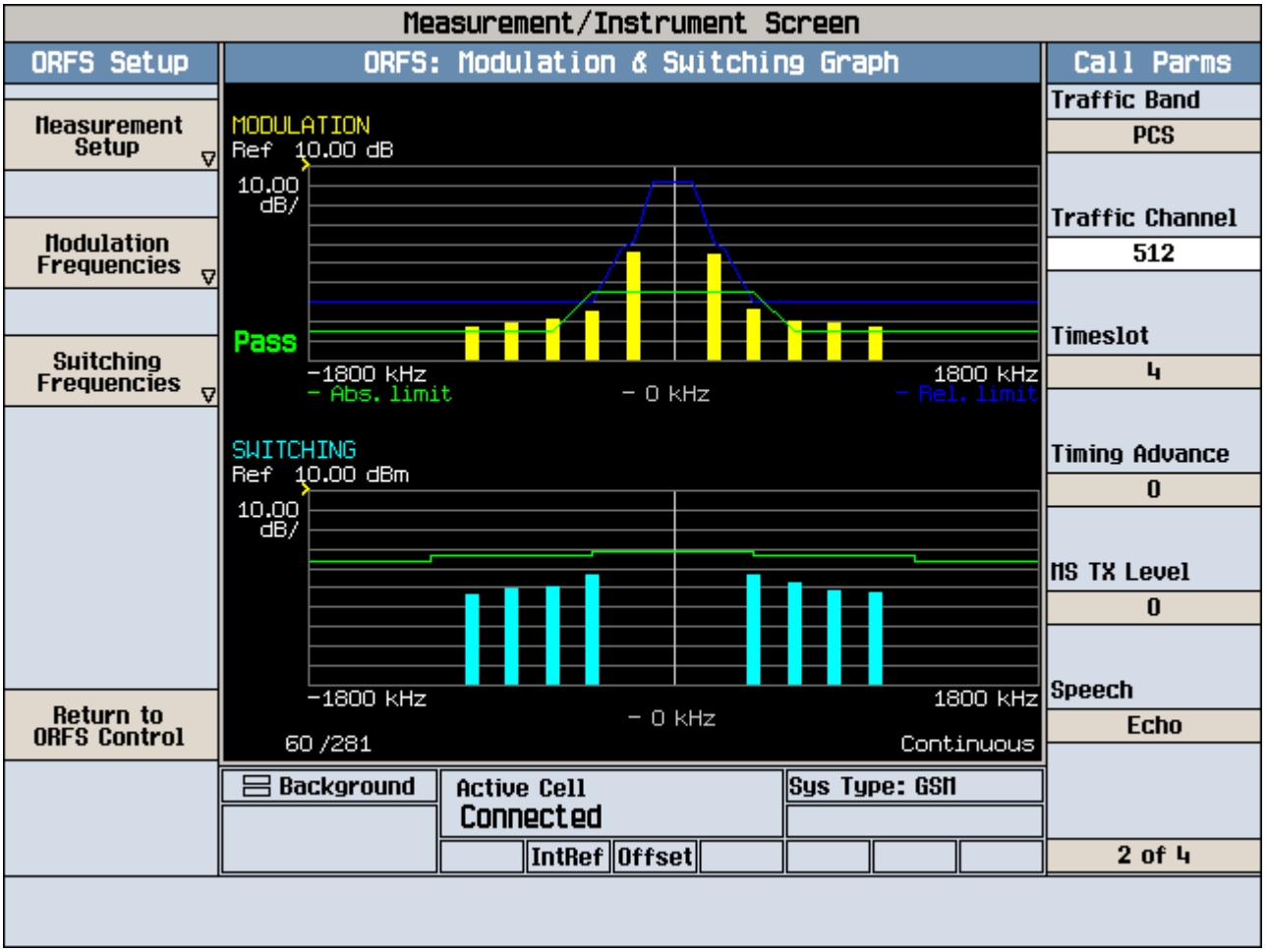

FCC ID:A3LSGHE715 Modulation & Switching 661CH

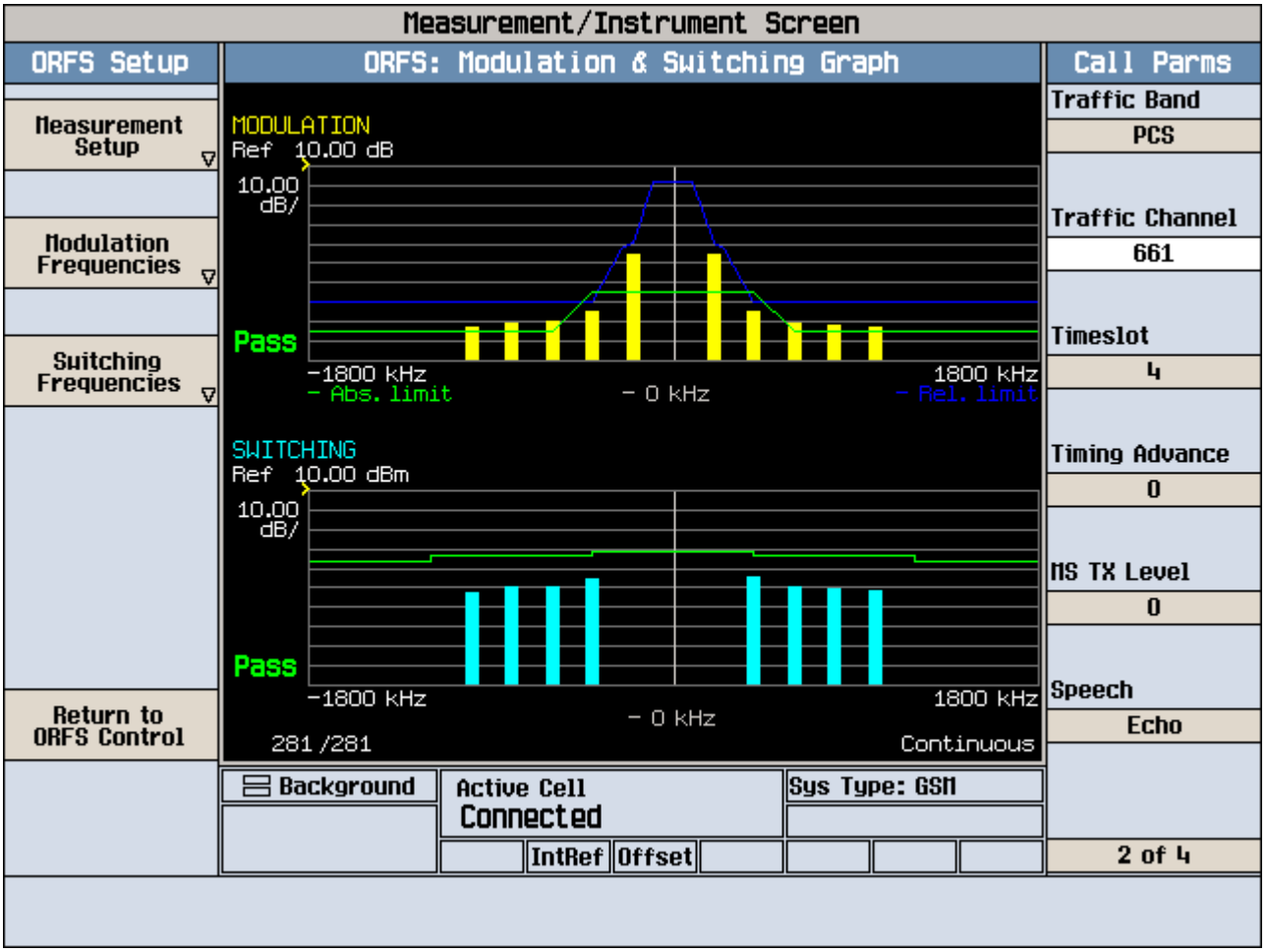

FCC ID:A3LSGHE715 Modulation & Switching 810CH

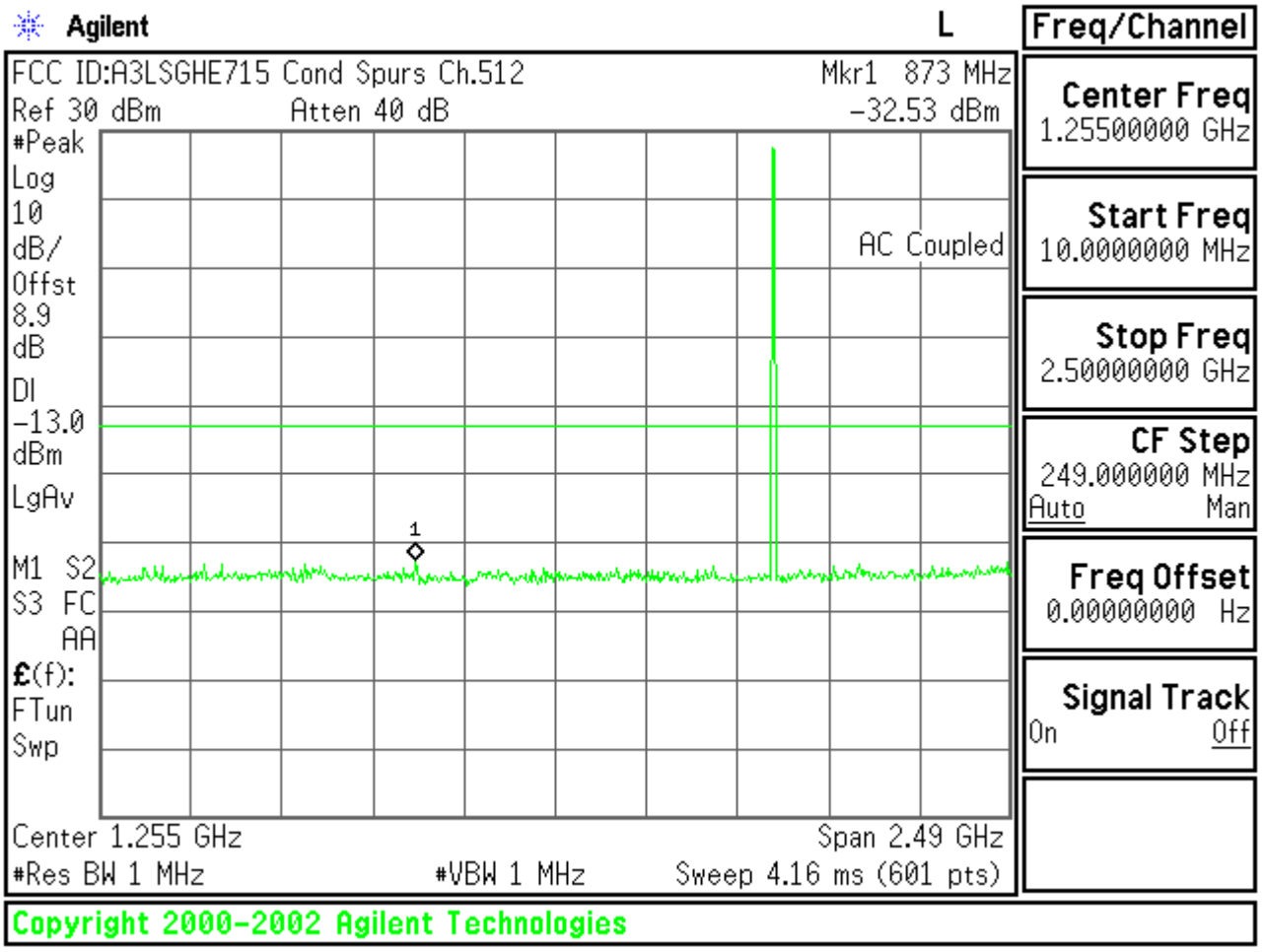
Agilent
L
Freq/Channel
FCC ID:A3LSGHE715 Cond Spurs Ch.512
Mkr1 873 MHz
Ref 30 dBm
Atten 40 dB
-32.53 dBm
#Peak
Log
10
dB/
Offst
8.9
dB
Dl
-13.0
dBm
LgAv
AC Coupled
M1 S2
S3 FC
AA
£(f):
FTun
Swp
Center 1.255 GHz
Span 2.49 GHz
#Res BW 1 MHz
#VBW 1 MHz
Sweep 4.16 ms (601 pts)
Center Freq
1.25500000 GHz
Start Freq
10.0000000 MHz
Stop Freq
2.50000000 GHz
CF Step
249.000000 MHz
Auto
Man
Freq Offset
0.00000000 Hz
Signal Track
On
Off
Copyright 2000-2002 Agilent Technologies

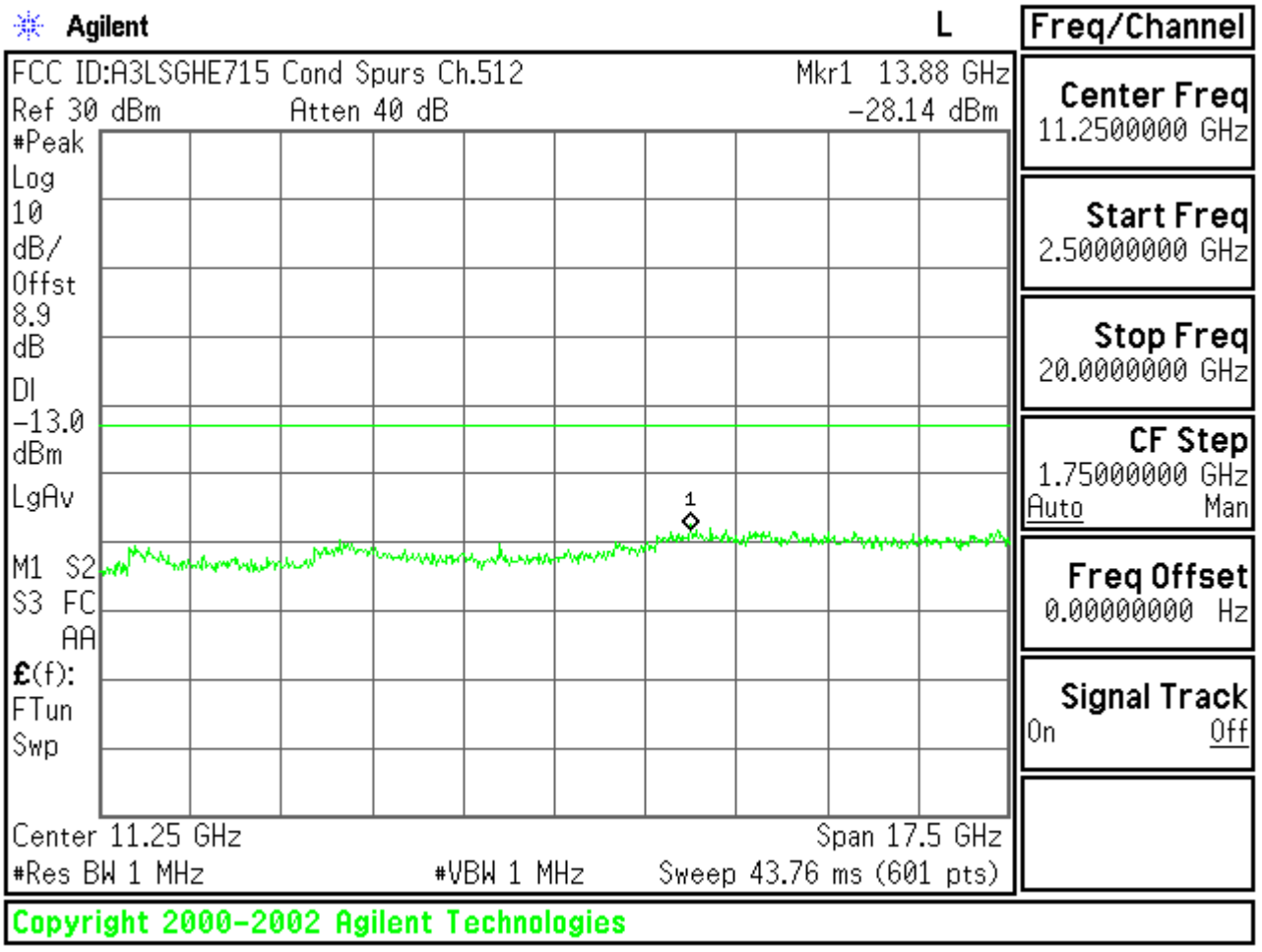
Agilent
L
Freq/Channel
FCC ID:A3LSGHE715 Cond Spurs Ch.512
Mkr1 13.88 GHz
Ref 30 dBm
Atten 40 dB
-28.14 dBm
#Peak
Log
10
dB/
Offst
8.9
dB
Dl
-13.0
dBm
LgAv
M1 S2
S3 FC
AA
£(f):
FTun
Swp
Center 11.25 GHz
Span 17.5 GHz
#Res BW 1 MHz
#VBW 1 MHz
Sweep 43.76 ms (601 pts)
Center Freq
11.2500000 GHz
Start Freq
2.50000000 GHz
Stop Freq
20.0000000 GHz
CF Step
1.75000000 GHz
Auto
Man
Freq Offset
0.00000000 Hz
Signal Track
On
Off
Copyright 2000-2002 Agilent Technologies

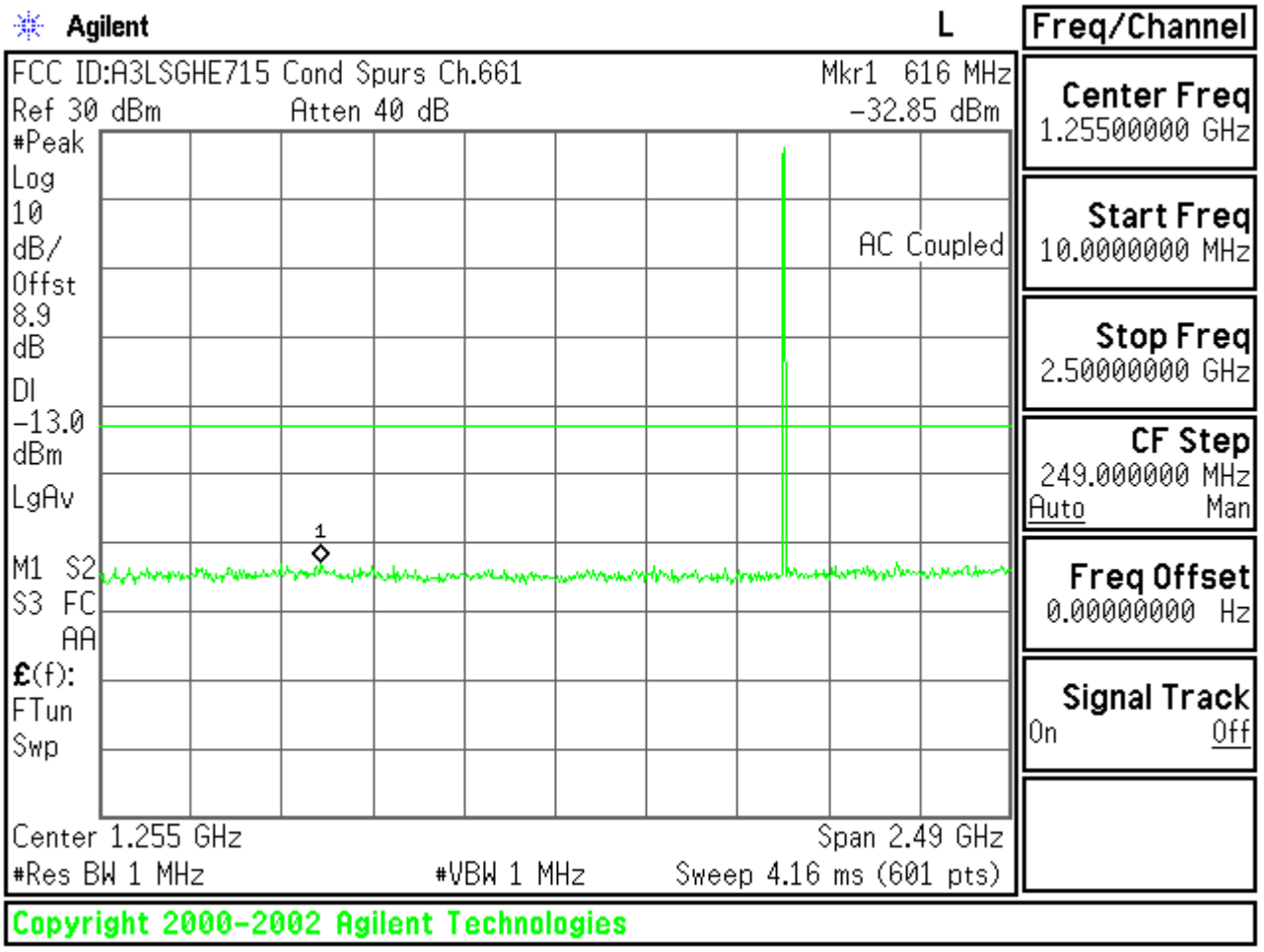
Agilent
L
Freq/Channel
FCC ID:A3LSGHE715 Cond Spurs Ch.661
Mkr1 616 MHz
Ref 30 dBm
Atten 40 dB
-32.85 dBm
#Peak
Log
10
dB/
Offst
8.9
dB
Dl
-13.0
dBm
LgAv
AC Coupled
M1 S2
S3 FC
AA
£(f):
FTun
Swp
Center 1.255 GHz
Span 2.49 GHz
#Res BW 1 MHz
#VBW 1 MHz
Sweep 4.16 ms (601 pts)
Center Freq
1.25500000 GHz
Start Freq
10.0000000 MHz
Stop Freq
2.50000000 GHz
CF Step
249.000000 MHz
Auto
Man
Freq Offset
0.00000000 Hz
Signal Track
On
Off
Copyright 2000-2002 Agilent Technologies

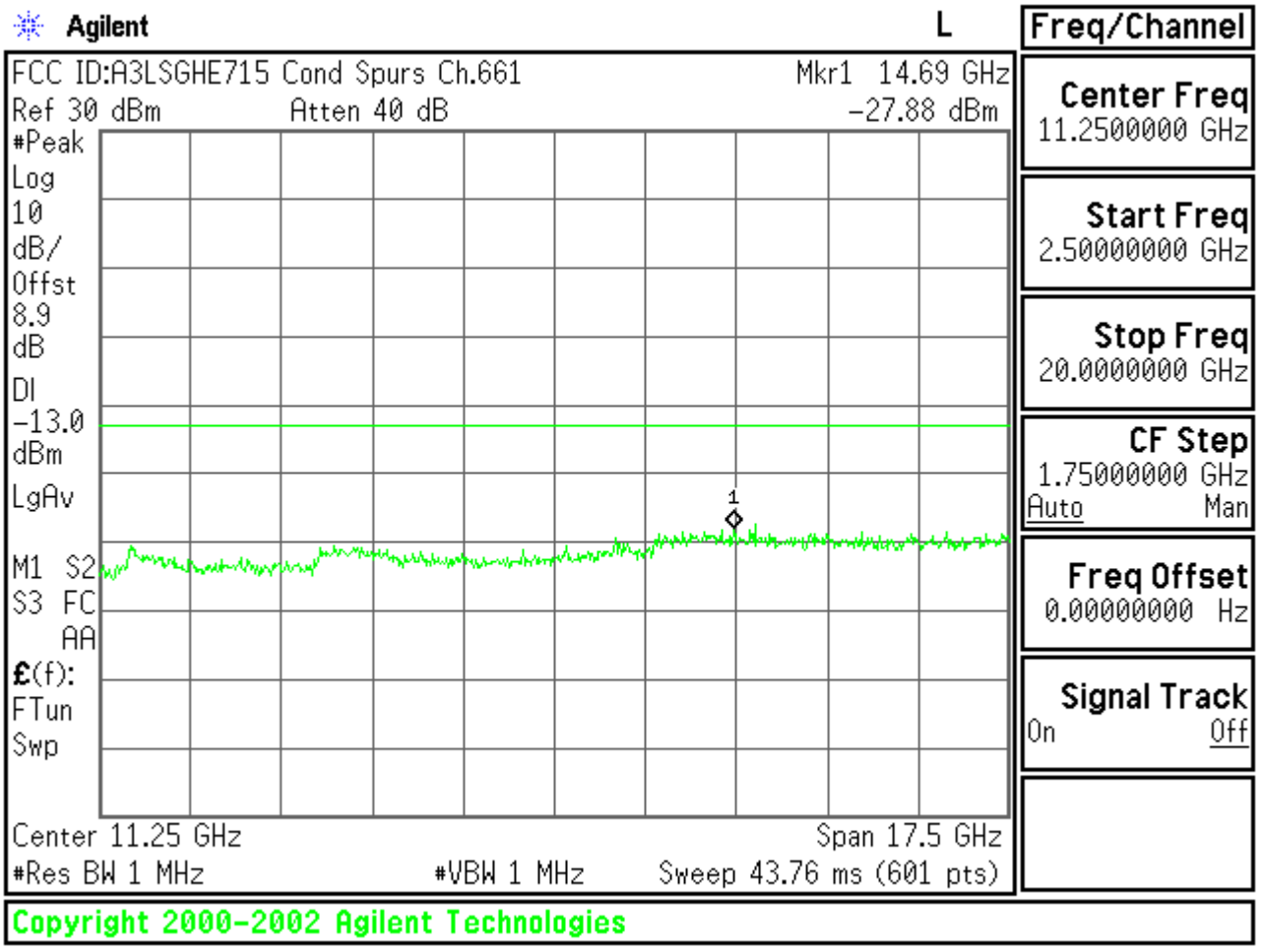
Agilent
L
Freq/Channel
FCC ID:A3LSGHE715 Cond Spurs Ch.661
Mkr1 14.69 GHz
Ref 30 dBm
Atten 40 dB
-27.88 dBm
#Peak
Log
10
dB/
Offst
8.9
dB
Dl
-13.0
dBm
LgAv
M1 S2
S3 FC
AA
£(f):
FTun
Swp
Center 11.25 GHz
Span 17.5 GHz
#Res BW 1 MHz
#VBW 1 MHz
Sweep 43.76 ms (601 pts)
Center Freq
11.2500000 GHz
Start Freq
2.50000000 GHz
Stop Freq
20.0000000 GHz
CF Step
1.75000000 GHz
Auto
Man
Freq Offset
0.00000000 Hz
Signal Track
On
Off
Copyright 2000-2002 Agilent Technologies

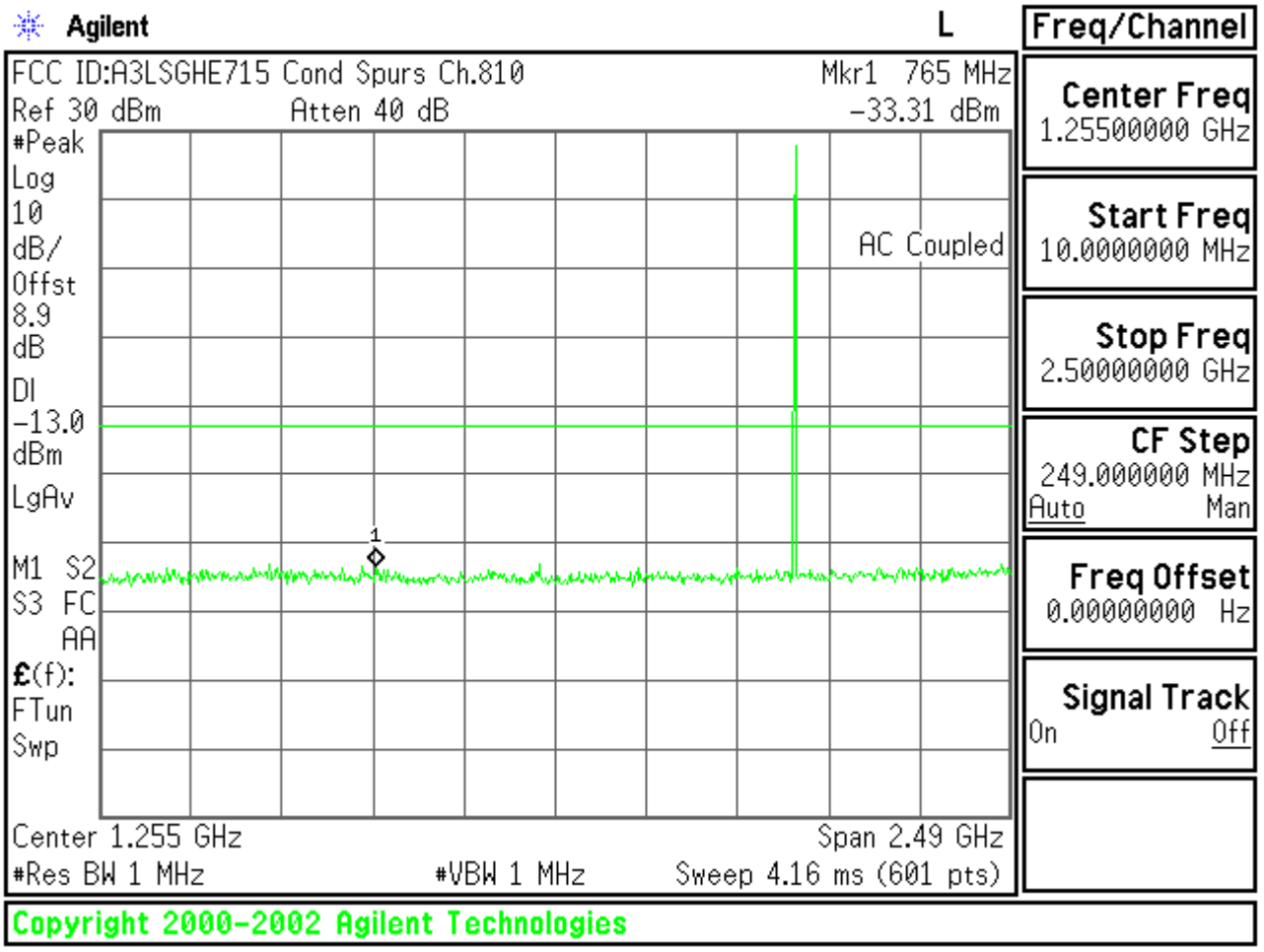
Agilent
L
Freq/Channel
FCC ID:A3LSGHE715 Cond Spurs Ch.810
Mkr1 765 MHz
Ref 30 dBm
Atten 40 dB
-33.31 dBm
#Peak
Log
10
dB/
Offst
8.9
dB
Dl
-13.0
dBm
LgAv
AC Coupled
M1 S2
S3 FC
AA
£(f):
FTun
Swp
Center 1.255 GHz
Span 2.49 GHz
#Res BW 1 MHz
#VBW 1 MHz
Sweep 4.16 ms (601 pts)
Center Freq
1.25500000 GHz
Start Freq
10.0000000 MHz
Stop Freq
2.50000000 GHz
CF Step
249.000000 MHz
Auto
Man
Freq Offset
0.00000000 Hz
Signal Track
On
Off
Copyright 2000-2002 Agilent Technologies

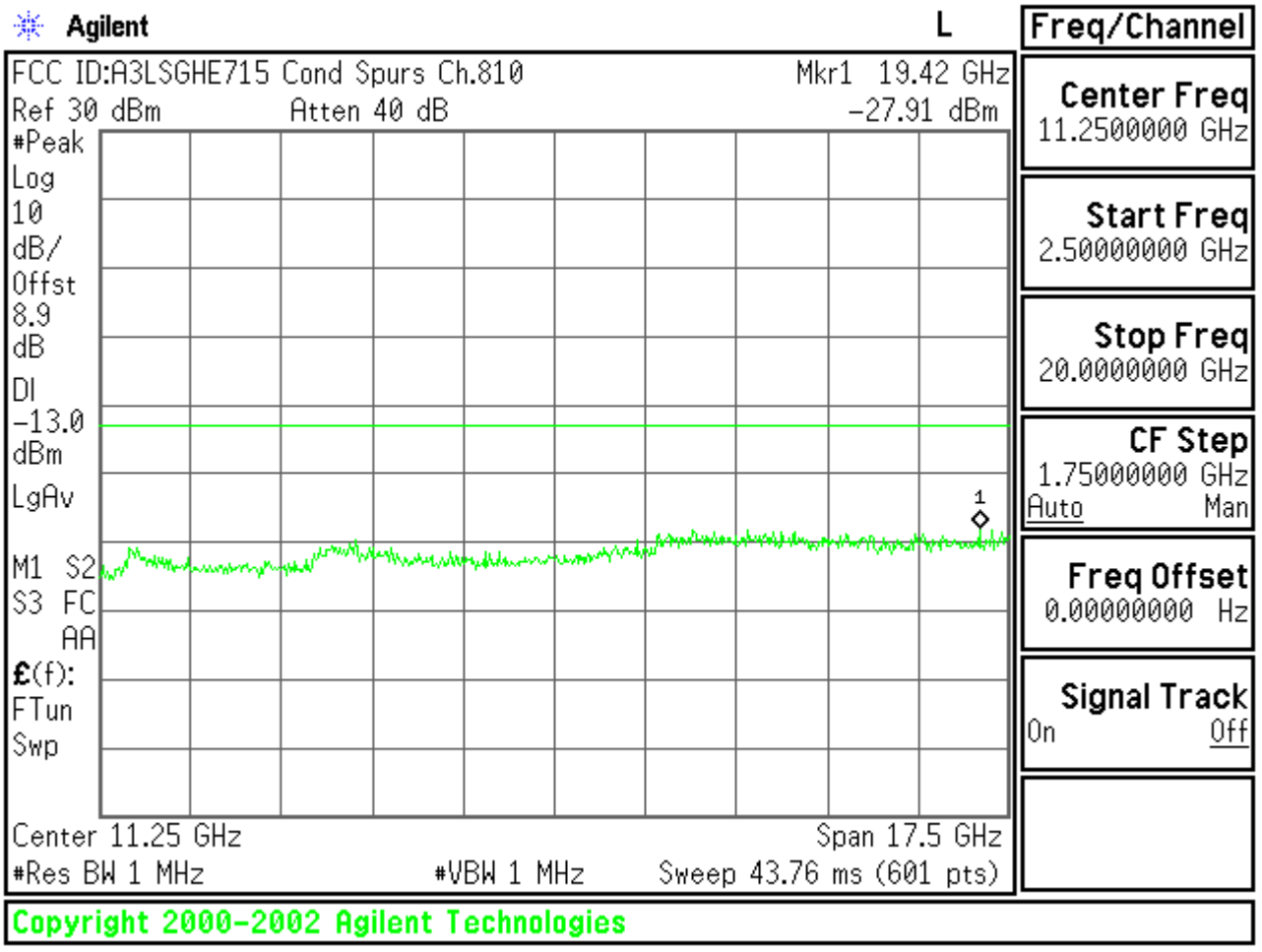
Agilent
L
Freq/Channel
FCC ID:A3LSGHE715 Cond Spurs Ch.810
Mkr1 19.42 GHz
Ref 30 dBm
Atten 40 dB
-27.91 dBm
#Peak
Log
10
dB/
Offst
8.9
dB
Dl
-13.0
dBm
LgAv
M1 S2
S3 FC
AA
£(f):
FTun
Swp
Center 11.25 GHz
Span 17.5 GHz
#Res BW 1 MHz
#VBW 1 MHz
Sweep 43.76 ms (601 pts)
Center Freq
11.2500000 GHz
Start Freq
2.50000000 GHz
Stop Freq
20.0000000 GHz
CF Step
1.75000000 GHz
Auto
Man
Freq Offset
0.00000000 Hz
Signal Track
On
Off
Copyright 2000-2002 Agilent Technologies

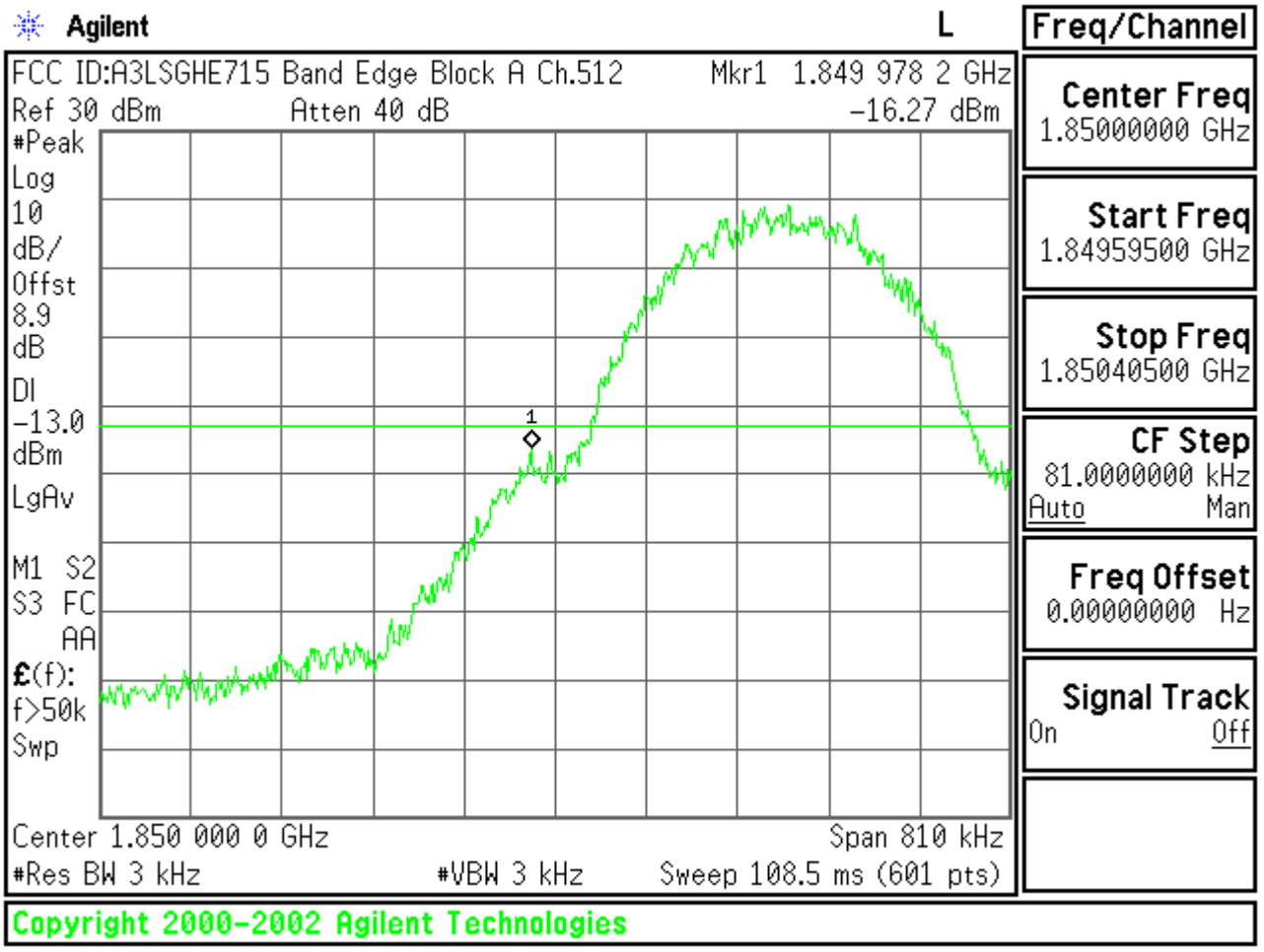
Agilent
L
Freq/Channel
FCC ID:A3LSGHE715 Band Edge Block A Ch.512
Mkr1 1.849 978 2 GHz
Ref 30 dBm
Atten 40 dB
-16.27 dBm
#Peak
Log
10
dB/
Offst
8.9
dB
Dl
-13.0
dBm
LgAv
M1 S2
S3 FC
AA
£(f):
f>50k
Swp
Center 1.850 000 0 GHz
Span 810 kHz
#Res BW 3 kHz
#VBW 3 kHz
Sweep 108.5 ms (601 pts)
Center Freq
1.85000000 GHz
Start Freq
1.84959500 GHz
Stop Freq
1.85040500 GHz
CF Step
81.0000000 kHz
Auto
Man
Freq Offset
0.00000000 Hz
Signal Track
On
Off
Copyright 2000-2002 Agilent Technologies

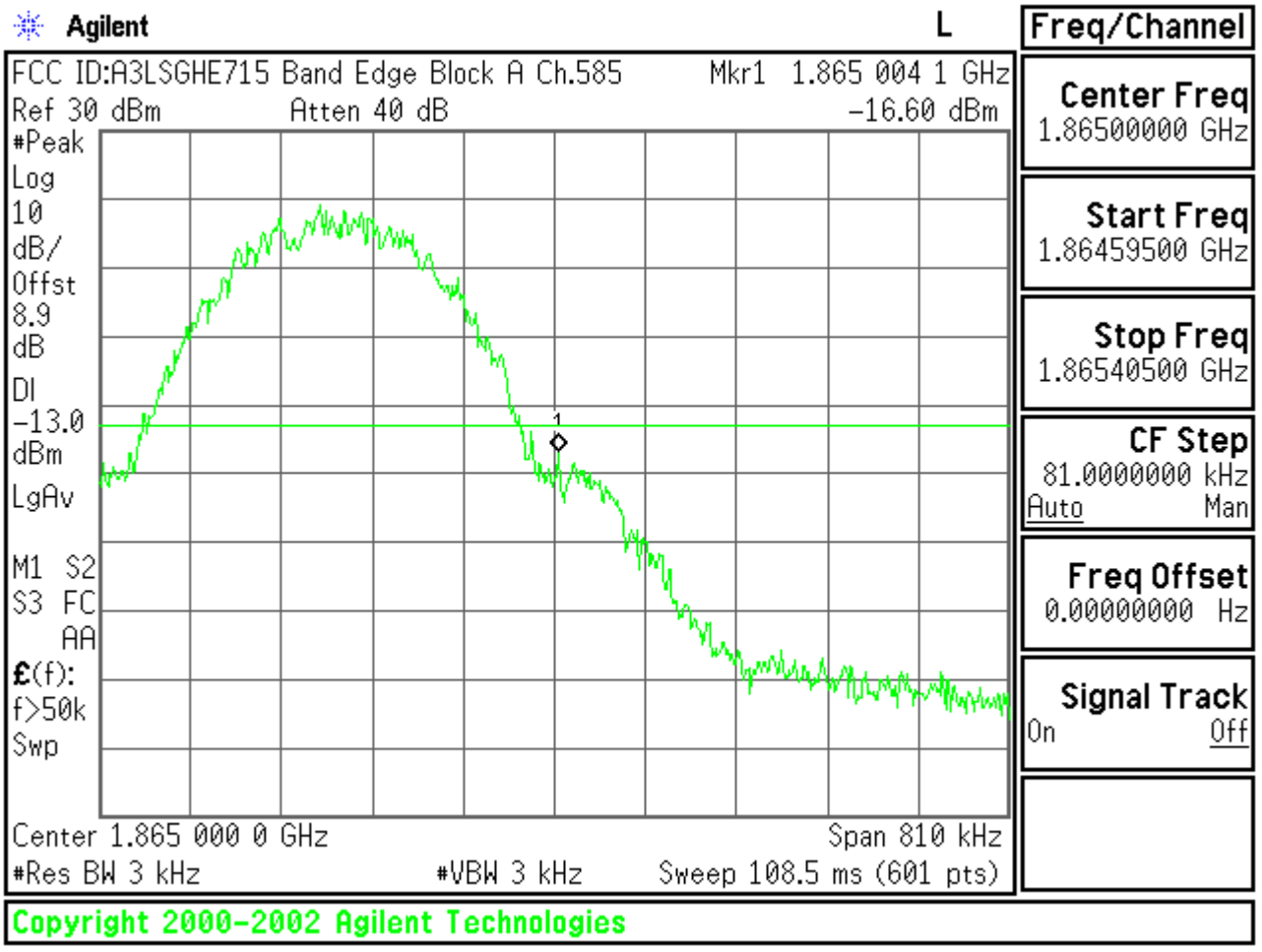
Agilent
L
Freq/Channel
FCC ID:A3LSGHE715 Band Edge Block A Ch.585
Mkr1 1.865 004 1 GHz
Ref 30 dBm
Atten 40 dB
-16.60 dBm
#Peak
Log
10
dB/
Offst
8.9
dB
Dl
-13.0
dBm
LgAv
M1 S2
S3 FC
AA
£(f):
f>50k
Swp
Center 1.865 000 0 GHz
Span 810 kHz
#Res BW 3 kHz
#VBW 3 kHz
Sweep 108.5 ms (601 pts)
Center Freq
1.86500000 GHz
Start Freq
1.86459500 GHz
Stop Freq
1.86540500 GHz
CF Step
81.0000000 kHz
Auto
Man
Freq Offset
0.00000000 Hz
Signal Track
On
Off
Copyright 2000-2002 Agilent Technologies

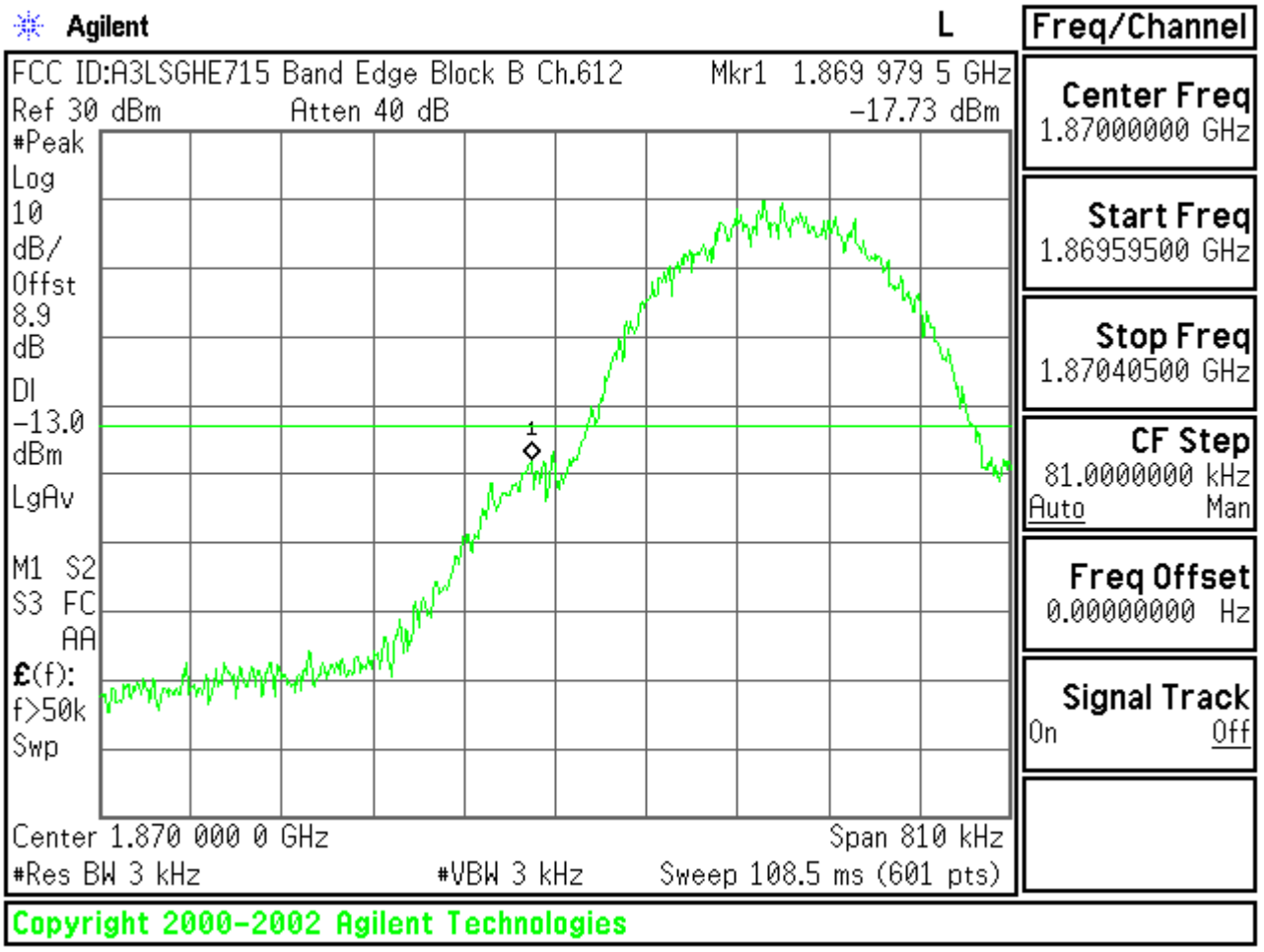
Agilent
L
Freq/Channel
FCC ID:A3LSGHE715 Band Edge Block B Ch.612
Mkr1 1.869 979 5 GHz
Ref 30 dBm
Atten 40 dB
-17.73 dBm
#Peak
Log
10
dB/
Offst
8.9
dB
Dl
-13.0
dBm
LgAv
M1 S2
S3 FC
AA
£(f):
f>50k
Swp
Center 1.870 000 0 GHz
Span 810 kHz
#Res BW 3 kHz
#VBW 3 kHz
Sweep 108.5 ms (601 pts)
Center Freq
1.87000000 GHz
Start Freq
1.86959500 GHz
Stop Freq
1.87040500 GHz
CF Step
81.0000000 kHz
Auto
Man
Freq Offset
0.00000000 Hz
Signal Track
On
Off
Copyright 2000-2002 Agilent Technologies

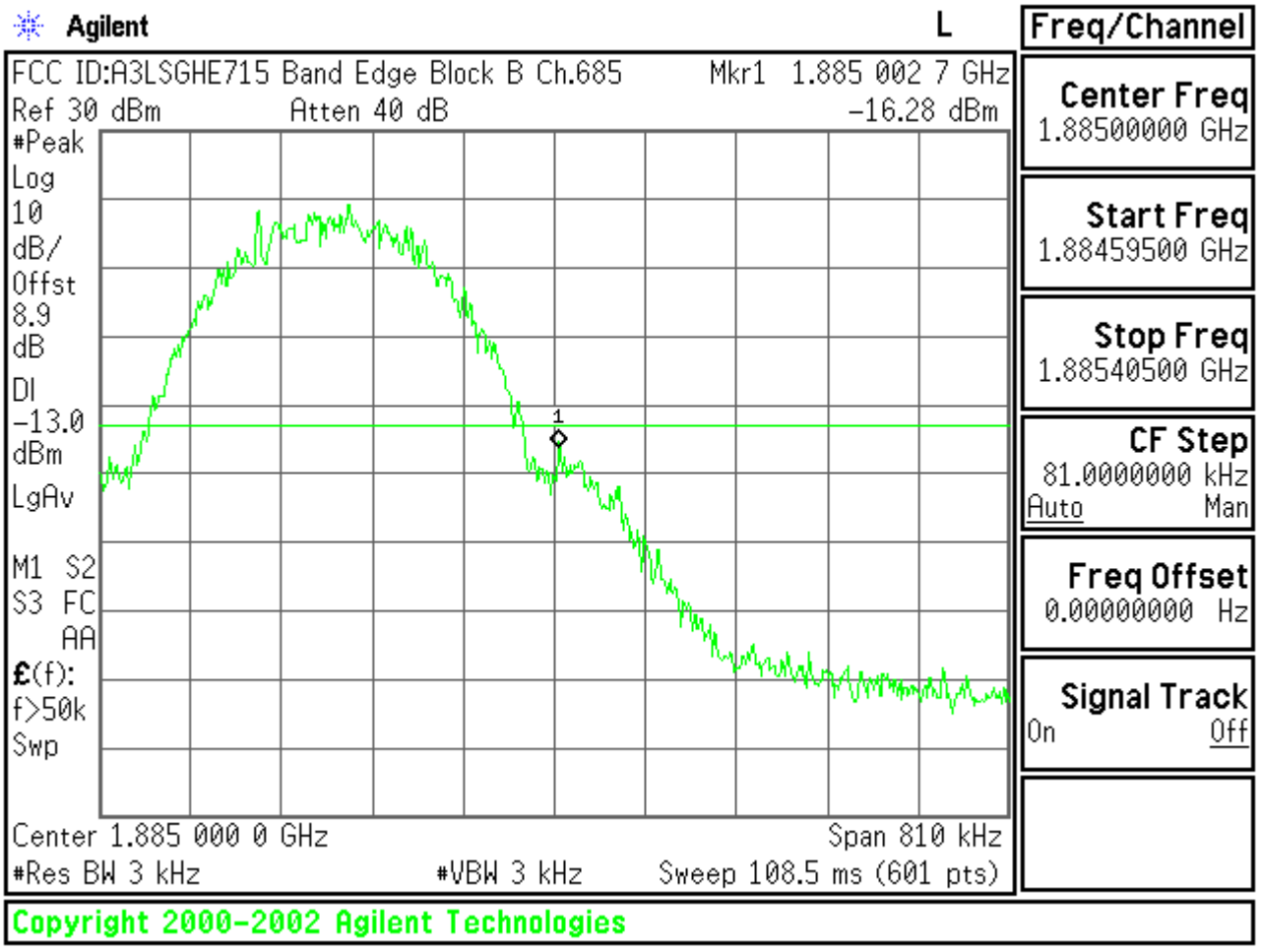
Agilent
L
Freq/Channel
FCC ID:A3LSGHE715 Band Edge Block B Ch.685
Mkr1 1.885 002 7 GHz
Ref 30 dBm
Atten 40 dB
-16.28 dBm
#Peak
Log
10
dB/
Offst
8.9
dB
Dl
-13.0
dBm
LgAv
M1 S2
S3 FC
AA
£(f):
f>50k
Swp
Center 1.885 000 0 GHz
Span 810 kHz
#Res BW 3 kHz
#VBW 3 kHz
Sweep 108.5 ms (601 pts)
Center Freq
1.88500000 GHz
Start Freq
1.88459500 GHz
Stop Freq
1.88540500 GHz
CF Step
81.0000000 kHz
Auto
Man
Freq Offset
0.00000000 Hz
Signal Track
On
Off
Copyright 2000-2002 Agilent Technologies

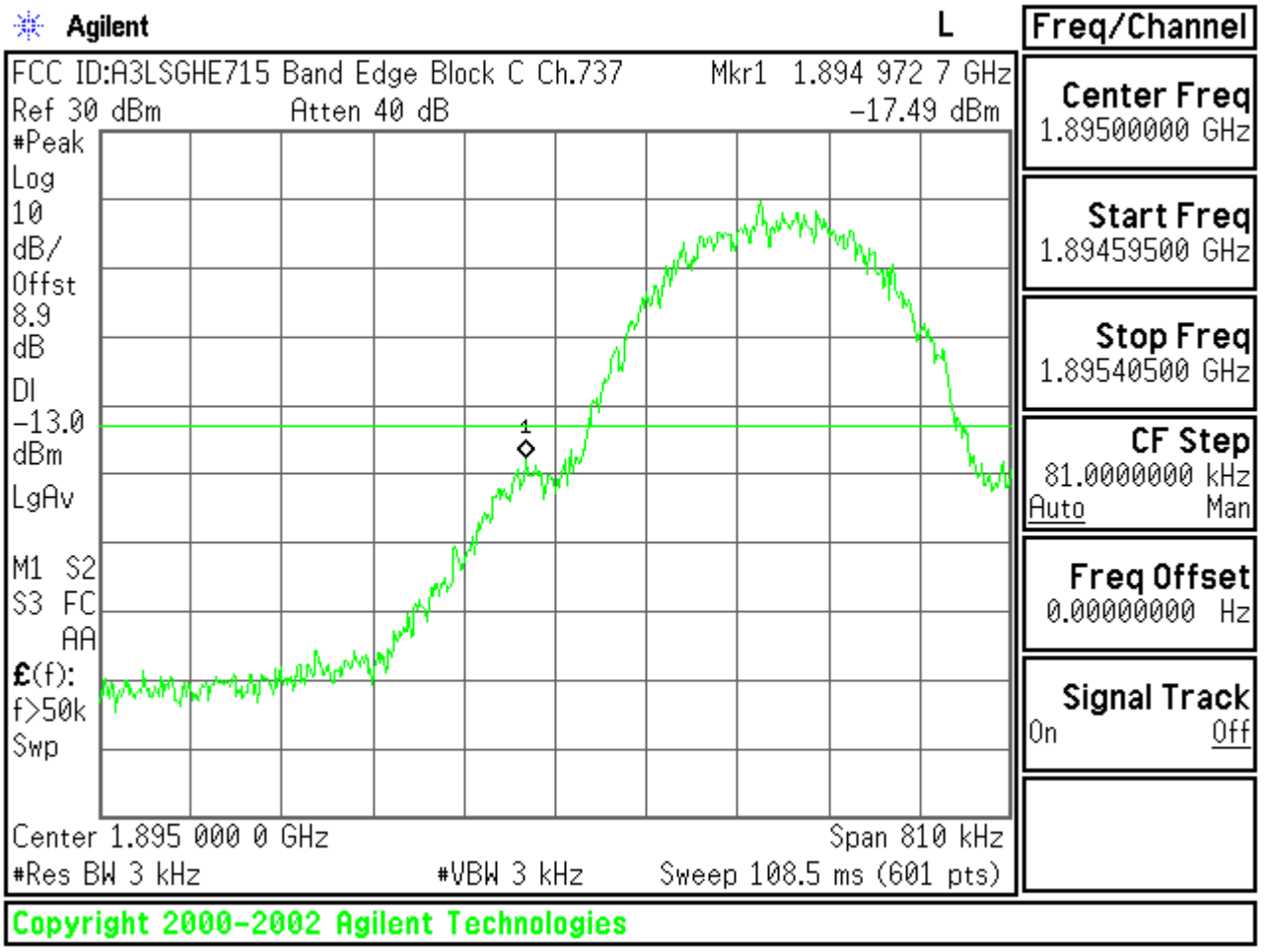
Agilent
L
Freq/Channel
FCC ID:A3LSGHE715 Band Edge Block C Ch.737
Mkr1 1.894 972 7 GHz
Ref 30 dBm
Atten 40 dB
-17.49 dBm
#Peak
Log
10
dB/
Offst
8.9
dB
Dl
-13.0
dBm
LgAv
M1 S2
S3 FC
AA
£(f):
f>50k
Swp
Center 1.895 000 0 GHz
Span 810 kHz
#Res BW 3 kHz
#VBW 3 kHz
Sweep 108.5 ms (601 pts)
Center Freq
1.89500000 GHz
Start Freq
1.89459500 GHz
Stop Freq
1.89540500 GHz
CF Step
81.0000000 kHz
Auto
Man
Freq Offset
0.00000000 Hz
Signal Track
On
Off
Copyright 2000-2002 Agilent Technologies

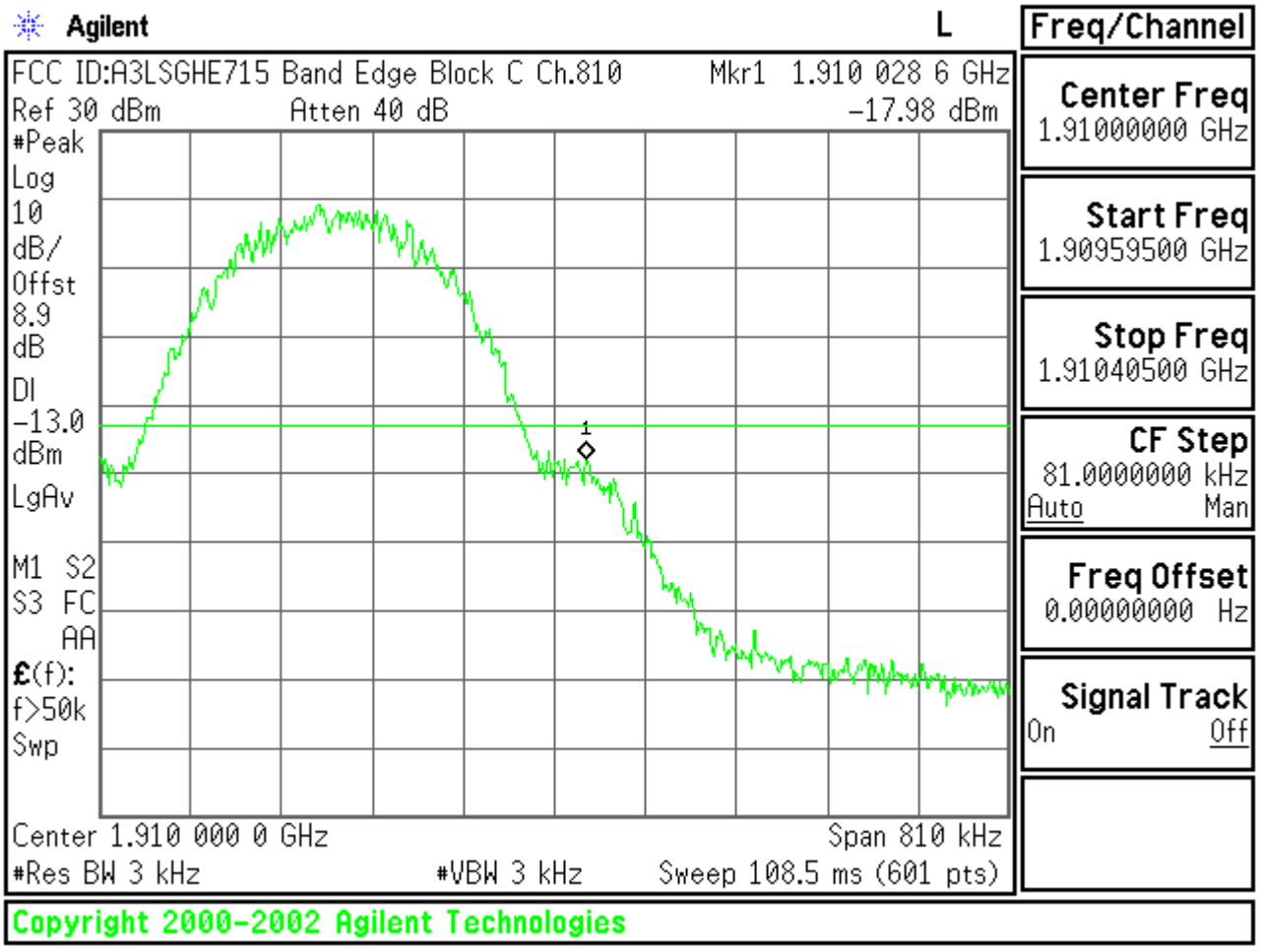
Agilent
L
Freq/Channel
FCC ID:A3LSGHE715 Band Edge Block C Ch.810
Mkr1 1.910 028 6 GHz
Ref 30 dBm
Atten 40 dB
-17.98 dBm
#Peak
Log
10
dB/
Offst
8.9
dB
Dl
-13.0
dBm
LgAv
M1 S2
S3 FC
AA
£(f):
f>50k
Swp
Center 1.910 000 0 GHz
Span 810 kHz
#Res BW 3 kHz
#VBW 3 kHz
Sweep 108.5 ms (601 pts)
Center Freq
1.91000000 GHz
Start Freq
1.90959500 GHz
Stop Freq
1.91040500 GHz
CF Step
81.0000000 kHz
Auto
Man
Freq Offset
0.00000000 Hz
Signal Track
On
Off
Copyright 2000-2002 Agilent Technologies

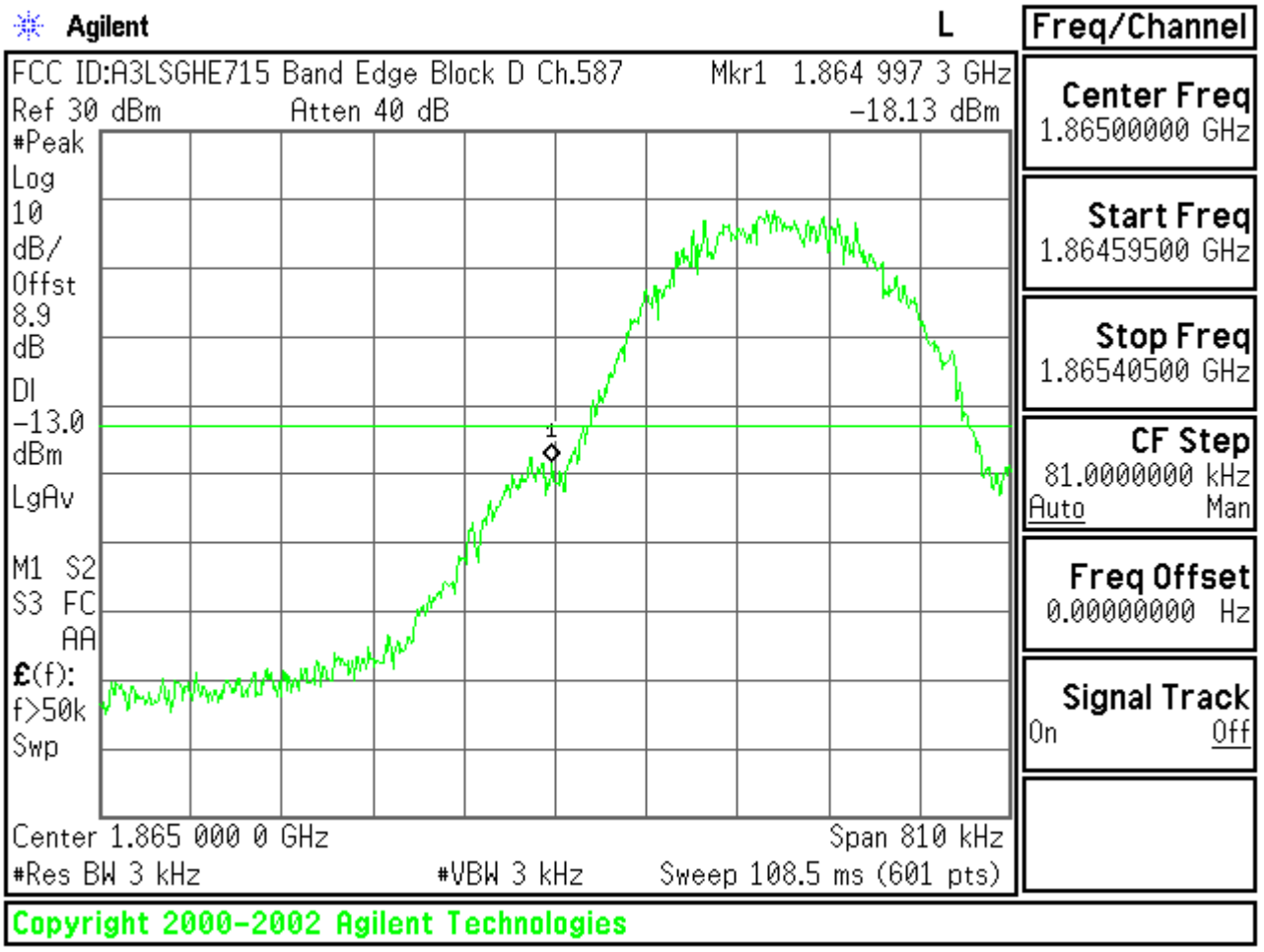
Agilent
L
Freq/Channel
FCC ID:A3LSGHE715 Band Edge Block D Ch.587
Mkr1 1.864 997 3 GHz
Ref 30 dBm
Atten 40 dB
-18.13 dBm
#Peak
Log
10
dB/
Offst
8.9
dB
Dl
-13.0
dBm
LgAv
M1 S2
S3 FC
AA
£(f):
f>50k
Swp
Center 1.865 000 0 GHz
Span 810 kHz
#Res BW 3 kHz
#VBW 3 kHz
Sweep 108.5 ms (601 pts)
Center Freq
1.86500000 GHz
Start Freq
1.86459500 GHz
Stop Freq
1.86540500 GHz
CF Step
81.0000000 kHz
Auto
Man
Freq Offset
0.00000000 Hz
Signal Track
On
Off
Copyright 2000-2002 Agilent Technologies

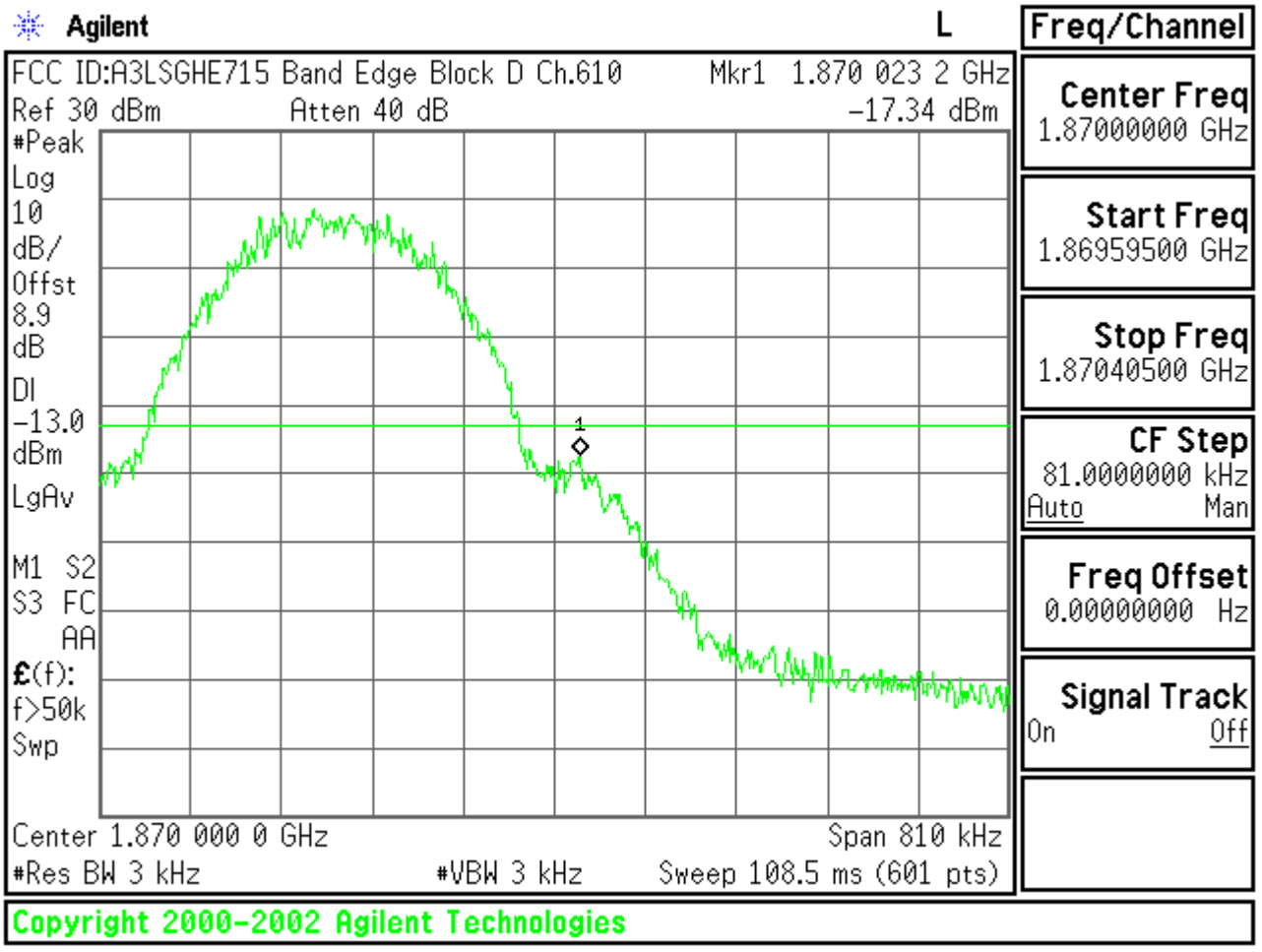
Agilent
L
Freq/Channel
FCC ID:A3LSGHE715 Band Edge Block D Ch.610
Mkr1 1.870 023 2 GHz
Ref 30 dBm
Atten 40 dB
-17.34 dBm
#Peak
Log
10
dB/
Offst
8.9
dB
Dl
-13.0
dBm
LgAv
M1 S2
S3 FC
AA
£(f):
f>50k
Swp
Center 1.870 000 0 GHz
Span 810 kHz
#Res BW 3 kHz
#VBW 3 kHz
Sweep 108.5 ms (601 pts)
Center Freq
1.87000000 GHz
Start Freq
1.86959500 GHz
Stop Freq
1.87040500 GHz
CF Step
81.0000000 kHz
Auto
Man
Freq Offset
0.00000000 Hz
Signal Track
On
Off
Copyright 2000-2002 Agilent Technologies

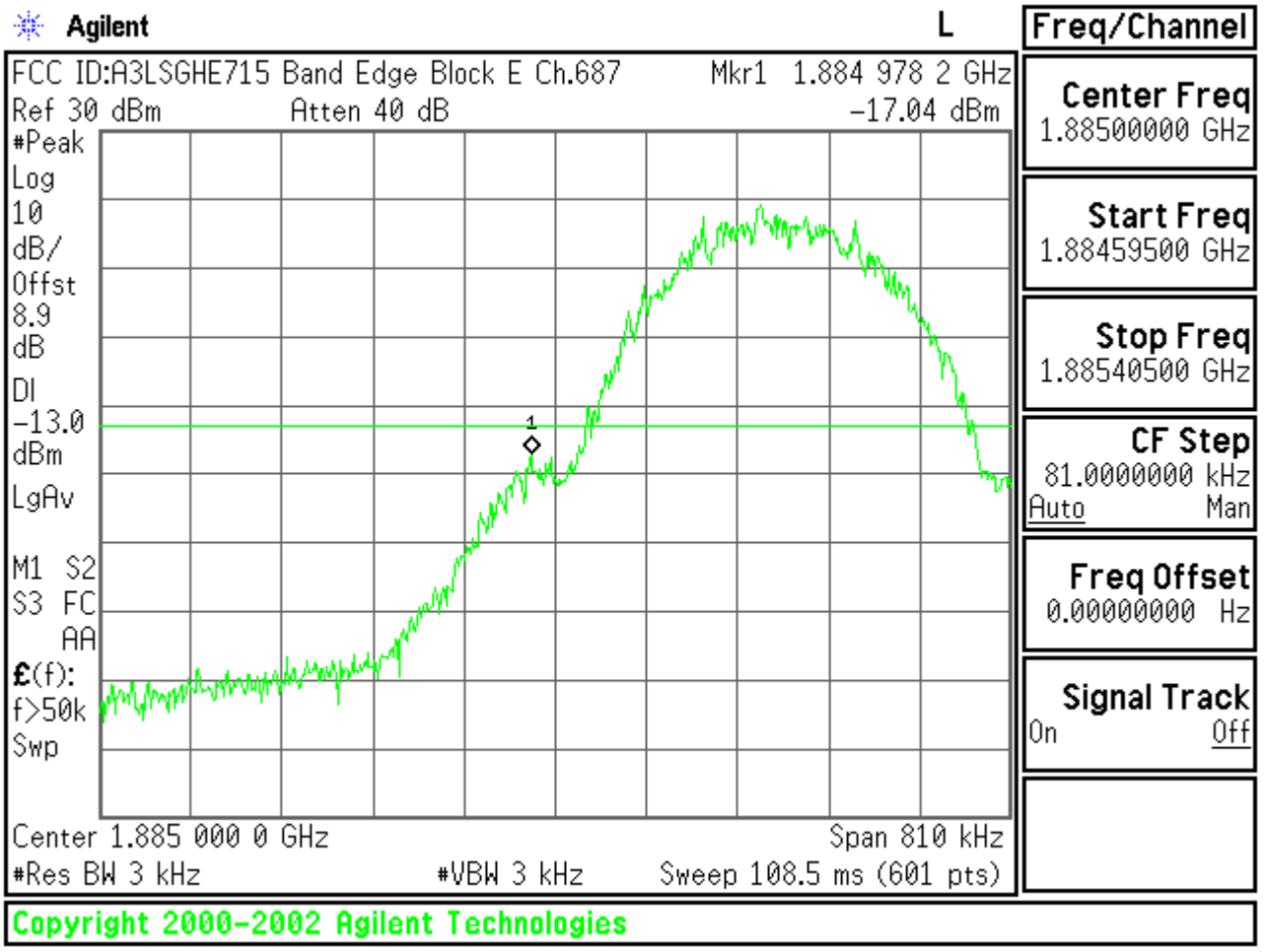
Agilent
L
Freq/Channel
FCC ID:A3LSGHE715 Band Edge Block E Ch.687
Mkr1 1.884 978 2 GHz
Ref 30 dBm
Atten 40 dB
-17.04 dBm
#Peak
Log
10
dB/
Offst
8.9
dB
Dl
-13.0
dBm
LgAv
M1 S2
S3 FC
AA
£(f):
f>50k
Swp
Center 1.885 000 0 GHz
Span 810 kHz
#Res BW 3 kHz
#VBW 3 kHz
Sweep 108.5 ms (601 pts)
Center Freq
1.88500000 GHz
Start Freq
1.88459500 GHz
Stop Freq
1.88540500 GHz
CF Step
81.0000000 kHz
Auto
Man
Freq Offset
0.00000000 Hz
Signal Track
On
Off
Copyright 2000-2002 Agilent Technologies

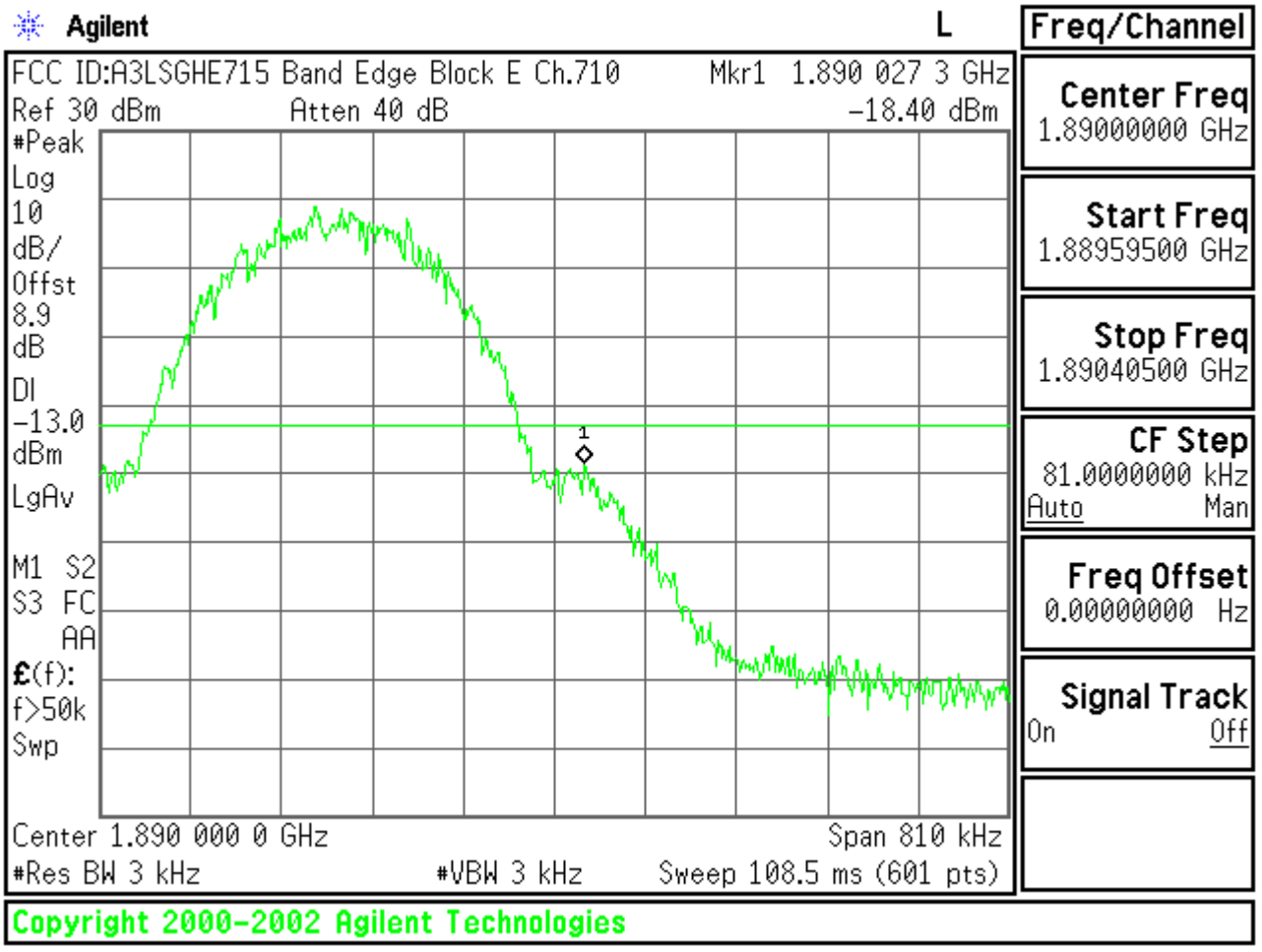
Agilent
L
Freq/Channel
FCC ID:A3LSGHE715 Band Edge Block E Ch.710
Mkr1 1.890 027 3 GHz
Ref 30 dBm
Atten 40 dB
-18.40 dBm
#Peak
Log
10
dB/
Offst
8.9
dB
Dl
-13.0
dBm
LgAv
M1 S2
S3 FC
AA
£(f):
f>50k
Swp
Center 1.890 000 0 GHz
Span 810 kHz
#Res BW 3 kHz
#VBW 3 kHz
Sweep 108.5 ms (601 pts)
Center Freq
1.89000000 GHz
Start Freq
1.88959500 GHz
Stop Freq
1.89040500 GHz
CF Step
81.0000000 kHz
Auto
Man
Freq Offset
0.00000000 Hz
Signal Track
On
Off
Copyright 2000-2002 Agilent Technologies

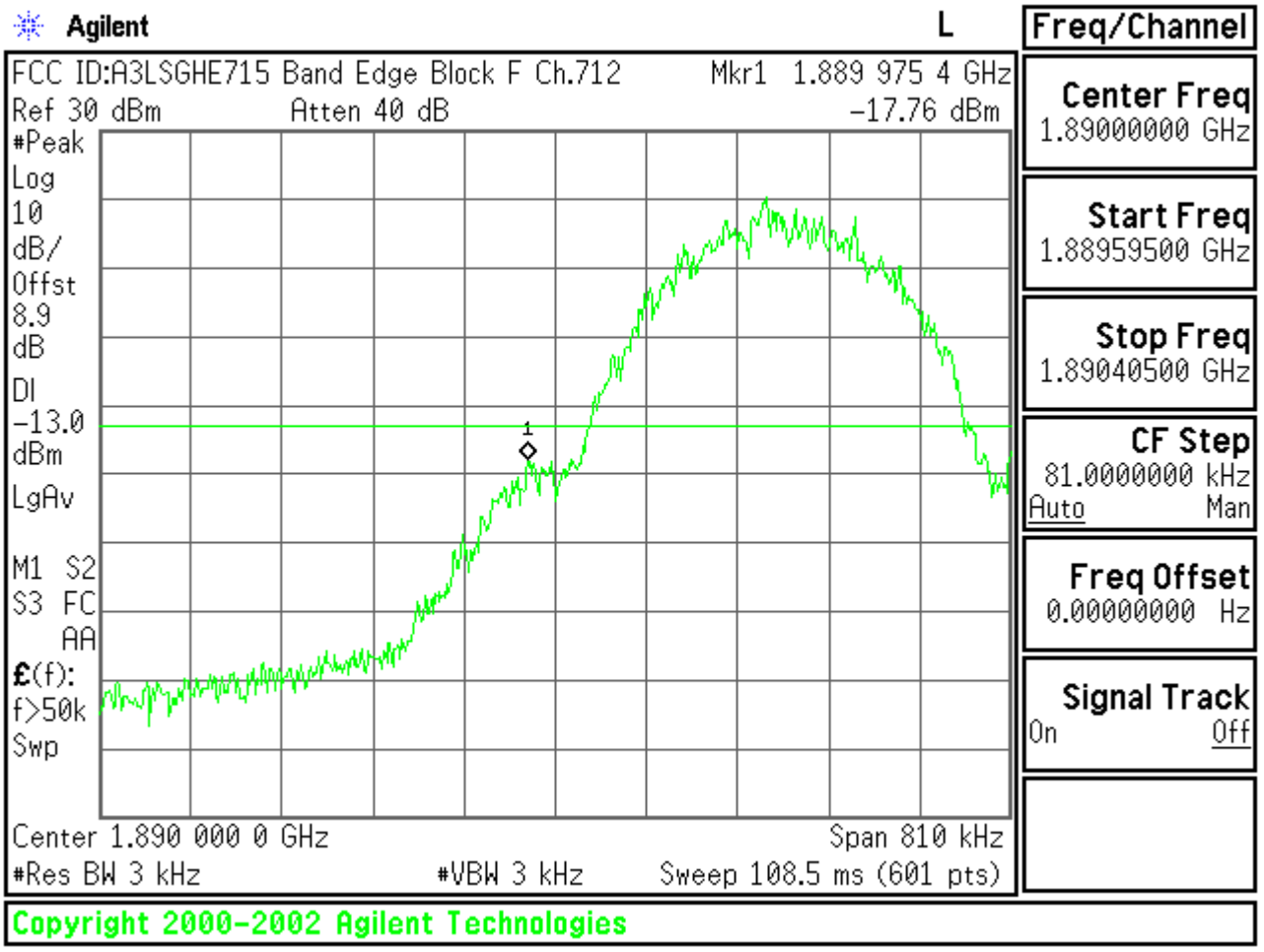
Agilent
L
Freq/Channel
FCC ID:A3LSGHE715 Band Edge Block F Ch.712
Mkr1 1.889 975 4 GHz
Ref 30 dBm
Atten 40 dB
-17.76 dBm
#Peak
Log
10
dB/
Offst
8.9
dB
Dl
-13.0
dBm
LgAv
M1 S2
S3 FC
AA
£(f):
f>50k
Swp
Center 1.890 000 0 GHz
Span 810 kHz
#Res BW 3 kHz
#VBW 3 kHz
Sweep 108.5 ms (601 pts)
Center Freq
1.89000000 GHz
Start Freq
1.88959500 GHz
Stop Freq
1.89040500 GHz
CF Step
81.0000000 kHz
Auto
Man
Freq Offset
0.00000000 Hz
Signal Track
On
Off
Copyright 2000-2002 Agilent Technologies

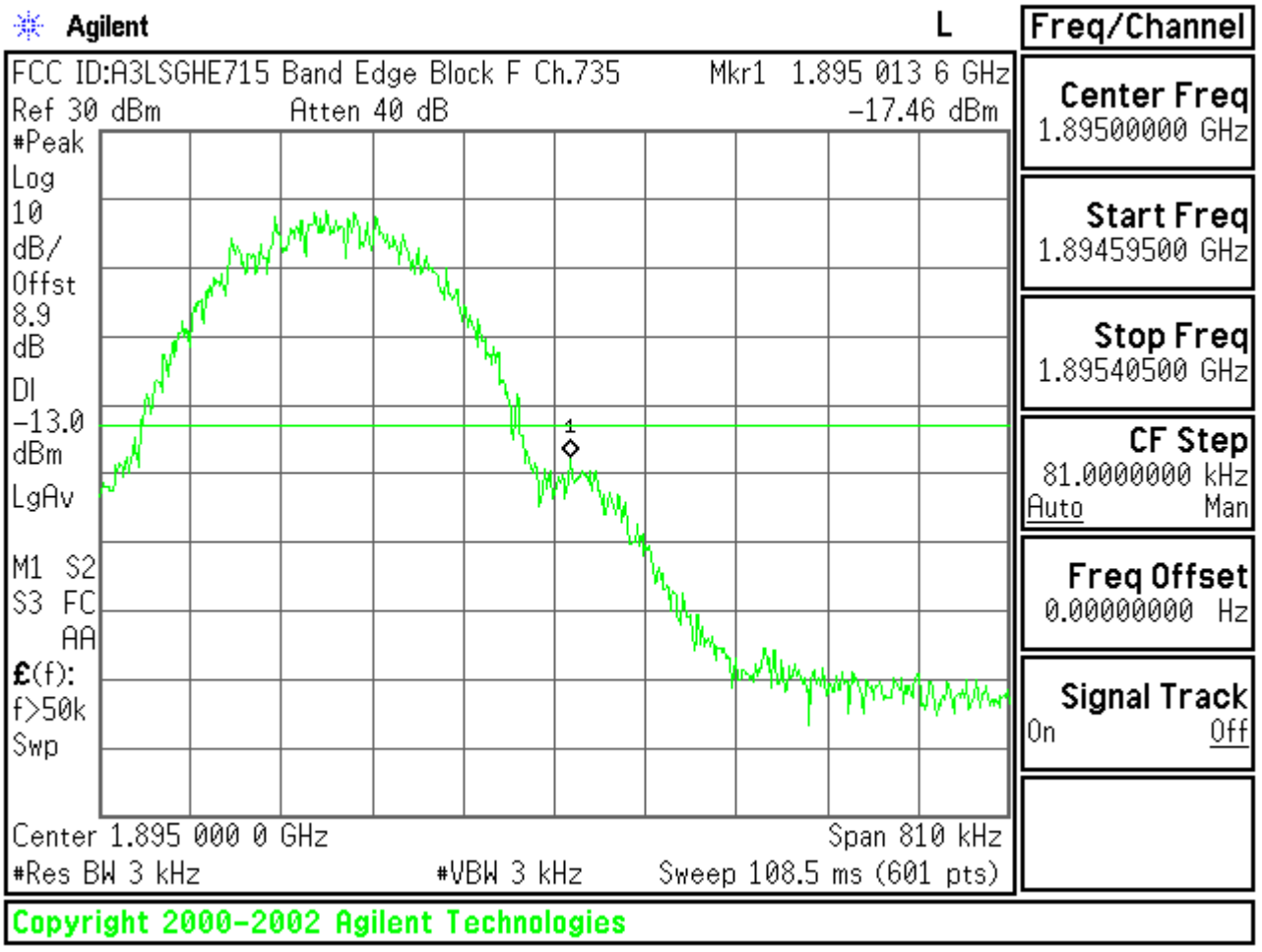
Agilent
L
Freq/Channel
FCC ID:A3LSGHE715 Band Edge Block F Ch.735
Mkr1 1.895 013 6 GHz
Ref 30 dBm
Atten 40 dB
-17.46 dBm
#Peak
Log
10
dB/
Offst
8.9
dB
Dl
-13.0
dBm
LgAv
M1 S2
S3 FC
AA
£(f):
f>50k
Swp
Center 1.895 000 0 GHz
Span 810 kHz
#Res BW 3 kHz
#VBW 3 kHz
Sweep 108.5 ms (601 pts)
Center Freq
1.89500000 GHz
Start Freq
1.89459500 GHz
Stop Freq
1.89540500 GHz
CF Step
81.0000000 kHz
Auto
Man
Freq Offset
0.00000000 Hz
Signal Track
On
Off
Copyright 2000-2002 Agilent Technologies