SAMSUNG FCC ID : A3LSGHE736 -- 835MHz GSM850 Head SAR

DUT: SGH-E736; Serial: FC-133-A
Program Name: SGH-E736 GSM850 Right (Job No. : FC-133)
Procedure Name: Cheek/Touch, Ch.251, Ant.Intenna, Bat.Standard
Procedure Notes: Meas.Tissue Temp(celsius)-22.0; Test Date-26/Sep/2005 [OET Bulletin 65-Supplement C, July 2001]

Communication System: GSM850; Frequency: 848.8 MHz;Duty Cycle: 1:8.3
Medium parameters used: f = 848.8 MHz; σ = 0.88 mho/m; ε_r = 40.4; ρ = 1000 kg/m^3
Phantom section: Right Section

DASY4 Configuration:
- Probe: ES3DV3 - SN3080; ConvF(5.75, 5.75, 5.75); Calibrated: 2005-05-26
- Sensor-Surface: 4mm (Mechanical Surface Detection)
- Electronics: DAE4 Sn670; Calibrated: 2005-04-05
- Phantom: SAM 835/900 MHz; Type: SAM; Serial: TP-1141
- Measurement SW: DASY4, V4.5 Build 19; Postprocessing SW: SEMCAD, V1.8 Build 146

Cheek/Touch, Ch.251, Ant.Intenna, Bat.Standard/Area Scan (51x71x1): Measurement grid: dx=20mm, dy=20mm
Maximum value of SAR (interpolated) = 0.954 mW/g

Cheek/Touch, Ch.251, Ant.Intenna, Bat.Standard/Zoom Scan (5x5x7)/Cube 0:
Measurement grid: dx=8mm, dy=8mm, dz=5mm
Reference Value = 9.77 V/m; Power Drift = -0.017 dB
Peak SAR (extrapolated) = 1.32 W/kg
SAR(1 g) = 0.884 mW/g

Maximum value of SAR (measured) = 0.948 mW/g



0 dB = 0.948mW/g

SAMSUNG FCC ID : A3LSGHE736 -- 835MHz GSM850 Head SAR

DUT: SGH-E736; Serial: FC-133-A
Program Name: SGH-E736 GSM850 Right (Job No. : FC-133)
Procedure Name: Ear/Tilt, Ch.190, Ant.Intenna, Bat.Standard
Procedure Notes: Meas.Tissue Temp(celsius)-22.0; Test Date-26/Sep/2005 [OET Bulletin 65-Supplement C, July 2001]

Communication System: GSM850; Frequency: 836.6 MHz;Duty Cycle: 1:8.3
Medium parameters used: f = 836.6 MHz; σ = 0.88 mho/m; ε_r = 40.4; ρ = 1000 kg/m^3
Phantom section: Right Section

DASY4 Configuration:
- Probe: ES3DV3 - SN3080; ConvF(5.75, 5.75, 5.75); Calibrated: 2005-05-26
- Sensor-Surface: 4mm (Mechanical Surface Detection)
- Electronics: DAE4 Sn670; Calibrated: 2005-04-05
- Phantom: SAM 835/900 MHz; Type: SAM; Serial: TP-1141
- Measurement SW: DASY4, V4.5 Build 19; Postprocessing SW: SEMCAD, V1.8 Build 146

Ear/Tilt, Ch.190, Ant.Intenna, Bat.Standard/Area Scan (51x71x1): Measurement grid: dx=20mm, dy=20mm
Maximum value of SAR (interpolated) = 0.262 mW/g

Ear/Tilt, Ch.190, Ant.Intenna, Bat.Standard/Zoom Scan (5x5x7)/Cube 0: Measurement grid: dx=8mm, dy=8mm, dz=5mm
Reference Value = 11.7 V/m; Power Drift = -0.020 dB
Peak SAR (extrapolated) = 0.317 W/kg
SAR(1 g) = 0.246 mW/g
Maximum value of SAR (measured) = 0.256 mW/g

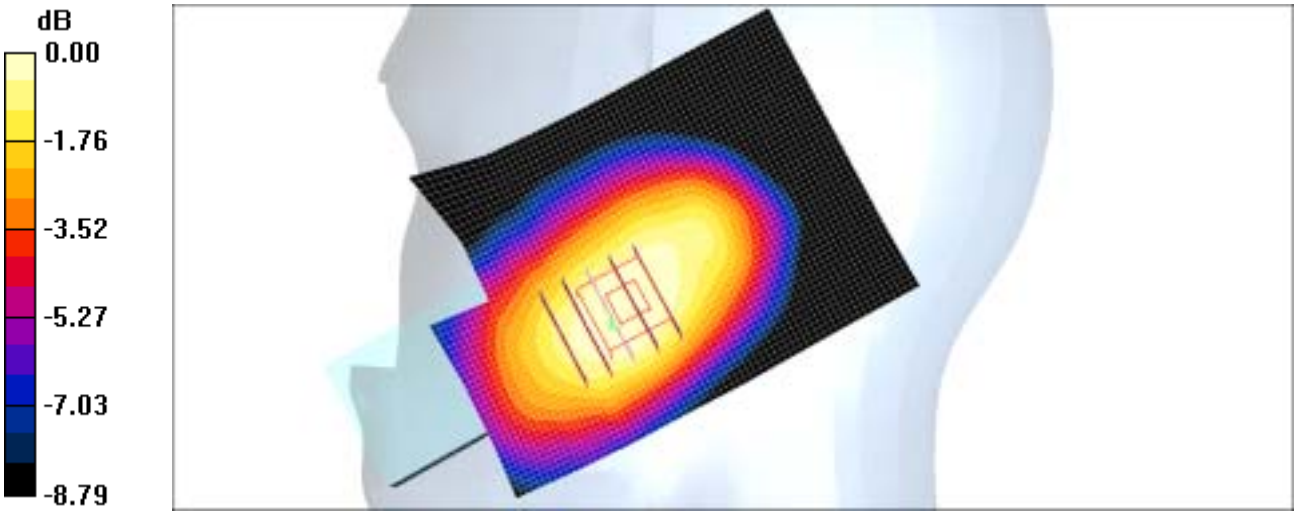

0 dB = 0.256mW/g

SAMSUNG FCC ID : A3LSGHE736 -- 835MHz GSM850 Head SAR

DUT: SGH-E736; Serial: FC-133-A
Program Name: SGH-E736 GSM850 Left (Job No. : FC-133)
Procedure Name: Cheek/Touch, Ch.251, Ant.Intenna, Bat.Standard
Procedure Notes: Meas.Tissue Temp(celsius)-22.0; Test Date-26/Sep/2005 [OET Bulletin 65-Supplement C, July 2001]

Communication System: GSM850; Frequency: 848.8 MHz;Duty Cycle: 1:8.3
Medium parameters used: f = 848.8 MHz; σ = 0.88 mho/m; ε_r = 40.4; ρ = 1000 kg/m^3
Phantom section: Left Section

DASY4 Configuration:
- Probe: ES3DV3 - SN3080; ConvF(5.75, 5.75, 5.75); Calibrated: 2005-05-26
- Sensor-Surface: 4mm (Mechanical Surface Detection)
- Electronics: DAE4 Sn670; Calibrated: 2005-04-05
- Phantom: SAM 835/900 MHz; Type: SAM; Serial: TP-1141
- Measurement SW: DASY4, V4.5 Build 19; Postprocessing SW: SEMCAD, V1.8 Build 146

Cheek/Touch, Ch.251, Ant.Intenna, Bat.Standard/Area Scan (51x71x1): Measurement grid: dx=20mm, dy=20mm
Maximum value of SAR (interpolated) = 0.866 mW/g

Cheek/Touch, Ch.251, Ant.Intenna, Bat.Standard/Zoom Scan (5x5x7)/Cube 0:
Measurement grid: dx=8mm, dy=8mm, dz=5mm
Reference Value = 10.7 V/m; Power Drift = -0.109 dB
Peak SAR (extrapolated) = 1.15 W/kg
SAR(1 g) = 0.790 mW/g

Maximum value of SAR (measured) = 0.846 mW/g



0 dB = 0.846mW/g

SAMSUNG FCC ID : A3LSGHE736 -- 835MHz GSM850 Head SAR

DUT: SGH-E736; Serial: FC-133-A
Program Name: SGH-E736 GSM850 Left (Job No. : FC-133)
Procedure Name: Ear/Tilt, Ch.190, Ant.Intenna, Bat.Standard
Procedure Notes: Meas.Tissue Temp(celsius)-22.0; Test Date-26/Sep/2005 [OET Bulletin 65-Supplement C, July 2001]

Communication System: GSM850; Frequency: 836.6 MHz;Duty Cycle: 1:8.3
Medium parameters used: f = 836.6 MHz; σ = 0.88 mho/m; ε_r = 40.4; ρ = 1000 kg/m^3
Phantom section: Left Section

DASY4 Configuration:
- Probe: ES3DV3 - SN3080; ConvF(5.75, 5.75, 5.75); Calibrated: 2005-05-26
- Sensor-Surface: 4mm (Mechanical Surface Detection)
- Electronics: DAE4 Sn670; Calibrated: 2005-04-05
- Phantom: SAM 835/900 MHz; Type: SAM; Serial: TP-1141
- Measurement SW: DASY4, V4.5 Build 19; Postprocessing SW: SEMCAD, V1.8 Build 146

Ear/Tilt, Ch.190, Ant.Intenna, Bat.Standard/Area Scan (51x71x1): Measurement grid: dx=20mm, dy=20mm
Maximum value of SAR (interpolated) = 0.254 mW/g

Ear/Tilt, Ch.190, Ant.Intenna, Bat.Standard/Zoom Scan (5x5x7)/Cube 0: Measurement grid: dx=8mm, dy=8mm, dz=5mm
Reference Value = 12.5 V/m; Power Drift = -0.00 dB
Peak SAR (extrapolated) = 0.309 W/kg
SAR(1 g) = 0.240 mW/g
Maximum value of SAR (measured) = 0.250 mW/g



0 dB = 0.250mW/g

SAMSUNG FCC ID : A3LSGHE736 -- 835MHz GSM850 Head SAR

DUT: SGH-E736; Serial: FC-133-A
Program Name: SGH-E736 GSM850 Right (Job No. : FC-133)
Procedure Name: Cheek/Touch, Ch.251, Ant.Intenna, Bat.Standard With BT ON
Procedure Notes: Meas.Tissue Temp(celsius)-22.0; Test Date-26/Sep/2005 [OET Bulletin 65-Supplement C, July 2001]

Communication System: GSM850; Frequency: 848.8 MHz;Duty Cycle: 1:8.3
Medium parameters used: f = 848.8 MHz; σ = 0.88 mho/m; ε_r = 40.4; ρ = 1000 kg/m^3
Phantom section: Right Section

DASY4 Configuration:
- Probe: ES3DV3 - SN3080; ConvF(5.75, 5.75, 5.75); Calibrated: 2005-05-26
- Sensor-Surface: 4mm (Mechanical Surface Detection)
- Electronics: DAE4 Sn670; Calibrated: 2005-04-05
- Phantom: SAM 835/900 MHz; Type: SAM; Serial: TP-1141
- Measurement SW: DASY4, V4.5 Build 19; Postprocessing SW: SEMCAD, V1.8 Build 146

Cheek/Touch, Ch.251, Ant.Intenna, Bat.Standard With BT ON/Zoom Scan (5x5x7)/Cube 0:

Measurement grid: dx=8mm, dy=8mm, dz=5mm
Reference Value = 9.00 V/m; Power Drift = -0.133 dB
Peak SAR (extrapolated) = 1.32 W/kg
SAR(1 g) = 0.870 mW/g

Maximum value of SAR (measured) = 0.938 mW/g

Cheek/Touch, Ch.251, Ant.Intenna, Bat.Standard With BT ON/Area Scan (51x71x1):

Measurement grid: dx=20mm, dy=20mm
Maximum value of SAR (interpolated) = 0.940 mW/g

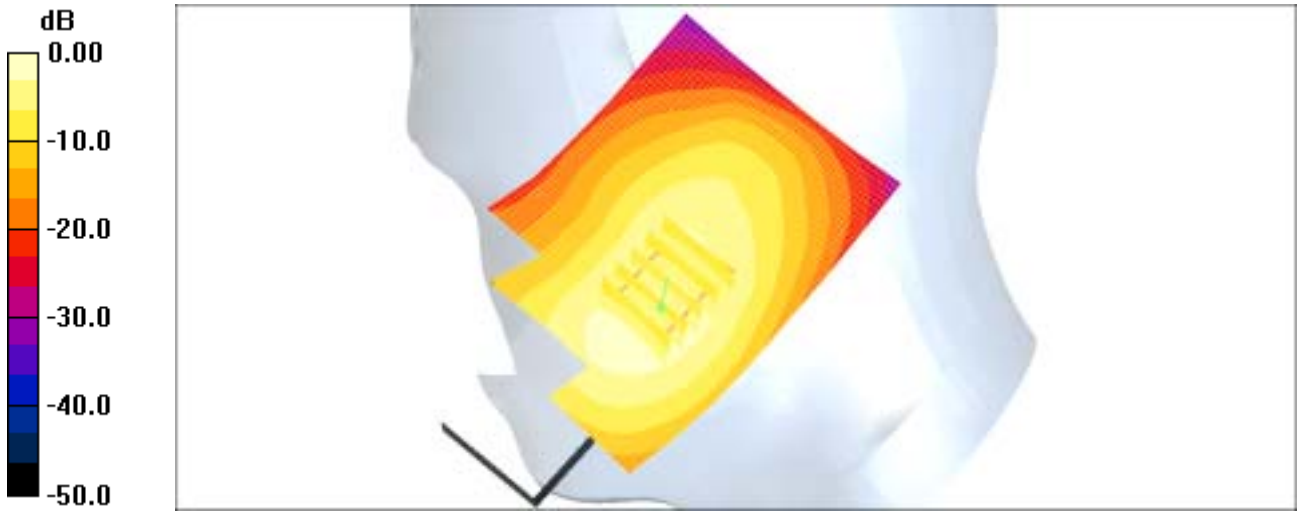

0 dB = 0.940mW/g

SAMSUNG FCC ID : A3LSGHE736 -- 1900MHz GSM1900 Head SAR

DUT: SGH-E736; Serial: FC-133-A
Program Name: SGH-E736 GSM1900 Right (Job No. : FC-133)
Procedure Name: Cheek/Touch, Ch.810, Ant.Intenna, Bat.Standard
Procedure Notes: Meas.Tissue Temp(celsius)-22.0; Test Date-26/Sep/2005 [OET Bulletin 65-Supplement C, July 2001]

Communication System: GSM 1900; Frequency: 1909.8 MHz;Duty Cycle: 1:8.3
Medium parameters used: f = 1909.8 MHz; σ = 1.37 mho/m; ε_r = 39.1; ρ = 1000 kg/m^3
Phantom section: Right Section

DASY4 Configuration:
- Probe: ES3DV3 - SN3080; ConvF(4.92, 4.92, 4.92); Calibrated: 2005-05-26
- Sensor-Surface: 4mm (Mechanical Surface Detection)
- Electronics: DAE4 Sn670; Calibrated: 2005-04-05
- Phantom: SAM 1800/1900 MHz; Type: SAM; Serial: TP-1143
- Measurement SW: DASY4, V4.5 Build 19; Postprocessing SW: SEMCAD, V1.8 Build 146

Cheek/Touch, Ch.810, Ant.Intenna, Bat.Standard/Area Scan (51x71x1): Measurement grid: dx=20mm, dy=20mm
Maximum value of SAR (interpolated) = 0.322 mW/g

Cheek/Touch, Ch.810, Ant.Intenna, Bat.Standard/Zoom Scan (5x5x7)/Cube 0:
Measurement grid: dx=8mm, dy=8mm, dz=5mm
Reference Value = 4.60 V/m; Power Drift = -0.052 dB
Peak SAR (extrapolated) = 0.448 W/kg
SAR(1 g) = 0.285 mW/g

Maximum value of SAR (measured) = 0.311 mW/g

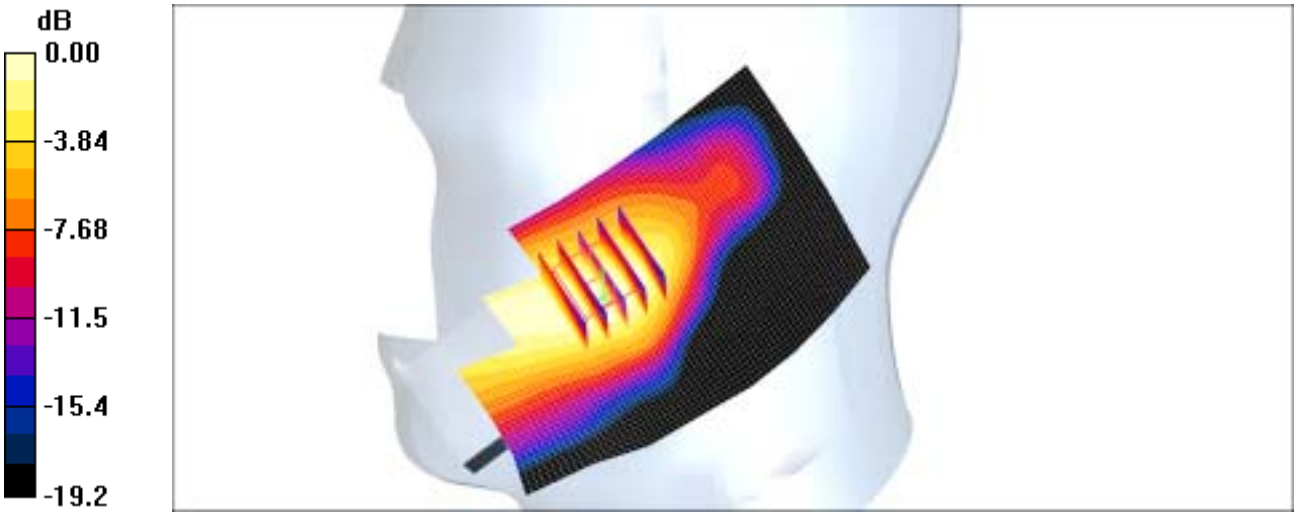

0 dB = 0.311mW/g

SAMSUNG FCC ID : A3LSGHE736 -- 1900MHz GSM1900 Head SAR

DUT: SGH-E736; Serial: FC-133-A
Program Name: SGH-E736 GSM1900 Right (Job No. : FC-133)
Procedure Name: Ear/Tilt, Ch.661, Ant.Intenna, Bat.Standard
Procedure Notes: Meas.Tissue Temp(celsius)-22.0; Test Date-26/Sep/2005 [OET Bulletin 65-Supplement C, July 2001]

Communication System: GSM 1900; Frequency: 1880 MHz;Duty Cycle: 1:8.3
Medium parameters used: f = 1880 MHz; σ = 1.37 mho/m; ε_r = 39.1; ρ = 1000 kg/m^3
Phantom section: Right Section

DASY4 Configuration:
- Probe: ES3DV3 - SN3080; ConvF(4.92, 4.92, 4.92); Calibrated: 2005-05-26
- Sensor-Surface: 4mm (Mechanical Surface Detection)
- Electronics: DAE4 Sn670; Calibrated: 2005-04-05
- Phantom: SAM 1800/1900 MHz; Type: SAM; Serial: TP-1143
- Measurement SW: DASY4, V4.5 Build 19; Postprocessing SW: SEMCAD, V1.8 Build 146

Ear/Tilt, Ch.661, Ant.Intenna, Bat.Standard/Zoom Scan (5x5x7)/Cube 0: Measurement grid: dx=8mm, dy=8mm, dz=5mm
Reference Value = 5.92 V/m; Power Drift = -0.187 dB
Peak SAR (extrapolated) = 0.078 W/kg
SAR(1 g) = 0.051 mW/g

Maximum value of SAR (measured) = 0.055 mW/g

Ear/Tilt, Ch.661, Ant.Intenna, Bat.Standard/Area Scan (51x71x1): Measurement grid: dx=20mm, dy=20mm
Maximum value of SAR (interpolated) = 0.063 mW/g

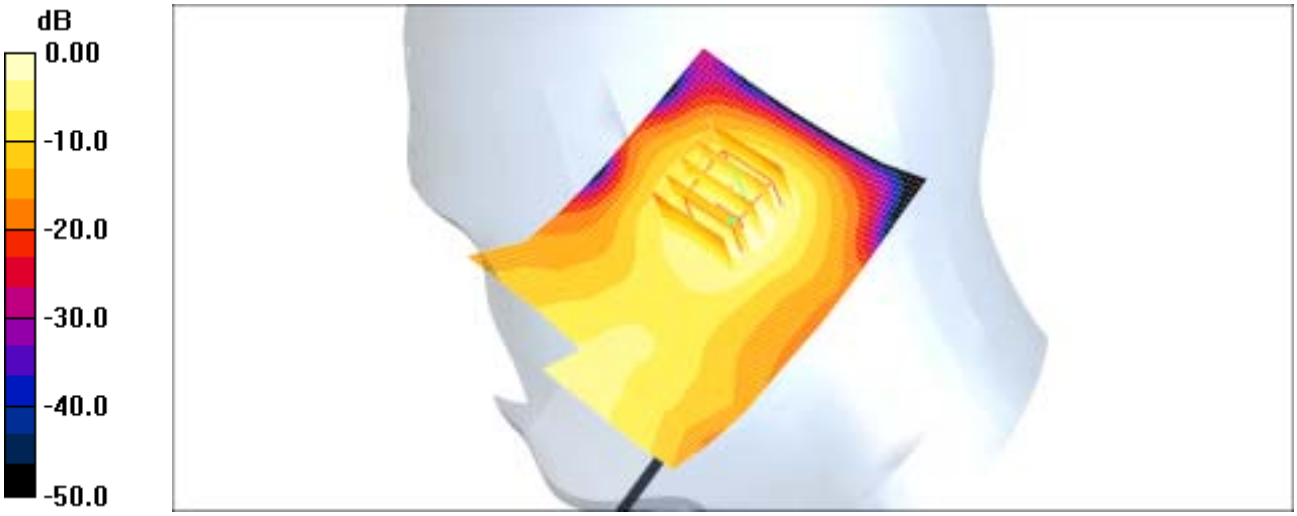

0 dB = 0.063mW/g

SAMSUNG FCC ID : A3LSGHE736 -- 1900MHz GSM1900 Head SAR

DUT: SGH-E736; Serial: FC-133-A
Program Name: SGH-E736 GSM1900 Left (Job No. : FC-133)
Procedure Name: Cheek/Touch, Ch.810, Ant.Intenna, Bat.Standard
Procedure Notes: Meas.Tissue Temp(celsius)-22.0; Test Date-26/Sep/2005 [OET Bulletin 65-Supplement C, July 2001]

Communication System: GSM 1900; Frequency: 1909.8 MHz;Duty Cycle: 1:8.3
Medium parameters used: f = 1909.8 MHz; σ = 1.37 mho/m; ε_r = 39.1; ρ = 1000 kg/m^3
Phantom section: Left Section

DASY4 Configuration:
- Probe: ES3DV3 - SN3080; ConvF(4.92, 4.92, 4.92); Calibrated: 2005-05-26
- Sensor-Surface: 4mm (Mechanical Surface Detection)
- Electronics: DAE4 Sn670; Calibrated: 2005-04-05
- Phantom: SAM 1800/1900 MHz; Type: SAM; Serial: TP-1143
- Measurement SW: DASY4, V4.5 Build 19; Postprocessing SW: SEMCAD, V1.8 Build 146

Cheek/Touch, Ch.810, Ant.Intenna, Bat.Standard/Zoom Scan (5x5x7)/Cube 0:

Measurement grid: dx=8mm, dy=8mm, dz=5mm
Reference Value = 4.52 V/m; Power Drift = -0.145 dB
Peak SAR (extrapolated) = 0.407 W/kg
SAR(1 g) = 0.268 mW/g

Maximum value of SAR (measured) = 0.284 mW/g

Cheek/Touch, Ch.810, Ant.Intenna, Bat.Standard/Area Scan (51x71x1): Measurement grid: dx=20mm, dy=20mm
Maximum value of SAR (interpolated) = 0.292 mW/g

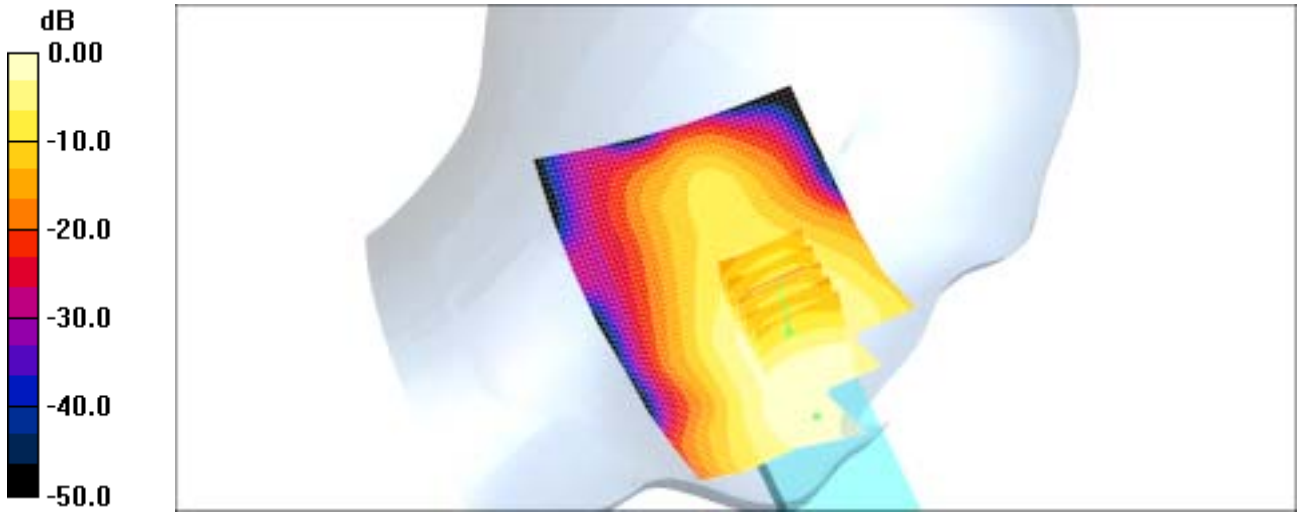

0 dB = 0.292mW/g

DUT: SGH-E736; Serial: FC-133-A
Program Name: SGH-E736 GSM1900 Left (Job No. : FC-133)
Procedure Name: Ear/Tilt, Ch.661, Ant.Intenna, Bat.Standard
Procedure Notes: Meas.Tissue Temp(celsius)-22.0; Test Date-26/Sep/2005 [OET Bulletin 65-Supplement C, July 2001]

Communication System: GSM 1900; Frequency: 1880 MHz;Duty Cycle: 1:8.3
Medium parameters used: f = 1880 MHz; σ = 1.37 mho/m; ε_r = 39.1; ρ = 1000 kg/m^3
Phantom section: Left Section

DASY4 Configuration:
- Probe: ES3DV3 - SN3080; ConvF(4.92, 4.92, 4.92); Calibrated: 2005-05-26
- Sensor-Surface: 4mm (Mechanical Surface Detection)
- Electronics: DAE4 Sn670; Calibrated: 2005-04-05
- Phantom: SAM 1800/1900 MHz; Type: SAM; Serial: TP-1143
- Measurement SW: DASY4, V4.5 Build 19; Postprocessing SW: SEMCAD, V1.8 Build 146

Ear/Tilt, Ch.661, Ant.Intenna, Bat.Standard/Zoom Scan (5x5x7)/Cube 0: Measurement grid: dx=8mm, dy=8mm, dz=5mm
Reference Value = 5.69 V/m; Power Drift = -0.133 dB
Peak SAR (extrapolated) = 0.100 W/kg
SAR(1 g) = 0.064 mW/g

Maximum value of SAR (measured) = 0.069 mW/g

Ear/Tilt, Ch.661, Ant.Intenna, Bat.Standard/Area Scan (51x71x1): Measurement grid: dx=20mm, dy=20mm
Maximum value of SAR (interpolated) = 0.086 mW/g

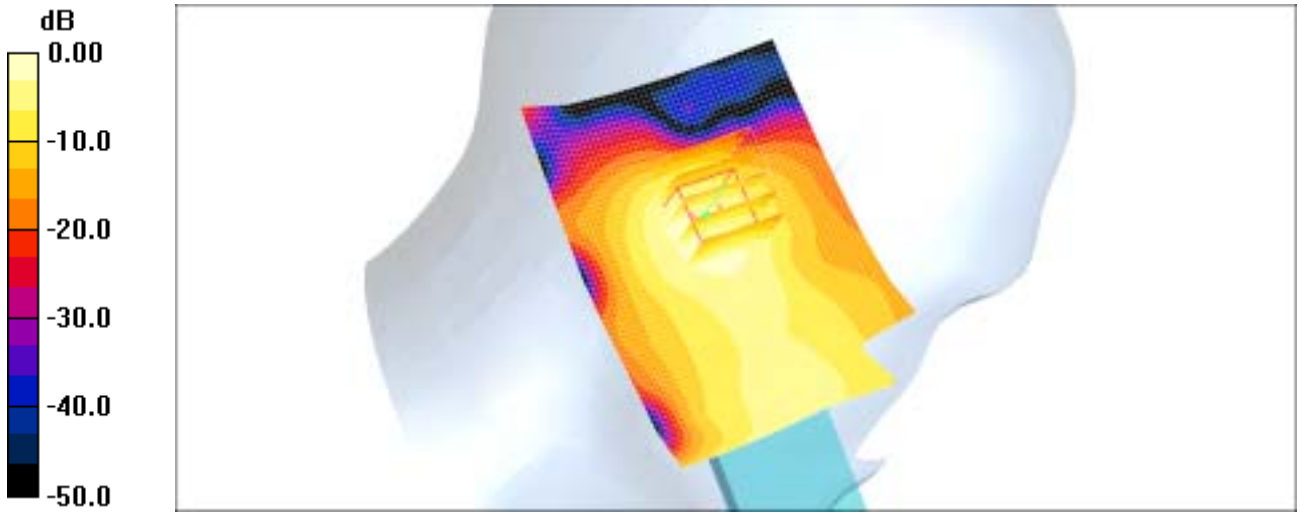

0 dB = 0.086mW/g

SAMSUNG FCC ID : A3LSGHE736 -- 1900MHz GSM1900 Head SAR

DUT: SGH-E736; Serial: FC-133-A
Program Name: SGH-E736 GSM1900 Right (Job No. : FC-133)
Procedure Name: Cheek/Touch, Ch.810, Ant.Intenna, Bat.Standard With BT ON
Procedure Notes: Meas.Tissue Temp(celsius)-22.0; Test Date-26/Sep/2005 [OET Bulletin 65-Supplement C, July 2001]

Communication System: GSM 1900; Frequency: 1909.8 MHz;Duty Cycle: 1:8.3
Medium parameters used: f = 1909.8 MHz; σ = 1.37 mho/m; ε_r = 39.1; ρ = 1000 kg/m^3
Phantom section: Right Section

DASY4 Configuration:
- Probe: ES3DV3 - SN3080; ConvF(4.92, 4.92, 4.92); Calibrated: 2005-05-26
- Sensor-Surface: 4mm (Mechanical Surface Detection)
- Electronics: DAE4 Sn670; Calibrated: 2005-04-05
- Phantom: SAM 1800/1900 MHz; Type: SAM; Serial: TP-1143
- Measurement SW: DASY4, V4.5 Build 19; Postprocessing SW: SEMCAD, V1.8 Build 146

Cheek/Touch, Ch.810, Ant.Intenna, Bat.Standard With BT ON/Zoom Scan (5x5x7)/Cube 0:

Measurement grid: dx=8mm, dy=8mm, dz=5mm
Reference Value = 4.65 V/m; Power Drift = -0.173 dB
Peak SAR (extrapolated) = 0.451 W/kg
SAR(1 g) = 0.287 mW/g

Maximum value of SAR (measured) = 0.312 mW/g

Cheek/Touch, Ch.810, Ant.Intenna, Bat.Standard With BT ON/Area Scan (51x71x1):

Measurement grid: dx=20mm, dy=20mm
Maximum value of SAR (interpolated) = 0.332 mW/g

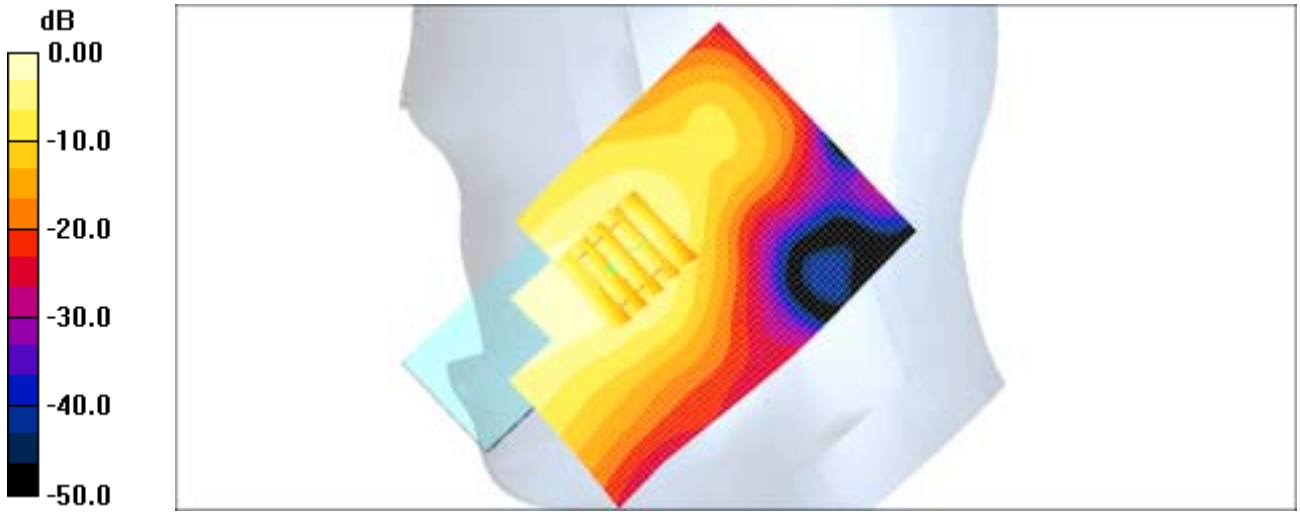

0 dB = 0.332mW/g

SAMSUNG FCC ID : A3LSGHE736 -- 835MHz GSM850 Body SAR

DUT: SGH-E736(Body); Serial: FC-133-A
Program Name: SGH-E736 GSM850 Body (Job No. : FC-133)
Procedure Name: Body, Ch.251, Ant.Intenna, Bat.Standard
Procedure Notes: Meas.Tissue Temp(celsius)-21.5; Test Date-26/Sep/2005 [OET Bulletin 65-Supplement C, July 2001]

Communication System: GSM 850 (GPRS); Frequency: 848.8 MHz;Duty Cycle: 1:4.15
Medium parameters used: f = 848.8 MHz; σ = 0.95 mho/m; ε_r = 53.5; ρ = 1000 kg/m^3
Phantom section: Flat Section

DASY4 Configuration:
- Probe: ES3DV3 - SN3080; ConvF(5.82, 5.82, 5.82); Calibrated: 2005-05-26
- Sensor-Surface: 4mm (Mechanical Surface Detection)
- Electronics: DAE4 Sn670; Calibrated: 2005-04-05
- Phantom: SAM 835/900 MHz; Type: SAM; Serial: TP-1141
- Measurement SW: DASY4, V4.5 Build 19; Postprocessing SW: SEMCAD, V1.8 Build 146

Body, Ch.251, Ant.Intenna, Bat.Standard/Area Scan (51x71x1): Measurement grid: dx=20mm, dy=20mm
Maximum value of SAR (interpolated) = 0.526 mW/g

Body, Ch.251, Ant.Intenna, Bat.Standard/Zoom Scan (5x5x7)/Cube 0: Measurement grid: dx=8mm, dy=8mm, dz=5mm
Reference Value = 17.1 V/m; Power Drift = -0.00 dB
Peak SAR (extrapolated) = 0.701 W/kg
SAR(1 g) = 0.480 mW/g

Maximum value of SAR (measured) = 0.518 mW/g



0 dB = 0.518mW/g

SAMSUNG FCC ID : A3LSGHE736 -- 835MHz GSM850 Body SAR

DUT: SGH-E736(Body); Serial: FC-133-A
Program Name: SGH-E736 GSM850 Body (Job No. : FC-133)
Procedure Name: Body, Ch.251, Ant.Intenna, Bat.Standard With BT ON
Procedure Notes: Meas.Tissue Temp(celsius)-21.5; Test Date-26/Sep/2005 [OET Bulletin 65-Supplement C, July 2001]

Communication System: GSM 850 (GPRS); Frequency: 848.8 MHz;Duty Cycle: 1:4.15
Medium parameters used: f = 848.8 MHz; σ = 0.95 mho/m; ε_r = 53.5; ρ = 1000 kg/m^3
Phantom section: Flat Section

DASY4 Configuration:
- Probe: ES3DV3 - SN3080; ConvF(5.82, 5.82, 5.82); Calibrated: 2005-05-26
- Sensor-Surface: 4mm (Mechanical Surface Detection)
- Electronics: DAE4 Sn670; Calibrated: 2005-04-05
- Phantom: SAM 835/900 MHz; Type: SAM; Serial: TP-1141
- Measurement SW: DASY4, V4.5 Build 19; Postprocessing SW: SEMCAD, V1.8 Build 146

Body, Ch.251, Ant.Intenna, Bat.Standard With BT ON/Zoom Scan (5x5x7)/Cube 0:

Measurement grid: dx=8mm, dy=8mm, dz=5mm
Reference Value = 16.5 V/m; Power Drift = -0.048 dB
Peak SAR (extrapolated) = 0.660 W/kg
SAR(1 g) = 0.458 mW/g

Maximum value of SAR (measured) = 0.489 mW/g

Body, Ch.251, Ant.Intenna, Bat.Standard With BT ON/Area Scan (51x71x1):

Measurement grid: dx=20mm, dy=20mm
Maximum value of SAR (interpolated) = 0.509 mW/g

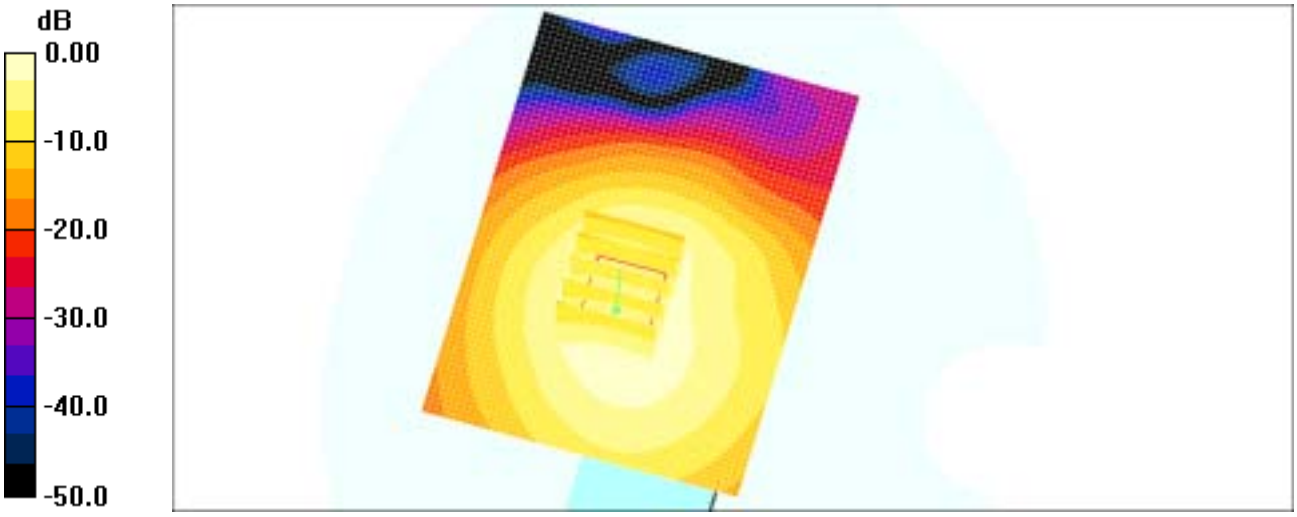

0 dB = 0.509mW/g

SAMSUNG FCC ID : A3LSGHE736 -- 1900MHz GSM1900 Body SAR

DUT: SGH-E736(Body); Serial: FC-133-A
Program Name: SGH-E736 GSM1900 Body (Job No. : FC-133)
Procedure Name: Body, Ch.810, Ant.Intenna, Bat.Standard
Procedure Notes: Meas.Tissue Temp(celsius)-22.1; Test Date-26/Sep/2005 [OET Bulletin 65-Supplement C, July 2001]

Communication System: GSM 1900; Frequency: 1909.8 MHz;Duty Cycle: 1:8.3
Medium parameters used: f = 1909.8 MHz; σ = 1.48 mho/m; ε_r = 51.1; ρ = 1000 kg/m^3
Phantom section: Flat Section

DASY4 Configuration:
- Probe: ES3DV3 - SN3080; ConvF(4.42, 4.42, 4.42); Calibrated: 2005-05-26
- Sensor-Surface: 4mm (Mechanical Surface Detection)
- Electronics: DAE4 Sn670; Calibrated: 2005-04-05
- Phantom: SAM 1800/1900 MHz; Type: SAM; Serial: TP-1143
- Measurement SW: DASY4, V4.5 Build 19; Postprocessing SW: SEMCAD, V1.8 Build 146

Body, Ch.810, Ant.Intenna, Bat.Standard/Zoom Scan (5x5x7)/Cube 0: Measurement grid: dx=8mm, dy=8mm, dz=5mm
Reference Value = 14.1 V/m; Power Drift = -0.01 dB
Peak SAR (extrapolated) = 0.386 W/kg
SAR(1 g) = 0.250 mW/g
Maximum value of SAR (measured) = 0.271 mW/g

Body, Ch.810, Ant.Intenna, Bat.Standard/Area Scan (51x71x1): Measurement grid: dx=20mm, dy=20mm
Maximum value of SAR (interpolated) = 0.303 mW/g



0 dB = 0.303mW/g

SAMSUNG FCC ID : A3LSGHE736 -- 1900MHz GSM1900 Head SAR

DUT: SGH-E736(Body); Serial: FC-133-A
Program Name: SGH-E736 GSM1900 Body (Job No. : FC-133)
Procedure Name: Body, Ch.810, Ant.Intenna, Bat.Standard With BT ON
Procedure Notes: Meas.Tissue Temp(celsius)-22.1; Test Date-26/Sep/2005 [OET Bulletin 65-Supplement C, July 2001]

Communication System: GSM 1900; Frequency: 1909.8 MHz;Duty Cycle: 1:8.3
Medium parameters used: f = 1909.8 MHz; σ = 1.48 mho/m; ε_r = 51.1; ρ = 1000 kg/m^3
Phantom section: Flat Section

DASY4 Configuration:
- Probe: ES3DV3 - SN3080; ConvF(4.42, 4.42, 4.42); Calibrated: 2005-05-26
- Sensor-Surface: 4mm (Mechanical Surface Detection)
- Electronics: DAE4 Sn670; Calibrated: 2005-04-05
- Phantom: SAM 1800/1900 MHz; Type: SAM; Serial: TP-1143
- Measurement SW: DASY4, V4.5 Build 19; Postprocessing SW: SEMCAD, V1.8 Build 146

Body, Ch.810, Ant.Intenna, Bat.Standard With BT ON/Area Scan (51x71x1):
Measurement grid: dx=20mm, dy=20mm
Maximum value of SAR (interpolated) = 0.301 mW/g

Body, Ch.810, Ant.Intenna, Bat.Standard With BT ON/Zoom Scan (5x5x7)/Cube 0:
Measurement grid: dx=8mm, dy=8mm, dz=5mm
Reference Value = 14.1 V/m; Power Drift = -0.011 dB
Peak SAR (extrapolated) = 0.367 W/kg
SAR(1 g) = 0.247 mW/g
Maximum value of SAR (measured) = 0.267 mW/g

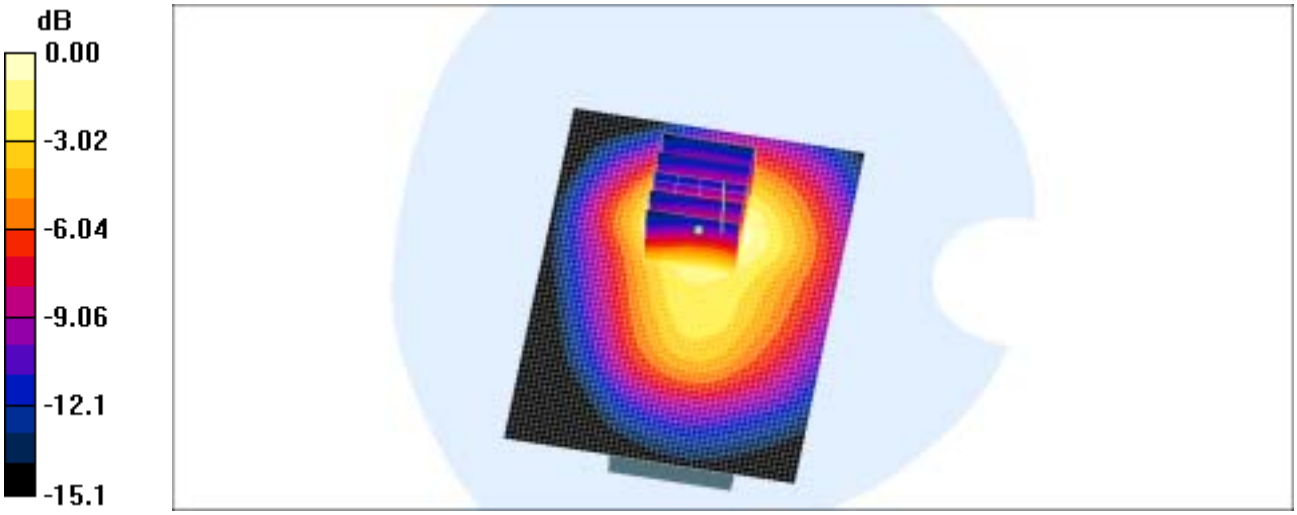

0 dB = 0.267mW/g

SAMSUNG FCC ID : A3LSGHE736 -- 835MHz GSM850 Head SAR

DUT: SGH-E736; Serial: FC-133-A
Program Name: SGH-E736 GSM850 Right (Job No. : FC-133)
Procedure Name: Cheek/Touch, Ch.251, Ant.Intenna, Bat.Standard
Procedure Notes: Meas.Tissue Temp(celsius)-22.0; Test Date-26/Sep/2005 [OET Bulletin 65-Supplement C, July 2001]

Communication System: GSM850; Frequency: 848.8 MHz;Duty Cycle: 1:8.3
Medium parameters used: f = 848.8 MHz; σ = 0.88 mho/m; ε_r = 40.4; ρ = 1000 kg/m^3
Phantom section: Right Section

DASY4 Configuration:
- Probe: ES3DV3 - SN3080; ConvF(5.75, 5.75, 5.75); Calibrated: 2005-05-26
- Sensor-Surface: 4mm (Mechanical Surface Detection)
- Electronics: DAE4 Sn670; Calibrated: 2005-04-05
- Phantom: SAM 835/900 MHz; Type: SAM; Serial: TP-1141
- Measurement SW: DASY4, V4.5 Build 19; Postprocessing SW: SEMCAD, V1.8 Build 146

Cheek/Touch, Ch.251, Ant.Intenna, Bat.Standard/Area Scan (51x71x1): Measurement grid: dx=20mm, dy=20mm
Maximum value of SAR (interpolated) = 0.954 mW/g

Cheek/Touch, Ch.251, Ant.Intenna, Bat.Standard/Zoom Scan (5x5x7)/Cube 0:
Measurement grid: dx=8mm, dy=8mm, dz=5mm
Reference Value = 9.77 V/m; Power Drift = -0.017 dB
Peak SAR (extrapolated) = 1.32 W/kg
SAR(1 g) = 0.884 mW/g
Maximum value of SAR (measured) = 0.948 mW/g

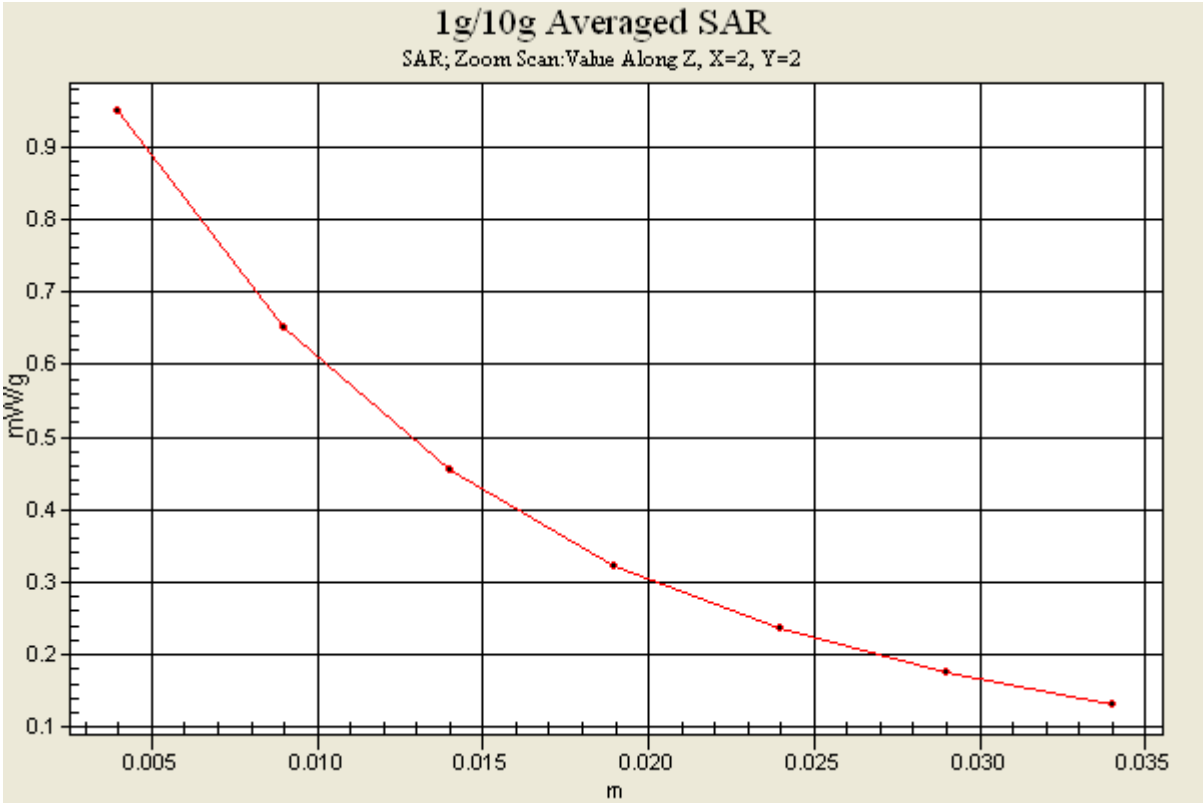

SAMSUNG FCC ID : A3LSGHE736 -- 835MHz GSM850 Head SAR

DUT: SGH-E736; Serial: FC-133-A
Program Name: SGH-E736 GSM850 Right (Job No. : FC-133)
Procedure Name: Cheek/Touch, Ch.251, Ant.Intenna, Bat.Standard With BT ON
Procedure Notes: Meas.Tissue Temp(celsius)-22.0; Test Date-26/Sep/2005 [OET Bulletin 65-Supplement C, July 2001]

Communication System: GSM850; Frequency: 848.8 MHz;Duty Cycle: 1:8.3
Medium parameters used: f = 848.8 MHz; σ = 0.88 mho/m; ε_r = 40.4; ρ = 1000 kg/m^3
Phantom section: Right Section

DASY4 Configuration:
- Probe: ES3DV3 - SN3080; ConvF(5.75, 5.75, 5.75); Calibrated: 2005-05-26
- Sensor-Surface: 4mm (Mechanical Surface Detection)
- Electronics: DAE4 Sn670; Calibrated: 2005-04-05
- Phantom: SAM 835/900 MHz; Type: SAM; Serial: TP-1141
- Measurement SW: DASY4, V4.5 Build 19; Postprocessing SW: SEMCAD, V1.8 Build 146

Cheek/Touch, Ch.251, Ant.Intenna, Bat.Standard With BT ON/Zoom Scan (5x5x7)/Cube 0:

Measurement grid: dx=8mm, dy=8mm, dz=5mm
Reference Value = 9.00 V/m; Power Drift = -0.133 dB
Peak SAR (extrapolated) = 1.32 W/kg
SAR(1 g) = 0.870 mW/g
Maximum value of SAR (measured) = 0.938 mW/g

Cheek/Touch, Ch.251, Ant.Intenna, Bat.Standard With BT ON/Area Scan (51x71x1):

Measurement grid: dx=20mm, dy=20mm
Maximum value of SAR (interpolated) = 0.940 mW/g

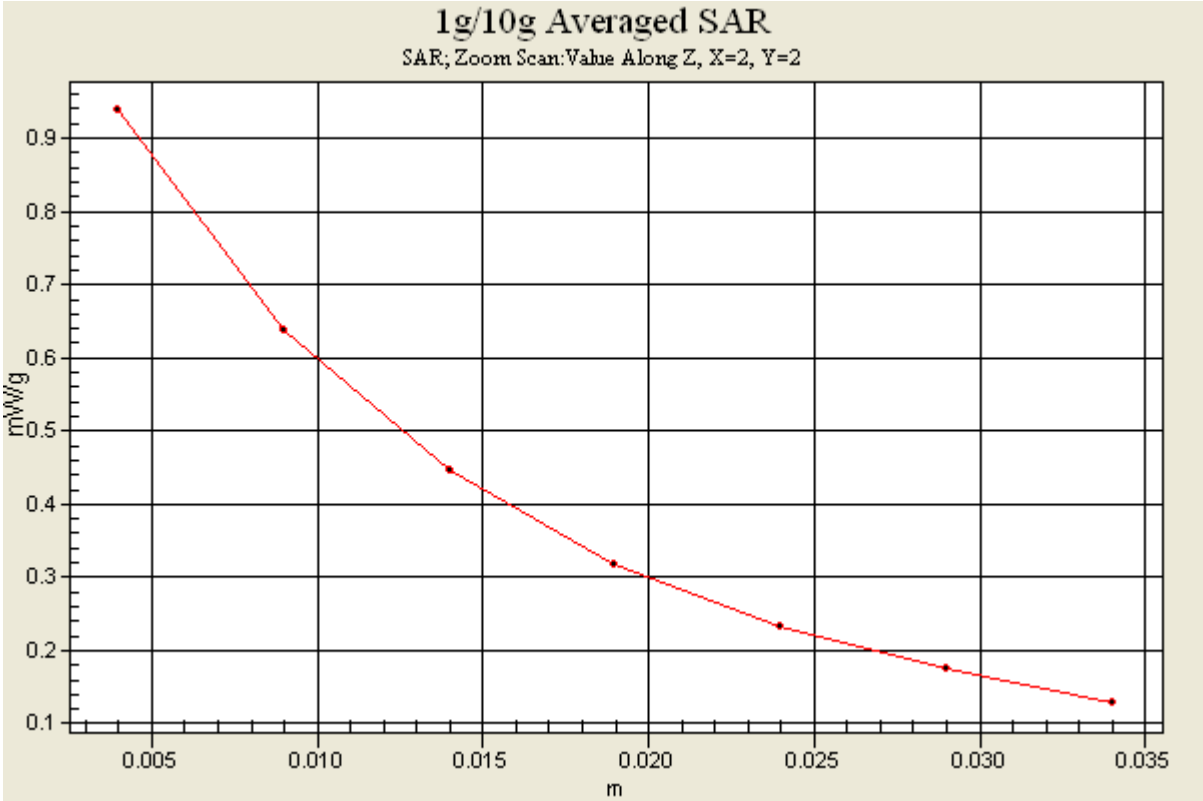

SAMSUNG FCC ID : A3LSGHE736 -- 835MHz GSM850 Body SAR

DUT: SGH-E736(Body); Serial: FC-133-A
Program Name: SGH-E736 GSM850 Body (Job No. : FC-133)
Procedure Name: Body, Ch.251, Ant.Intenna, Bat.Standard
Procedure Notes: Meas.Tissue Temp(celsius)-21.5; Test Date-26/Sep/2005 [OET Bulletin 65-Supplement C, July 2001]

Communication System: GSM 850 (GPRS); Frequency: 848.8 MHz;Duty Cycle: 1:4.15
Medium parameters used: f = 848.8 MHz; σ = 0.95 mho/m; ε_r = 53.5; ρ = 1000 kg/m^3
Phantom section: Flat Section

DASY4 Configuration:
- Probe: ES3DV3 - SN3080; ConvF(5.82, 5.82, 5.82); Calibrated: 2005-05-26
- Sensor-Surface: 4mm (Mechanical Surface Detection)
- Electronics: DAE4 Sn670; Calibrated: 2005-04-05
- Phantom: SAM 835/900 MHz; Type: SAM; Serial: TP-1141
- Measurement SW: DASY4, V4.5 Build 19; Postprocessing SW: SEMCAD, V1.8 Build 146

Body, Ch.251, Ant.Intenna, Bat.Standard/Area Scan (51x71x1): Measurement grid: dx=20mm, dy=20mm
Maximum value of SAR (interpolated) = 0.526 mW/g

Body, Ch.251, Ant.Intenna, Bat.Standard/Zoom Scan (5x5x7)/Cube 0: Measurement grid: dx=8mm, dy=8mm, dz=5mm
Reference Value = 17.1 V/m; Power Drift = -0.00 dB
Peak SAR (extrapolated) = 0.701 W/kg
SAR(1 g) = 0.480 mW/g

Maximum value of SAR (measured) = 0.518 mW/g

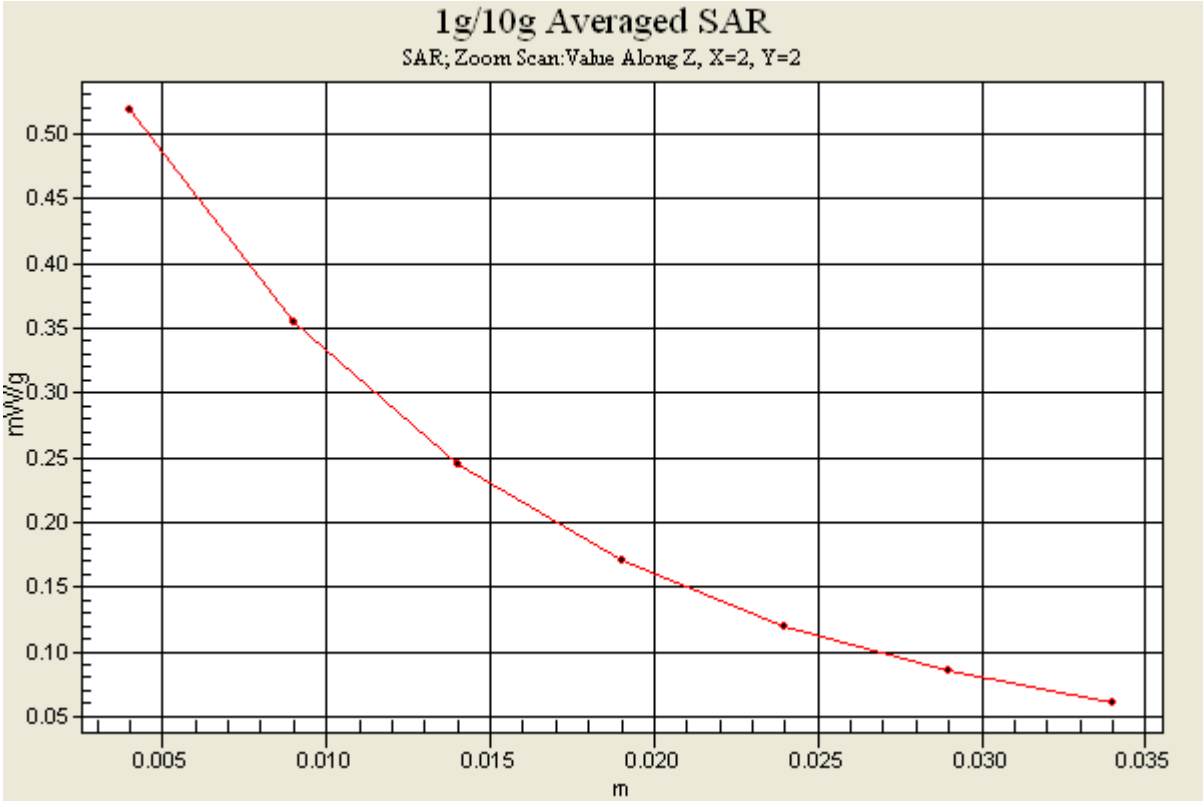

SAMSUNG FCC ID : A3LSGHE736 -- 835MHz GSM850 Body SAR

DUT: SGH-E736(Body); Serial: FC-133-A
Program Name: SGH-E736 GSM850 Body (Job No. : FC-133)
Procedure Name: Body, Ch.251, Ant.Intenna, Bat.Standard With BT ON
Procedure Notes: Meas.Tissue Temp(celsius)-21.5; Test Date-26/Sep/2005 [OET Bulletin 65-Supplement C, July 2001]

Communication System: GSM 850 (GPRS); Frequency: 848.8 MHz;Duty Cycle: 1:4.15
Medium parameters used: f = 848.8 MHz; σ = 0.95 mho/m; ε_r = 53.5; ρ = 1000 kg/m^3
Phantom section: Flat Section

DASY4 Configuration:
- Probe: ES3DV3 - SN3080; ConvF(5.82, 5.82, 5.82); Calibrated: 2005-05-26
- Sensor-Surface: 4mm (Mechanical Surface Detection)
- Electronics: DAE4 Sn670; Calibrated: 2005-04-05
- Phantom: SAM 835/900 MHz; Type: SAM; Serial: TP-1141
- Measurement SW: DASY4, V4.5 Build 19; Postprocessing SW: SEMCAD, V1.8 Build 146

Body, Ch.251, Ant.Intenna, Bat.Standard With BT ON/Zoom Scan (5x5x7)/Cube 0:

Measurement grid: dx=8mm, dy=8mm, dz=5mm
Reference Value = 16.5 V/m; Power Drift = -0.048 dB
Peak SAR (extrapolated) = 0.660 W/kg
SAR(1 g) = 0.458 mW/g

Maximum value of SAR (measured) = 0.489 mW/g

Body, Ch.251, Ant.Intenna, Bat.Standard With BT ON/Area Scan (51x71x1):

Measurement grid: dx=20mm, dy=20mm
Maximum value of SAR (interpolated) = 0.509 mW/g

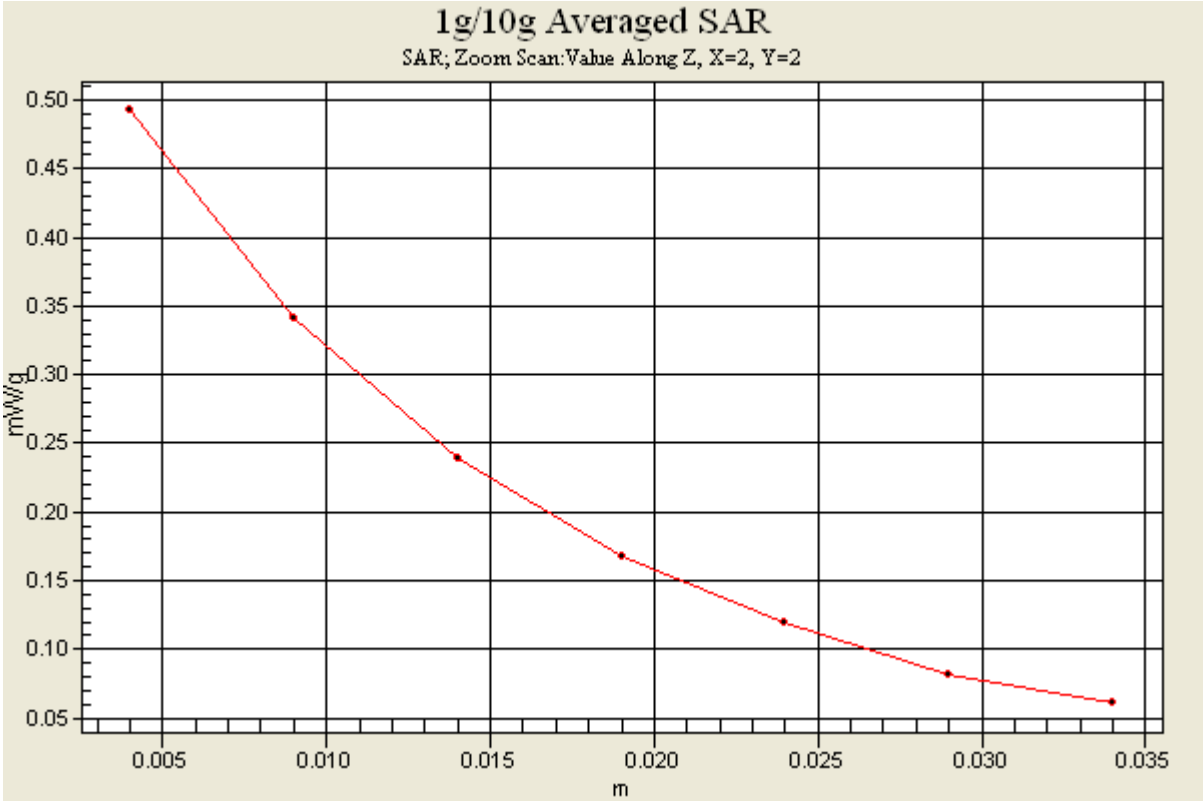

SAMSUNG FCC ID : A3LSGHE736 -- 1900MHz GSM1900 Head SAR

DUT: SGH-E736; Serial: FC-133-A
Program Name: SGH-E736 GSM1900 Right (Job No. : FC-133)
Procedure Name: Cheek/Touch, Ch.810, Ant.Intenna, Bat.Standard
Procedure Notes: Meas.Tissue Temp(celsius)-22.0; Test Date-26/Sep/2005 [OET Bulletin 65-Supplement C, July 2001]

Communication System: GSM 1900; Frequency: 1909.8 MHz;Duty Cycle: 1:8.3
Medium parameters used: f = 1909.8 MHz; σ = 1.37 mho/m; ε_r = 39.1; ρ = 1000 kg/m^3
Phantom section: Right Section

DASY4 Configuration:
- Probe: ES3DV3 - SN3080; ConvF(4.92, 4.92, 4.92); Calibrated: 2005-05-26
- Sensor-Surface: 4mm (Mechanical Surface Detection)
- Electronics: DAE4 Sn670; Calibrated: 2005-04-05
- Phantom: SAM 1800/1900 MHz; Type: SAM; Serial: TP-1143
- Measurement SW: DASY4, V4.5 Build 19; Postprocessing SW: SEMCAD, V1.8 Build 146

Cheek/Touch, Ch.810, Ant.Intenna, Bat.Standard/Area Scan (51x71x1): Measurement grid: dx=20mm, dy=20mm
Maximum value of SAR (interpolated) = 0.322 mW/g

Cheek/Touch, Ch.810, Ant.Intenna, Bat.Standard/Zoom Scan (5x5x7)/Cube 0:
Measurement grid: dx=8mm, dy=8mm, dz=5mm
Reference Value = 4.60 V/m; Power Drift = -0.052 dB
Peak SAR (extrapolated) = 0.448 W/kg
SAR(1 g) = 0.285 mW/g
Maximum value of SAR (measured) = 0.311 mW/g

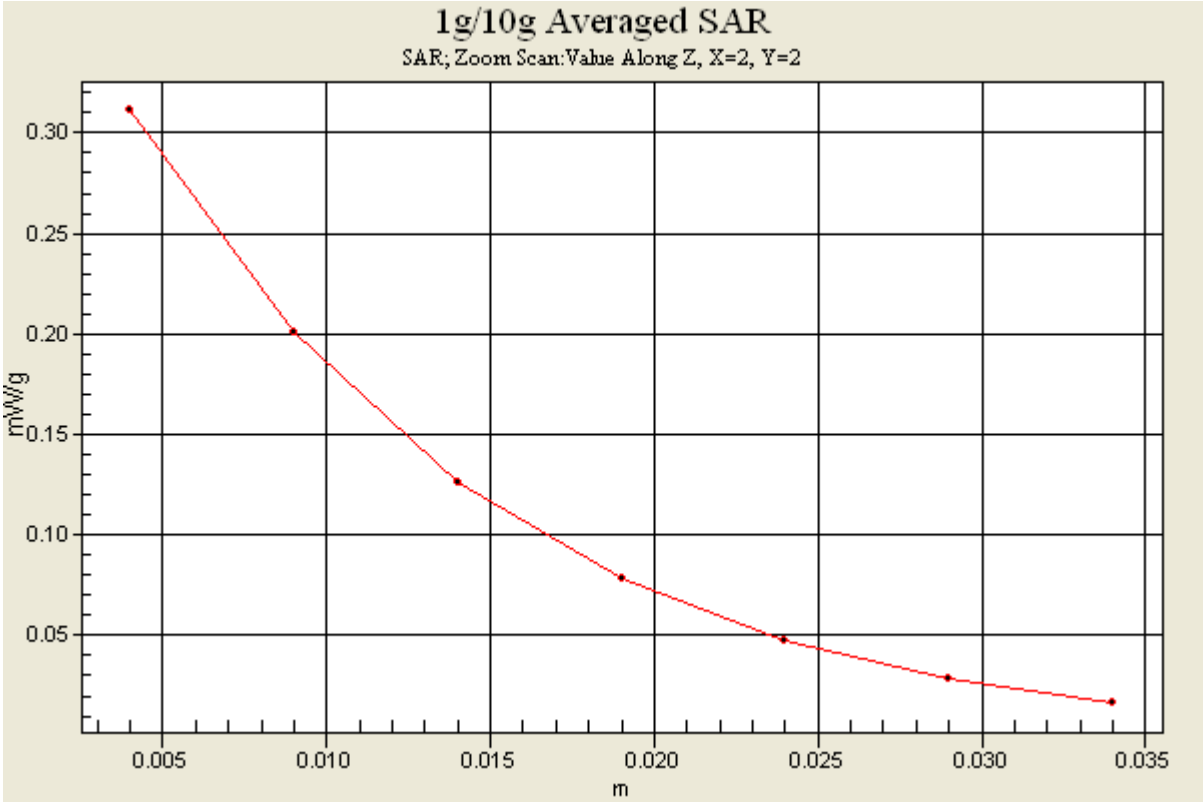

SAMSUNG FCC ID : A3LSGHE736 -- 1900MHz GSM1900 Head SAR

DUT: SGH-E736; Serial: FC-133-A
Program Name: SGH-E736 GSM1900 Right (Job No. : FC-133)
Procedure Name: Cheek/Touch, Ch.810, Ant.Intenna, Bat.Standard With BT ON
Procedure Notes: Meas.Tissue Temp(celsius)-22.0; Test Date-26/Sep/2005 [OET Bulletin 65-Supplement C, July 2001]

Communication System: GSM 1900; Frequency: 1909.8 MHz;Duty Cycle: 1:8.3
Medium parameters used: f = 1909.8 MHz; σ = 1.37 mho/m; ε_r = 39.1; ρ = 1000 kg/m^3
Phantom section: Right Section

DASY4 Configuration:
- Probe: ES3DV3 - SN3080; ConvF(4.92, 4.92, 4.92); Calibrated: 2005-05-26
- Sensor-Surface: 4mm (Mechanical Surface Detection)
- Electronics: DAE4 Sn670; Calibrated: 2005-04-05
- Phantom: SAM 1800/1900 MHz; Type: SAM; Serial: TP-1143
- Measurement SW: DASY4, V4.5 Build 19; Postprocessing SW: SEMCAD, V1.8 Build 146

Cheek/Touch, Ch.810, Ant.Intenna, Bat.Standard With BT ON/Zoom Scan (5x5x7)/Cube 0: Measurement grid: dx=8mm, dy=8mm, dz=5mm
Reference Value = 4.65 V/m; Power Drift = -0.173 dB
Peak SAR (extrapolated) = 0.451 W/kg
SAR(1 g) = 0.287 mW/g

Maximum value of SAR (measured) = 0.312 mW/g

Cheek/Touch, Ch.810, Ant.Intenna, Bat.Standard With BT ON/Area Scan (51x71x1):
Measurement grid: dx=20mm, dy=20mm
Maximum value of SAR (interpolated) = 0.332 mW/g

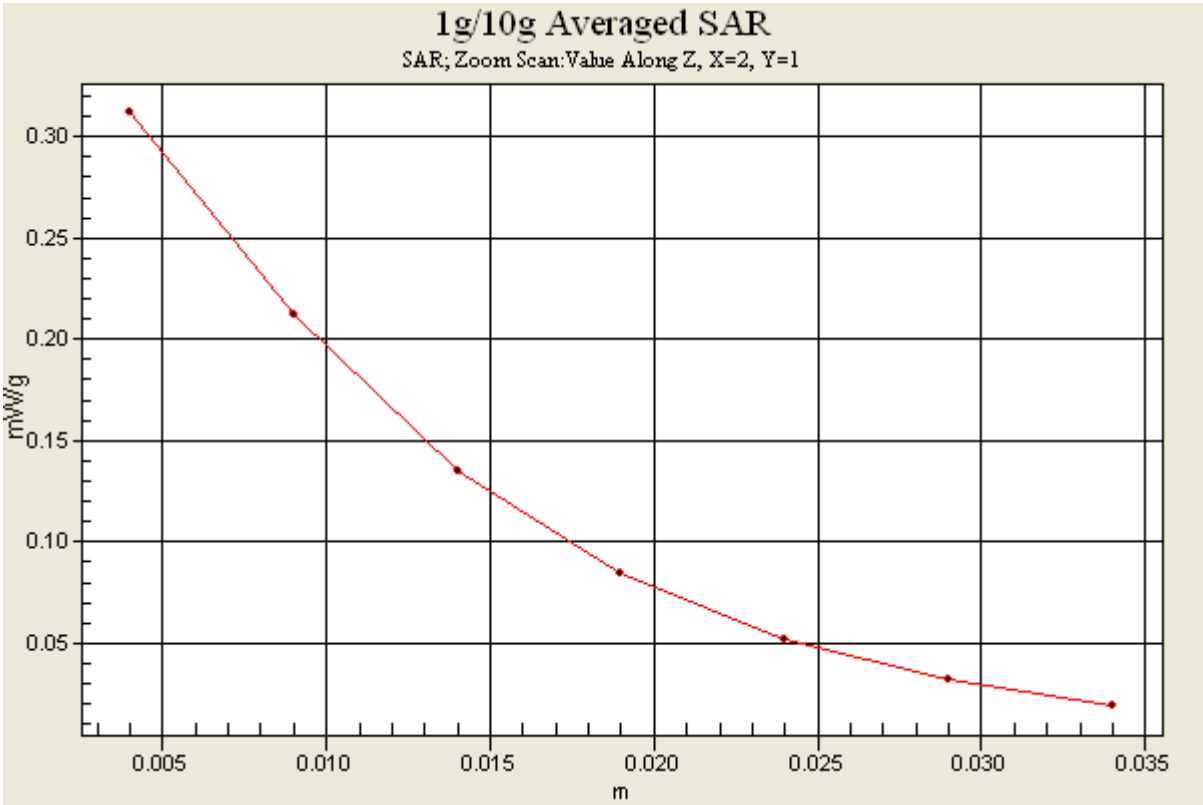

SAMSUNG FCC ID : A3LSGHE736 -- 1900MHz GSM1900 Body SAR

DUT: SGH-E736(Body); Serial: FC-133-A
Program Name: SGH-E736 GSM1900 Body (Job No. : FC-133)
Procedure Name: Body, Ch.810, Ant.Intenna, Bat.Standard
Procedure Notes: Meas.Tissue Temp(celsius)-22.1; Test Date-26/Sep/2005 [OET Bulletin 65-Supplement C, July 2001]

Communication System: GSM 1900; Frequency: 1909.8 MHz;Duty Cycle: 1:8.3
Medium parameters used: f = 1909.8 MHz; σ = 1.48 mho/m; ε_r = 51.1; ρ = 1000 kg/m^3
Phantom section: Flat Section

DASY4 Configuration:
- Probe: ES3DV3 - SN3080; ConvF(4.42, 4.42, 4.42); Calibrated: 2005-05-26
- Sensor-Surface: 4mm (Mechanical Surface Detection)
- Electronics: DAE4 Sn670; Calibrated: 2005-04-05
- Phantom: SAM 1800/1900 MHz; Type: SAM; Serial: TP-1143
- Measurement SW: DASY4, V4.5 Build 19; Postprocessing SW: SEMCAD, V1.8 Build 146

Body, Ch.810, Ant.Intenna, Bat.Standard/Zoom Scan (5x5x7)/Cube 0: Measurement grid: dx=8mm, dy=8mm, dz=5mm
Reference Value = 14.1 V/m; Power Drift = -0.01 dB
Peak SAR (extrapolated) = 0.386 W/kg
SAR(1 g) = 0.250 mW/g
Maximum value of SAR (measured) = 0.271 mW/g

Body, Ch.810, Ant.Intenna, Bat.Standard/Area Scan (51x71x1): Measurement grid: dx=20mm, dy=20mm
Maximum value of SAR (interpolated) = 0.303 mW/g

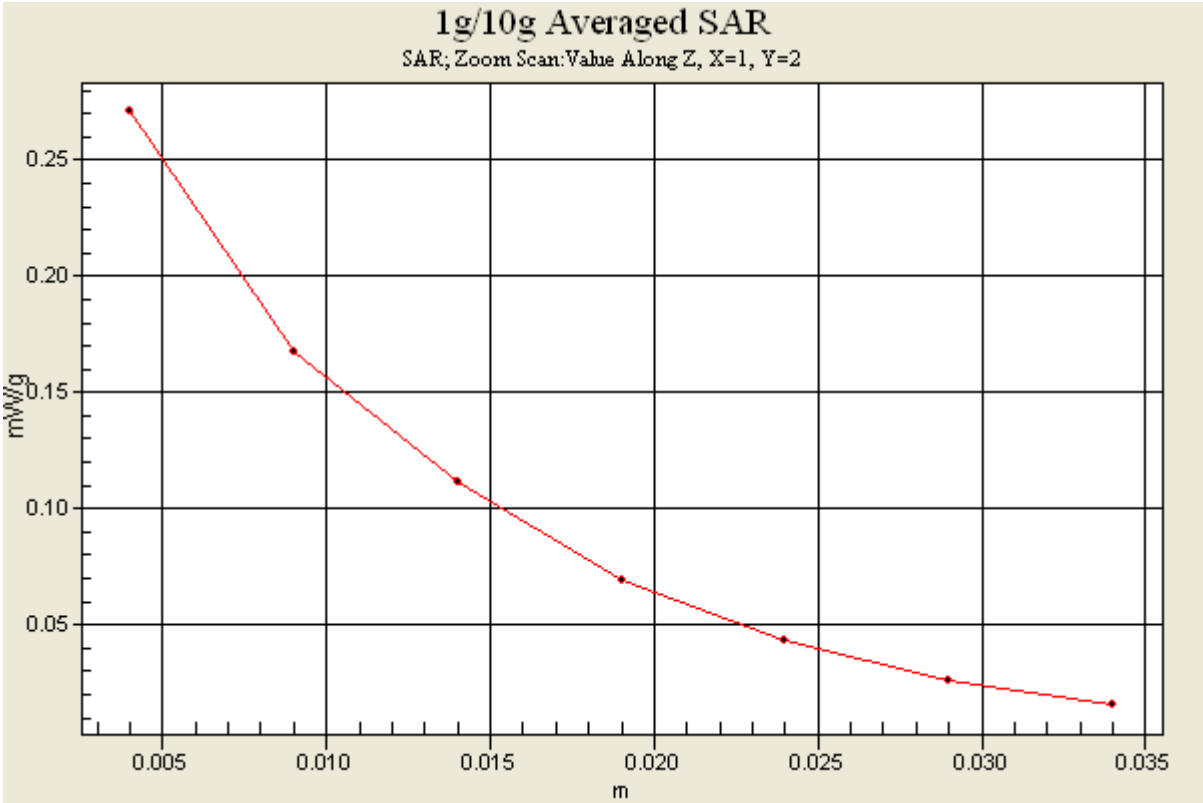

SAMSUNG FCC ID : A3LSGHE736 -- 1900MHz GSM1900 Body SAR

DUT: SGH-E736(Body); Serial: FC-133-A
Program Name: SGH-E736 GSM1900 Body (Job No. : FC-133)
Procedure Name: Body, Ch.810, Ant.Intenna, Bat.Standard With BT ON
Procedure Notes: Meas.Tissue Temp(celsius)-22.1; Test Date-26/Sep/2005 [OET Bulletin 65-Supplement C, July 2001]

Communication System: GSM 1900; Frequency: 1909.8 MHz;Duty Cycle: 1:8.3
Medium parameters used: f = 1909.8 MHz; σ = 1.48 mho/m; ε_r = 51.1; ρ = 1000 kg/m^3
Phantom section: Flat Section

DASY4 Configuration:
- Probe: ES3DV3 - SN3080; ConvF(4.42, 4.42, 4.42); Calibrated: 2005-05-26
- Sensor-Surface: 4mm (Mechanical Surface Detection)
- Electronics: DAE4 Sn670; Calibrated: 2005-04-05
- Phantom: SAM 1800/1900 MHz; Type: SAM; Serial: TP-1143
- Measurement SW: DASY4, V4.5 Build 19; Postprocessing SW: SEMCAD, V1.8 Build 146

Body, Ch.810, Ant.Intenna, Bat.Standard With BT ON/Area Scan (51x71x1):
Measurement grid: dx=20mm, dy=20mm
Maximum value of SAR (interpolated) = 0.301 mW/g
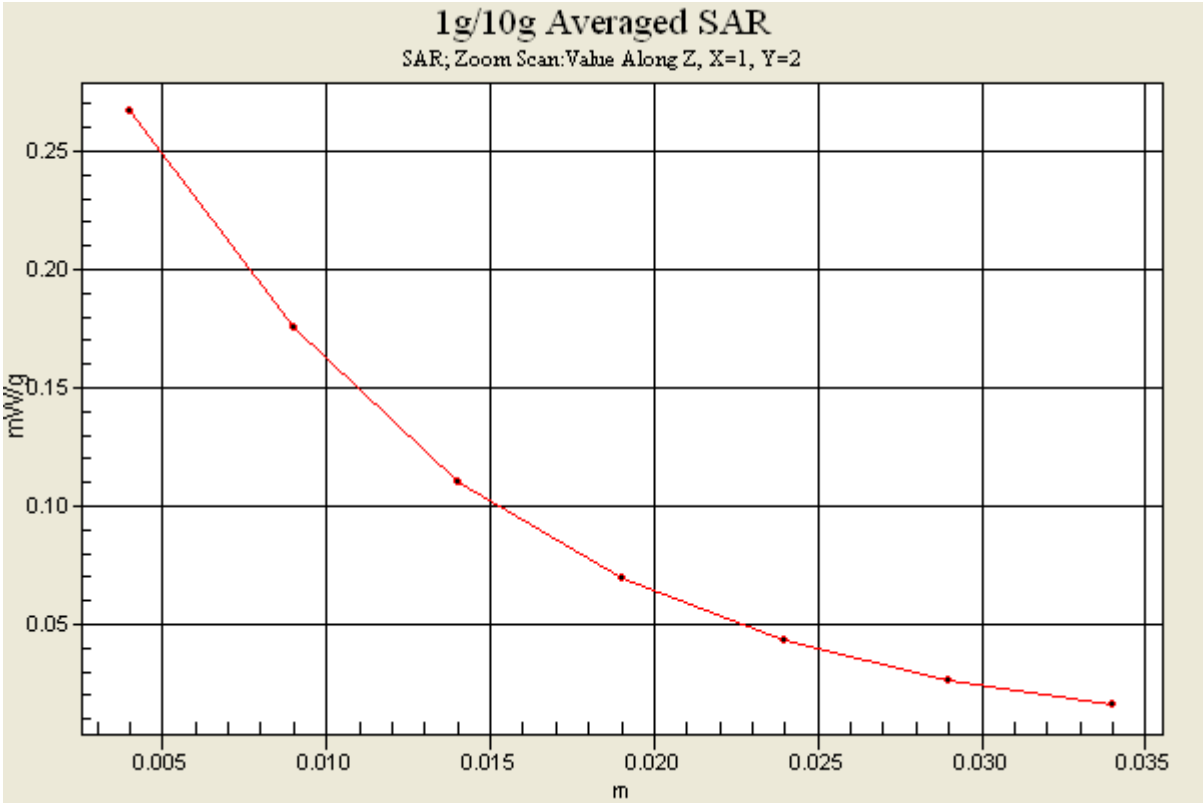
Body, Ch.810, Ant.Intenna, Bat.Standard With BT ON/Zoom Scan (5x5x7)/Cube 0:
Measurement grid: dx=8mm, dy=8mm, dz=5mm
Reference Value = 14.1 V/m; Power Drift = -0.011 dB
Peak SAR (extrapolated) = 0.367 W/kg
SAR(1 g) = 0.247 mW/g
Maximum value of SAR (measured) = 0.267 mW/g